

# City of Bryant

## State of Arkansas

Annual 2025 Budget



Prepared by City of Bryant  
Finance Department

# City of Bryant, AR 2025 Budget Book

Cover Page	1	*
Table of Contents	2	C1
Local History	3	
At A Glance	4	C3
<b>Budget Highlights - in Canva</b>	5	
City Facilities	6	
Census Data of Bryant, Arkansas	7-8	
Statement from the Mayor	9	C2
Letter of Transmittal	10-11	P1, P2
<b>Adding Transparency to the Budget Process - update for Survey results</b>	12-13	F1
Process, Timeline, Basis for Budgeting	14	F2, P4
Budget/City Strategic Focus Areas	15	F5
Adopting Resolution	16	
GFOA Distinguished Budget Presentation Award	17	
<b>City Organization Chart - Canva</b>	18-20	O1
Policies for Debt and Capital and Auditing and Accounting	21-22	P3
DRAFT of the City Wide Reserve Plan	23	
DRAFT of the New Policy pending	24	
Fund Structure Organization Chart and Description	25-27	C5, O2
<b>New Chart - Get Title Needs updated</b>	28	
Summary of 2021-2025 and Category Totals for Major Funds with Pie Charts, Revenue Review	29-30	
Forecast	31	
<b>City Wide Revenue Review</b>	32	F3, F6
Total Revenues and Expenses with Pie Charts	33-35	
Summary of City's Debt, Governmental and Business Type	36-38	P3, F9
<b>HR, Personnel, and JESAP Overview - no labels on pie charts?</b>	39	O3
Full Time Equivalent Budgeted Employees by Function/Program	40-41	O3
Education and Certification Pay Budgeted by Function/Program	42	O3
Performance Measures by Department/Focus Areas	43-44	O6
Governmental Funds	44	F4, O4-6
Elected Officials - Mayor, City Clerk and City Attorney	46-47	
Human Resources	48	
Finance	49	
Information Technology	50	
Administration Budget Numbers	51	
Planning and Development	52	
<b>NEW Grants Page</b>	53-55	
Planning and Development Numbers	56	
<b>Animal Control - picture page in Canva</b>	57-59	
Court	60-61	
Parks and Recreation	62-64	
Fire	65-68	
Police	69-70	
Public Works Administration	71-72	
Street and Stormwater	73-76	
Historical Review of 515 Stormwater Capital Enterprise Fund and ARPA Funding	77	
Enterprise Funds	78	
Water and Wastewater	79-82	
List of Non Major Funds both Governmental and Enterprise	83	
<b>Appendix 1 and 2 - Major Vendor List and SWB (Salaries, Wages, and Benefits Calculation)</b>	84-85	
Appendix 3 - Bryant Capital and Maintenance Plan Template	86-91	F8
Appendix 4 - City Fee Schedule	92-94	
Appendix 5 - Historical Review of 187/188 Bryant Parkway Capital Fund and Completion Plan	95	
Appendix 6 - Facilities Operation Cost	96	
Glossary & Acronyms	97-99	C4
<b>*Bold is mandatory, see GFOA Grading explanations on page 14</b>		
<b>References to stand alone Master Plans for</b>		
Water, Wastewater Funds		F7
Stormwater Fund		F7
Parks Department (318 pages)		F7

# City of Bryant, AR 2024 Budget Book

## City of Bryant Local History

The City of Bryant received its start as a very small township in central Arkansas as European settlers established themselves along Hurricane Creek in the early 19th century. Over the years the city saw times of economic struggle, but as the demand for the area's bauxite grew during the WWII era, development and a steady slow growth began. Since then, the economic landscape of the city has seen many changes, as Bryant evolved from a typical railroad community, into one focused on family, education and quality of life for its residents.

Once a small industrial town, Bryant is now the fastest growing city in Central Arkansas. With a public education system deemed as one of the best in the state, as well as its proximity to the state's capital city of Little Rock, Bryant has more than doubled in population size over the past two decades. A stable and diversified business community, as well as a high demand real-estate market, now makes Bryant a much sought-after community for families and entrepreneurs.

The backbone of Bryant being its competitive spirit, organized youth and adult sports have thrived here. Making quality of life for residents a focus of Bryant's growth plan over the years, the city and school have created joint partnerships to ensure the best use of citizen taxpayer money, with money being invested back into the community. This has allowed both entities to offer a multitude of sports and educational opportunities to local residents.

The creation of Bishop Park, which opened in 2010, created additional opportunities for many local sports organizations to develop and grow, thus creating a robust sports tourism trade for the city. Bryant hosts numerous sporting events for all ages including baseball, softball, swimming, soccer, football, disc golf, pickleball, and tennis.

Community events are also important to those living in Bryant, connecting people new to the city to the many traditions that have been a part of the community for decades. The Bryant Fallfest Celebration, hosted by the local Chamber of Commerce, is entering its 35th year and is well attended by locals and visitors alike. The city has recently recreated the 4th of July celebrations from years ago, and are now planning the fifth annual Pops in the Park event.

However, the largest event for this area is the annual "Salt Bowl" Competition. This competition, normally held in August/September is the most attended high school football game in Arkansas. During this battle for the title of Salt Bowl Champion, Bryant takes on its neighbor to the west, Benton. With a normal attendance of over 30,000 fans, this long-standing rivalry extends out past the football field. The weeks leading up to the game will include competitive food drives between the two cities, including the schools and residents. Local businesses, community sponsors, churches and other organizations also find a way to join in on the friendly community wide rivalry.

Economic development and growth in Bryant have held strong through many market challenges. This is mostly due to the comprehensive business make-up of the city. The Bryant School District along with the city government itself are the city's largest employers. There were 679 business licenses re-issued with another 11 new licenses requested in 2023 (not all store front). Local industry is varied and it is that myriad of retail, healthcare, restaurants, financial services, and other entrepreneurial opportunities that offers stability to the city's economic development. With Bryant's residential growth still climbing, there is still much opportunity for commercial growth in the city.

In 2021 Bryant saw the opening of the Arkansas Heart Hospital's Encore Medical Center. This four-story building is a general acute hospital care facility with a focus on bariatric surgery and peripheral vascular disease. It also features a full-service emergency department, restaurant and medical offices, bringing an additional 200 jobs to the local healthcare industry.

Arkansas' local economies are commonly supported by sales tax. Arkansas has a statewide sales tax of 6.5%. In Bryant, another 3% is collected and used by the city. This sales tax makes up approximately 75% of the general fund income. I hope you enjoyed this brief Local History on the City of Bryant. Please continue reading to see how we plan to use the resources granted to us by the citizens for the calendar year of 2025.

# City of Bryant, AR 2025 Budget Book

## City of Bryant, Arkansas At a Glance

Date of Incorporation                      October 29, 1892  
 Form of Government                        Mayoral/Council  
 Area in Square Miles                        20.5

### Demographics

Population                                    20,663  
 Total Housing Units                        8,950  
 Total Households                         8,203  
 Median Household Income                \$66,688  
 Average Family Size                        3.03

### Building Permits

Permits issued                                797  
 Building Insp. Conducted                2,227

City Employees                                Approximate  
 Full time                                        215  
 Part time                                        78

### Departments of Public Safety

Police Stations                                1  
 # of Police on Patrol                        29  
  
 Fire Stations                                    3  
 Engine Companies                            2  
 Truck Companies                             2  
 Reserve Engines                             2  
 Wildland Brush Units                        2  
 Water Rescue Units                         2  
  
 Animal Shelters                               1  
 # of Animal Control Officers               4

### Parks and Recreation

Acreage                                         300  
 Playgrounds                                    5  
 Baseball/Softball Fields                    20  
 Soccer/Football Fields                      7

### Public Schools

<https://myschoolinfo.arkansas.gov/Districts/Detail/6303000>

Elementary Name	Enrollment 2022-202	Ward
Parkway	604	1
Collegeville	481	2
Springhill	559	2
Hillfarm	594	3
Bryant	612	4
Robert L. Davis	491	OCL*
Hurricane Creek	459	OCL*
Salem	479	OCL*
Middle School		
Bryant	786	4
Bethel	709	2
Junior High School		
Bryant	1,634	3
High School		
Bryant	2,199	4
*OCL - Outside City Limits	9607	Total

### Water System

	Residential	Comm.
Active Accounts	8,482	659
Water Main miles	27.9	
Fire Hydrants	994 Approx.	

### Wastewater System

	Residential	Comm.
Active Accounts	9,467	649
Miles of lines:		
Gravity Sewer	159.7 Miles	
Force Main Sewer	29 Miles	
Lift Stations	41	

*Demographics based on 2020 U.S. Census Data*





# BUDGET HIGHLIGHTS

2025

## OVERVIEW

- There are 3 major funds highlighted during the budget process
  - General Fund
  - Street Fund
  - Water/Wastewater
- State Statute 14-58-201 requires a balanced budget for the proposed budget be present to Council by December 1<sup>st</sup>
- The City of Bryant keeps 120 days in cash, money that is not earmarked and would pay for daily operations if the city stopped receiving revenue




## REVENUE

- General revenues performed X% more than expected in FY2024
- For the 2025 budget, General revenues were budgeted at \$XX,XXX,XXX



- Sales Tax is the main source of revenue for the City of Bryant
- In FY2023, the City of Bryant received \$XX,XXX,XXX in Sales Tax revenue, X% more than anticipated
- In FY2024, Sales tax has been budgeted at \$XX,XXX,XXX.

## EXPENDITURES



- Total expenses for the City of Bryant are estimated to be \$XX,XXX,XXX in FY2024
- For the 2025 budget, General expenditures were budgeted at \$XX,XXX,XXX.

- Payroll, health insurance, and retirement are the largest expenditure, XX% of the budget
- The Capital Improvement Plan (CIP) is budgeted at \$X,XXX,XXX for 2025.
  - Admin - \$0.00
  - Public Safety - \$XX,XXX
  - Public Works - \$X,XXX,XXX

## DEBT

The City has several old debt issuances from 2011-2017 shown in detail on pages 31-33. These issuances are well below the limit established for the cities of Arkansas by the State. In 2023 debt was issued for \$10 million for the remainder of Bryant Parkway. **UPDATE??**



We love to hear from our citizens! Citizen input helps us decide which projects that the City should focus on. Citizens are encouraged to reach out to staff or their City Council members to discuss projects they would like to see in Bryant. For more information on the budget, visit the Finance page on the City of Bryant website.





## Facilities

### City Hall

- **Administration**  
210 SW 3rd Street  
501-943-0999  
Mayor's Office, Finance, Human Resources, IT, and Community Development
- **Bryant District Court**  
208 SW 3rd Street  
501-943-0440
- **Water Billing**  
210 SW 3rd St  
501-943-0441

### Animal Control Shelter

- 25700 Interstate 30  
501-943-0489  
Animal Shelter houses animals impounded by animal control officers, and other animals brought to the department, the administrative offices of the department as well as all the department vehicles and equipment.  
# of Canine Housing Enclosures: 24  
# of Cat/Kitten Enclosures: 28  
# Small Dog/Exotic Housing: 5

### Fire Department

- **Station 1 (Headquarters)**  
312 Roya Lane  
All administrative staff are located at this station
- **Station 2 (HillFarm)**  
1601 South Reynolds Road  
Serves the south end of Bryant.  
Bryant Fire Training Facility located at this station
- **Station 3 (Springhill)**  
2620 Northlake Road  
Serves the north side of Bryant and the Springhill Fire Protection District
- 501-943-0943  
**Emergency: 911**

### Police Department

- 312 Roya Lane  
Non-emergency contact: 501-943-0943  
**Emergency: 911**

### Public Works

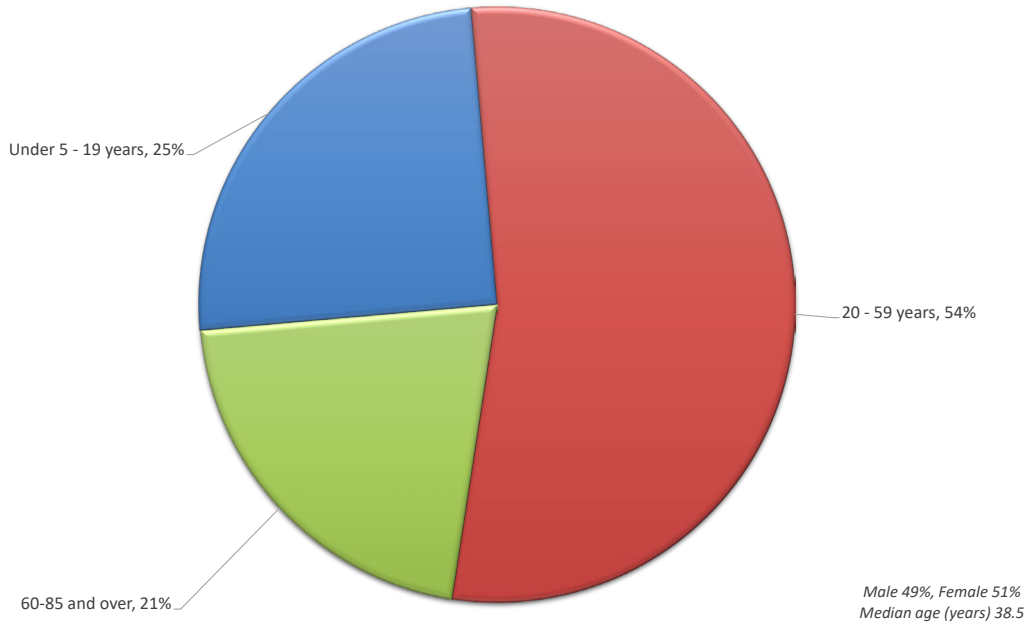
- **Stormwater**  
1019 SW 2nd Street  
501-943-0468
- **Street**  
1019 SW 2nd Street  
501-943-0468
- **Water Distribution**  
1019 SW 2nd Street  
501-943-0469
- **Wastewater Treatment**  
7064 Cynamide Road  
501-943-0469

### Parks & Recreation

- **Bishop Park, The Center at Bishop Park, Aquatic Center, and Splash Pad**  
6401 Boone Road  
501-943-0444  
Bishop Park has nine baseball fields, six softball fields, two football/soccer/multipurpose fields, an indoor/outdoor aquatic facility, outdoor splash pad, two ponds, disc golf course, community center, Boys & Girls Club, Senior Activity Center, paved parking, fencing, dugouts, natural walking trail, and a pavillion.  
The Center at Bishop Park features three multi purpose courts, equipped to host basketball, volleyball, and pickleball. Also features a large indoor cushioned walking trail, aerobics room, fitness room, cardio room, and multiple events rooms equipped with drop down projector screen and audio.  
The Aquatic Center features a 25 yard 8 lane competition/lap pool and a therapy pool. The Competition/Lap pool is certified through USA Swimming and capable of hosting USA, AAU, NCAA, and High School swim meets. It also has a 1 meter diving board available for recreational use on the weekends, summer time, and for pool parties. The Competition/Lap pool has an ADA certified pool lift and maintains a temperature of 84 degrees. The Therapy Pool has an ADA accessible, zero entry ramp. Underwater rails are located in the middle of the pool for exercise and therapy purposes. Seating around the radius of the pool features 12 jets for hydrotherapy and maintains a temperature of 92 degrees.
- **Mills Park and Mills Park Pool**  
1003 Mills Park Road  
Mills Park features an outdoor swimming pool, concession building, restrooms, three pavilions, playground, outdoor basketball court, outdoor tennis courts, practice fields, and a walking/biking trail.
- **Ashley Park**  
400 SW 3rd Street  
Three baseball fields, playground, restrooms, and covered pavilion
- **Alcoa 40 Park and Bark Park**  
1110 Shobe Road  
Two softabll fields, one pee-wee football/multipurpose field, one concession stand, bathrooms, bridge and deck, paved parking, parking lot and field lighting, dugouts, press boxes, bleachers for football/soccer/multipurpose field. The Bark Park is designated for dogs to exercise and play off-leash in a controlled environment with an area for dogs 25 pounds and over and an area for dogs under 25 pounds.
- **Midland Park**  
3865 Midland  
Four Youth soccer fields, concession building, restroom, sport-field lighting, and paved parking
- **Springhill Park**  
2110 Binder Street  
Playground, pavilion, water fountain, and paved parking

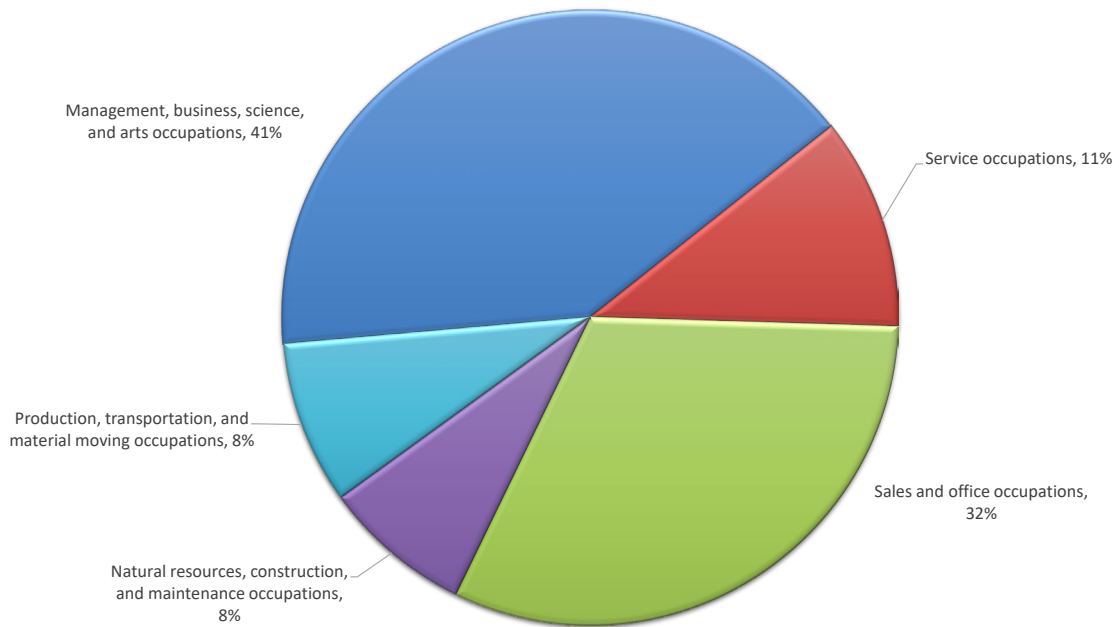
# City of Bryant, AR 2025 Budget Book

## Age of Population



Civilian employed population 16 years and over

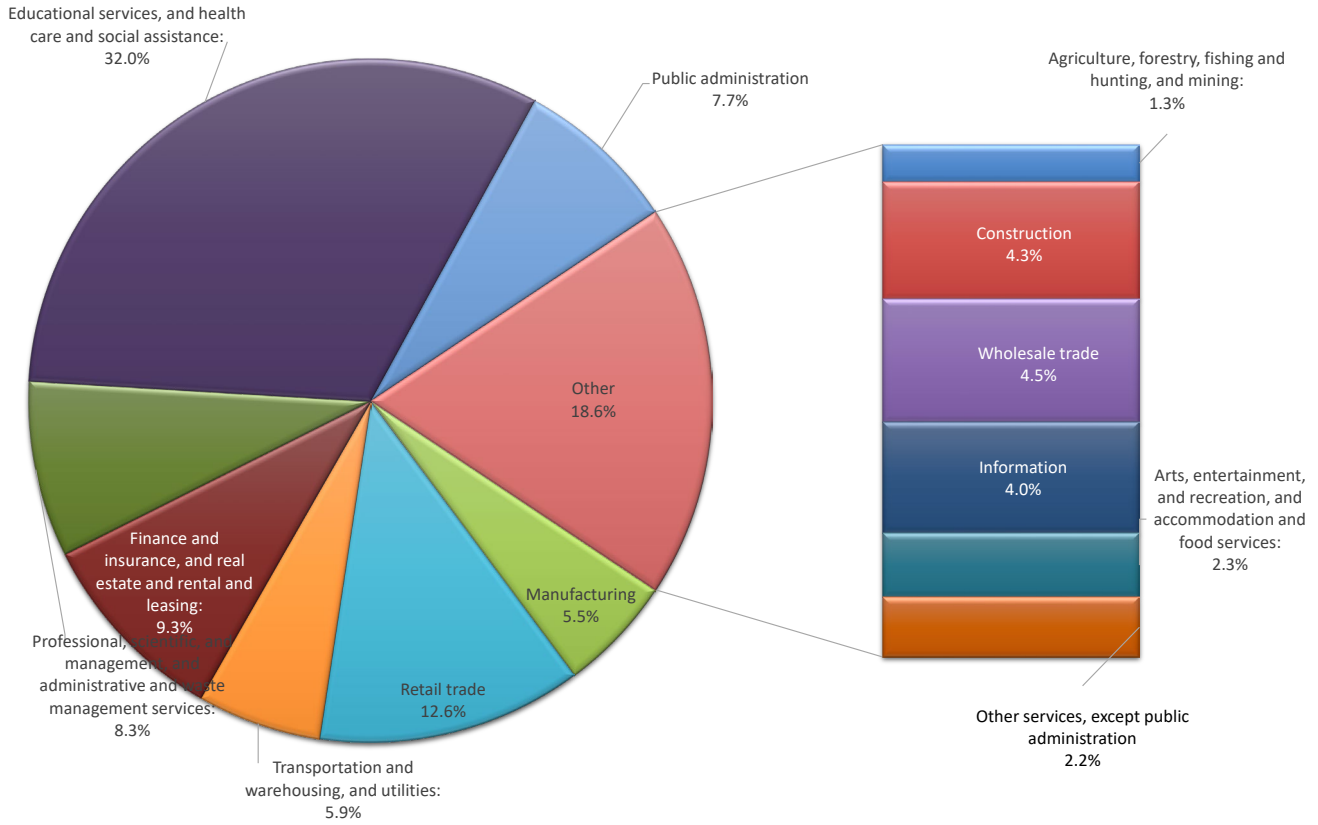
## Occupation



# City of Bryant, AR 2025 Budget Book

Civilian employed population 16 years and over

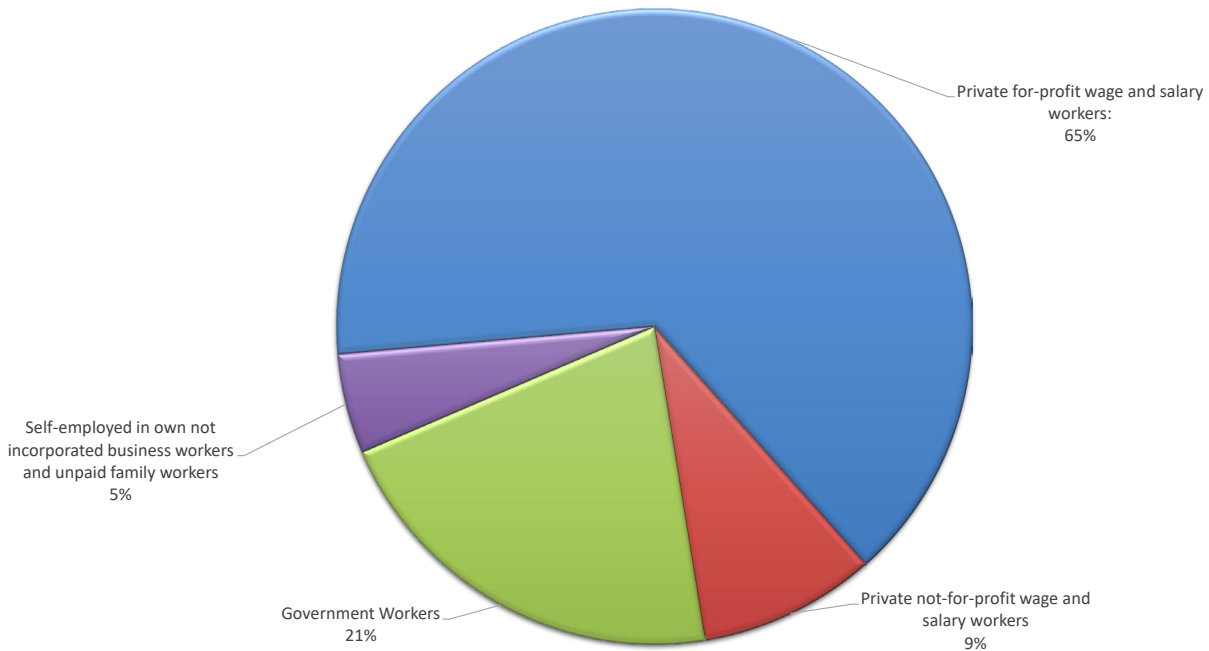
## Industry



Census Data of Bryant, AR 2019: ACS 5-Year Estimates Subject Tables

Civilian employed population 16 years and over

## Class of Worker



Census Data of Bryant, AR 2019: ACS 5-Year Estimates Subject Tables

## Statement from the Mayor

Following my election in March 2024, my mentor Scott Staples and I embarked on a city-wide listening tour. We engaged with council members, community leaders, city staff, and anyone willing to share their time and thoughts. One of the key questions we asked was, "What are your expectations of the new Mayor?" We received over 100 diverse responses. After reviewing and reflecting on them, I distilled them into eight core character qualities that encapsulate the spirit of those expectations.

As I considered these qualities, I realized that they aren't just attributes a mayor should embody; they reflect what our community values. These qualities, if adopted by all of us, will guide Bryant toward a prosperous future and form the foundation for our governance in 2025 and beyond.

### 1. Forward-Thinking and Proactive

Whether you're new to Bryant or, like me, have deep roots here, you know our city's remarkable growth is always part of the conversation. I enjoy reminiscing about Bryant's past, but we must focus on shaping our future. With growth continuing, it's vital that we honor our history while proactively preparing for what's ahead.

In 2024, we completed several master plans for parks, water, wastewater, and stormwater management. In 2025, we'll begin discussing how to implement these plans while also updating our comprehensive growth plan. Additionally, we've started long-range financial planning to ensure fiscal responsibility, managing reserves and debt prudently while maintaining the assets we've invested in. Together, we can transition from reacting to urgent needs to embracing growth with thoughtful preparation.

The Bryant Historical Society recently revamped our old Fire Station on SW 3rd St to become the new Bryant Historical Society Museum. In Bryant, we know how important our roots are and that's why we're excited to continue our annual \$10,000 contract (in this budget book under Administrative costs) with the Historical Society to preserve our history, while looking forward to the future.

### 2. Transparent and Trustworthy

My goal is to serve the residents of Bryant with integrity every day. To achieve this, clear and consistent communication is essential. While decisions may not always be popular, it's crucial that we clearly explain the reasoning behind them so residents understand the "why."

In 2025, we'll continue sharing updates through the Mayor's Memorandum and City Council recap videos. With over 19,000 residents currently receiving these communications, my goal is to expand that reach. Keeping residents informed will help build trust between city government and the community. We'll also continue our "We AR Bryant" social media efforts to highlight the quality of life we all cherish.

As a result of our transparency efforts, we revamped our budget survey this year. Not only is the survey available to fill out online, but we are also partnering with local businesses in Bryant to offer incentives to our residents taking the survey. Local businesses donated items from their stores to create three "Tour of Bryant" gift baskets. All residents who take the survey will be entered to win one of the three baskets. So far, our budget survey has already seen over 200 responses in less than a week.

### 3. Strategic and Collaborative

I'm grateful for the outstanding individuals working across our city—employees, elected officials, and committee members. Unity is central to our mission. While we may not always agree on every issue, we all share a commitment to working together for the betterment of Bryant's residents.

In 2024, we strengthened our relationships with key stakeholders, including the Bryant Chamber of Commerce, the Bryant School District, and regional partners. Our ties with the County and the City of Benton have never been stronger. This collaborative spirit is already yielding positive results, and in 2025, we'll continue to foster these partnerships to ensure Bryant's growth benefits everyone.

As you'll see in our new DRAFT Reserve Policy on page..., my administration is dedicated to strategic budgeting. This Reserve Policy allows us to set aside money each year to dedicate to different projects in the city that require larger amounts of funding, such as a PoolPack, equipment replacement, and more. It is a more long term and comprehensive plan than undertaken before.

### 4. Responsive and Resilient

Every day as mayor presents new challenges and opportunities. My team interacts with thousands of residents daily, and our goal is always to provide the highest level of service. While we may not always have immediate solutions, we are committed to being responsive, courteous, and resilient.

Challenges will come, and mistakes may happen, but we are dedicated to learning and improving. Our approach is to turn adversity into opportunity. I invite all residents to partner with us as we work toward a bright future for Bryant.

# City of Bryant, AR 2025 Budget Book

## City of Bryant Letter of Transmittal

Dear Citizens of Bryant,

The annual construction of a budget for the upcoming year is important to your community on many levels. First it creates a road map and a mission for how your city government will utilize the resources allotted to them through sales tax, franchise fees, utility rates, fines, as well as permits. This roadmap is then set into place to create, and ultimately fulfill, a long-term vision for the city.

Working with Chris Treat as Mayor over the last several months has been excellent. He has lived in Bryant his whole life and worked for the city for the past XX years as Parks Director so he brings a different perspective to being Mayor. He has placed a greater emphasis on not just the short term budget process but long term planning as well. We have conducted several meetings with current council and those running for council in November on the reserve plan shown in this document in draft form on pages XX and XX. The Finance team is excited to look at our old Focus Areas more now as a Strategic Plan. These four areas of emphasis are where we have traditionally focused our budgeting dollars year to year but with Treat's emphasis on the long term we are able to better articulate how these areas can be improved and strengthened year over year as well.

Another large change this year has been the response to our annual Budget Survey. In the past we have attempted to hand these out at Fall Fest and email them out to directors, council and committee members but we have had a very limited response. This year the Mayor's assistant helped finance to develop a QR Code to take this Survey on line on the phone and from 9/xx/ to xx/xx/ when it was closed we have received xxx survey's back. The feedback has been great! See a write up of these results and the process on page xxx.

Mayor Treat also hired a personal consultant for the first six months of his term and that consultant encouraged him to take a listening tour of city employees and citizens. The consultant drafted a report of the findings and directors have been tasked with addressing items discovered through this process.

It is the desire of the council and city employees to continue a proactive stance toward our city's growth and avoid being reactive when possible. To do this takes very deliberate action, which begins with good policy and long-term planning. This planning is then implemented one year at a time. The city currently has long-term plans for some departments like water, wastewater, parks and stormwater but not for all departments. The city is continuing to work towards this goal of a long-term plan for each department and to update old plans. [See plans for Water, Wastewater, Stormwater and Parks as Appendices to this budget year document.](#)

As we work to achieve our vision, many goals are set. One of the most important of these is **public safety**. Keeping our citizens and visitors safe while in our community is imperative to the healthy growth of Bryant.

The administration of public safety for the city is implemented by way of several departments, including Police, Fire, Courts, Public Works and Animal Control. As you read this document, you will find that much of our allotted resources (funding) are consumed by our Public Safety Departments.

From the more obvious safety and community response actions that our police, fire and animal control perform to the behind the scenes work of the public works staff ensuring our local water quality is meeting all standards keeping our community healthy is a main priority. Another high safety priority is stormwater management.

It is no secret that as Bryant has grown, so have its traffic concerns. Traffic congestion is frustrating, bad for businesses, and diminishing to a good quality of life. We devote substantial resources to creating a **well-connected community**, again, part of our long-term planning process. Every year, we work to improve our pedestrian and cycling infrastructure, focusing first on connecting our parks, neighborhoods and schools. Many of these improvements are funded through grants that the city applies for in conjunction with city resources. In 2013, Bryant implemented a complete street policy. This policy ensures that as Bryant grows, new developments that will affect our city sidewalk and road infrastructure share in the cost of that impact. By implementing this policy, the city will have to spend less tax revenue on building infrastructure in these areas and can reallocate that money for other much-needed uses within the city. In the future, we will also have the ability to build a connector to the now under design Southwest Trail Project. This trail will allow us to link Bryant with communities throughout central Arkansas through a safe and protected trail system.

Bryant Parkway is complete! The official opening was on September 6, 2024. The construction of Bryant Parkway, the new north-south traffic corridor partially paid for through 3 bonds issuances approved by the voters, will also have a huge

# City of Bryant, AR 2025 Budget Book

new north-south traffic corridor partially paid for through 2 bonds issuances approved by the voters, will also have a huge positive impact on Bryant. Not only will it relieve the traffic congestion on Reynolds Road allowing alternate routes for school transportation, it also creates additional pedestrian and bicycle access to these schools as well as neighborhoods and parks and opens up locations for future sales tax generating businesses.

During 2024 one of the Finance Coordinators applied for the Purchasing Manager position. The Finance Department is currently exploring ways to utilize the synergy from the conversion to take on some aspects of centralized purchasing for the city without adding any full time head count. This is an example of **smart growth**. Smart Growth is one of our four focus areas as well. Finally, the last significant focus area to be mentioned here is the **health and quality of life** for the citizens and visitors to Bryant. All departments contribute to this goal in one way or another, but the department whose sole focus of this goal is Bryant Parks and Recreation.

As Bryant has grown, it has struggled to balance its growth with the desires of those living in our community. There is no doubt that the parks and recreation department has felt this struggle the most. Often, when budget time rolled around Parks was looked upon as a want versus a need. It has received cutbacks in areas that did not allow the employees of that department to deliver the level of services desired by citizens and visitors. **This budget season for 2025 is no different in this respect. However it is different in that the former Director of Parks became the Mayor in March of 2024 and he has worked closely with the Parks Department to help them secure funding. One of the changes that should help Parks is the Drafting of a Reserve plan that will hopefully reward the Dept Directors for good planning of their future capital needs.**

Personnel costs make up the largest percentage category for the general fund each year. Therefore, it makes sense that each year a lot of discussion during budget time is devoted to personnel items. Each year the Council reviews the JESAP study (not ready at the 2nd DRAFT Oct 22nd) and its recommendations along with the budget. A section of this document explores this study's recommendations in detail along with a five-year comparison of personnel numbers for the city as a whole. Endeavors to close the gap between surrounding areas payroll have been positive and the JESAP review said Bryant was XX% below the market average. In this draft is an individual merit increase of up to a max of 3% and a COLA (cost of living adjustment) of 2%. We are hoping these will help to bridge that difference in **2025**.

With growth comes opportunities, change, and challenges. Council and city **employees look forward to 2025** and the continued service to you and this community. We are committed to ensuring at all times we are finding creative ways to make the most of the resources you have entrusted to us. We hope you find the following pages breaking down the budget process, department accomplishments, goals, performance measures and accompanying resources to your satisfaction, and that we are being the best stewards possible with the revenues we receive to operate the City of Bryant.

Sincerely, Joy Black

City of Bryant, Finance Director

**October 17, 2024**

**So I am thinking Treat's Strategies, our Focus Areas/Goals and then linked to the Performance Measures**

**Priority – increase and diversify revenue streams – how see revenue pages for options, currently developing a multi faceted plan**



# City of Bryant, AR 2025 Budget Book

## Adding Transparency to the Budget Process

For the 2025 budget season, the Finance Department decided to take a new approach to the annual budget survey. The goal to receive better engagement from the citizens regarding the budget. In the 3 prior years, the Finance Department received feedback through the survey from City Council and the various committees but only one response from a citizen that was not on council or a committee. The Finance Department teamed up with the Mayor's office to update the annual budget survey. Instead of handing out a paper copy of the budget at the Bryant Fall Fest, an electronic survey was created. By using an electronic format, the annual budget survey was created to not only engage with the citizens of Bryant, but also visitors and businesses.

To be continued.....outreach, results, etc.

Did you know  
YOUR CITY'S  
BUDGET  
SETS THE  
COMMUNITY'S  
PRIORITIES  
FOR THE YEAR?



[WWW.CITYOFBRYANT.COM](http://WWW.CITYOFBRYANT.COM)



Your city budget is not just an accounting document. It is a management and planning tool for your community.



Because the City is limited by the amount of resources available, the Budget helps your city staff and officials in determining what projects or objectives have the HIGHEST priority and will produce the greatest positive impact on our city.



City budgets are generally composed of an operating budget, showing expenditures, and a capital budget, which shows the financial plans for long-term capital improvements, facilities, and equipment.

In the City of Bryant, there are 3 Major Funds that are highlighted during the budget process.



**General Fund** which is supported by local sales tax and revenues generated by city processes. This fund is responsible for many of the items Bryant residents consider a quality of life benefit.



### Street Fund:

This fund is set by Arkansas state law to account for money to be spent on roads. This money can NOT be used for any projects not pertaining to Streets.



### Water/Wastewater:

This fund is made up of several different revenue streams and is used to account for items related to Wastewater (sewer) activities for the residents of Bryant. These revenues are created by your utility bill charges and must pay not only for the daily upkeep of our water and wastewater system but also in the upgrades and repairs needed for aging infrastructure and needs placed on it by the rapid growth the city of Bryant.





# City of Bryant, AR 2025 Budget Book

Good morning, City of Bryant!

As you may have heard in recent months, Act 605 is a BIG topic for cities in Arkansas.

We've been working with DNT Media to ensure we're communicating this issue to residents promptly. Still, as this is SUCH a big topic, we know some of you may also receive questions from residents regarding their water and sewer bills.

This video was sent out on Friday. Moriah, Tim, and the Mayor, along with Leroy Tinkler from WSAC, did a great job explaining how it will impact residents in Bryant. Take a look at the video here:

[https://www.dntmedia.cloud/videos/city\\_of\\_bryant/departments/water\\_dept/Act605.m](https://www.dntmedia.cloud/videos/city_of_bryant/departments/water_dept/Act605.m)



## Have Your Voice Heard in Bryant's 2025 Budget! 🌟

We're inviting residents, visitors, and local businesses to help shape Bryant's future! The 2025 Budget Survey is now live, and we need your feedback on how you'd like city funds to be allocated.

From public safety and infrastructure to parks, recreation, and community services, this is your chance to influence the priorities that matter most to you.

🗨️ Your input ensures our budget reflects the needs and preferences of our community while balancing the city's resources with desired services and improvements. Public participation is key to promoting transparency and civic engagement in this process!

📄 Take the survey today:

- Resident & Visitor Survey:

<https://www.cognitofrms.com/.../CityOfBryant2025BudgetSu...>

- Business Survey:

<https://www.cognitofrms.com/.../CityOfBryant2025Business...>



# City of Bryant, AR 2025 Budget Book

## Process, Timeline and Basis for Budgeting

The City of Bryant typically begins constructing the budget for the following year in August/September of the previous year. The Finance Director and Mayor meet with the Department Heads and make a listing of any anticipated notable large changes from one year to the next. The Finance Director opens up a draft in the city software and asks Department Heads to go in and input their budgets. Then the Finance Director pulls all of that detail out and puts it into a draft booklet for the Mayor and Department Heads to review. The Mayor and Department Heads make any adjustments and a draft is then presented to Council for adoption, typically at the last Council meeting of the year.

While the audited financial Statements of the City are prepared using an accrual method the budget is prepared using the cash method. The main difference between these two methods for the city of Bryant is the depiction of capital assets. For budgetary purposes capital assets are shown as expenses that are approved by Council. These are shown as the 58XX series of accounts. However, in the audited financial Statements these, including where applicable debt principal and interest payments, are converted via adjustments to the balance sheet.

Prior to the 2018 Adopted Budget, the budget was adopted by line item which was very cumbersome. In 2018 Council adopted the budget by expense category in the major funds, keeping the limited number of Revenue lines still by line item. This was much easier and efficient to administer the work of the City. Now the Revenues are by category as well. **With this in mind this 2025 budget will be prepared and presented to Council for approval in that same fashion. This means that the budget can be amended along the same categories/lines that it was adopted for expenses/revenues. Adjustments between categories or between depts or funds requires bringing the adjustment back to be approved by City Council.** Within the category with in the same department small adjustments can be made with the approval of the Finance Director and the Department Head.


### Budget Timeline

Budget started in Tyler (General Ledger Software) by Dept Heads, Revision I (HR began the process with Payroll)	Weeks	8/19/24-8/26/24
Dept Head meetings to discuss 2025 Budget	Tuesdays	9/3/2024 9/10/2024
Attended Fallfest with Budget Pamphlets and Materials for Citizen input and Education	Saturday	10/12/2024
Budget Workshop with Council and Committees	General Fund 6pm Public Works 6pm	Tuesday 9/17/2024 Tuesday 10/22/2024
Fullfilling 14-58-201 Mayor to give Budget to Council by Dec 1st	Tuesday	11/19/2024
Budget Adopted by Resolution at Council Meeting	Tuesday	12/17/2024

# City of Bryant, AR 2025 Budget Book

## Budget/City Strategic Focus Areas

Since 2014 the Four Areas shown below have been the identified and pursued Strategic Focus Areas of the City of Bryant. In this document we have tried to align the Letter of Transmittal along these focus areas as well as all departmental goals, accomplishments and performance measures. Certain departments meet more than one of these goals and are listed as such. This format provides a clear framework around which Department Heads and Departments as a whole can organize their time and resources.

	Governmental	Enterprise W/WW	Gov Debt/ARPA Funding	W/WW Debt	Totals
 <b>Public Safety</b> Fire, Police, Animal Control, Court	\$14,373,834	\$6,218,959			\$20,592,793
Health and Quality of Life for the Citizens and Visitors to Bryant Parks	\$3,366,406	\$6,218,959			\$9,585,365
Connectivity Street, MS4 (Stormwater)	\$4,199,871				\$4,199,871
Smart Growth Admin, IT Planning & Development	\$2,081,054				\$2,081,054
				\$0	\$0
<b>Totals</b>	<b>\$24,021,165</b>	<b>\$12,437,918</b>	<b>\$ -</b>	<b>\$0</b>	<b>\$36,459,083</b>

The chart above does not include the non major funds.

NOTE starting with the 2023 budget transfers were no longer planned for Water and Wastewater as new software allowed for separating out those two depts into two separate funds for budgeting purposes.

	General Fund	Street Fund	Water/WW/Storm Funds	Non Major Funds	Total Budgeted Funds
Revenues	19,821,345	4,210,360	12,706,260	25,784,881	62,522,846
Expenditures	19,821,293	4,199,871	12,437,918	25,149,979	61,609,061
Budgeted Change in Fund Balance/Net Position	52	10,489	268,342	634,902	913,785

See page 76

	Fund 001 Only	Fund 080 Only	Funds 500/510/515 Only	Funds 002-068, 110-187, and 525-700	Totals
Cash Balance at 12/31/24					0
Change Proposed					913,785
Cash Balances est at 12/31/25	0	0	0	0	913,785

\* Not All projects are planned to complete in 2024.

# City of Bryant, AR 2025 Budget Book

## RESOLUTION NO. 2024 -XX

### A RESOLUTION PROVIDING FOR THE ADOPTION OF A BUDGET FOR THE CITY OF BRYANT, ARKANSAS FOR THE TWELVE MONTH PERIOD BEGINNING JANUARY 1, 2025 AND ENDING DECEMBER 31, 2025

WHEREAS, the City Council has reviewed the proposed budget submitted by the Mayor and;

WHEREAS, it is the finding and conclusion of the City Council that the schedules and exhibits of anticipated revenues and expenditures for the calendar year appear appropriate for budgetary purposes.

#### NOW, THEREFORE, BE IT RESOLVED BY THE CITY COUNCIL OF BRYANT, ARKANSAS THAT:

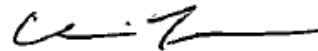
**Section 1.** This resolution shall be known as the budget resolution for the City of Bryant, Arkansas, for the twelve (12) month period beginning January 1, 2025 and ending December 31, 2025. The attached budget, incorporated herein, reflects estimated revenues and expenditures as set forth on the

**Section 2.** The respective funds for each item of expenditure proposed in the budget for 2025 are hereby approved and adopted for the operation of the City of Bryant, Arkansas, by the City Council on this date and constitute an appropriation of funds which are lawfully applicable to the items contained with the budget.

**Section 3.** The Mayor or her duly authorized representative may approve for payment, out of funds appropriated by this budget or otherwise approved by the City Council for that purpose or may disapprove any bills, debts, or liabilities asserted as claims against the City up to a maximum amount allowed by Arkansas law and the payment or disapproval of any bills, debts, or liabilities exceeding that amount shall require the confirmation of this governing body.

**PASSED AND APPROVED this XX day of December, 2024.**

APPROVED:



Chris Treat  
Mayor

ATTEST:



Mark Smith, City Clerk



GOVERNMENT FINANCE OFFICERS ASSOCIATION

*Distinguished  
Budget Presentation  
Award*

PRESENTED TO

**City of Bryant  
Arkansas**

For the Fiscal Year Beginning

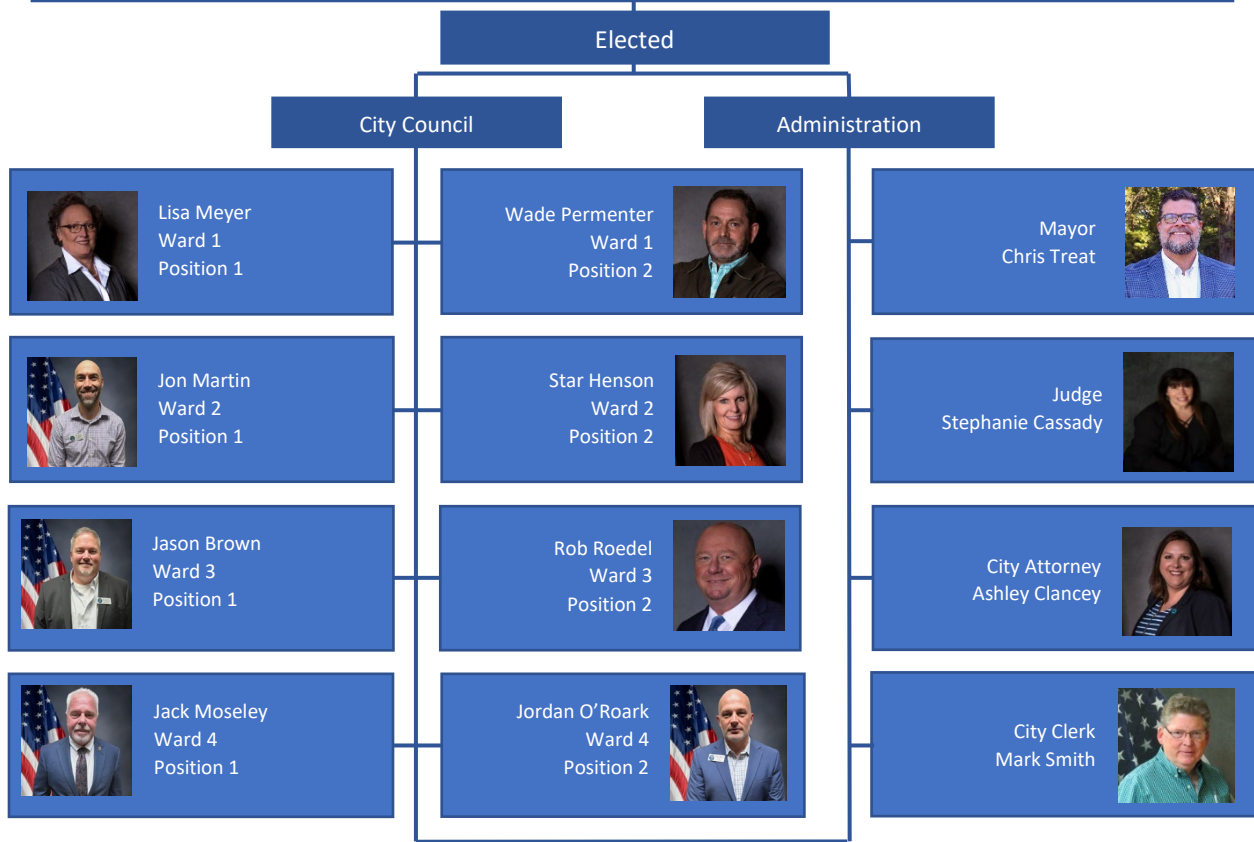
**January 01, 2024**

*Christopher P. Morill*  
Executive Director

Government Finance Officers Association of the United States and Canada (GFOA) presented a Distinguished Budget Presentation Award to the City of Bryant, Arkansas, for its Annual Budget for the fiscal year beginning January 1, 2024. In order to receive this award, a governmental unit must publish a budget document that meets program criteria as a policy document, as a financial plan, as an operations guide, and as a communicative device. This award is valid for a period of one year only. We believe our current budget continues to conform to program requirements, and we are submitting it to GFOA to determine its eligibility for another award.



# Citizens of Bryant



Recommended by the Mayor & Approved by City Council

Ward 1		Ward 2		Ward 3		Ward 4	
Bryant Planning Commission		Bryant Planning Commission		Bryant Planning Commission		Bryant Planning Commission	
Lance Penfield	Jim Erwin	Walter Burgess	Leonard Speed	Andrea Hooten	Joe Statton	Amy Edwards	Rick Johnson
Bryant Parks Committee		Bryant Parks Committee		Bryant Parks Committee		Bryant Parks Committee	
Amanda Jolly	Renee Curtis	Richard McKeown	Lynn Farmer	Jason Whittington	Cody Crist	Jennifer Benning	Drew Martin
Bryant Water/Wastewater Committee		Bryant Water/Wastewater Committee		Bryant Water/Wastewater Committee		Bryant Water/Wastewater Committee	
LeRoy Tinkler	Madison McEntire	Nancy Pruitt	Kathy Barber	Linda Levart	David Hannah	Wade Boone	Alan Wise



# Appointed by the Mayor

## Administration



Human Resources  
Director  
Charlotte Rue



Finance Director  
Joy Black



IT Director  
Gordon Miller



Director of Community  
Development  
Ted Taylor

Engineering Director  
Vacant

## Public Safety



Police Chief  
Carl Minden



Fire Chief  
Brandon Futch



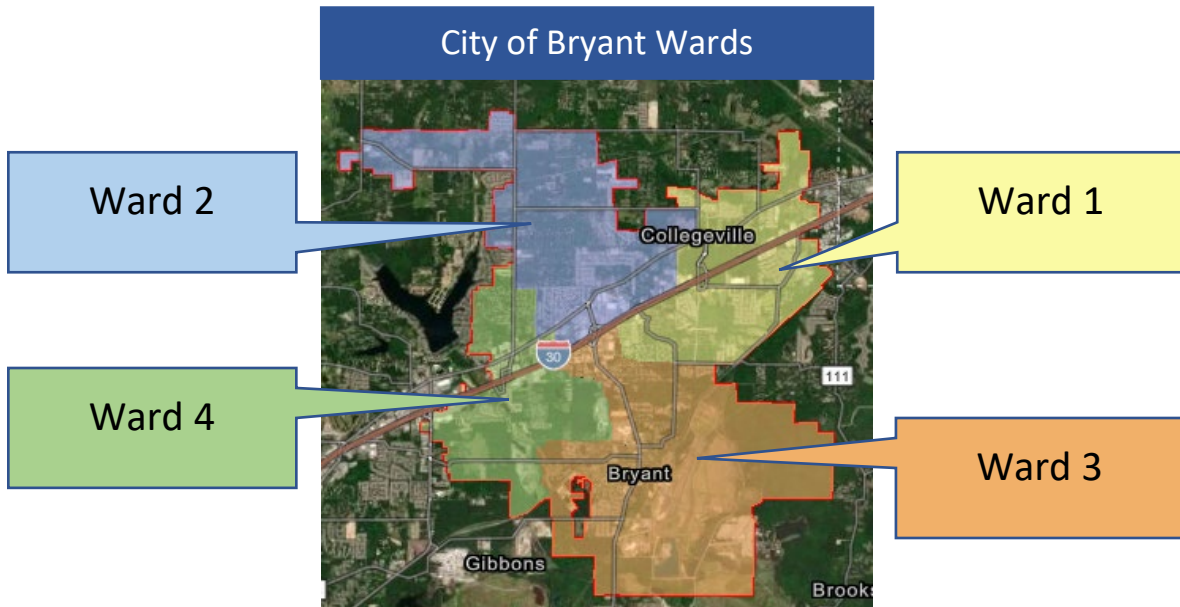
Director of Animal  
Control  
Tricia Power



Parks Director  
Keith Cox



Director of Public  
Works  
Tim Fournier



Find out what ward you are in by visiting the City of Bryant [website](#)

Ward 1	
<b>Council Members</b>	
Lisa Meyer	<a href="mailto:lisa.meyer4bryant@gmail.com">lisa.meyer4bryant@gmail.com</a>
Wade Permenter	<a href="mailto:wade_permenter@yahoo.com">wade_permenter@yahoo.com</a>
<b>Bryant Planning Commission</b>	
Lance Penfield	<a href="mailto:lancepenfield@bpmrealtors.com">lancepenfield@bpmrealtors.com</a>
Jim Erwin	<a href="mailto:jimerwin@swbell.net">jimerwin@swbell.net</a>
<b>Bryant Parks Committee</b>	
Amanda Jolly	<a href="mailto:acjstylist@rocketmail.com">acjstylist@rocketmail.com</a>
Renee Curtis	<a href="mailto:rcurtis@bryantschools.org">rcurtis@bryantschools.org</a>
<b>Bryant Water/Wastewater Committee</b>	
LeRoy Tinkler	<a href="mailto:leroytinkler@yahoo.com">leroytinkler@yahoo.com</a>
Madison McEntire	<a href="mailto:wmmcentire@garverusa.com">wmmcentire@garverusa.com</a>

Ward 2	
<b>Council Members</b>	
Jon Martin	<a href="mailto:jonmartin4bryant@gmail.com">jonmartin4bryant@gmail.com</a>
Star Henson	<a href="mailto:star2365@hotmail.com">star2365@hotmail.com</a>
<b>Bryant Planning Commission</b>	
Walter Burgess	<a href="mailto:waburgess@powertechnology.com">waburgess@powertechnology.com</a>
Leonard Speed	<a href="mailto:leonardaspeed@gmail.com">leonardaspeed@gmail.com</a>
<b>Bryant Parks Committee</b>	
Richard McKeown	<a href="mailto:richard@richardmckeown.com">richard@richardmckeown.com</a>
Lynn Farmer	<a href="mailto:farmer.lynn.1911@gmail.com">farmer.lynn.1911@gmail.com</a>
<b>Bryant Water/Wastewater Committee</b>	
Nancy Pruitt	<a href="mailto:nancylovesbryant@gmail.com">nancylovesbryant@gmail.com</a>
Kathy Barber	<a href="mailto:mammybarber1@gmail.com">mammybarber1@gmail.com</a>

Ward 3	
<b>Council Members</b>	
Jason Brown	<a href="mailto:jasonlovesbryant@gmail.com">jasonlovesbryant@gmail.com</a>
Rob Roedel	<a href="mailto:roblovesbryant@gmail.com">roblovesbryant@gmail.com</a>
<b>Bryant Planning Commission</b>	
Andrea Hooten	<a href="mailto:ahooten@aristotle.net">ahooten@aristotle.net</a>
Joe Statton	<a href="mailto:stattonj@gmail.com">stattonj@gmail.com</a>
<b>Bryant Parks Committee</b>	
Jason Whittington	<a href="mailto:jason6800302@icloud.com">jason6800302@icloud.com</a>
Cody Crist	<a href="mailto:cody675418@gmail.com">cody675418@gmail.com</a>
<b>Bryant Water/Wastewater Committee</b>	
Linda Levar	<a href="mailto:jrandlinda@gmail.com">jrandlinda@gmail.com</a>
David Hannah	<a href="mailto:caydensdad@att.net">caydensdad@att.net</a>

Ward 4	
<b>Council Members</b>	
Jack Moseley	<a href="mailto:jack4cityofbryant@icloud.com">jack4cityofbryant@icloud.com</a>
Jordan O'Roark	<a href="mailto:jordanlovesbryant@gmail.com">jordanlovesbryant@gmail.com</a>
<b>Bryant Planning Commission</b>	
Amy Edwards	<a href="mailto:amy.edwards0000@gmail.com">amy.edwards0000@gmail.com</a>
Rick Johnson	<a href="mailto:rjcable@comcast.net">rjcable@comcast.net</a>
<b>Bryant Parks Committee</b>	
Jennifer Benning	<a href="mailto:jenniferbenning78@yahoo.com">jenniferbenning78@yahoo.com</a>
Drew Martin	<a href="mailto:dsmusa777@gmail.com">dsmusa777@gmail.com</a>
<b>Bryant Water/Wastewater Committee</b>	
Wade Boone	<a href="mailto:hwbcib@sbcglobal.net">hwbcib@sbcglobal.net</a>
Alan Wise	



# City of Bryant, AR 2025 Budget Book

The City of Bryant have put in place several policies to promote compliance and integrity in accordance to Arkansas Code annotated.

As a municipality, the City of Bryant has an established system of internal control that provides reasonable assurance that objectives have been achieved in 1) the effectiveness and efficiency of operations, 2) the reliability of financial reporting and 3) compliance with applicable laws and regulations. The City of Bryant also has established an effective anti-fraud program that: 1) creates a culture of honesty, 2) evaluates the risks of fraud and implements the processes, procedures and controls needed to mitigate those risks and 3) develops an appropriate oversight process. It is the policy of the City of Bryant, to the extent that is reasonable, to conduct its contracting affairs in an open, competitive manner.

## **ACCOUNTING, AUDITING AND FINANCIAL REPORTING CITY POLICIES**

The City's accounting and financial reporting systems will be maintained in conformance with Generally Accepted Accounting Principles (GAAP) and the standards set by the Governmental Accounting Standards Board (GASB) and the Government Finance Officers Association (GFOA).

An independent public accounting firm will perform an annual audit. The auditor's opinion will be included with the City's published Annual Financial Reports.

The City's Budget should satisfy criteria as a financial and programmatic policy document, as a comprehensive financial plan, as an operations guide for all organizational units and as a communications device for all significant budgetary issues, trends and resources.

Monthly Reports shall be prepared and presented to the Bryant City Council on a timely basis.

Balancing the budget - the state of Arkansas requires that a balanced budget be presented to Council by December 1st before the year of the budget proposed in State Statute 14-58-201.

Ordinance 2007-35 , ACA 14-58-303 and ACA 14-58-306, outlines that the Mayor may sell city assets not exceeding \$6000 in fair market value without competitive bidding. The sale of city assets over \$6000 in fair market value must be brought to council for disposal approval and recommendations.

Ordinance 2014-01 ACA 14-43-501 provides for organization of the City Council meetings and approval of the financial report from the previous month as a new business item at each monthly council meeting.

Ordinance 2021-26 ACA 19-1-505 outlines investments for municipal governments and creates an Investment Advisory Board to oversee and make recommendations regarding investments of monies regulated by the policy.

Ordinance 2022-18 ACA 14-59-105 establishes best practices for internal controls to make electronic fund disbursements of municipal funds.

# City of Bryant, AR 2025 Budget Book

## **DEBT MANAGEMENT CITY POLICIES**

The City will seek to maintain and, if possible, improve its current bond rating in order to minimize borrowing costs and preserve access to credit. The City will encourage and maintain good relations with financial bond rating agencies and will follow a policy of full and open disclosure.

Every future bond issue proposal will be accompanied by an analysis showing how the new issue combined with current debt impacts the City's debt capacity and conformance with City debt policies.

Financing shall not exceed the useful life of the asset being acquired.

The City will not use long-term debt to finance current operations.

The general policy of the City is to fund capital projects (infrastructure) with new, dedicated streams of revenue or voter approved debt. Nonvoter approved debt may be utilized when a dedicated revenue source other than general revenue can be identified to pay debt service expenses.

Interest earnings on bond proceeds will be limited to: 1) funding the improvements specified in the authorizing bond ordinance; or 2) payment of debt service on the bonds.

Utility rates will be set to ensure debt service coverage exceeds the bond indenture requirement of 110%.

The City shall comply with the Internal Revenue Code Section 148 - Arbitrage Regulation for all tax-exempt debt issued.

Proceeds from debt will be used in accordance with the purpose of the debt issue. Funds remaining after the project is completed will be used in accordance with the provisions stated in the bond ordinance that authorized the issuance of the debt.

## **CAPITAL MANAGEMENT CITY POLICIES**

A Capital Improvement Plan will be updated annually, including anticipated funding sources. Capital improvement projects are defined as infrastructure or equipment purchases or construction that results in a capitalized asset costing more than \$5,000 and having a useful life (depreciable life) of two (2) years or more, per Resolution 2021-03.

Proposed capital projects will be reviewed by a cross-departmental team for accurate costing (design, capital, and operating), congruence with City objectives and prioritized by a set of deterministic criteria. Financing sources will be sought for the highest-ranking projects.

Capital improvement operating budget impacts will be coordinated with the development of the annual operating budget. Future operating, maintenance, and replacements costs will be considered.

# City of Bryant, AR 2025 Budget Book

In 2024 Mayor Chris Treat began work on a Reserve Plan. Here is a draft below at 10/7/24, keep in mind this will be for the five major funds of General, Water, Wastewater, Street, and Stormwater

## RESERVE AND CONTINGENCY FUND PLAN

Adequate reserve levels are a necessary component of the City's overall financial management strategy and a key factor in external agencies' measurement of the City's financial strength. Maintenance of fund reserves for each major fund (determined by Administration to be General, Street, Stormwater, Water and Wastewater funds) assures adequate resources for cash flow and to mitigate short-term effects of revenue shortages. Reserve funds are necessary to enable the City to deal with unforeseen emergencies or changes in condition.

### General Policy

The City shall maintain reserves required by law, ordinance and/or bond covenants. All expenditures drawn from reserve accounts shall require prior Council approval unless previously authorized by the City Council for expenditure within the City's annual budget. Any expenditures will comply with our purchasing policy. If reserves and/or fund balances fall below required levels as set by this policy, the City shall include within its annual budget a plan to restore reserves and/or fund balance to the required levels. All reserves will be presented in the City's annual budget.

### B. Contingency Fund

The City will maintain a Contingency Fund and shall maintain a reserve equal to \$1,000,000 to provide a financial reserve to cover revenue shortfalls resulting from unexpected economic changes or recessionary periods or to provide funds in the event of major unplanned expenditures the City could face as a result of natural disasters. City Wide total this would be \$5,000,000. \$1,000,000 for each major fund.

### C. Operating Reserves

The City will maintain an operating reserve to provide for adequate cash flow, budget contingencies, and insurance reserves. The operating reserve will be determined as follows: 1. Cash Flow Reserve: The City will maintain a cash flow reserve in an amount a minimum of 90 days of budgeted payroll expenditures by major fund. The City will review this annually during budget preparations. If it is determined that the 90 days of payroll expenditure reserves is not adequate, the Mayor shall propose an increase though at any time..

### D. Capital Depreciation Schedule Reserves

The City will maintain a sufficiently funded capital reserve based on the capital depreciation schedule by major fund. The required level of reserve will equal each year's depreciation schedule.

### E. Grant Reserves

The City will maintain at least \$250,000 in reserves for grants applications to cover the city's portion of matching grants for a total of \$1.25 million city wide. This bucket may not be spread equally among the five major funds.

### F. Debt Reserves

The City will maintain at a minimum one annual payment of principal related to each debt issuance both short term (less than 5 years) and long term.

### Excess Reserves

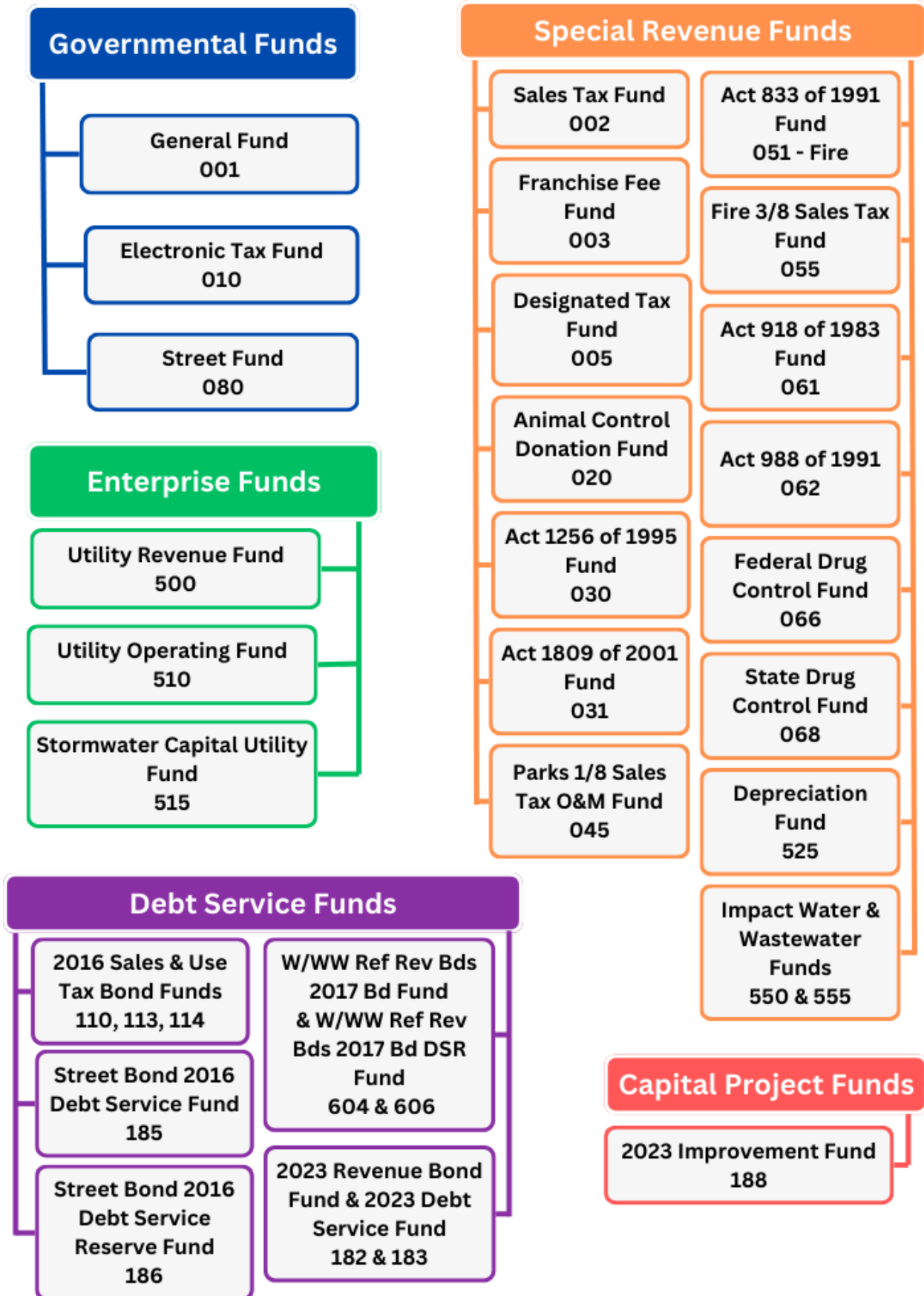
The City will use excess above the targeted reserve levels for:  
new expenditures, with emphasis on one-time uses that achieve future operation cost reductions  
capital asset investments with a long term benefit of prepaying existing debt  
employee bonuses, retirement benefits  
interest earning investments allowed by state law

# City of Bryant, AR 2025 Budget Book

In 2024 Mayor Chris Treat began work on several new plans.

# City of Bryant, AR 2025 Budget Book

## FUND STRUCTURE ORGANIZATION CHART



# City of Bryant, AR 2025 Budget Book

## Governmental Funds

General Fund (001) is the city's primary operating fund. It accounts for all financial resources of the general government except those required to be accounted for in another fund.

Electronic Tax Fund (010) is used to house payroll associated liabilities and sales taxes as they come in from the state. Any fund leftover in this fund over a period belong to another entity such as the state, county, employees, etc. This fund merely serves as a clearing fund.

Street Fund (080) is a special revenue fund to account for all activities associated with maintaining and constructing streets. Arkansas statutes that provide funding for street and drainage projects require that these activities be accounted for separately. The Street fund is financed by state turnback funds, and a portion of a state-wide 1/2 cent sales tax approved by the voters in July 2013.

## Enterprise Funds

Utility Revenue Fund (500) is used to account for activities associated with collecting the revenues of water, wastewater, and stormwater via the monthly bill collections and the treatment and distribution of drinkable water to customers in department 0900.

Utility Operating Fund (510) is used to account for activities associated with collecting, treating, and disposing sewage from customers in department 0950.

Stormwater Utility Fund (515) is used to account for activities associated with completing major capital stormwater projects.

## Debt Service Funds

2016 Sales & Use Tax Bond Funds (110, 113, 114) These bonds were obtained to fund two Fire Stations, several Parks Projects and the Street connection from I30 to the Airport.

Street Bond 2016 Debt Service Fund (185) These bond funds were refunded in 2016 and the proceeds used to fund the on off ramp connecting I30 to the Street discussed above connecting I30 to the Airport and providing traffic relief along Reynolds Road.

Street Bond 2016 Debt Service Reserve Fund (186) is the Debt Bond Requirement for the 2016 Franchise Fee Funded Bonds.

W/WW Ref Rev Bds 2017 Bond Fund and W/WW Ref Rev Bond Debt Service Revenue Fund (604 & 606) hold money associated with the 2017 Water/Wastewater Revenue Bonds - These bonds have been refunded and used several times to fund various Water and Wastewater infrastructure needs.

The 2023 Revenue Bond Fund (182) is used to pay the bond to the Trustee Regions & the 2023 Debt Service Fund (183) is the Debt Bond requirement to support the 2023 Bond issuance.

## Capital Project Funds

2023 Improvement Fund (188) were designated to be spent within three years of the 2023 Sales & Use Bond for the second half to the Parkway.

# City of Bryant, AR 2025 Budget Book

## Special Revenue Funds

**Sales Tax Fund (002)** is where the initial deposits of sales tax collections from the state before being distributed to other funds. For audit purposes it is shown with the General Fund (001).

**Franchise Fees (003)** is where the initial deposit of franchise fees collected from utility companies before being distributed to other funds. For audit purposes, it is shown with the General Fund (001).

**Designated Tax Fund (005)** Bryant Ordinance no. 1996-08 (March 25, 1996) provided for the levy of a one cent sales and use tax for the purpose of street improvements (30%), fire department (25%), police department (25%), city parks (10%), and animal control (10%)

**Animal Control Donation (020)** Bryant City Code 6.12.01 (2013) via Ordinance 2011-24 established fund to receive donations for the animal control department to be used for any purpose reasonably related to the care, custody, and control of animals secured by the department including training, education, and assistance.

**Act 1256 of 1995 (030)** Administration of Justice Fund - ACA 16-10-308 established that cities would receive a share of the uniform court costs and filing fees levied by the state law. These may be used to defray a part of the expenses of the administration of justice in the City. These funds are kept and spent from this fund.

**Act 1809 of 2001 (031)** District Court Automation Fund ACA 16-13-704 established that 1/2 of \$5 per month on each person in the court could only be used for court-related technology. These funds are kept and spent from this fund.

**Park 1/8 Sales Tax O & M (045)** Bryant City Code 12.32.01 (2013) levied a .125% sales and use tax to be used to acquire, construct, improve, expand, equip, furnish, operate and maintain new or existing park and recreational facilities, including parking, landscaping, signage, lighting, concession, road and utility improvements, and to pay and secure the repayment of park and recreational bonds.

**Act 833 of 1991 (051)** Fire Equipment and Training fund is used to account for specific revenues per ACA 14-284-403, 404 which requires insurance premium tax funds to be distributed by the County to municipal fire departments for training, purchase and improvement of fire fighting equipment, initial capital construction or improvements of fire departments, insurance for buildings and utilities costs.

**Fire 3/8 Sales Tax (055)** Bryant City Code 2.36.07 (2013) levied a .375% sales and use tax to be used to operate and maintain; acquire apparatus and equipment, acquire, construct, improve, and expand facilities; to pay and secure repayment of fire department bonds

**Act 918 of 1983 (061)** ACA 12-41-701 established the ability of cities to receive a portion of fines and penalties from the Courts to be used for law enforcement purposes. These funds are kept and spent from this fund.

**Act 988 of 1991 (062)** ACA 27-22-103 established the ability of cities to receive the fine for citizens who fail to insure their motor vehicles and use those fines for the purchase and maintenance of rescue, emergency medical, and law enforcement vehicles, communication equipment, animals owned or used by law enforcement agencies, life saving medical apparatus, and law enforcement apparatus. These funds are kept and spent from this fund.

**Federal Drug Control (066)** and **State Drug Control (068)** established that asset forfeitures resulting from drug offense cases should go to the arresting agency. These revenues shall only be used for law enforcement purposes.

**Depreciation WW (525)** holds money set aside each month by the Customer Service Management Group per the Bond Debt Covenants.

**Impact Water and Wastewater Funds (550 & 555)** holds money collected by Code Enforcement as well approximately \$600 collected for Water and \$500 for Wastewater.



# City of Bryant, AR 2025 Budget Book

	Administration	Planning & Development	Animal Control	Courts	Parks & Recreation	Fire	Police	Street	Stormwater	Water	Wastewater
General Fund 001	X	X	X	X	X	X	X				
Sales Tax Fund 002	X	X	X	X	X	X	X				
Franchise Fee Fund 003	X	X	X	X	X	X	X				
Electronic Tax Fund 010	X	X	X	X	X	X	X	X	X	X	X
Animal Control Donation Fund 020			X								
Act 1256 of 1995 Fund 030				X							
Act 1809 of 2001 Fund 031				X							
Parks 1/8 Sales Tax O&M Fund 045					X						
Act 833 of 1991 Fund 051						X					
Fire 3/8 Sales Tax Fund 055						X					
Act 918 of 1983 Fund 061							X				
Act 988 of 1991 Fund 062							X				
Federal Drug Control Fund 066							X				
State Drug Control Fund 068							X				
Street Fund 080								X			
2016 Sales Tax Bond Funds 110, 113, 114				X	X		X				
2023 Bond Funds 182 & 183							X				
Street Bond 2016 Debt Funds 185 & 186							X				
2023 Improvement Fund 188							X				
Utility Revenue Fund 500									X		
Utility Operating Fund 510										X	
Stormwater Capital Utility Fund 515								X			
Depreciation Fund 525									X	X	
Water & Wastewater Impact Funds 550 & 555									X	X	
2017 Bond Funds 604 & 606									X	X	



# City of Bryant, AR 2025 Budget Book

## Summary of 2021 -2025 and Category Totals for Major Funds

Requested Revision I	Engineering	Admin	Planning	Animal	Court	Park	Fire	Police	Code	General TOTAL	Street	Water/WW
Proposed 2021 Revenues	0	5,925,004	7,000	554,004	743,420	2,209,495	3,243,454	1,914,984	532,870	15,130,231	3,862,833	17,992,735
Proposed 2021 Expenses	37,360	757,659	260,618	552,845	508,236	2,631,470	4,475,767	5,478,426	434,022	15,136,403	5,579,040	21,118,920
Proposed 2021 Net	(37,360)	5,167,345	(253,618)	1,159	235,184	(421,975)	(1,232,313)	(3,563,442)	98,848	(6,172)	(1,716,207)	(3,126,185)

Requested Revision I	Engineering	Admin	Planning	Animal	Court	Park	Fire	Police	Community	General TOTAL	Street	Water/WW
Proposed 2022 Revenues	0	6,987,736	0	629,334	743,420	2,390,621	3,767,410	2,087,064	566,120	17,171,705	4,332,276	18,609,235
Proposed 2022 Expenses	47,910	1,143,474	0	791,845	509,826	2,820,934	4,772,165	6,267,374	752,709	17,106,238	5,583,919	25,121,271
Proposed 2022 Net	(47,910)	5,844,262	0	(162,511)	233,594	(430,313)	(1,004,755)	(4,180,310)	(186,589)	65,467	(1,251,643)	(6,512,036)

Requested Revision I	Admin	Community	Animal	Court	Park	Fire	Police	Community	General TOTAL	Street	Water/WW/Storm(515)
Proposed 2023 Revenues	0	7,359,408	617,250	666,501	743,420	2,441,247	4,017,705	2,179,982	18,025,513	4,143,777	11,007,359
Proposed 2023 Expenses	0	1,113,333	758,379	799,618	692,857	2,993,511	4,910,676	6,597,139	17,865,513	4,534,758	11,647,885
Proposed 2023 Net	0	6,246,075	(141,129)	(133,117)	50,563	(552,264)	(892,971)	(4,417,157)	0	160,000	(390,981)

As Originally Adopted	Admin	Planning &	Animal	Court	Park	Fire	Police	Community	General TOTAL	Street	Water/WW/Storm 515
Proposed 2024 Revenues	0	7,707,220	679,300	694,700	743,420	2,419,825	4,220,450	2,289,480	19,754,395	3,803,875	10,937,228
Proposed 2024 Expenses	0	1,061,262	725,608	843,555	669,695	3,008,409	5,768,521	7,676,783	19,753,833	6,440,945	10,399,192
Proposed 2024 Net	0	7,645,958	(46,308)	(148,855)	73,725	(588,584)	(1,548,071)	(5,387,303)	0	562	(2,637,070)

*\*Planning and Code were combined in 2022, then in 2024 they became Planning and Dev.*

Proposed 2025 Revenues	8,942,820	676,800	695,140	743,420	2,461,585	4,250,200	2,051,380	19,821,345	4,210,360	12,706,260
Proposed 2025 Expenses	1,302,052	779,001	960,748	706,757	3,366,406	5,997,463	6,708,866	19,821,293	4,199,871	12,437,918
Proposed 2025 Net	7,640,768	(102,201)	(265,608)	36,663	(904,821)	(1,747,263)	(4,657,486)	0	52	10,489

76% See below the percentage of general fund revenues made up by taxes. As noted elsewhere in this document the City needs to diversify its revenue streams.

Revenues	% of Total GF	7,002,600	125,000	664,760	1,495,710	4,154,750	1,661,900	15,104,720	2,034,860	10753585
Rates on Utility Bills										
Sales Tax (shown as Transfs)	76%	7,002,600	125,000	664,760	1,495,710	4,154,750	1,661,900	15,104,720	2,034,860	10753585
Property Millage 4151	9%	1,639,220				55,700		1,694,920	2,174,000	
Other	15%	301,000	551,800	30,380	743,420	965,875	39,750	3,021,705	1,500	1,952,675
<b>Total</b>	<b>100%</b>	<b>8,942,820</b>	<b>676,800</b>	<b>695,140</b>	<b>743,420</b>	<b>2,461,585</b>	<b>4,250,200</b>	<b>2,051,380</b>	<b>0</b>	<b>19,821,345</b>

Expenses	% of Total GF	441,479	653,503	727,013	514,556	1,851,188	5,184,760	5,281,073	14,653,572	2,270,260	4,088,839
Personnel	74%	441,479	653,503	727,013	514,556	1,851,188	5,184,760	5,281,073	14,653,572	2,270,260	4,088,839
Building & Grounds	6%	48,526	9,629	45,997	23,524	758,742	186,330	153,551	1,226,299	234,224	853,372
Vehicle	3%	3,265	12,149	9,373	0	31,316	154,677	325,888	536,668	277,497	367,550
Supply	2%	10,260	4,500	25,650	12,000	97,300	169,300	60,000	379,010	499,396	2,477,500
Operations	2%	120,512	40,300	2,325	149,521	41,630	16,000	16,380	386,668	109,200	592,400
Professional Services	2%	113,100	48,820	34,500	4,100	155,500	1,600	10,000	367,620	534,500	532,800
Miscellaneous	3%	469,360	10,100	10,000	3,056	26,000	25,000	69,000	612,516	24,776	86,068
Intergovernmental Tsfr	0%								0	0	527,000
Contract/Don/Overlays/Reimb	1%	95,550						33,700	129,250		
Bonds/Leases	4%			105,110		394,384	229,796	162,610	891,900		110,003
Capital Assets/Leases/Int Exp	3%			780		10,346	30,000	596,664	637,790	250,017	2,802,386
<b>Total</b>	<b>100%</b>	<b>1,302,052</b>	<b>779,001</b>	<b>960,748</b>	<b>706,757</b>	<b>3,366,406</b>	<b>5,997,463</b>	<b>6,708,866</b>	<b>0</b>	<b>19,821,293</b>	<b>4,199,870</b>

Each month the City receives 3% of sales tax back from the State of Arkansas. This 3% is mandated by the Citizens via vote to be spent on the following listed categories. You can see from the charts above and below what a large percentage Sales Taxes make up of the overall total Revenues for the General Fund.

The chart below shows how the 3% sales tax above is allocated and budgeted for 2025.

	Monthly	Annually
1% GF	565,052	6,780,620
1/8 Parks	70,631	847,578
3/8 Fire	211,894	2,542,733
4/8 Bond	282,526	3,390,310
Animal 10%	56,505	678,062
Parks 10%	56,505	678,062
Fire 25%	141,263	1,695,155
Police 25%	141,263	1,695,155
Street 30%	169,516	2,034,186
<b>Total</b>	<b>1,695,155</b>	<b>20,341,860</b>

Divided by 3

Stormwater Related Cap in Street Fund also in 515 Fund

Street Cap	250,017
<b>Total</b>	<b>250,017</b>
Water Cap	832,001
WW Cap	1,813,015
<b>Total W.WW</b>	<b>2,645,016</b>

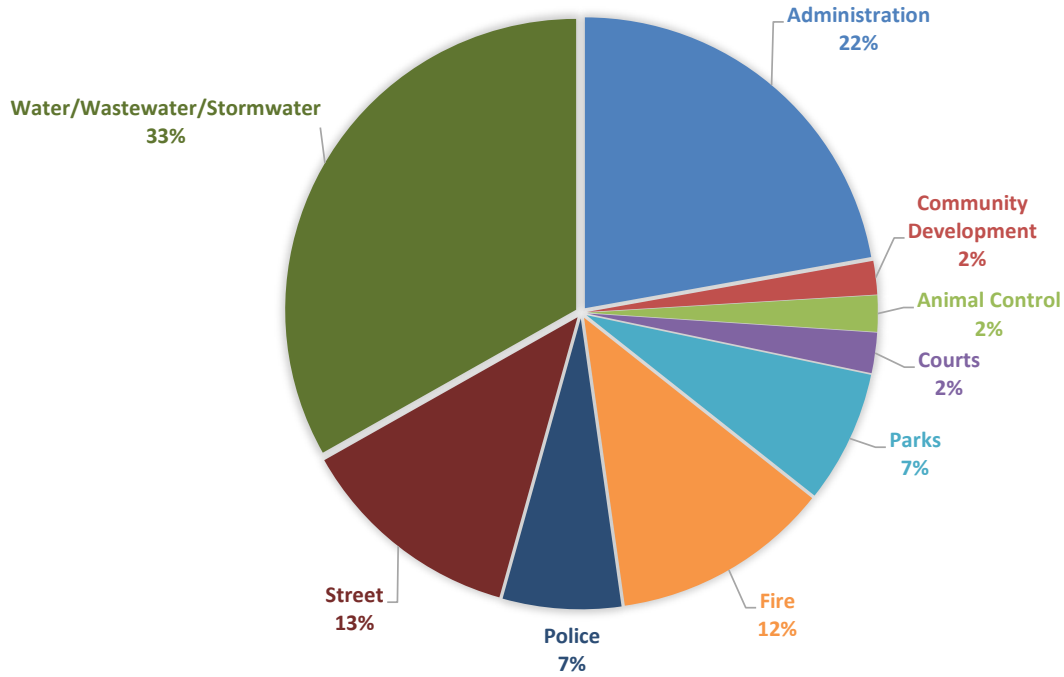
Plans for Fund Balances for the three major funds (General, Street, and Water/Wastewater) are shown above and on the Focus Area page XX. The City completed several projects in 2024. However, a few projects for both Street and Water/Wastewater were carried over via Purchase Order Encumbrances so separately adopted by Council and not in this budget. Any planned dipping into Fund Balances is the result of Capital Plans. Street adopted capital plans for \$250,017 (plus non cap overlays of \$XXX) in this budget and Water/Wastewater adopted plans for \$2,645,016 (plus \$XXX of depreciation expense as well). Note further that some one time capital projects will be requested out of General Fund savings in January of 2025 after this initial budget was adopted. Council wisely waited to see how the year ended before approving these projects. Council and the Administration has followed this process for the past several years.

2% over July      2% over Aug      2.5% over

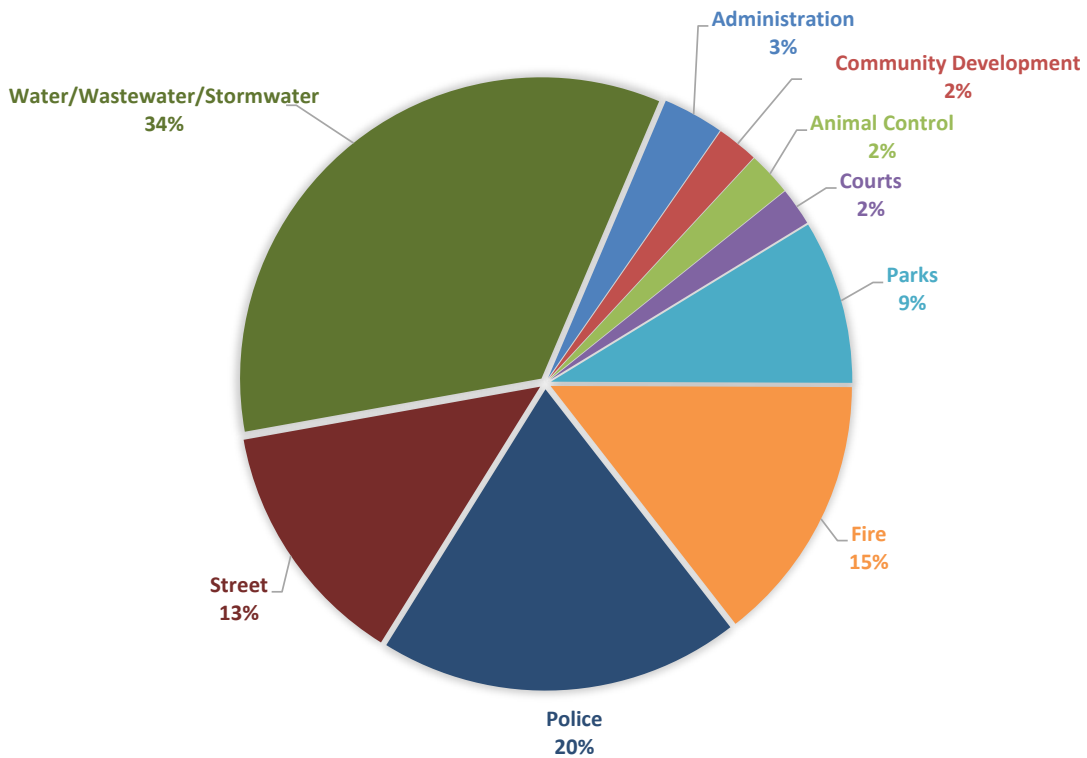
# City of Bryant, AR 2025 Budget Book

## Summary of 2020 -2022 and Category Totals for Major Funds

### TOTAL REVENUE PER DEPARTMENT



### TOTAL EXPENSES PER DEPARTMENT



001, 002, 003 Fund Revenue	2022	2023	2024	2025	2026	2027	2028	2029	2030
	Audited Actuals	Audited Actuals	Current Budget	Proposed Budget					
Taxes	\$ 7,366,326	\$ 7,770,797	\$ 8,411,920	\$ 8,467,520	\$ 8,874,023	\$ 9,300,041	\$ 9,746,511	\$ 10,214,415	\$ 10,704,781.69
Fees & Permits	\$ 474,926	\$ 476,832	\$ 584,300	\$ 576,680	\$ 618,268	\$ 662,856	\$ 710,659	\$ 761,909	\$ 816,855.67
Membership, Rental Fees, Park Programming	\$ 516,251	\$ 565,750	\$ 605,425	\$ 605,925	\$ 639,622	\$ 675,192	\$ 712,741	\$ 752,378	\$ 794,219.31
Grant Revenues	\$ 23,103	\$ 215,177	\$ 233,700	\$ 26,700	\$ -	\$ -	\$ -	\$ -	\$ -
Reimbursements	\$ 542,542	\$ 646,957	\$ 518,000	\$ 547,000	\$ 518,000	\$ 518,000	\$ 518,000	\$ 518,000	\$ 518,000.00
Sales of Service	\$ 1,735,995	\$ 1,782,958	\$ 1,537,700	\$ 1,556,500	\$ 1,537,700	\$ 1,537,700	\$ 1,537,700	\$ 1,537,700	\$ 1,537,700.00
Fines & Forfeitures	\$ 480,510	\$ 422,013	\$ 539,680	\$ 539,680	\$ 567,938	\$ 597,676	\$ 628,971	\$ 661,905	\$ 696,562.72
Investment Earnings	\$ 476	\$ 187,033	\$ 300,000	\$ 300,000	\$ 300,000	\$ 300,000	\$ 300,000	\$ 300,000	\$ 300,000.00
Misc. *	\$ 828,219	\$ 623,508	\$ 330,609	\$ 233,220	\$ 330,000	\$ 330,000	\$ 330,000	\$ 330,000	\$ 330,000
<b>Total Revenues</b>	<b>\$ 11,968,349</b>	<b>\$ 12,691,025</b>	<b>\$ 13,061,333.92</b>	<b>\$ 12,853,225.00</b>	<b>\$ 13,385,551.18</b>	<b>\$ 13,921,465.26</b>	<b>\$ 14,484,582.10</b>	<b>\$ 15,076,306.96</b>	<b>\$ 15,698,119.39</b>

001, 002, 003 Fund Expenditures	2022	2023	2024	2025	2026	2027	2028	2029	2030
	Audited Actuals	Audited Actuals	Current Budget	Proposed Budget					
Personnel Expense	\$ 11,916,650	\$ 13,133,935	\$ 14,934,925	\$ 14,653,572	\$ 15,730,299	\$ 16,886,142	\$ 18,126,915	\$ 19,458,859	\$ 20,888,671.88
Building & Grounds Exp	\$ 1,328,142	\$ 1,366,612	\$ 1,360,016	\$ 1,226,299	\$ 1,250,825	\$ 1,275,841	\$ 1,301,358	\$ 1,327,385	\$ 1,353,933.05
Vehicle Expense	\$ 643,895	\$ 599,819	\$ 596,490	\$ 536,680	\$ 547,414	\$ 558,362	\$ 569,529	\$ 580,920	\$ 592,538.46
Supply Expense	\$ 300,805	\$ 430,944	\$ 355,459	\$ 379,010	\$ 419,909	\$ 465,220	\$ 515,422	\$ 571,040	\$ 632,660.86
Operations Expense	\$ 211,298	\$ 317,574	\$ 362,512	\$ 386,668	\$ 478,323	\$ 591,703	\$ 731,958	\$ 905,459	\$ 1,120,085.50
Professional Services	\$ 357,143	\$ 328,408	\$ 355,165	\$ 367,620	\$ 372,042	\$ 376,517	\$ 381,046	\$ 385,629	\$ 390,267.67
Miscellaneous Expense	\$ 362,537	\$ 434,010	\$ 403,125	\$ 641,517	\$ 794,914	\$ 984,990	\$ 1,220,516	\$ 1,512,361	\$ 1,873,989.37
Reimbursement	\$ 66,194	\$ 255,712	\$ 5,000	\$ -	\$ -	\$ -	\$ -	\$ -	\$ -
Donation Expense	\$ 90,000	\$ 96,017	\$ 96,017	\$ 95,550	\$ 96,017	\$ 96,017	\$ 96,017	\$ 96,017	\$ 98,001.09
Grant Expense	\$ 31,395	\$ 19,533	\$ 33,700	\$ 33,700	\$ 37,603	\$ 41,959	\$ 46,818	\$ 52,241	\$ 58,291.86
Bond Expense	\$ 989,437	\$ 842,395	\$ 1,000,773	\$ 812,601	\$ 1,454,406	\$ 2,596,570	\$ 3,701,765	\$ 4,516,009	\$ 4,292,271.19
Capital Assets	\$ 2,030,448	\$ 2,246,856	\$ -	\$ 2,748,000	\$ -	\$ -	\$ -	\$ -	\$ -
Interest Expense	\$ 99,507	\$ 135,872	\$ 139,790	\$ 190,497	\$ 308,893	\$ 438,377	\$ 580,917	\$ 738,939	\$ 925,404.49
<b>Total Expenses</b>	<b>\$ 18,427,451</b>	<b>\$ 20,207,687</b>	<b>\$ 19,642,973</b>	<b>\$ 22,071,714</b>	<b>\$ 21,490,644</b>	<b>\$ 24,311,698</b>	<b>\$ 27,272,262</b>	<b>\$ 30,144,859</b>	<b>\$ 32,226,115</b>

001, 002, 003 Fund Other Financing Sources (Uses)	2022	2023	2024	2025	2026	2027	2028	2029	2030
Loan Proceeds for Public Safety	\$ 822,779.00	\$ -	\$ -	\$ 2,250,000.00	\$ -	\$ -	\$ -	\$ -	\$ -
Transfers in	\$ 13,239,328	\$ 14,358,546	\$ 14,677,400	\$ 14,951,384	\$ 15,576,407	\$ 16,227,558	\$ 16,905,929	\$ 17,612,659	\$ 18,348,932.71
Transfer out	\$ (6,758,522)	\$ (7,371,496)	\$ (7,925,321)	\$ (7,763,730)	\$ (8,140,110)	\$ (8,534,737)	\$ (8,948,495)	\$ (9,382,311)	\$ (9,837,158.97)
<b>Total Revenues</b>	<b>\$ 7,303,585</b>	<b>\$ 6,987,051</b>	<b>\$ 6,752,079</b>	<b>\$ 9,437,654</b>	<b>\$ 7,436,297</b>	<b>\$ 7,692,821</b>	<b>\$ 7,957,435</b>	<b>\$ 8,230,348</b>	<b>\$ 8,511,774</b>
Changes in fund balances	\$ 844,483	\$ (529,612)	\$ 170,440	\$ 219,165	\$ (668,796)	\$ (2,697,412)	\$ (4,830,245)	\$ (6,838,204)	\$ (8,016,222)
Fund Balance - beginning	\$ 12,164,159.00	\$ 13,008,642	\$ 13,008,642	\$ 13,179,082	\$ 13,398,247	\$ 12,729,451	\$ 10,032,039	\$ 5,201,794	\$ (1,636,411)
<b>Fund Balance - ending</b>	<b>\$ 13,008,642</b>	<b>\$ 12,479,030</b>	<b>\$ 13,179,082</b>	<b>\$ 13,398,247</b>	<b>\$ 12,729,451</b>	<b>\$ 10,032,039</b>	<b>\$ 5,201,794</b>	<b>\$ (1,636,411)</b>	<b>\$ (9,652,633)</b>

**Known Factors**

2026 - New Fire Truck Payment Deferrment Ends (4 months in 2026 \$256,683.16, 12 months for 2027 & 2028 \$770,049.48, 8 months in 2029 \$513,366.32 (in bond expense until payment schedule received)

**2025 Loan Proceeds - New Amendment 78 for \$2 mil + matching capital assets**

	Principal	Interest
2025	\$ 407,386.66	\$ 88,320.66
2026	\$ 425,380.82	\$ 70,326.50
2027	\$ 444,169.79	\$ 51,537.54
2028	\$ 463,788.65	\$ 31,918.67
2029	\$ 484,274.08	\$ 11,433.25

2022 Amend 78 for Police Training Facility, improvements to Tennis Court, and AC vehicle end March 1 - \$194,849.64 per year (\$146,137.23 in 2027)

2020 Police Tower Loan ends November 2024 - subtracted \$421,020 from Bond Expense & \$4,921 in Interest Expense

2023 Fire Note Payments for Fire Truck Loan beginning in 2023 end in September 2028 - \$200,215.32 per year (\$50,053.83 in 2026)



# City of Bryant, AR 2025 Budget Book

## City Wide Revenue Review

	Admin	Planning & Development	Animal Control	Court	Park	Fire	Police	General TOTAL	Street
75% See below the percentage of general fund revenues made up by taxes. As noted elsewhere in this document the City needs to diversify its revenue str									
<b>Revenues</b>	%’s of Total GF								
Sales Tax (shown as Transfers)	75%	7,002,600	125,000	664,760	1,495,710	4,154,750	1,661,900	15,104,720	2,034,860
Fees	8%		550,800	24,380	963,875	19,500		1,558,555	
Property Millage 4151	8%	1,639,220				55,700		1,694,920	600,000
Fines	3%			6,000	532,900		780	539,680	
<b>SRO Contract/Grants</b>	2%						383,700	383,700	
State Turnback 4150	2%	308,220						308,220	1,574,000
Interest Revenue	1%	300,000						300,000	
Other/Misc.	1%	1,000	1,000		210,520	2,000	5,000	239,770	1,500
<b>Total</b>	<b>100%</b>	<b>9,251,040</b>	<b>676,800</b>	<b>695,140</b>	<b>743,420</b>	<b>2,461,585</b>	<b>4,250,200</b>	<b>20,129,565</b>	<b>4,210,360</b>

Each month the City receives 3% of sales tax back from the State of Arkansas. This 3% is mandated by the Citizens via vote to be spent on the following listed categories. You can see from the charts above and below what a large percentage Sales Taxes make up of the overall total Revenues for the General Fund.

	2014	2015	2016	2017	2018	2019	2020	2021	2022	2023
<b>General Revenues and other changes in net position - Governmental Activities (excerpt from the annual audit)</b>										
Sales Tax	12,262,250	12,906,179	12,282,240	13,324,849	13,853,391	14,566,568	15,814,860	18,216,389	19,175,391	19,412,887
Property Taxes	2,172,726	2,135,035	2,134,743	2,197,526	2,160,852	2,345,059	2,412,537	2,539,752	2,825,754	3,091,199
Franchise Fees/Turnback	1,283,233	1,420,096	1,299,512	1,077,234	1,325,949	1,317,696	1,304,543	1,454,487	1,555,798	1,589,032
Investment earnings	18,661	31,151	19,344	195,141	578,545	290,333	56,631	4,856	51,708	693,987
Charges for Services	2,429,844	3,711,434	2,956,829	3,258,705	6,279,042	3,797,954	3,671,950	6,386,701	4,534,166	3,983,213
	18,166,714	19,681,313	58,799,983	20,053,455	24,197,779	21,817,613	23,260,521	28,602,185	28,175,637	27,427,235
<b>Program revenues</b>										
Capital Grants / Contributions	-	-	-	-	250,000	-	-	-	-	4,172,186
Operating Grants / Contributions	-	46,239	70,690	39,598	26,300	34,409	99,510	2,202,820	3,253,586	48,739
	-	46,239	70,690	39,598	276,300	34,409	99,510	2,202,820	3,253,586	4,220,925

Sales Tax - As is common across Arkansas for cities - Bryant is heavily dependent on sales tax for the majority of its general and street fund revenues. Property values and corresponding millage rates are much lower in the state than across the rest of the nation. This poses some issues. One notable issue in having this lack of diversification in our revenues streams is the uncertainty of sales tax. Sales tax varies with the local and national economies and is hard to predict a year out. While the current city administration has no plans to raise the overall sales tax level in the city it does propose the concept of changing the allocation of the current percentages. Right now 1% is undesignated and 3/8 of another of the 1%'s is designated to Fire while there is not similar amount designated to the Police Dept. This current administration would like to explore the possibility of asking the citizens through a vote to change the designation percentages to more closely align with their priorities. See the Focus Areas on page XXX

The second highest revenue source for the general fund is fees. Each year for the past several years we have included an appendix in this document of these fees. This year this is on pages XX of this document. Including this as an appendix assists the department heads in an annual review of these fees. The city is constantly reviewing surrounding city's fee rates and making sure ours are in line with those fees and also where possible adequately cover associated costs.

Millage - As early as the summer of 2025 management hopes that Council will consider adding a mil dedicated to Fire and Police Pension. This in the conjunction with the changes proposed around the sales tax allocation would help to dedicate funds to Public Safety as the citizens have indicated is their primary concern. The state allows cities to dedicate 1 mil to Fire and Police Pensions without it going to a vote of the people. This potential \$xxx,xxx would in no way cover the \$X,XXX, XXX in pension costs but as an increase to revenue the difference could be put to much needed facility maintenance.

State Turnback amounts are received monthly from the state with the rates derived from population counts. Increasing the population through Annexation is one avenue for increasing the state turnback amounts.

Stormwater Rates - Perhaps the most pressing revenue area of change is in the area of Stormwater Repairs and Maintenance. As of 9/20/24 the city is close to completion of a Stormwater Feasibility Study. Once this study comes back it is believed it will show that our current static Stormwater rates of \$3.00 for residential property and \$6.00 per commercial property are woefully inadequate to handle the city's stormwater needs and that similarly to other cities across the US the fee needs to be based on permeable surface area. If this change is made it will help the city long term to fund the needed stormwater maintenance, education and improvements. These items in the past have been handled by a combination of fees, grants, and the ARPA funds. The city needs a viable long term solution for these needs.

Annexation - Shortly into his first term Mayor Treat set up meetings with several Committee and Council Members to discuss an official public City Annexation Policy. Since Bryant is bordered on the west by the city of Benton and the east in part by the city of Alexander growth or extension of the city limits is expected to come from the north and south, mostly from the north as the city of Bauxite is close to the southern border. In conjunction with our Economic Forecast on page XX of this document we are looking for areas to increase revenues in the future. While traditionally annexation is a loss over the first several years the money to be made is in two clear areas at initial development from delivery of building supplies to developing neighborhoods and then after several years in the form of larger population amounts in the census which will translate into higher State Turnback amounts. See this new policy at page XX but note that the big picture is to grow the City Borders to where possible emulate the Bryant School District borders - many of these families already feel a sense of allegiance to Bryant and in some cases believe themselves Advertising and Promotion Tax - The City of Bryant had an A&P Tax in 2018 through 2019 but it was disbanded. Which this administration and the finance department feel was a significant step away from diversification of revenue sources. The revenues collected during that time helped to maintain the city parks and promote community activities for the next two years. Bryant is surrounded by cities that have A&P taxes. In the state of Arkansas these funds can only legally be used do fund two things - Parks and City Advertising. They are additional taxes/rates (up to 4%) on prepared food and hotels. This administration plans to pursue this revenue source again at the General Election in May of 2027. The hope is to continue educating the citizens on how these funds can help them and improve their city services while much of the revenues come from visitors along the 130 corridor.

Impact Fees - review to be completed in 2025? - Impact fees are fees on new development tied to increased services that are a result of those increases to development. These types of fees could in theory help fund Fire, Police, Animal Control ... in 2024 the City started exploring this potential area of funding and hopes to have information to share with Council and the citizens in 2025.

Other and Grants - reference other pages in this book

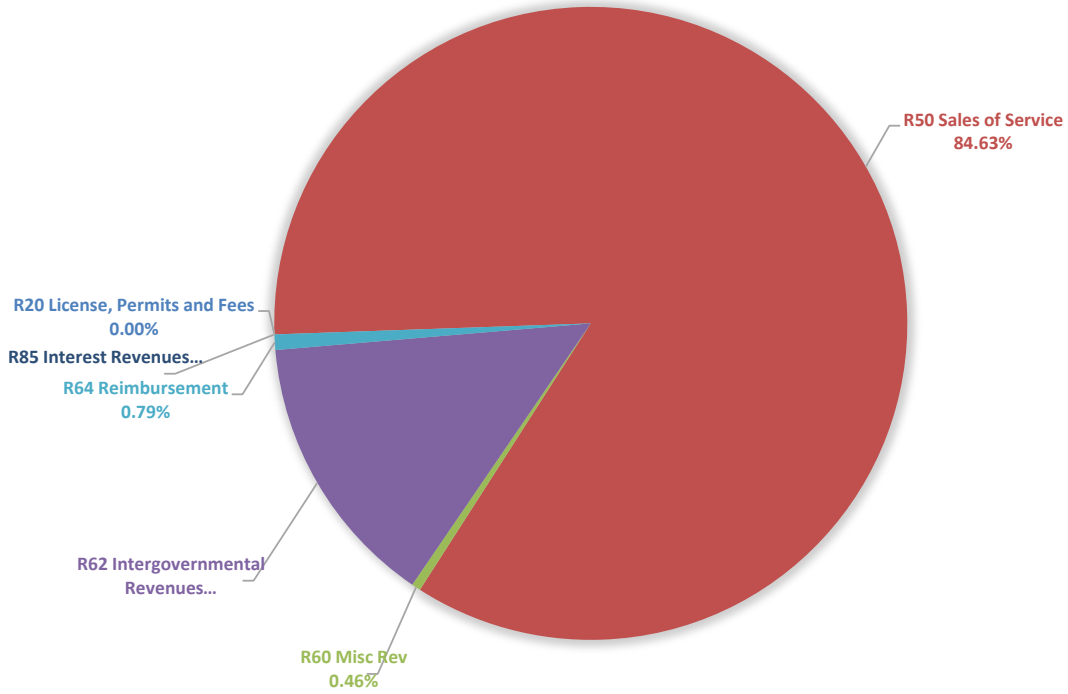
## City of Bryant, AR 2025 Budget Book

Category	Accounts	Budgeted Amounts	Enterprise/ Governmental
R20 License, Permits and Fees	4200-4258		E
R50 Sales of Service	4504-4569	10,753,585.00	E
R60 Misc Rev	4600	58,675.00	E
R62 Intergovernmental Revenues	4625-4632	1,794,000.00	E
R64 Reimbursement	4640-4560	100,000.00	E
R66 Sale of Equipment	4900		E
R85 Interest Revenues	4850		E
E01 Personnel	5000-5070	4,088,839	E
E10 Building & Grounds	5102-5145	853,372	E
E20 Vehicles	5200-5225, 5240	367,550	E
E30 Supplies	5300-5380	2,477,500	E
E40 Operations	5405-5547	592,400	E
E55 Prof Services	5550-5593	532,800	E
E60 Misc	5600-5650	86,068	E
E62 Intergovernmental Transfers	5625-5642	527,000	E
E68 Contract/Donations	5680-5682		E
E70 Grant	5700-5705		E
E72 Bond Expense includes Int Exp	5722	267,373.00	E
E80 Capital Assets/Debt/Leases and Overlays	5800-5910	2,645,016.00	E
R10 Taxes Sales	4656	125,000.00	G
R15 Taxes Property	4150-4152	1,694,920.00	G
R20 License, Permits and Fees	4200-4258	576,680.00	G
R30 Membership Fees	4300-4323	277,475.00	G
R33 Rental Fees	4332-4354	172,450.00	G
R36 Park Program	4259-4260, 4360, 439	156,000.00	G
R40 Fines and Forfeitures	4400-4428	539,680.00	G
R50 Sales of Service	4500-4534	221,500.00	G
R60 Misc Rev	4600, 4602, 4394, 46	58,770.00	G
R62 Intergovernmental Revenues (Sales Tax)	4626-4629	14,979,720.00	G
R64 Reimbursement	4640, 4560	518,000.00	G
R66 Sale of Equipment	4900	20,000.00	G
R68 Donation Revenue	4680, 4682	0.00	G
R70 Grant Revenues	4700-4705	26,700.00	G
R74 Sponsorship Revenues	4740-4742	154,450.00	G
R85 Interest Revenues	4850	300,000.00	G
E01 Personnel	5000-5070	14,653,572.00	G
E10 Building & Grounds	5102-5145	1,226,299.00	G
E20 Vehicles	5200-5225	536,668.00	G
E30 Supplies	5300-5380	379,010.00	G
E40 Operations	5405-5547	386,668.00	G
E55 Prof Services	5550-5593	367,620.00	G
E60 Misc	5600-5650	612,516.00	G
E62 Intergovernmental Transfers	5625-5642	0.00	G
E68 Contract/Donations	5680-5682	95,550.00	G
E70 Grant	5700-5705	33,700.00	G
E72 Bond Expense includes Int Exp	5722	1,529,690.00	G
E80 Capital Assets/Debt/Leases and Overlays	5800-5910		G

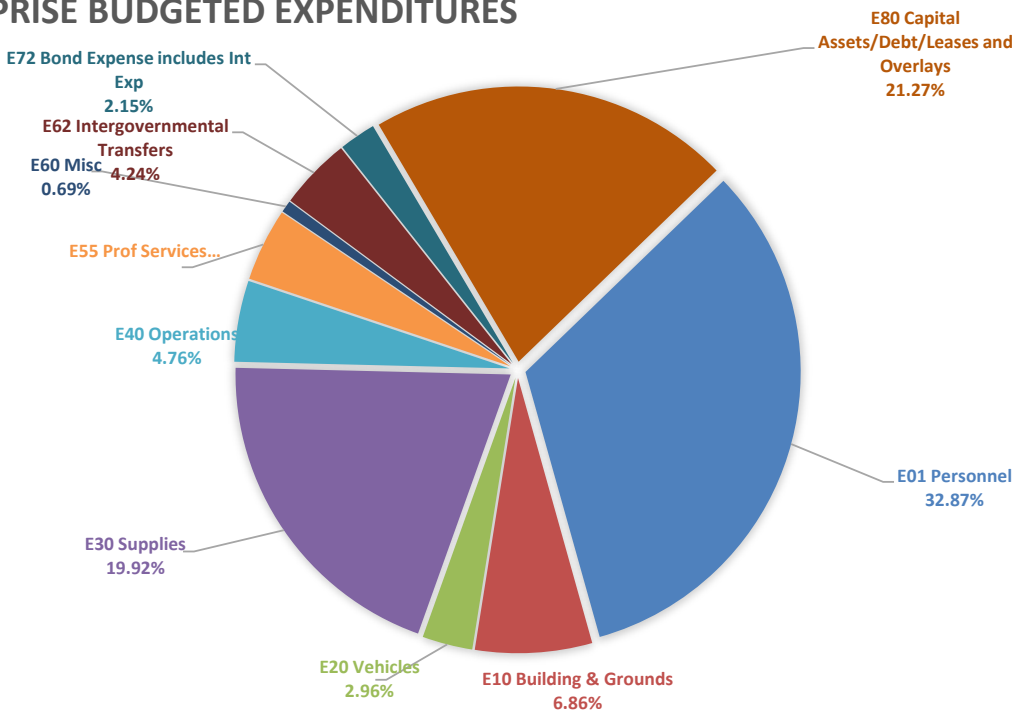


# City of Bryant, AR 2025 Budget Book

## ENTERPRISE BUDGETED REVENUES



## ENTERPRISE BUDGETED EXPENDITURES



## City of Bryant, AR 2025 Budget Book

The use of Long Term Debt or Bonds is an essential item to many municipalities to allow them to fund larger more costly projects. Similar to individual financing a car, bonding allows city's to spread the expense of an item over the life of the item. In many cases city's assets like roads and water plants have thirty plus year life spans.

TOTAL CITY DEBT PAYMENTS			
Year	Total Govt	Total Bus.	Total City
Original Par	42,585,000	20,245,000	62,830,000
2025	1,728,510	1,083,754	2,812,264
2026	1,725,698	1,087,757	2,813,454
2027	1,822,510	1,096,511	2,919,021
2028	2,524,560	1,105,269	3,629,829
2029	2,521,085	1,113,619	3,634,704
2030	2,523,823	1,121,966	3,645,789
2031	2,524,698	1,125,093	3,649,790
2032	2,520,782	1,138,371	3,659,152
2033	2,523,998	1,146,258	3,670,256
2034	2,519,907	958,182	3,478,089
2035	2,522,376	235,919	2,758,294
2036	2,523,116	233,744	2,756,860
2037	2,526,273	236,131	2,762,404
2038	2,521,735	233,156	2,754,891
2039	2,520,344	0	2,520,344
2040	2,526,844	0	2,526,844
2041	2,519,860	0	2,519,860
2042	2,525,960	0	2,525,960
2043	2,519,560	0	2,519,560
2044	1,669,935	0	1,669,935
2045	1,152,195	0	1,152,195
2046	1,152,925	0	1,152,925
2047	1,151,975	0	1,151,975
2048	1,149,345	0	1,149,345
2049	1,149,930	0	1,149,930
2050	1,148,625	0	1,148,625
<b>Total</b>	<b>54,216,567</b>	<b>11,915,729</b>	<b>66,132,296</b>

The Enterprise Debt Issuances are Revenue Bond Debt. Prior to issuing enterprise fund bonds, an analysis of current revenues and expenses is conducted to determine the revenues required to support a bond issue.

Only the City's limited Amendment 78 Financing counts as General Obligation Debt limited by State Statute to 20% of the assessed value of the property located

The City's two Governmental Debt Issuances are Special Obligation Debt which is limited by the maximum amount of the special source (such as Sales tax or Franchise Fee) can generate within terms of bond covenants.



# City of Bryant, AR 2025 Budget Book

Governmental Debt									
Series	2016B			2016			2023		Total Govt
Type	Sales and Use Tax Bonds			Franchise Fee Rev Impro			Franchise Fee Rev		
	12/1/2016			3/31/2016			5/31/2023		
Original Par	21,080,000			10,625,000			10,880,000		42,585,000
Year	Annual Prin (12/1)	Interest Rate	Interest	Annual Prin (2/1)	Interest Rate	Interest	Principal	Interest	
2025		2.375%	576,381	385,000.00	3.000%	251,918.76	70,000	445,210.00	1,728,510
2026		1.875%	576,381	395,000.00	2.500%	241,206.26	70,000	443,110.00	1,725,698
2027	95,000	3.50%	576,381	405,000.00	3.000%	230,193.76	75,000	440,935.00	1,822,510
2028	800,000	3.50%	573,056	420,000.00	3.000%	217,818.76	75,000	438,685.00	2,524,560
2029	825,000	3.75%	545,056	430,000.00	3.000%	205,068.76	80,000	435,960.00	2,521,085
2030	860,000	3.75%	514,119	445,000.00	3.000%	191,943.76	80,000	432,760.00	2,523,823
2031	890,000	4.00%	481,869	460,000.00	3.000%	178,368.76	85,000	429,460.00	2,524,698
2032	925,000	4.00%	446,269	475,000.00	3.375%	163,453.13	85,000	426,060.00	2,520,782
2033	965,000	4.00%	409,269	490,000.00	3.375%	147,168.75	90,000	422,560.00	2,523,998
2034	1,000,000	3.125%	370,669	505,000.00	3.375%	130,378.13	95,000	418,860.00	2,519,907
2035	1,030,000	3.125%	339,419	525,000.00	3.375%	112,996.88	100,000	414,960.00	2,522,376
2036	1,065,000	3.125%	307,231	540,000.00	3.375%	95,025.00	105,000	410,860.00	2,523,116
2037	1,100,000	3.125%	273,950	560,000.00	3.625%	75,762.50	110,000	406,560.00	2,526,273
2038	1,130,000	3.125%	239,575	580,000.00	3.625%	55,100.00	115,000	402,060.00	2,521,735
2039	1,165,000	3.125%	204,263	605,000.00	3.625%	33,621.88	115,000	397,460.00	2,520,344
2040	1,205,000	3.125%	167,856	625,000.00	3.625%	11,328.13	125,000	392,660.00	2,526,844
2041	1,240,000	3.00%	130,200				775,000	374,660.00	2,519,860
2042	1,280,000	3.00%	93,000				810,000	342,960.00	2,525,960
2043	1,315,000	3.00%	54,600				840,000	309,960.00	2,519,560
2044	505,000	3.00%	15,150				875,000	274,785.00	1,669,935
2045		3.00%					915,000	237,195.00	1,152,195
2046		3.00%					955,000	197,925.00	1,152,925
2047							995,000	156,975.00	1,151,975
2048							1,035,000	114,345.00	1,149,345
2049							1,080,000	69,930.00	1,149,930
2050							1,125,000	23,625.00	1,148,625
<b>Total</b>	<b>17,395,000</b>		<b>6,894,694</b>	<b>7,845,000</b>		<b>2,341,353</b>	<b>10,880,000</b>	<b>8,860,520</b>	<b>54,216,567</b>
Insurance	No			No			No		
Current Rating	A+			A			A		
Call Date	12/1/2026			8/1/2021			8/1/2028		
City Fund #	110-114, 187			185, 186			185,186 182, 183, 188		
Starting in 2021 Enterprise Rent Arrangements were made for the Police and Com Dev, Eng, Animal, Parks and Fire Fleets									
* Approximately, so low because started new lease with Enterprise and delays happened due to COVID.									
Multi Year or Amendment 78 Borrowing (Approx. total of both Principal and Interest)									
Year	2021	2022	2023	2024	2025	2026	2027	2028	2029
PD Fleet	*50,000	335,952	335,952	335,952	694,492	670,094	447277	320000	320000
PD Tower 20	464,662	464,662	464,662	464,662	425,941	0	0	0	
PD 911 Equip 22	0	200,406	100,203			0	0	0	
PD Training Fac 2	0	92,417	124,140	123,223	123,223	123,223	30805.75	0	
Com Dev Fleet	0	12,600	12,950	0	0	0	0	0	
Eng Fleet	0	15,295	19,300	0	0	0	0	0	
Fire Trucks 18, 2:	172,500	172,368	164,228	204,000	200,215	200,215	200,215	83,423	
Parks 18	67,000	67,032	11,172	0	0	0	0	0	
Parks 22	0	47,392	63,190	79,140	63,190	63,190	15797.5	0	
Animal Van 22	0	5,450	8,460	8,437	8,437	8,437	2109.25	0	
<b>Totals</b>	<b>704,162</b>	<b>1,413,575</b>	<b>1,304,257</b>	<b>1,215,414</b>	<b>1,515,498</b>	<b>1,065,159</b>	<b>696,205</b>	<b>403,423</b>	

# City of Bryant, AR 2025 Budget Book

Series	Business Type/Enterprise Debt											
Series	2017			2011			2012			2024		Total Bus
Type	Water and Sewer Refunding			Water			Wastewater			Water		
	#####			10/15/2014			4/15/2015			X/X/2024		
Original Par	5,245,000			6,500,000			8,500,000			3,548,810		20,245,000
Year	Annual Prin (12/1)	Interest Rate	Interest	Semi Annual (4/15, 10/15)	Interest and 1% Service Fee	Interest	Semi Annual (4/15, 10/15)	Interest and 1% Service Fee	Interest	Principal	1% Service Fee	
2025	155,000	2.50%	83,631	342,095	0.75	25,639	442,292	0.75	35,097			1,083,754
2026	155,000	2.75%	79,756	348,108	0.75	23,062	450,066	0.75	31,765	112,668	11,689	1,087,757
2027	160,000	2.75%	75,494	354,226	0.75	20,440	457,976	0.75	28,375	340,264	32,805	1,096,511
2028	165,000	3.00%	71,094	360,453	0.75	17,771	466,026	0.75	24,925	343,682	29,386	1,105,269
2029	170,000	3.00%	66,144	366,788	0.75	15,056	474,217	0.75	21,414	347,135	25,934	1,113,619
2030	175,000	3.125%	61,044	373,235	0.75	12,293	482,552	0.75	17,842	350,622	22,446	1,121,966
2031	175,000	3.125%	55,575	379,795	0.75	9,482	491,034	0.75	14,207	354,144	18,924	1,125,093
2032	185,000	3.25%	50,106	386,471	0.75	6,621	499,665	0.75	10,508	357,702	15,366	1,138,371
2033	190,000	3.25%	44,094	393,263	0.75	3,709	508,447	0.75	6,745	361,296	11,773	1,146,258
2034	200,000	3.50%	37,919	399,216	0.75	747	517,385	0.75	2,915	364,926	8,143	958,182
2035	205,000	3.50%	30,919							368,591	4,477	235,919
2036	210,000	3.625%	23,744							247,782	930	233,744
2037	220,000	3.625%	16,131									236,131
2038	225,000	3.625%	8,156									233,156
2039												
2040												
2041												
2042												
2043												
2044												
2045												
2046												
<b>Total</b>	<b>2,590,000</b>		<b>703,806</b>	<b>3,503,651</b>		<b>134,819</b>	<b>4,789,660</b>		<b>193,793</b>	<b>3,548,810</b>	<b>181,874</b>	<b>11,915,729</b>
Insurance	No		No			No			No			
Current												
Rating	Not Rated		Not Rated			Not Rated			Not Rated			
Call Date	12/1/2022		10/15/1930			10/15/1930						
Vac Truck	2023	2024	2025	2026	2027	Total						
Wastewater	105,839	105,839	105,839	105,839	105,839	529,193						

## HR, Personnel and JESAP Overview

The City of Bryant uses the Job Evaluation and Salary Administration Program known as JESAP to evaluate its overall Personnel costs. This system is provided by an independent vendor named JER HR Group. JER HR Group also provides these services for several other city's within Arkansas and for the Arkansas Municipal League. The system compares the City of Bryant with 12 of these data sources. For the last seven years with the budget process the most currently available JESAP study is reviewed and accepted by Council as well. This budget document is no different; acceptance of this Budget Book is also the acceptance of the current JESAP Report. During the last nine years in every JESAP report the City of Bryant has been significantly below the market. The City used to request the JESAP study only every other year. In an attempt to help to mitigate personnel issues in a more timely manner the city now requests this review each year. See the most recent JESAP recommendations below:

# City of Bryant, AR 2025 Budget Book

Full Time Equivalent Budgeted Employees by Function/Program								
Function/Program		2021	2022	2023	2024	2025	New/ Proposed/ Change	Vacant or Frozen (Yellow)
General government	Staff Attorney	0	0	0	0	0	0	0
	Elected Attorney	1	1	1	1	1	0	0
	Elected City clerk	1	1	1	0.5	0.5	0	0
	Mayor 's office	3	3	3	3	2	-1	0
	Human resources	3	3	3	3	3	0	0
	Finance	4	5	5	5	4.5	-0.5	0.5
	Office of Technology	2	2	2	2	2	0	1
	Engineering	4	4	5	5	0	-5	0
Code	Combined into one Dept	2	7	7	7	7	0	0
Planning	Com. Dev in 2022	5	0	0	0	0	0	0
Animal Control		6	10	10	10	10	0	1
Court (includes the Judge who is paid by the County)		8	8	8	8	8	0	0
Parks	Admin	2	2	2	2	2	0	0
	Parks	17	16	16	16	9.5	-6.5	1
	Recreation(Part Time 2021-2024)	10	10	10	10	17.5	7.5	0
Public Safety - Fire	Uniform	49	49	49	49	49	0	0
	Clerical	1	1	1	1	1	0	0
Public Safety - Police	0600 Sworn	39	43	43	44	43	-1	0
	0620 Sworn(SRO)	8	8	8	8	9	1	1
	0610 was Dispatch, now civilian	10	12.5	10.5	7	7	0	0
	0600 was Civilian	2	2	2	3	0	-3	0
Public works	Admin (includes Customer Service 3 and Pumps&Controls 4)	12	13	14	17	21	4	2
	Stormwater (MS4)	3	3.5	4.5	4.5	4.5	0	0
	Street and drainage	13	13.5	17.5	17.5	17.5	0	2
Enterprise funds	Water	7	7	7	7	8	1	0
	Wastewater	14	21	20	20	23	3	6
<b>Total</b>		<b>226</b>	<b>245.5</b>	<b>249.5</b>	<b>250.5</b>	<b>250</b>	<b>-0.5</b>	<b>14.5</b>
<b>SOURCE: HR</b>		(A)	(B)	(C.)	(D)	(D)	(D)	(E.)

(A) from 2021 to 2022 a total of 19.5 positions were added, 8.5 of those were in Public Works and 11 in General Fund. Of the 11 in General Fund six were in the Police Dept and other other five were one in the Mayor's office, one in Com Dev (Grants), one in Finance (Purchasing), and 1 full time and 2 part time positions in Animal.

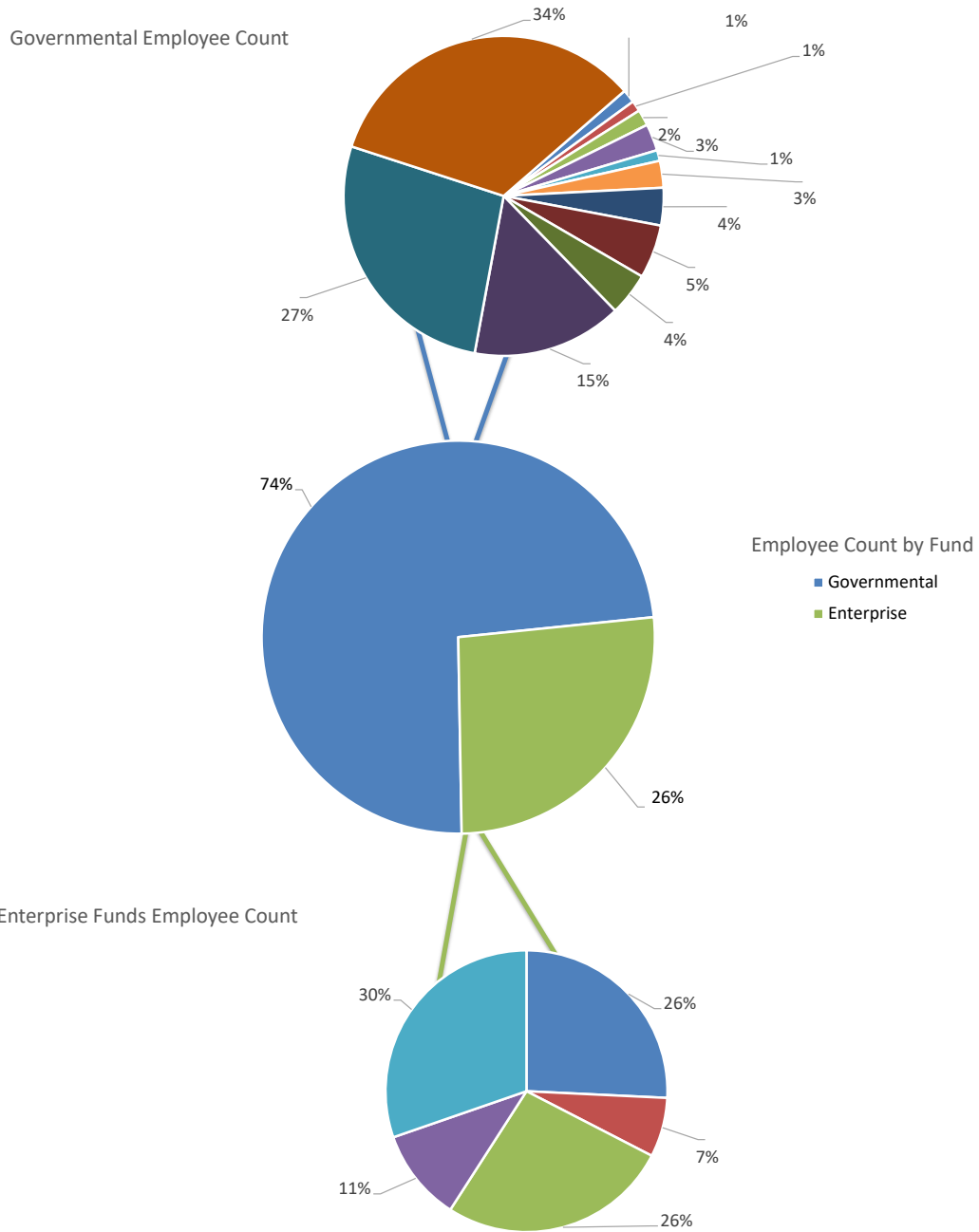
(B) from 2022 to 2023 a total of 4.5 positions were added, 3.5 of those were in Public Works and 1 was in General Fund, dept of Engineering

(C.) from 2023 to 2024 a total of 2 positions were removed from the budget, the City Clerk went from full time (1) to part time (.5) and the other 1.5 was removed from the Police Department.

(D) from 2024 to 2025 a total of seven (.5 Animal, 5 Eng, .5 Finance, 1 Mayor's) positions were unbudgeted in General Fund and one added in Parks. Additionally three were removed from the Police Department one was the Opiod grant funded position added in 2024 but not pursued and two were removed during the 911 consolidation process. 5 new positions were requested to be added in Public Works for 2025, one for Street/Storm Gen Manager, one for Water/WW General Manager and three in Wastewater.

(E.) Per a Council resolution in 2023 all General Fund funded positions are frozen after being vacated until approved again by Council except for Public Safety related positions.

# City of Bryant, AR 2025 Budget Book



City of Bryant, AR 2025 Budget Book

Education and Certification Pay Budgeted by Function/Program

Function/Program		Education	Certifications	Total
General government	City attorney	4,880	0	4,880
	Mayor 's office	6,564	0	6,564
	Human resources	2,400	0	2,400
	Finance	4,200	2,400	6,600
	City clerk	1,580	0	1,580
	Office of Technology	0	0	0
	Engineering	0	0	0
	Planning and Dev	3,600	6,600	10,200
Animal Control		600	2,280	2,880
Court (includes the Judge who is paid by the County)		1,200	2,160	3,360
Parks	400 Dept	4,800	1,950	6,750
	430 Dept	4,200	8,550	12,750
Public Safety - Fire		13,200	73,884	87,084
Public Safety - Police	600 Dept General	15,600	49,292	64,892
	610 Dept Dispatch	0	1,080	1,080
	620 Dept SRO	600	6,858	7,458
Public works				
	Stormwater (MS4)	2,250	14,775	17,025
	Street and drainage	450	46,375	46,825
Enterprise funds	Water	16,500	29,100	45,600
	Wastewater	1,650	42,235	43,885
<b>SOURCE: HR Department</b>				

GF Totals	63,424	155,054	218,478
PW Totals	20,850	132,485	153,335
City Wide Totals	84,274	287,539	371,813

\* Longevity is a one time payment on the first check of the month after the employee's start anniversary. Certification and Education Pay are monthly payments on the first check of the month.

# City of Bryant, AR 2025 Budget Book

Function/Program	Performance Measure	2021	2022	2023	2024
<b>Focus Area - Smart Growth</b>					
City attorney	# of Contracts Reviewed	20	17	27	
	Verdicts Received/Cases Presided	6213	7526	7707	
Mayor 's office	# of Meetings Presided over	24	24	28	10
<b>Social Media (Facebook and Instagram Combined)</b>					
	Engagement (Likes, Shares, Comments Combined) (E)		8016	5500	14130
	Followers (E)		4100	4500	4977
	Reach (How many people's feed it showed up on) (E)		61222	68645	170500
<b>Website</b>					
	Page Views (viewed internal pages in addition to homepage) (E)		340000	421048	267694
	Total Users (E)		125000	166291	111350
	Returning Users (visited the website more than once) (E.)		23000	4214	2800
	Open Rate (how many people open our emails on average)				39.40%
Human resources	# of Intakes Processed	70	62	61	
	# of Exits Processed	61	43	56	
COVID increased need	WellnessFair/Clinics/On Boarding	9	6	3	
	New Hire Orientations	60-65	60+	35+	
	# of employees retained 5+ years	127	113	115	
Finance	# of Purchase Orders Processed	9011	8736	6382	
	Audit Submissions Timely (goal is June)	Yes, June!	Yes, Aug	Yes, Nov.	Yes, July
	Budget Book Award Received	Yes	Yes	Yes	Yes
City clerk	# of Resolutions Processed	38	40	35	
	# of Ordinances Processed	33	36	34	
Office of Technology	# of Computer Deployed	15	8	4	
	# of Laptops Deployed	9	21	5	
Engineering	# of Projects Reviewed	22	54	28 (G)	
	# of Prelim Plans/Plats Reviewed	36	109	148 (G)	
Community Development	# of Business Licenses Issued	879	(C.)	679 (F)	
	# of New residential Permits	128	86	96 (F)	
	# of New commercial Permits	22	19	11 (F)	
<b>Focus Area - Public Safety</b>					
Animal Control	# of Animals Impounded	934	1032	1053	755
	# of Animals Reclaimed	183	206	185	132
	# of Animals Adopted	281	348	261	188
	# of Other Live Release	187	137	273	256
	# of Pet Registrations	184	286	610	219
	# of Officer Activities	6015	7663	6783	4977
	# of Special Events Held/Attended	12	16	16	
	# of Citations Issued	228	429	726	273
	# of Traps Set	280	449	1052	402
	# of Spay/Neuter Vouchers	18	15	27	9
	# of Social Media Followers (new metric in 2024)				17504
Courts	# of Cases Filed	9634	8633	8986	
	# of Dismissals	434	306	503	
	# of Guilty Pleas	1965	2739	2409	
	# of Bond Forfeits	41	155	140	
	# of Nol Prossed	1936	2530	2987	
	# of Finding Entered	1982	1501	1340	
	# of Other	294	295	328	
	# of Cases Closed (Sum of Others)	6652	7526	7707	
Public Safety - Fire	ISO Rating of a Class I, Reviewed and awarded every four years last reviewed in 2021	Yes	Yes	Yes	
	# of Community Outreach Programs - Fire Fest, Citizen Academy and School Outreach	3	3	3	
*available by station	# of calls for Fire	107	150	145	
*available by station	# of Calls for Medical	2207	2374	2174	
*available by station	# of Calls for Other Items	1024	1148	1181	
Public Safety - Police	# of calls for service	24442	30268	25173	23502
	Other Calls	11088	13640	15270	12539
	Accident Calls	1171	1382	1416	981
	Business Alarms	983	809	797	468
	Residential Alarms	453	346	257	209
	Breaking and Entering	296	180	165	78
	Shoplifting	570	288	195	141
	911 Hang Up Calls	935	641	1457	621
	Extra Patrols	8946	10381	5616	8483
	# of Social Media Followers	28088	30500	39500	45501
PW Customer Service and Pumps&Controls	# of Bills Processed				
		111164	112245	101677	
	# of Late Notices	16982	19525	19944	
	# of new acts processed	1964	1825	985	

at 8/30

At 9/11/24

thru 9/9/24



# City of Bryant, AR 2025 Budget Book

	# of Work Orders Completed	6781	6897	12667	
PW Water (A) (D)	Unaccounted for Water Loss Avg	20%	14%	14%	
PW Wastewater	Linear Feet of Pipe Bursting	3000 in house	2690 in house	2354 in house	
	Linear Feet of Open cuts	1070	2025	300	
	# of Manhole rehabs/replacements	38	3	5	
<b>Focus Area - Connectivity</b>					
PW Street and drainage	# of miles paved	6	4	5621 tons (H)	
	# of Sidewalk repairs (linear feet)	100	60	55	
	Linear feet of culvert installs	525	645	640	
	Linear feet of swale rehabs	350	1490	1900	
PW Stormwater (MS4)	# of Outreach events	1	3	4	(B)
<b>Focus Area - Health and Quality of Life</b>		<b>2021</b>	<b>2022</b>	<b>2023</b>	
Parks	# of Youth Participants	3283	3759	3864	
	# of Swim Lessons Provided	3385	5187	6165	
	# of Youth Sports Tournaments	48	42	44	

(A) Note that Water and Wastewater also play a large role in the Health and Quality of Life Focus Area.

(B) Includes Fall Fest, Business License Letters, Hwy Billboard, and coloring book giveaways to 600 kids

(C.) Unavailable currently due to mid software conversion.

(D) The reduction in Unaccounted for Water in 2022 was due to efficiencies created with the water crew and distribution system of locating leaks in the main lines and repairing quickly.

(E) Began collecting data for this metric in 2022, instagram added in 2024

(F) Due to a software conversion, permits were most likely misclassified in the system at the beginning of the year.

(G) The City Engineer left in the 3rd Quarter and Joe Henry from the Engineering Department supplied that last quarter of data.

(H) Measurement changed from linear feet to tons in 2023 due to shifting costs of asphalt

# City of Bryant, AR 2025 Budget Book

## Governmental Funds

The City has two major Governmental Funds - the General Fund and the Street Fund. The General Fund includes the Sales Tax Fund 002, the Franchise Fee Tax Fund 003, and the Electronic Tax Fund 010 when it is shown in the audited financial statements. However, so that the individual budgeted lines can be viewed by Council those funds are broken out in this budget book and shown under the Non Major Governmental Funds section. General Fund includes Administration Department, Office of Technology (IT), Community Development, Animal Control, Courts, Parks and Recreation Department, Fire Department, and the Police Department. Administration includes the Mayor, City Clerk, Office of Technology, Human Resources, and Finance whose department code is 0100 and the IT with department code 0110. Community Development's department code is 0120. Animal Control is department 0200. The Court system is shown in department 0300. However, note that the Judge is elected and half of the Courts costs are borne by the city and half by the county.

Parks and Recreation is shown by park in the following departments 0400 for Parks General, 0410 for Mills Park, 0420 for Midland Park, 0430 for Bishop Park and Center, 0440 for Alcoa Park and 0450 for Ashley Park. The city has a few more small parks but the expenses associated with these are shown under Parks General 0400. The Fire Department is in the General fund under 0500 and the reciprocal agreement the City has with Springhill Fire District is shown under department 0510. **The Police Department is shown under Departments 0600 for General Patrol and Administration of PD, 0610 for the department that shows the costs and revenues associated with Dispatch and 911 calls, 0620 for the department that shows the costs and revenues associated with the School Resource Officer Program that is has its costs split between the City of Bryant and the Bryant School District, and the K9 unit costs are shown under department 0630.** The General Fund accounts for all the City's financial resources of the general government except those required to be accounted for in another fund.

The Street Fund is 080 and is a special revenue fund used to account for all activities associated with maintaining and constructing streets. Arkansas statutes that provide funding for street and drainage projects require that these activities be accounted for separately. The Street Fund is financed by state turnback funds and a portion of a state wide 1/2 cent sales tax and 30% of the 1% Designated Tax.

While Street is a Governmental Fund it is managed under the Public Works Director with all the Enterprise Funds.

Other Governmental Funds are shown together and listed in this document as Non Major. These Non Major Funds include some Special Revenue, **Agency**, Debt and Construction Funds.

# City of Bryant, AR 2025 Budget Book

## Mayor at City Hall - 210 SW 3rd St.

Chris Treat was voted into office at the primary election on March 5, 2024.



The Mayor's office is responsible for overseeing departments and executing policies, including:

- Assuring that all City services are delivered to the citizens of Bryant in an effective, efficient, and equitable manner and in compliance with City Council policy
- Overseeing long-range planning and improvement of departmental management and service delivery
- Serving as a catalyst for developing community-wide goals and mobilizing the resources to attain them
- Serving as the primary outreach arm of the City government to other cities the business community, and other government agencies.

### 2024 Accomplishments:

1. Continued to monitor city spending to protect the financial security of the city.
2. Continued live streaming of council meetings and other public city meetings.
3. Continued to make improvements to stormwater infrastructure to mitigate flooding.
4. Continued to make improvements to the Water and Wastewater Infrastructure.
5. Continued to meet with local officials to build relationships and work together for the betterment of Bryant.
6. Continued to update city policies and procedures for more effective operations.
7. Continued to work to increase pay to city employees to aid in retention and to make Bryant more competitive.
8. Continued improvements to our Parks system to improve quality of life in Bryant.
9. Launched the We AR Bryant campaign, a proactive communication initiative that provides information and news about the city in the form of email, text, video, and social media
10. Completed the Bryant Parkway!

### 2025 Goals:

1. Present an updated comprehensive growth plan and strategic plan for the City
1. Continue to Strengthen communication between the city administration, council, and residents.
2. Continue to collaborate with the Chamber of Commerce to attract new business and industry to Bryant.
3. Continue to update and improve city policies and procedures to enhance the efficiency of city government.
5. Continue to improve the city water and wastewater infrastructure.
6. Continue to improve connectivity to improve traffic flow through Bryant.
7. Continue to ensure public safety through continuous improvements in the police and fire departments.
8. Continue to improve the city stormwater system to mitigate flooding problems and improve property values.
9. Continue the multi-year improvements to the city park system to increase livability in Bryant.
10. Continue to work with City Council to ensure the smooth running of the city government.
11. Work to increase bilingual access for our residents through the city website and interactions.

In addition to all the department heads reporting directly to the Mayor two other positions do as well, the Mayor's Assistant/Legal Assistant and Maintenance for City Hall.

Communications  
Coordinator/Mayor's  
Assistant, Jordan Reynolds

	2021	2022	2023	2024	2025
FT Employees	3	3	3	3	2

# City of Bryant, AR 2025

## Budget Book

# Elected City Clerk at City Hall - 210 SW 3rd St.

Elected City Clerk, Mark Smith

Terms 2023 to 2026



The City Clerk is an elected official, who like the Mayor and Council, works for the citizens.

**Mission Statement:** To ensure the City's legislative processes are open and transparent by providing a bridge between citizens and government through the dissemination of information, and to ensure the preservation, access and integrity of records required to be stored for legal and business purposes.

The Clerk's office provides staff support for the City Council, preparing and maintaining the Council meeting minutes and maintaining public access of the Ordinance Manuals. The City Clerk is responsible for recording and publicizing the proceedings of the meetings, preparing the council approved ordinances and resolutions which are numbered, signed by the mayor and attested by the clerk and sealed. The Clerk is the legal custodian of the city's official records and city seal.

It is also the duty of the City Clerk to receive, file, and retain the Code of Ethics and Financial Disclosure Statements from appointed municipal commissioners and elected officials, including the mayor, aldermen, clerk, treasurer, city attorney, and municipal judge and to work in cooperation with the Saline County Election Commission to prepare for City Elections. The term of office for the City Clerk is four years.



# Elected City Attorney at City Hall - 210 SW 3rd St.

Ashley Clancy

**Mission Statement:** It is the mission of the City Attorney's Office to provide sound legal advice to the Mayor, City Council, City Departments, Commissions and Committees. It is also our mission to initiate and defend legal actions on behalf of the City, which may include City employment and personnel matters, condemnations, property issues, zoning issues, contract and lease disputes, and other causes of action in both State and Federal Courts.

Additionally, it is the mission of this office to prosecute in the criminal division of Bryant District Court misdemeanor offenses, traffic law and ordinance violations which occur within the city Limits in a thorough, efficacious, and equitable manner and to assist the authorized and assigned departments in the enforcement of laws and the protection of the health, safety, and welfare of the citizens of the City of Bryant.

### Goals

1. To promote integrity in all facets of work and professional conduct.
2. To serve our community with competent professional legal representation.
3. To treat all persons with a professional, respectful and compassionate manner.
4. To be accountable for ensuring the policies of the office and the needs of the community are served.
5. To be open and forthright in our communications with all parties involved in any city legal related issues.

### Legal Advice to the Public

The City Attorney is the attorney for the City of Bryant as represented by the elected Mayor and Council Members. Because of that relationship, the office cannot represent or provide legal advice to the public, individual citizens or private organizations.

# The Human Resources Department at City Hall

HR Manager  
Alisha Runnells



Human Resources Director  
Charlotte Rue

HR Assistant  
Gracie Buchanan

Charlotte started at the City in Oct of 2015.

Mission Statement: The City of Bryant Human Resources Department is committed to providing all of our employees a stable and safe work environment with equal opportunity for learning, professional and personal growth. We strive to support our City’s mission through the development of programs designed to help us recruit and retain the best of the best to serve our City. Through effective and consistent HR processes we are able to provide essential services to our employees.

2024 Accomplishments:

1. Successfully onboarded 43 employees.
2. Fully staffed HR Department after months of running short.
3. Continue to build out HR modules in the Tyler System.
4. Reorganized the Community Development Department in to what is now the City Planning Department.

2025 Goals:

1. Continue to update policies in order to remain in compliance with local and federal laws.
2. Continue to grow recruitment efforts in order to find top candidates for the City.
3. Implement better annual training opportunities for all employees.
4. Continue to work on document retention and destruction program for HR.

	2021	2022	2023	2024	2025	No Change
FT Employees	3	3	3	3	3	

## The Finance Department at City Hall



Finance Director, Joy Black, shown to the left, joined the City of Bryant in August of 2014

Finance Coordinator I,  
Crystal Winkler

Accounts Payable Technician,  
Tabatha Koder

Purchasing Manager,  
Nichole Manley, previously the Finance Coordinator II promoted in June of 2024.

OPEN - A Part Time Position is still open but the City is not sure it is needed. On hold for further determination.

Mission Statement: In the spirit of excellence, integrity, and dedication, the Finance Department is committed to providing timely, accurate, clear and complete information to other city departments, the Council, and the community.

2024 Accomplishments:

1. Completion of the 2023 Audit, submitted to Council at the June 2024 Council meeting. (sent to GFOA in July)
2. For the 7th year in a row obtained the GFOA Budget Book Award (Budget Years 2018-2024)
3. Assisted with the Bryant Parkway financial management.
4. Continued to adhere to the Record Retention and Destruction Policy.
5. Finalized the general ledger conversion process.
6. Trained and put procedures in place to have back ups in the Finance Department for key functions.

2025 Goals:

1. Complete the 2024 Audit on or before June 30th of 2025.
2. For the 8th year in a row obtain the GFOA Budget Book Award.
3. Continue to explore aligning the funding for fleet vehicles across the city.
4. Assist the Mayor in wrapping up and reporting on the Bryant Parkway.
5. Continue to support the personnel in continuing their accounting and department education goals, including obtaining certificates.
6. Continue to work with the Department Heads on 5 year plans for Capital and Operations.
7. Work with the City Depts to build out the duties of the new Purchasing Mgn Position.
8. Assist the Mayor and Depts in working through changes to a new Reserve Policy

	2021	2022	2023	2024	2025
FT Employees	4	4	5	5	4.5

\* 5 positions were budgeted and approved but never filled. In 2024 we promoted from within and reduced down to 4.5 budgeted but only 4 are currently filled.

# Information Technology (IT) Department

- at City Hall



IT Director,  
Gordon Miller

IT Support Technician,  
VACANT

Joined the City of Bryant in  
2019

Mission Statement: The City of Bryant Information Technology Department is committed to providing timely technical support for all departments in the city. We are responsible for maintaining, updating, and growing the City's network, as well as keeping it secure. We assist all departments with finding technical solutions that fit their needs, and strive to keep up with the ever-changing technology advances.

2024 Accomplishments:

1. Upgraded/replaced our internet firewall
2. Finished City wide wi fi rollout everywhere except Public Safety
3. Assisted the Police Dept with implementation of new in car and body worn cameras
4. Migrated/replaced Spillman and GIS Servers for the Police Dept
5. Assisted with the move of 911 Dispatch from Bryant to Saline County
6. Had network cabling installed at Fire Stations 2 and 3, Public Works, and Animal Control
7. Corrected a couple of hardware issues on the physical servers at Public Safety to prevent outage
8. Implemented a network to provide internet access to the Public Works front gate access controller
9. Upgraded several servers on our network and upgraded/replaced several workstations and laptops
10. Upgraded our Active Directory domain from 2012 to 2016

2025 Goals:

1. Upgrade or decommission any servers that are running Operating System less than 2019
2. Implement network wide web filtering
3. Complete the implementation of the city wide wi fi network at Public Safety
4. Upgrade/replace all network infrastructure switches
5. Bring Courts computers onto the City domain network

	2021	2022	2023	2024	2025	No Change
FT Employees	2	2	2	2	2	



## City of Bryant, AR 2025 Budget Book

<b>Administration</b>					
<b>Revenues</b>					
Cat.	Description	2025 Requested	2024 Budget	2024 Estimated	2023 Actuals
R10	Taxes - Sale	\$ -	\$ -	\$ -	\$ -
R15	Taxes - Property	\$ 1,639,220	\$ 1,639,220	\$ -	\$ 1,103,708
R20	Licenses Permits & Fees	\$ -	\$ -	\$ -	\$ -
R30	Membership Fees	\$ -	\$ -	\$ -	\$ -
R33	Rental Fees	\$ -	\$ -	\$ -	\$ -
R36	Park Program Fees	\$ -	\$ -	\$ -	\$ -
R40	Fines & Forfeitures	\$ -	\$ -	\$ -	\$ -
R50	Sale of Services	\$ -	\$ -	\$ -	\$ -
R60	Miscellaneous Revenue	\$ 1,000	\$ 1,000	\$ -	\$ 43,046
R62	Intergovernmental Tsfrs	\$ 7,039,220	\$ 6,767,000	\$ -	\$ 6,485,008
R64	Reimbursement	\$ -	\$ -	\$ -	\$ -
R66	Sale of Equipment	\$ -	\$ -	\$ -	\$ -
R70	Grant Revenue	\$ -	\$ -	\$ -	\$ -
R74	Sponsorships	\$ -	\$ -	\$ -	\$ -
R85	Interest Revenue	\$ 300,000	\$ 300,000	\$ -	\$ 187,033
<b>Totals</b>		<b>\$ 8,979,440</b>	<b>\$ 8,707,220</b>	<b>\$ -</b>	<b>\$ 7,818,795</b>

<b>Expenses</b>					
Cat.	Description	2025 Requested	2024 Budget	2024 Estimated	2023 Actuals
E01	Personnel Expense	\$ 461,442	\$ 422,368	\$ -	\$ 296,293
E10	Building & Grounds Exp	\$ 49,036	\$ 47,273	\$ -	\$ 72,030
E20	Vehicle Expense	\$ 3,265	\$ 4,150	\$ -	\$ 32,169
E30	Supply Expense	\$ 10,260	\$ 7,900	\$ -	\$ 14,723
E40	Operations Expense	\$ 120,512	\$ 107,362	\$ -	\$ 83,300
E55	Professional Services	\$ 118,700	\$ 100,040	\$ -	\$ 66,937
E60	Miscellaneous Expense	\$ 481,861	\$ 244,200	\$ -	\$ 259,177
E62	Intergovernmental Tsfr	\$ -	\$ -	\$ -	\$ -
E68	Donation Expense	\$ 95,550	\$ 95,550	\$ -	\$ 96,017
E70	Grant Expense	\$ -	\$ -	\$ -	\$ -
E72	Bond Expense	\$ 31,150	\$ -	\$ -	\$ -
E80	Capital Assets	\$ -	\$ -	\$ -	\$ 99,293
E85	Interest Expense	\$ 3,550	\$ -	\$ -	\$ -
<b>Totals</b>		<b>\$ 1,375,326</b>	<b>\$ 1,028,843</b>	<b>\$ -</b>	<b>\$ 1,019,938</b>

# The Planning & Development Department at City Hall

Records and Permits  
Secretary, Tracy Picanco

Code Enforcement  
Officer, Joe Thomas

Grants  
Manager,  
Rebecca Kidder



Code Enforcement  
Officer, Doug Smith

Code Enforcement  
Officer, Allen Carver

Assistant  
Director,  
Colton  
Leonard

Mission Statement: To help plan, build, and maintain a great city.

Director effective 6/17/24  
Ted Taylor

- 2024 Accomplishments:
1. Implemented a change in the planning and permitting software to improve our processes and better serve the Community.
  2. Acquired Professional Real Estate Services to aid multiple departments in any property matters.
  3. Acquired Professional Architectural Services to aid in any conceptual building projects.
  4. Aided other departments in updating Master Plans (Public Works and Parks).

- 2025 Goals:
1. Engage in an Updated City-wide Comprehensive Growth Plan with Land Use determination.
  2. Research and analyze areas in the Territorial Jurisdiction for a Annexation Growth Plan.
  3. Continuing applying for new grant opportunities.
  4. Administer the building and maintenance code for the city.
  5. Identify shortfalls in City Codes and Ordinances to work towards improving our community.
  6. Optimize our community development software to continue to improve our processes.
  7. Oversee a clear and efficient development process.

	2020	2021	2022	2023	2024	No Change
FT Employees	7	7	7	7	7	



**5** **Grants Received in 2024**  
 Patrick Leahy Bulletproof Partnership (BVP)  
 The Local Law Enforcement Block Grant (LLEBG)  
 Arvest Bank Foundation Grant  
 Firehouse Subs Foundation Grant  
 Metroplan: Surface Transportation Block Grant (STBG)  
 Total Received \$247,225.05

**Metroplan STBG**

**Bryant Parkway Trail Connection - Design Cost Overrun**

The Bryant Parkway Trail Connector project is located along the Bryant Parkway corridor, spanning from Raymar Road, crossing the I-30 corridor, and extending to Highway 5. The project connects two existing segments of the multi-use trail, with the southern limit at the Bryant Parkway bridge and the northern limit near Raymar Road. The design accommodates multiple transportation modes, including pedestrians and cyclists, providing a safe and accessible route over the I-30 corridor. The trail serves as a crucial link in the city's transportation network, connecting schools, parks, neighborhoods, and other key community locations.

Requested \$1,936,731.20  
 Received in 2024 for Design Cost Overrun \$220,000  
 Bryant's Match for Design Cost - \$44,000

**Arvest Bank**

Each year, the Arvest Foundation ("Foundation") ask Arvest Bank Benton to advise the Foundation of outstanding charities doing great work to improve our local communities.

The purpose of this grant is to purchase new equipment for Police and Fire departments

Received \$10,000

**Patrick Leahy BVP**

**10 Point Blank Body Armor BII-5 Vests**

The City of Bryant Police Department has applied for this grant to purchase 10 Point Blank Body Armor BII-5 bulletproof vests. These vests meet the latest safety standards, offering superior ballistic protection to enhance officer safety during high-risk situations. This grant will help replace outdated equipment, ensuring officers have reliable, advanced gear while managing costs and allocating resources effectively.

50/50 Match  
 Received \$4,599.51  
 Bryant's Match \$4,599.51  
 Total \$9,199.02

**LLEBG**

Assist with the cost of cameras for interview rooms

Received \$7,400

**Firehouse**

Purchase of 52 North American Rescue, RIG Series Eagle IFAK for Police Department

Received \$5,225.54

# 9

## Potential Grants in 2025

Arkansas Department of Transportation (ArDOT) Transportation Alternative Program (TAP)  
 Metroplan: Surface Transportation Block Grant (STBG)  
 Great Strides/Trails for Life  
 Arkansas Opioid Recovery Partnership (ARORP)  
 Public Safety Equipment Grant (PSEG)  
 Save Them All Grant  
 National Shelter Grants Initiative with ASPCA

### ARORP

#### Thermo Scientific ARORP-owned TruNarc Device

The City of Bryant Police Department has applied for the Arkansas Opioid Recovery Partnership: Sentinel Project to receive a Thermo Scientific ARORP-owned TruNarc device, along with operational training and project milestones through ARORP. The Sentinel Project aims to serve as a substance identifier and early warning system for dangerous drug trends in Arkansas. Awardees will receive a TruNarc Handheld Analyzer to conduct field-based presumptive exams on suspected narcotics, precursors, and cutting agents, enhancing the department's ability to detect and respond to illicit drug activity.

No Match Required

### Metroplan: STBG

#### Bryant Parkway Trail Connection - Construction Portion

The Bryant Parkway Trail Connector project is located along the Bryant Parkway corridor, spanning from Raymar Road, crossing the I-30 corridor, and extending to Highway 5. The project connects two existing segments of the multi-use trail, with the southern limit at the Bryant Parkway bridge and the northern limit near Raymar Road. The design accommodates multiple transportation modes, including pedestrians and cyclists, providing a safe and accessible route over the I-30 corridor. The trail serves as a crucial link in the city's transportation network, connecting schools, parks, neighborhoods, and other key community locations.

Requested \$1,936,731.20  
 Received in 2024 for Design Cost  
 Overrun \$220,000

## ArDOT TAP 3 Grants

#### Debswood Park to Evans Loop Trail Connector Phase 1

This trail connector will span 0.5 mile long, linking Debswood Park, subdivisions, an apartment complex, a daycare, and businesses. This connection will enhance pedestrian and cyclist safety and foster a more accessible and interconnected community

80/20 Match  
 Requested \$349,400  
 Bryant's Match \$87,350  
 Total \$436,750

#### Lights at Bishop

Bishop Park in Bryant offers extensive features including sports fields, a splash pad, ponds, a disc golf course, a walking trail, and more. Despite its popularity, the park faces a safety issue due to inadequate sidewalk lighting, with few areas sufficiently lit. Bishop Park Lighting Phase 1 will install lighting along the sidewalks through the park

80/20 Match  
 Requested \$366,080  
 Bryant's Match \$91,520  
 Total \$457,600

#### Hilldale-Midland Connector Trail

Additional funding for the Hilldale-Midland Connector Trail part of the Walk, Bike, Drive Bryant Master Bike/Pedestrian Plan. This trail will span 2.4 miles and connect four neighborhoods, linking around 400 homes to amenities such as Midland Park, Parkway Elementary, and a future 59-acre Nature Park.

80/20 Match  
 Requested \$400,000  
 Bryant's Match \$100,000  
 Total \$500,000

### **Great Strides/Trails for Life**

**Mills Park Trail Renovation**  
More details available in the future.  
No Match Required  
Requested \$43,000

### **PSEG**

Purchase fingerprint scanners for patrol vehicles, Getac cameras for cars and interview rooms, SRT body armor and equipment, cameras for Sky Watch tower, and proximity door readers  
Requested \$75,000

### **Save Them All**

Purchase an animal trailer  
Requested \$50,000

### **National Shelter Initiative**

Purchase equipment, supplies, and medicine to increase access to veterinary care  
Requested \$55,000

City of Bryant, AR 2025  
Budget Book

<b>Planning and Development</b>					
<b>Revenues</b>					
Cat.	Description	2025 Requested	2024 Budget	2024 Estimated	2023 Actuals
R10	Taxes - Sale	\$ 125,000	\$ 125,000	\$ -	\$ 136,951
R15	Taxes - Property	\$ -	\$ -	\$ -	\$ -
R20	Licenses Permits & Fees	\$ 550,800	\$ 553,300	\$ -	\$ 451,338
R30	Membership Fees	\$ -	\$ -	\$ -	\$ -
R33	Rental Fees	\$ -	\$ -	\$ -	\$ -
R36	Park Program Fees	\$ -	\$ -	\$ -	\$ -
R40	Fines & Forfeitures	\$ -	\$ -	\$ -	\$ -
R50	Sale of Services	\$ -	\$ -	\$ -	\$ -
R60	Miscellaneous Revenue	\$ -	\$ -	\$ -	\$ 100
R62	Intergovernmental Tsfrs	\$ -	\$ -	\$ -	\$ -
R64	Reimbursement	\$ 1,000	\$ 1,000	\$ -	\$ 2,000
R66	Sale of Equipment	\$ -	\$ -	\$ -	\$ -
R70	Grant Revenue	\$ -	\$ -	\$ -	\$ -
R74	Sponsorships	\$ -	\$ -	\$ -	\$ -
R85	Interest Revenue	\$ -	\$ -	\$ -	\$ -
	Totals	\$ 676,800	\$ 679,300	\$ -	\$ 590,389

<b>Expenses</b>					
Cat.	Description	2025 Requested	2024 Budget	2024 Estimated	2023 Actuals
E01	Personnel Expense	\$ 664,111	\$ 583,000	\$ -	\$ 573,830
E10	Building & Grounds Exp	\$ 9,753	\$ 9,425	\$ -	\$ 7,651
E20	Vehicle Expense	\$ 12,149	\$ 25,743	\$ -	\$ 24,155
E30	Supply Expense	\$ 4,500	\$ 4,500	\$ -	\$ 2,046
E40	Operations Expense	\$ 40,300	\$ 40,300	\$ -	\$ 28,910
E55	Professional Services	\$ 43,820	\$ 42,700	\$ -	\$ 40,386
E60	Miscellaneous Expense	\$ 10,100	\$ 14,000	\$ -	\$ 69,352
E62	Intergovernmental Tsfr	\$ -	\$ -	\$ -	\$ -
E68	Donation Expense	\$ -	\$ -	\$ -	\$ -
E70	Grant Expense	\$ -	\$ -	\$ -	\$ -
E72	Bond Expense	\$ 44,500	\$ -	\$ -	\$ -
E80	Capital Assets	\$ -	\$ -	\$ -	\$ -
E85	Interest Expense	\$ 5,071	\$ -	\$ -	\$ -
	Totals	\$ 834,305	\$ 719,668	\$ -	\$ 746,332

# City of Bryant, AR 2025 Budget Book

## Animal Control and Adoption Center

- located at 25700 Interstate 30

Sr. Animal Control Officer,  
Jackie Skasick

Shelter Manager, Rebecca Bennett

Animal Control  
Director, Tricia Power



Animal Control Officers,  
Sarah Smith  
Jessie Vowell  
Vacant (1)

Animal Control Techs  
Tessa Haley  
Colleen Warford Jacob Muraidan

Volunteers Include:  
In-Home Pet  
Fosterers, In Shelter  
& Event Assistance

2 Temporary Part Time Animal Care Assistants (Summer)

The mission of Bryant Animal Control and Adoption Center is to provide compassionate, timely and effective response to domestic animal situations in order to ensure the safety of all citizens and animals through the consistent enforcement of state and local laws relating to the humane treatment, control of domestic animals, support and secure the human-animal bond.

### 2024 Achievements:

1. Supported the Mayor in Strengthening Communication and Coordination between Leadership, Operations and Citizens by embracing the changes brought forth by Mayor Treat to rebuild trust between our department and the citizens.
2. Shelter Manager Rebecca Bennett and Sr. ACO Jackie Skasick coordinated their efforts to rewrite the SOP manual for the department, and Rebecca created a volunteer manual and training program.
3. Ensured Public Safety through continued cooperation with the other Public Safety Departments and residents – worked with Saline County to integrate public safety dispatch for the entire county.
4. Disaster Plan - Continued, including joining the State-Wide Animals in Disaster Coalition.
5. Tricia Power completed the Advancement of Animal Welfare’s webinar series on DEI in the workplace.
6. The Shelter joined the Central Arkansas Rescue Transport Coalition.
7. All ACOs completed Levels 1-3 of Animal Control Officer Certification via the National Animal Control Association.
8. Tricia Power was elected the President of the Arkansas State Animal Control Association.
9. Began pilot program to explore extended hours of operation.
10. Improved life-saving over 2023 to nearly 90% without disrupting services to the community.
11. Continued to implement the 2023 Best Friends Life Saving Grant, giving away microchips to Bryant residents for their dogs and cats.
12. Installed pet microchip readers in all fire stations, and other businesses in and around Bryant.
13. Evaluated ordinances, submitted revisions to City Council for approval.
14. Repaired structural beams of the shelter.
15. Repaired and refurbished outside dog kennel areas.
16. Designed and installed wrap on transit van.

### 2025 Goals:

1. Expand the volunteer program.
2. Continue Planning New Animal Shelter.
3. Implement the Community Cat Program, intended to reduce feral populations, while improving lifesaving efforts for cats.
4. Focus on removing barriers to adoption and expend reclaim efforts.
5. Replace all ACO vehicles, and purchase a horse and adoption trailer.
6. Explore and utilize ways to encourage community interest and involvement in the shelter.
7. Explore and utilize other avenues of taking a proactive role in pet ownership education.

##	2022	2023	2024	2025
----	------	------	------	------





## City of Bryant, AR 2025 Budget Book

<b>Animal Control</b>					
<b>Revenues</b>					
Cat.	Description	2025 Requested	2024 Budget	2024 Estimated	2023 Actuals
R10	Taxes - Sale	\$ -	\$ -	\$ -	\$ -
R15	Taxes - Property	\$ -	\$ -	\$ -	\$ -
R20	Licenses Permits & Fees	\$ 24,380	\$ 29,500	\$ -	\$ 23,694
R30	Membership Fees	\$ -	\$ -	\$ -	\$ -
R33	Rental Fees	\$ -	\$ -	\$ -	\$ -
R36	Park Program Fees	\$ -	\$ -	\$ -	\$ -
R40	Fines & Forfeitures	\$ 6,000	\$ 6,000	\$ -	\$ 9,996
R50	Sale of Services	\$ -	\$ -	\$ -	\$ -
R60	Miscellaneous Revenue	\$ -	\$ -	\$ -	\$ -
R62	Intergovernmental Tsfrs	\$ 678,072	\$ 659,200	\$ -	\$ 630,996
R64	Reimbursement	\$ -	\$ -	\$ -	\$ -
R66	Sale of Equipment	\$ -	\$ -	\$ -	\$ -
R70	Grant Revenue	\$ -	\$ -	\$ -	\$ 12,500
R74	Sponsorships	\$ -	\$ -	\$ -	\$ -
R85	Interest Revenue	\$ -	\$ -	\$ -	\$ -
<b>Totals</b>		<b>\$ 708,452</b>	<b>\$ 694,700</b>	<b>\$ -</b>	<b>\$ 677,186</b>

<b>Expenses</b>					
Cat.	Description	2025 Requested	2024 Budget	2024 Estimated	2023 Actuals
E01	Personnel Expense	\$ 737,150	\$ 710,824	\$ -	\$ 569,268
E10	Building & Grounds Exp	\$ 45,997	\$ 47,740	\$ -	\$ 53,136
E20	Vehicle Expense	\$ 9,373	\$ 9,056	\$ -	\$ 14,847
E30	Supply Expense	\$ 25,650	\$ 26,150	\$ -	\$ 35,507
E40	Operations Expense	\$ 2,325	\$ 2,325	\$ -	\$ 2,923
E55	Professional Services	\$ 34,500	\$ 35,000	\$ -	\$ 41,601
E60	Miscellaneous Expense	\$ 10,000	\$ 15,927	\$ -	\$ 3,805
E62	Intergovernmental Tsfr	\$ -	\$ -	\$ -	\$ -
E68	Donation Expense	\$ -	\$ -	\$ -	\$ -
E70	Grant Expense	\$ -	\$ -	\$ -	\$ -
E72	Bond Expense	\$ 92,230	\$ 7,680	\$ -	\$ 7,804
E80	Capital Assets	\$ -	\$ -	\$ -	\$ 67,112
E85	Interest Expense	\$ 10,415	\$ 780	\$ -	\$ 633
<b>Totals</b>		<b>\$ 967,640</b>	<b>\$ 855,482</b>	<b>\$ -</b>	<b>\$ 796,636</b>

# City of Bryant, AR 2025 Budget Book



Judge  
Stephanie  
Casady

at City Hall 208 SW 3rd Street

Mission: To serve the people by efficient and accessible administration of justice for all, to treat everyone with integrity, fairness and respect.

Executive Assistant to the  
Judge  
Debora Duncan

District Court Clerk  
Lindsey  
Dinwiddie

Trial Coordinator  
Jackie Lindsey

Deputy  
Court Clerks:  
Dominick  
Tate  
Debra Styles  
Rebekah  
Brown

Ancillary District Court Clerk  
Melanie Smith

In Arkansas, district courts were formerly known as municipal courts before the passage of Amendment 80 to the Arkansas Constitution in 2000. Act 3 and Act 627 of 2009 created 25 pilot district judgeships in the state, two of which are in Saline County. The Saline County District Courts exercise countywide jurisdiction over misdemeanor criminal cases, preliminary felony cases, and in certain types of civil cases in matters of less than \$25,000. There are no jury trials in district court. In a district court trial, the judge makes both findings of fact and rulings of law.

A small claims division of the Saline County District Court is administered by the Bryant Department and presided over by Judge Casady of the Bryant Department. This small claims division provides the citizens of Saline County a forum in which citizens may represent themselves to resolve minor civil matters. No attorneys may take part in litigation in the small claims division.

	2021		2022		2023		2024	2025	No change
FT Employee es	8		8		8		8	8	

City of Bryant, AR 2025

Budget Book

Courts

Revenues

Cat.	Description	2025 Requested	2024 Budget	2024 Estimated	2023 Actuals
R10	Taxes - Sale	\$ -	\$ -	\$ -	\$ -
R15	Taxes - Property	\$ -	\$ -	\$ -	\$ -
R20	Licenses Permits & Fees	\$ -	\$ -	\$ -	\$ -
R30	Membership Fees	\$ -	\$ -	\$ -	\$ -
R33	Rental Fees	\$ -	\$ -	\$ -	\$ -
R36	Park Program Fees	\$ -	\$ -	\$ -	\$ -
R40	Fines & Forfeitures	\$ 532,900	\$ 532,900	\$ -	\$ 411,211
R50	Sale of Services	\$ -	\$ -	\$ -	\$ -
R60	Miscellaneous Revenue	\$ 50,520	\$ 50,520	\$ -	\$ 54,577
R62	Intergovernmental Tsfrs	\$ -	\$ -	\$ -	\$ -
R64	Reimbursement	\$ 160,000	\$ 160,000	\$ -	\$ 294,800
R66	Sale of Equipment	\$ -	\$ -	\$ -	\$ -
R70	Grant Revenue	\$ -	\$ -	\$ -	\$ -
R74	Sponsorships	\$ -	\$ -	\$ -	\$ -
R85	Interest Revenue	\$ -	\$ -	\$ -	\$ -
	<b>Totals</b>	<b>\$ 743,420</b>	<b>\$ 743,420</b>	<b>\$ -</b>	<b>\$ 760,587</b>

Expenses

Cat.	Description	2025 Requested	2024 Budget	2024 Estimated	2023 Actuals
E01	Personnel Expense	\$ 522,781	\$ 480,805	\$ -	\$ 479,403
E10	Building & Grounds Exp	\$ 23,524	\$ 18,996	\$ -	\$ 14,600
E20	Vehicle Expense	\$ -	\$ -	\$ -	\$ -
E30	Supply Expense	\$ 12,000	\$ 12,000	\$ -	\$ 10,557
E40	Operations Expense	\$ 149,521	\$ 149,521	\$ -	\$ 144,009
E55	Professional Services	\$ 4,100	\$ 4,500	\$ -	\$ 3,899
E60	Miscellaneous Expense	\$ 3,056	\$ 3,872	\$ -	\$ 2,928
E62	Intergovernmental Tsfr	\$ -	\$ -	\$ -	\$ -
E68	Donation Expense	\$ -	\$ -	\$ -	\$ -
E70	Grant Expense	\$ -	\$ -	\$ -	\$ -
E72	Bond Expense	\$ -	\$ -	\$ -	\$ -
E80	Capital Assets	\$ -	\$ -	\$ -	\$ -
E85	Interest Expense	\$ -	\$ -	\$ -	\$ -
	<b>Totals</b>	<b>\$ 714,983</b>	<b>\$ 669,695</b>	<b>\$ -</b>	<b>\$ 655,396</b>

Highlighted in Green above is the difference from the new County Jail Contract for \$143K.



# City of Bryant, AR 2025

## Budget Book

### Parks and Recreation Department



Parks Director Keith Cox since 2024 (shown right)

Assistant Director - Matt Martin



Center Superintendent  
Eboney Scott

Parks Superintendent  
VACANT

Aquatics Superintendent  
Kristin Robinson

Community Outreach and  
Engagement Coordinator  
Cassie Henry -  
Saorrano

Program Coordinator  
Hunter Bolin

Foreman:  
David McCorkel  
Dale Sanford

Aquatics Coordinator  
Compassion Moomey

Parks Staff:  
Tracy Butler  
Jason Rowton

Parks Labor  
Kevin Smith  
John Stuckey  
Tyler Mims  
Nathan West  
Jason Sykes  
Jacob Cross

Lifeguards at Mills and Bishop  
Seasonal Part Time Positions

Note: \$340,000 is budgeted for Part Time Payroll in this approved budget, at \$14.25 an hour it approximates 11 FTE Positions.

Bishop Center Part Time Staff

Parks Labor Part Time, Typically 2

The Parks Committee meets once a month on the second Tuesday of the month at 6:00pm in the Bishop Park Conference Room.

- 2024 Accomplishments:
1. Council adopted the Parks Master Plan.
  2. Repaired Aquatics retractable roof and sliding glass doors for full functionality
  3. Repaired and upgraded drainage behind the Center at Bishop Park
  4. Partnered with EMPact one Foundation to implement financial aid for youth programming

- 2025 Goals:
1. Replace pool dehumidification system in proposed Amendment 78 for funding
  2. Construct trail connecting Mills Park and Alcoa 40 Park (Grant funded but requires a match)
  3. Install lighting for Bishop Park sidewalks and parking lots (currently no definite funding plan, a grant has been applied for)
  4. Expand internal programming (starting pickleball and disc golf)

	2021	2022	2023	2024	2025
FTE Employees	29	28	28	28	29

City of Bryant, AR 2025  
Budget Book



# CAMPBELL LACROSSE FIELD AT ALCOA 40 PARK

Salt County Lacrosse was founded in 2023 and has quickly made a major impact on our community. They currently field girls and boys high school lacrosse teams and will expand to a youth division in 2025. Since its inception and in thanks to their sponsors, Salt County Lacrosse has invested over \$30,000 to upgrades of the multi-purpose field at Alcoa 40 Park. On May 24, 2024, Mayor Chris Treat dedicated that field to be further known as the Campbell Lacrosse Field, named after title sponsor Campbell Dodge, making it the first dedicated lacrosse field in the state of Arkansas. On top of their monetary investment, Salt County Lacrosse has also logged hundreds of volunteer hours helping to maintain the field, the park and surrounding areas. Bryant Parks and Recreation is forever grateful to have community champions like Salt County Lacrosse; it is their passion and commitment that allows us to overcome barriers and provide new services to the youth of Bryant and surrounding communities.

## City of Bryant, AR 2025 Budget Book

### Parks

#### Revenues

Cat.	Description	2025 Requested	2024 Budget	2024 Estimated	2023 Actuals
R10	Taxes - Sale	\$ -	\$ -	\$ -	\$ -
R15	Taxes - Property	\$ -	\$ -	\$ -	\$ -
R20	Licenses Permits & Fees	\$ -	\$ -	\$ -	\$ -
R30	Membership Fees	\$ 277,475	\$ 277,475	\$ -	\$ 249,995
R33	Rental Fees	\$ 154,450	\$ 154,450	\$ -	\$ 144,957
R36	Park Program Fees	\$ 156,000	\$ 155,500	\$ -	\$ 148,887
R40	Fines & Forfeitures	\$ -	\$ -	\$ -	\$ -
R50	Sale of Services	\$ 221,500	\$ 202,700	\$ -	\$ 193,925
R60	Miscellaneous Revenue	\$ 2,000	\$ 5,000	\$ -	\$ 32,112
R62	Intergovernmental Tsfrs	\$ 1,525,650	\$ 1,483,200	\$ -	\$ 1,721,270
R64	Reimbursement	\$ -	\$ -	\$ -	\$ -
R66	Sale of Equipment	\$ -	\$ 6,000	\$ -	\$ -
R70	Grant Revenue	\$ -	\$ -	\$ -	\$ 166,438
R74	Sponsorships	\$ 154,450	\$ 135,500	\$ -	\$ 107,184
R85	Interest Revenue	\$ -	\$ -	\$ -	\$ -
	Totals	\$ 2,491,525	\$ 2,419,825	\$ -	\$ 2,764,769

#### Expenses

Cat.	Description	2025 Requested	2024 Budget	2024 Estimated	2023 Actuals
E01	Personnel Expense	\$ 1,872,358	\$ 1,751,223	\$ -	\$ 1,783,179
E10	Building & Grounds Exp	\$ 759,366	\$ 865,665	\$ -	\$ 863,622
E20	Vehicle Expense	\$ 31,316	\$ 54,597	\$ -	\$ 45,524
E30	Supply Expense	\$ 97,300	\$ 74,900	\$ -	\$ 82,732
E40	Operations Expense	\$ 41,630	\$ 32,623	\$ -	\$ 34,226
E55	Professional Services	\$ 155,500	\$ 161,925	\$ -	\$ 168,369
E60	Miscellaneous Expense	\$ 26,000	\$ 18,105	\$ -	\$ 16,164
E62	Intergovernmental Tsfr	\$ -	\$ -	\$ -	\$ -
E68	Donation Expense	\$ -	\$ -	\$ -	\$ -
E70	Grant Expense	\$ -	\$ -	\$ -	\$ -
E72	Bond Expense	\$ 304,650	\$ 68,800	\$ -	\$ 70,090
E80	Capital Assets	\$ -	\$ 59,216	\$ -	\$ 1,015,285
E85	Interest Expense	\$ 37,221	\$ 10,346	\$ -	\$ 4,786
	Totals	\$ 3,325,341	\$ 3,097,400	\$ -	\$ 4,083,977



# City of Bryant, AR 2025 Budget Book

## Fire Department



Chief Brandon Futch, shown to the left  
Promoted from Assistant Chief to Chief in 2024 after Chief JP Jordan retired. Chief Futch has been with Bryant FD since 2002.

Executive Assistant  
Cindy Bell



Assistant Chief Tommy Hammond,  
Promoted from Fire Marshal Battalion Chief to Assistant Chief in 2024.

Battalion Chief A  
Brian Watson

Battalion Chief B  
Alan Cabe

Battalion C  
Mike McFarland

Fire Marshal Battalion Chief  
P.J. Cristler

Captain (4)

Captain (4)

Captain (4)

Training Officer  
David Slack

Engineer (5)

Engineer (5)

Engineer (5)

Firefighters (5)

Firefighters (5)

Firefighters (5)



**Mission:**  
 \*Reduce and prevent the loss of life and property damage through adequate, efficient, and timely response  
 \*Continue to strive for excellence by providing the highest quality of customer service through continued training and education  
 \*Provide timely and effective life and fire safety education throughout our community and schools  
 \*Adapt to the ever changing needs of our community  
 \*Adequately plan and have a vision for progressive growth of our Fire Department within the community

**2024 Accomplishments:**  
 1. Maintained ISO Rating of a 1  
 2. Placed our new 2023 Rosenbauer Rescue Pumper into Service  
 3. Administered Promotional Exams for 4 different ranks that resulted in the promotion of 6 of our personnel  
 4. Participated in a county wide Rescue Task Force training to better prepare our personnel for potential active shooter responses  
 5. Formed a committee to begin the process of purchasing our next Aerial Apparatus  
 6. Began the process of purchasing a 101' Rosenbauer King Cobra Aerial Apparatus that will replace our 2007 E-One Bronto 100' Aerial Apparatus (Lease Purchase payments to start in 2026)  
 7. Purchased 13 Zoll Automated External Defibrillators that will replace our current defibrillators that are over 10 years old  
 8. Proposed a potential land purchase for the department's future Station #4 (in proposed Amend 78)

**2025 Goals:**  
 1. Maintain ISO rating of 1  
 2. Complete the process of purchasing the 101' Rosenbauer King Cobra Aerial Apparatus  
 3. Update our Basic Life Support Protocols  
 4. Continue to prepare for future Advanced Life Support Response Capabilities  
 5. Improve the condition of our Apparatus fleet with the assistance of our in-house maintenance program  
 6. Continue to improve our training and hydrant testing programs which will help to solidify our ISO Class 1 rating for future ISO Evaluations  
 7. Transition to our new Reporting Software. We will be transitioning from Emergency Reporting to ESO.  
 8. Continue to plan for the addition of Bryant Fire Department Station #4

Fire Stations are located at:		2021	2022	2023	2024	2025
Fire Station 1 at 312 Roya Lane	FT Employees	50	50	50	50	50
Fire Station 2 at 1601 S. Reynolds						
Fire Station 3 at 2620 Northlake						



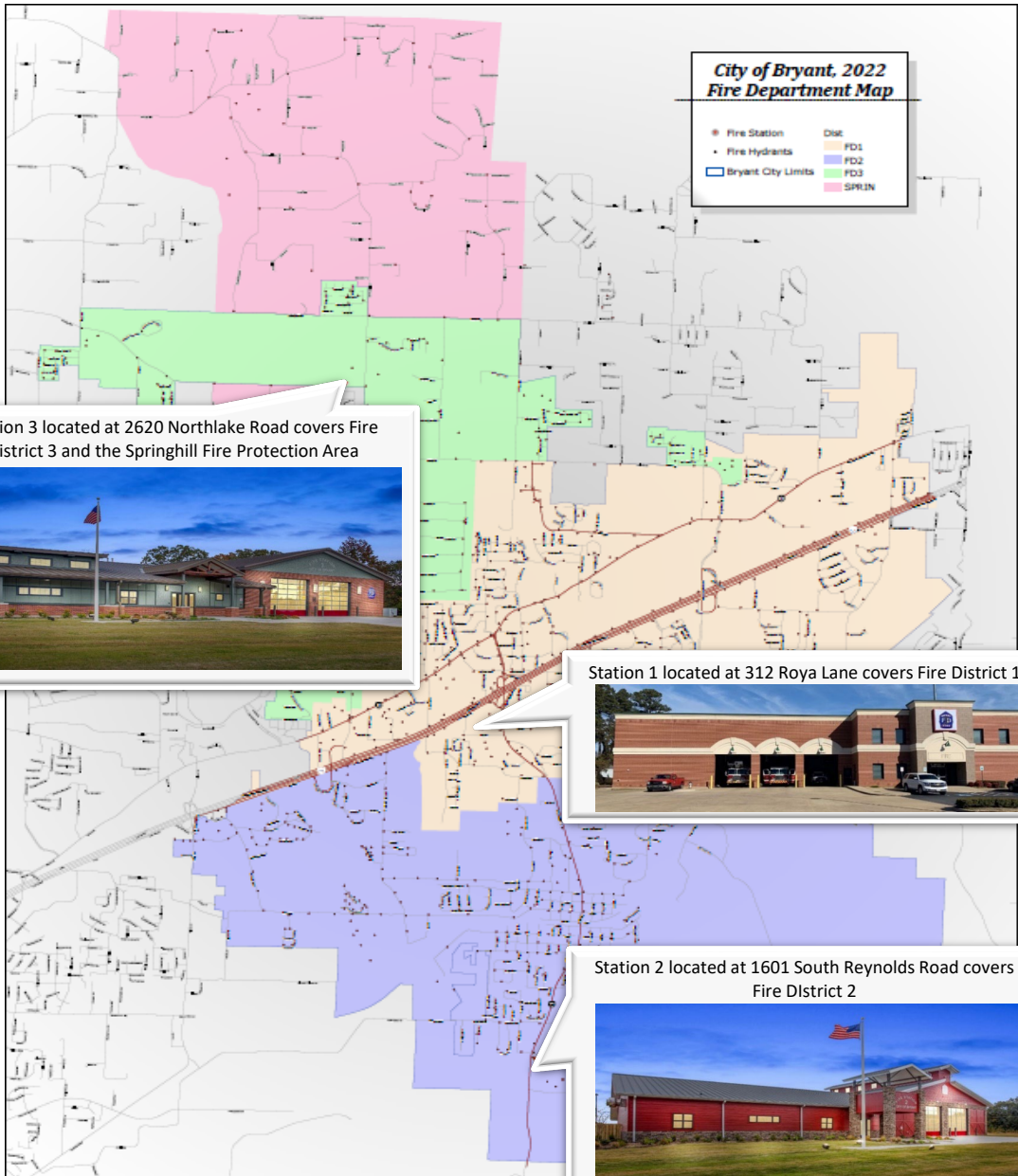
HAPPY Retirement!

## Chief JP Jordan

After 11 years of hard work and service to the City of Bryant, Chief Jordan retired in February 2024.



City of Bryant Fire Stations



Station 3 located at 2620 Northlake Road covers Fire District 3 and the Springhill Fire Protection Area

Station 1 located at 312 Roya Lane covers Fire District 1

Station 2 located at 1601 South Reynolds Road covers Fire District 2

## City of Bryant, AR 2025 Budget Book

<b>Fire</b>					
<b>Revenues</b>					
Cat.	Description	2025 Requested	2024 Budget	2024 Estimated	2023 Actuals
R10	Taxes - Sale	\$ -	\$ -	\$ -	\$ -
R15	Taxes - Property	\$ 55,700	\$ 55,700	\$ -	\$ 59,176
R20	Licenses Permits & Fees	\$ 1,500	\$ 1,500	\$ -	\$ 1,800
R30	Membership Fees	\$ -	\$ -	\$ -	\$ -
R33	Rental Fees	\$ 18,000	\$ 18,000	\$ -	\$ 21,910
R36	Park Program Fees	\$ -	\$ -	\$ -	\$ -
R40	Fines & Forfeitures	\$ -	\$ -	\$ -	\$ -
R50	Sale of Services	\$ -	\$ -	\$ -	\$ -
R60	Miscellaneous Revenue	\$ 250	\$ 250	\$ -	\$ 5,153
R62	Intergovernmental Tsfrs	\$ 4,237,888	\$ 4,120,000	\$ -	\$ 3,943,764
R64	Reimbursement	\$ -	\$ -	\$ -	\$ -
R66	Sale of Equipment	\$ 20,000	\$ 25,000	\$ -	\$ -
R68	Donation Revenue	\$ -	\$ -	\$ -	\$ -
R70	Grant Revenue	\$ -	\$ -	\$ -	\$ -
R74	Sponsorships	\$ -	\$ -	\$ -	\$ -
R85	Interest Revenue	\$ -	\$ -	\$ -	\$ -
<b>Totals</b>		<b>\$ 4,333,338</b>	<b>\$ 4,220,450</b>	<b>\$ -</b>	<b>\$ 4,031,803</b>

<b>Expenses</b>					
Cat.	Description	2025 Requested	2024 Budget	2024 Estimated	2023 Actuals
E01	Personnel Expense	\$ 5,231,245	\$ 5,034,162	\$ -	\$ 4,339,000
E10	Building & Grounds Exp	\$ 186,330	\$ 195,808	\$ -	\$ 203,312
E20	Vehicle Expense	\$ 164,677	\$ 144,311	\$ -	\$ 146,659
E30	Supply Expense	\$ 169,300	\$ 169,800	\$ -	\$ 235,763
E40	Operations Expense	\$ 16,000	\$ 14,000	\$ -	\$ 12,653
E55	Professional Services	\$ 1,000	\$ 1,000	\$ -	\$ 1,117
E60	Miscellaneous Expense	\$ 25,000	\$ 10,900	\$ -	\$ 26,849
E62	Intergovernmental Tsfr	\$ -	\$ -	\$ -	\$ -
E68	Donation Expense	\$ -	\$ -	\$ -	\$ -
E70	Grant Expense	\$ -	\$ -	\$ -	\$ -
E72	Bond Expense	\$ 228,746	\$ 174,000	\$ -	\$ 114,287
E80	Capital Assets	\$ -	\$ 3,107	\$ -	\$ 11,115
E85	Interest Expense	\$ 35,576	\$ 30,000	\$ -	\$ 49,121
<b>Totals</b>		<b>\$ 6,057,874</b>	<b>\$ 5,777,088</b>	<b>\$ -</b>	<b>\$ 5,139,876</b>

Note highlighted above is a large difference due to \$150K of Turn out gear being bought in 2023.

48/96 hour schedule would be based on 2920 hrs per year. Training Officer and Fire Marshal are 40 hour per week positions based on 2080 hrs per year & 0 hrs of normally scheduled Overtime.

Newly hired employees will start at either the certified or uncertified Firefighter position . To start at the certified Firefighter position the newly hired Firefighters must have IFSAC Firefighter I & II Certifications. Anytime an employee changes job positions they will start at 1st position for that Job Classification. An employee that maxes out in a position will be paid an annual bonus in the amount of \$50.00 per year starting the year after the employee maxes out in that position with a maximum bonus of \$1000.00.

# City of Bryant, AR 2025

## Budget Book

### Police Department - station at 312 Roya Lane



Police Chief Carl  
Minden Serving Since  
2019



Asst. Chief JW  
Plouch Serving  
Since 1998

Admin. CAPT J. Payte

Support CAPT S.  
Fullington

Patrol CAPT P. Tarvin

PSU SGT

Training SGT

CID LT

SRO LT (K9)

PTL LT X 4

PIO/Com Relations SGT

Warrants OFC X 1

CID SGT

SRO SGT

PTL SGT X 4

Res. OFC X 15 (unpaid)

Communcations  
Supervisor

OFC X 4

SRO OFC X 7  
(1K9)

PTL OFC X 20 (4 K9)

Administrative  
Assistant

Records Clerk  
Warrants X 6

**Mission Statement:** The mission of the Bryant Police Department is to work in harmony with all citizens of the community to create a safe and secure environment and to improve the quality of life for our residents with an emphasis on equality, fairness, integrity and professionalism.

**2024 Accomplishments:**

1. Completed the transfer of the City's 911/Dispatch services to Saline County General (pending discussions on 2025 payment for this)
2. 40 hours of annual training (minimal) per Officer. Increased use of force and de-escalation training.
3. Implemented new software (Vector Solutions) for policies, procedures, and scheduling.
4. Installed new flooring on first floor of the Police Department.

**2025 Goals:**

1. Purchase a new drone to replace the current aging drone fleet (planning to fund from Special Rev Funds, Grants or Donations)
2. Continue to increase training available to staff.
3. Update and upgrade the department's sky watch surveillance tower (planning to fund from Special Rev Funds, Grants or Donations)
4. Add four Patrol Officers (not currently funded in the 2025 budget)

CAPT = Captain	2021	2022	2023	2024	###
LT = Lieutenant					
SGT = Sergeant					
PTL = Patrol					
OFC = Officer					
SRO = School Resource Officer					
RES = Reserve Officer					
SAT = Strategic Accident Traffic Unit					
CID = Crimianal Investigation Division					
PIO = Public Information Officer					
PSU = Professional Standards Unit					
FT Employees	59	65.5	63.5	62	59

- PSU = Professional Standards Unit
- PIO = Public Information Officer
- CID = Crimianal Investigation Division
- SAT = Strategic Accident Traffic Unit
- RES = Reserve Officer
- SRO = School Resource Officer
- OFC = Officer
- PTL = Patrol
- SGT = Sergeant
- LT = Lieutenant
- CAPT = Captain



## City of Bryant, AR 2025 Budget Book

<b>Police</b>					
<b>Revenues</b>					
Cat.	Description	2025 Requested	2024 Budget	2024 Estimated	2023 Actuals
R10	Taxes - Sale	\$ -	\$ -	\$ -	\$ -
R15	Taxes - Property	\$ -	\$ -	\$ -	\$ -
R20	Licenses Permits & Fees	\$ -	\$ -	\$ -	\$ -
R30	Membership Fees	\$ -	\$ -	\$ -	\$ -
R33	Rental Fees	\$ -	\$ -	\$ -	\$ -
R36	Park Program Fees	\$ -	\$ -	\$ -	\$ -
R40	Fines & Forfeitures	\$ 780	\$ 780	\$ -	\$ 806
R50	Sale of Services	\$ -	\$ -	\$ -	\$ -
R60	Miscellaneous Revenue	\$ 5,000	\$ 82,339	\$ -	\$ 380,336
R62	Intergovernmental Tsfrs	\$ 1,695,155	\$ 1,648,000	\$ -	\$ 1,577,508
R64	Reimbursement	\$ 386,000	\$ 357,000	\$ -	\$ 350,158
R66	Sale of Equipment	\$ -	\$ 25,000	\$ -	\$ -
R68	Donation Revenue		\$ -		\$ 1,000
R70	Grant Revenue	\$ 26,700	\$ 29,200	\$ -	\$ 36,239
R74	Sponsorships	\$ -	\$ -	\$ -	\$ -
R85	Interest Revenue	\$ -	\$ -	\$ -	\$ -
	<b>Totals</b>	<b>\$ 2,113,635</b>	<b>\$ 2,142,319</b>	<b>\$ -</b>	<b>\$ 2,346,047</b>

<b>Expenses</b>					
Cat.	Description	2025 Requested	2024 Budget	2024 Estimated	2023 Actuals
E01	Personnel Expense	\$ 5,398,174	\$ 5,746,309	\$ -	\$ 5,092,962
E10	Building & Grounds Exp	\$ 155,951	\$ 176,109	\$ -	\$ 152,261
E20	Vehicle Expense	\$ 325,900	\$ 351,133	\$ -	\$ 336,466
E30	Supply Expense	\$ 60,000	\$ 60,209	\$ -	\$ 49,616
E40	Operations Expense	\$ 16,380	\$ 16,380	\$ -	\$ 11,552
E55	Professional Services	\$ 10,000	\$ 10,000	\$ -	\$ 6,099
E60	Miscellaneous Expense	\$ 63,002	\$ 101,121	\$ -	\$ 55,734
E62	Intergovernmental Tsfr	\$ -	\$ -	\$ -	\$ -
E64	Reimbursement	\$ -	\$ 5,000	\$ -	\$ 255,712
E70	Grant Expense	\$ 33,700	\$ 33,700	\$ -	\$ 19,533
E72	Bond Expense	\$ 111,325	\$ 750,293	\$ -	\$ 650,215
E80	Capital Assets	\$ 498,000	\$ 176,000	\$ -	\$ 1,054,051
E85	Interest Expense	\$ 98,664	\$ 98,664	\$ -	\$ 81,332
	<b>Totals</b>	<b>\$ 6,771,096</b>	<b>\$ 7,524,918</b>	<b>\$ -</b>	<b>\$ 7,765,532</b>

# City of Bryant, AR 2025 Budget Book

## Public Works Department

- Office at 7064 Cynamide Road

Public Works oversees the Street, Stormwater, Water and Wastewater functions of the City.



Administrative Assistant  
Amanda Roe

Public Works Director  
Tim Fournier  
Director beginning 4/27/21

Customer Service  
Supervisor  
Angela Shepard

Water and Wastewater  
Analyst  
Moriah Winkel

Inventory Manager  
Christina Call

NEW Streets/Stormwater  
General Manager

Senior Office  
Assistant  
Lesa Warner

Meter Tech  
Eric Ahart

Mechanic, Dylan  
Shepherd (note this  
position and the asst.  
is paid out of Admin  
but reports to the  
Street Superintendent)

NEW Water/Wastewater  
General Manager

Meter Tech  
Mindy Cox

Construction Project  
Coordinator, Joe Henry

Office Assistant  
Lejena Holt

Meter Tech  
Kayla Collins

Mechanic Assistant  
Christopher Runnells

Construction Project Coordinator,  
Daran Robertson

Office Assistant  
Tiffany Jones

Pumps & Controls  
Operator  
James Harris

Note: Bryce Rimmer manages the Pumps and Controls and Water Departments but Pumps and Controls does work for both Water and Wastewater and is paid from both sets of funds.

Mission Statement: Provide quality of life to residents by building and maintaining Public Works infrastructure to protect the health and welfare of the city residents, businesses, and visitors along with the environment. We will also provide superior customer service in a timely and efficient manner. The department works to provide these services, as well as to support economic growth and development, with the teamwork and trust of highly qualified and skilled personnel.

	2021	2022	2023	2024	2025
FT Employees	12	13	14	17	19



# City of Bryant, AR 2025 Budget Book

Certifications/Licenses							
Employee	Water Distribution	Water Treatment	Wastewater Operator	CDL	CSI & CISEC	IMSA I	IMSA II
Ken Gorden		Class II					
David Stephens	Grade 2		Class I	A			
Robert Green				B			
Tim Price			Class III	B			
Frankie Glover	Grade 2		Class III	A			
Bryce Rimmer	Class IV		Class I				
Josh Byrd	Class II		Class I				
Gregg Asher	Grade 4		Class IV				
Moriah Winkel	Grade 4						
Erik Colman			Class I				
Anthony Jones			Class I	B			
Steven Tallent			Class I				
Mathew Hawkins			Class I				
Jason Moore	Class IV		Class IV	A			
Brad Wilson	Class IV			A			
Mindy Cox					CSI		
Eric Ahart					CSI		
Kayla Collins					CSI		
Bradley Stapler					CSI		
Kevin Thornberry							
Nic Harris					CSI		
Austin Anders			Class III				
Justin Causey			Class II				
Dale Watkins			Class I	A			
Gary Smith			Class I	A			
Tim Fournier				A	CISEC	X	
Jamie Sledd				B			
David Baker				A			
Nicholas Mitchell				A			
Charlie Drake				B			
Chad Moseley				B			
Ryan Ayres				B		X	X
Donald Tarvin				A			
Christina Call				B			
Ben Wilson					CSI & CISEC		
Jay Stake					CSI & CISEC		
Troy Ellis					CSI & CISEC	X	

\*CSI stands for Certified Stormwater Inspector and CISEC for Certified Inspector for Sediment & Erosion Control

\* IMSA stands for International Municipal Signal Association

### 2024 Public Works Accomplishments:

1. Completed the Master Plans for Water, and Stormwater with 10 year scopes, see Appendices.
2. Continued CAO Project Improvements and loading Capacity limits on the Sanitary Sewer System.

### 2025 Public Works Goals:


1. Begin construction on the South Plain Water Tank using ARPA for Design and Bond for remaining.
2. Secure funding and a plan for Lift Station #5 project.
3. Complete a road Survey for rehab schedule

### 2024 Construction Project Coordination Accomplishments:

1. Began relocation of utility design for Hwy 5 widening project
2. Reviewed 18 pending projects as of 9/2024
3. Reviewed 61 Preliminary and final plat designs as of 9/2024
4. Subdivision infrastructure installation management



# Street and Stormwater Departments



Street and Stormwater  
Superintendent Troy Ellis

Stormwater Manager  
Ben Wilson

Construction Crew Field  
Supervisor  
Charles Drake

Right of Way Crew Field  
Supervisor  
David Baker

Signs & Signals  
Technician II  
Ryan Ayres

Stormwater Inspector  
Ken Gordon

Equipment Operator III  
Jamie Sledd

Equipment Operator II  
Chad Moseley

Sign & Signals I Nicholas  
Mitchell

Stormwater Inspector  
Jon Carter

Equipment Operator II  
Gene Grey

Equipment Operator III  
Donald Tarvin

Locate Technician  
Geoffrey Dozier

Stormwater Enforcement  
Jay Stake

Equipment Operator II  
Anthony Merrell

Equipment Operator I  
Josh Braden

Locate Technician  
Geoffrey Dozier

Equipment Operator II Brain  
George

Equipment Operator II  
Calvin Ray

Equipment Operator II  
XX?

CON Equipment Opt II VACANT

Equipment Operator I  
Robert Palas

Equipment Operator II  
VACANT

- 2024 Stormwater Accomplishments:
1. Completed Cambridge Phase II, Eastwood Sub Phase II, Oak Glenn Phase I, Horizon, and Boswell Rd ROW Bridge Sediment Removal
  2. Completed full designs for Stillman Loop Phases I, II, and III, and Lacrosse and Stivers as well.
  3. Completed Full CDMP (Garver Phase I & II)
  4. Continuance of the Stormwater Feasibility Study and updated Stormwater Mgn Plan (received ADEQ Approval)

- 2025 Stormwater Goals:
1. Start and complete construction for Stillman Loop Phases I, II and III, Lacrosse and Stivers (Budgeted with ARPA and the 515 funds)
  2. Complete the Feasibility Study
  3. Tributary Mapping for Cox Canal
  4. Update Stormwater Mgn Ordinance 2019-32 (5 year update)

- 2024 Street Accomplishments:
1. Completed Bryant Parkway!
  2. Subgrade and overlay portion of Springhill rd. (in house)
  3. Obtained ownership with updates for Hwy 5 & Hwy 183, Hwy 5 & Springhill intersections
  4. Completed 2024 portion of the city wide RRFB (Rectangular Rapid Flashing Beacons) Installs
  5. Implemented Phase I of MUTCD (Manual for Uniform Traffic Control Devices) Approved Radar Signs
  6. Completed installation of AXIS PTZ (Position Tilt Zone Cameras) System
  7. Installation of safety RPM (Raised Pavement Markers) 's on Springhill
  8. Completion of Thermo-Striping on Bryant Parkway, Springhill Rd., Bryant Ave, Commerce, Office Park Dr. Horizon, Broadway, Harvest, Market, Carmichael, Wilkerson
  9. Started city wide sidewalk repair (damaged, missing or ADA non compliant)

# City of Bryant, AR 2025 Budget Book

## 2025 Street Goals:

1. Complete RFQ for Street Planning, Construction, scheduling ROW acquisition (Budgeted under Prof Services Engineering in fund 080)
2. Install & Implement Phase II of MUTCD Approved Radar Signs (Signs purchased with 2024 budget)
3. Install 2025 Portion of city wide RRFB (Systems purchased with 2024 budget, installed in house)
4. Continue city wide sidewalk repair (in house under the Materials and Maintenance budget line in fund 080)

	2021	2022	2023	2024	2025
FT Employees Street	13	13.5	18	17.5	18.5
FT Employees Stormwater	3	3.5	4	4.5	4.5

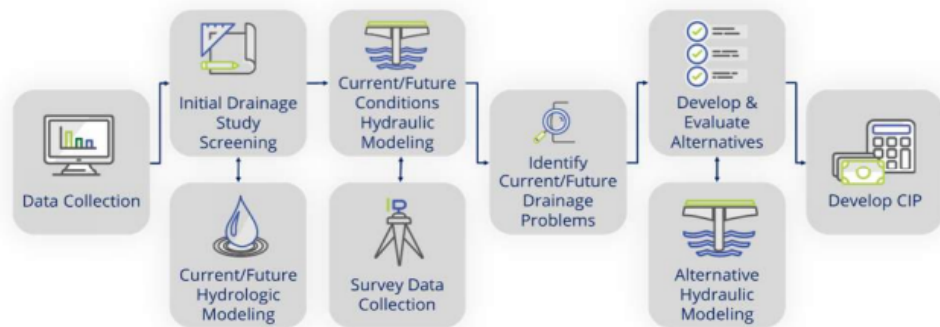
## Bryant Drainage Master Plan

### Garver Citywide Master Drainage Plan Update

October 25, 2022

#### Citywide Drainage Master Plan

- Overview of Scope and Purpose of Study



- Current Status
  - Finalizing Citywide Drainage Study Screening – Moving toward Phase 2
  - Developing and evaluating alternatives for Boone Road area and Oak Glenn Subdivision
- Schedule
  - Phase 1 – Estimated Completion of November 2022
  - Phase 2 – Estimated to begin February 2023

Phase 2 began in January 2023 and is in

## City of Bryant, AR 2025 Budget Book

<b>Street</b>					
<b>Revenues</b>					
Cat.	Description	2025 Requested	2024 Budget	2024 Act Thur 10/8	2023 Actuals
R10	Taxes - Sale	\$ -	\$ -	\$ 21,363	\$ 410,755
R15	Taxes - Property	\$ 2,174,000	\$ 1,824,000	\$ 1,672,457	\$ 1,955,628
R20	Licenses Permits & Fees		\$ -		\$ -
R30	Membership Fees		\$ -		\$ -
R33	Rental Fees		\$ -		\$ -
R36	Park Program Fees		\$ -		\$ -
R40	Fines & Forfeitures		\$ -		\$ -
R50	Sale of Services		\$ -		\$ -
R60	Miscellaneous Revenue	\$ 1,500	\$ 1,500	\$ 169,779	\$ 262,279
R62	Intergovernmental Tsfrs	\$ 2,034,860	\$ 1,977,600	\$ 1,483,200	\$ 1,893,000
R64	Reimbursement		\$ -		\$ -
R66	Sale of Equipment		\$ -		\$ -
R70	Grant Revenue		\$ -		\$ -
R74	Sponsorships		\$ -		\$ -
R85	Interest Revenue		\$ 775		\$ -
<b>Totals</b>		<b>\$ 4,210,360</b>	<b>\$ 3,803,875</b>	<b>\$ 3,346,799</b>	<b>\$ 4,521,662</b>

<b>Expenses</b>					
Cat.	Description	2025 Requested	2024 Budget	2024 Act Thur 9/18	2023 Actuals
E01	Personnel Expense	\$ 1,745,389	\$ 1,490,047	\$ 1,172,840	\$ 1,238,243
E10	Building & Grounds Exp	\$ 229,712	\$ 246,757	\$ 154,732	\$ 207,773
E20	Vehicle Expense	\$ 250,477	\$ 282,323	\$ 169,618	\$ 213,571
E30	Supply Expense	\$ 473,996	\$ 496,721	\$ 197,499	\$ 304,324
E40	Operations Expense	\$ 96,000	\$ 327,200	\$ 54,495	\$ 72,423
E55	Professional Services	\$ 493,500	\$ 714,112	\$ 311,348	\$ 218,503
E60	Miscellaneous Expense	\$ 24,776	\$ 57,465	\$ 23,573	\$ 60,648
E62	Intergovernmental Tsfr		\$ -		\$ -
E70	Grant Expense		\$ -		\$ -
E80	Capital Assets	\$ 250,017	\$ 578,102	\$ 1,824,498	\$ 2,052,854
E85	Interest Expense		\$ -		\$ -
E90	Construction Project - Hilltop	\$ -	\$ 538,567	\$ 117,233	\$ 681,783
<b>Totals</b>		<b>\$ 3,563,867</b>	<b>\$ 4,731,294</b>	<b>\$ 4,025,836</b>	<b>\$ 5,050,122</b>
		<b>\$ 646,493</b>	<b>\$ (927,419)</b>	<b>\$ (679,037)</b>	<b>\$ (528,460)</b>

Curently (9/18/24) Street's management would like to replace the following nine capital assets. However, the Street's savings have dropped below recommended levels so we do not feel like the city should buy these pieces of equipment outright. They could finance them over five years in two batches. The four highlighted items (\$1,002,000) are the most important to the daily operations and we'd like to explore financing their purchase in 2025. The other six (\$990,000) we'd consider starting to finance over five years in 2026. Street's at this time could only afford to do this plan if changes are made by Council to the current structure of the Stormwater costs/operations in conjunction with Council's review of the Stormwater Feasibility Study.

Year	Make	Model	VIN/SN:	2025	Estimated Cost
2002	16' Trail King		46	Replace	\$30,000.00
2006	Sakai Roller		VSV15-30172	Replace	\$100,000.00
2007	Mack	Granite C713	9292	Replace	\$212,000.00
2012	Freightliner		803		\$260,000.00
2015	Freightliner	Pac Mac Grapple Truck	995	Replace	\$235,000.00
2016	John Deere	6110M Boom Mower	434	Replace	\$190,000.00
2017	Caterpillar	308	1	Replace	\$200,000.00
2018	Kenworth	T880	0	Replace	\$300,000.00
2018	Makita	Pipe Hunter	95	Replace	\$100,000.00
2018	Caterpillar	314 F Wheel Excavator	FB401015	Replace	\$365,000.00
				<b>\$1,002,000.00</b>	<b>\$990,000.00</b>

## City of Bryant, AR 2025 Budget Book

<b>Stormwater</b>					
<b>Revenues</b>					
Cat.	Description	2025 Requested	2024 Budget	2024 Estimated	2023 Actuals
R10	Taxes - Sale	\$ -	\$ -	\$ -	\$ -
R15	Taxes - Property	\$ -	\$ -	\$ -	\$ -
R20	Licenses Permits & Fees	\$ -	\$ -	\$ -	\$ -
R30	Membership Fees	\$ -	\$ -	\$ -	\$ -
R33	Rental Fees	\$ -	\$ -	\$ -	\$ -
R36	Park Program Fees	\$ -	\$ -	\$ -	\$ -
R40	Fines & Forfeitures	\$ -	\$ -	\$ -	\$ -
R50	Sale of Services	\$ -	\$ -	\$ -	\$ -
R60	Miscellaneous Revenue	\$ -	\$ -	\$ -	\$ -
R62	Intergovernmental Tsfrs	\$ -	\$ -	\$ -	\$ -
R64	Reimbursement	\$ -	\$ -	\$ -	\$ -
R66	Sale of Equipment	\$ -	\$ -	\$ -	\$ -
R70	Grant Revenue	\$ -	\$ -	\$ -	\$ -
R74	Sponsorships	\$ -	\$ -	\$ -	\$ -
R85	Interest Revenue	\$ -	\$ -	\$ -	\$ -
<b>Totals</b>		<b>\$ -</b>	<b>\$ -</b>	<b>\$ -</b>	<b>\$ -</b>

NOTE: All revenues derived from the current Stormwater charge are expended on Capital not operational needs.

<b>Expenses</b>					
Cat.	Description	2025 Requested	2024 Budget	2024 Estimated	2023 Actuals
E01	Personnel Expense	\$ 524,871	\$ 469,569		\$ 363,954
E10	Building & Grounds Exp	\$ 4,512	\$ 4,512		\$ 4,421
E20	Vehicle Expense	\$ 27,020	\$ 39,335		\$ 29,350
E30	Supply Expense	\$ 25,400	\$ 25,758		\$ 12,514
E40	Operations Expense	\$ 13,200	\$ 9,200		\$ 6,454
E55	Professional Services	\$ 41,000	\$ 192,560		\$ 88,934
E60	Miscellaneous Expense				
E62	Intergovernmental Tsfr				
E68	Donation Expense				
E70	Grant Expense				
E72	Bond Expense				
E80	Capital Assets	\$ 1	\$ 1,051,097		\$ 149,480
E85	Interest Expense				
<b>Totals</b>		<b>\$ 636,004</b>	<b>\$ 1,792,031</b>	<b>\$ -</b>	<b>\$ 655,106</b>

515-0140-4567 Storm Fees	20000
515-0140-4568 Storm Res	258000
515-0140-4569 Storm Bus	46800

# City of Bryant, AR 2025 Budget Book

## Historical Review of 515 Stormwater Capital Enterprise Fund and ARPA Funding

Out of 515 Stormwater Capital Fund										
Vendors/Engineers	Encumbered as of 10/16/24 in 515 Fund	Spent in 2017	Spent in 2018	Spent in 2019	Spent in 2020	Spent in 2021	Spent in 2022	Spent in 2023	Spent thru 10/15/2024	Total since 2017
5808 Vehicles and Equipment		68,101	29,000							97,101
Master plan Feasibility Study	R/N/Garver	28,096						148,968	104,170	253,139
August Cove		164,991					52,445			217,437
Bame to White Blossom				11,250	750					12,000
Boone estimated at \$600,000										0
Bridgeport				45,455						45,455
Cambridge (ARPA \$500K moved here)	D&D Homes	6,500							483,449	489,949
Carrywood /Raintree Acres Proj 2.6.8	Garver, Garnat, Scurlock, Jcon, LR WinWater			3,638	39,088	160,056		126,972		329,754
Debswood	JcCon					5,900				5,900
Dogwood	Redstone			73,849	4,290			342,704		420,843
Eastwood	Redstone	10,853							193,433	193,433
Hanover/Other/Span Rd.	Gene Summers					71,997				71,997
Henson/Ozark	Redstone, McC, Jcon, Scurlock			10,578	64,459	15,531				90,568
Hidden Creek	McC				8,156					8,156
Hilltop/Springhill Intersection	Redstone, Garnat, Pinnacle				5,300	13,176	300,924			319,400
Jon Drive	Conso Pipe		12,370							12,370
Lacross		39,016							10,984	10,984
Lexington			18,030	5,971						24,001
Mills Park Rd	McC				21,721	71,258				92,979
Monticello			1,415	147,759						149,174
Northlake (ARPA \$1.1Mil)	Township				3,900	19,900		1,100,000		1,123,800
Oak Glenn/Coral Tree/Rogers/Span	Granite, Dc	8,850				3,562			34,882	38,444
Pleasant Point Phase 2										0
Raintree (ARPA \$550K)	Garnat, Cisneros							496,999		496,999
Richland park		210,500	5,202							215,702
Robinwood	McC				134,326					134,326
Rogers includes \$5K easement	R. Val	5,000							29,233	29,233
Stillman Loop	McC, Garni	49,306		9,557	7,000				36,400	52,957
Stivers		57,942							22,058	22,058
StoneyBrook			8,360	2,776						11,136
Target Parking Lot				17,289						17,289
Trench Boxes/Stock		18,831							28,395	28,395
Westpoint/Hensley				6,300	26,783					33,083
Woodland Park					8,313					8,313
Timbercreek					66,533					66,533
<b>Totals</b>		<b>217,894</b>	<b>450,092</b>	<b>74,377</b>	<b>334,422</b>	<b>390,620</b>	<b>361,379</b>	<b>353,369</b>	<b>2,215,643</b>	<b>943,004</b>
		<b>2,540,233</b>							<b>(17,458,70)</b>	
		2016	2017	2018	2019	2020	2021	2022	2023	2024
500-0140-4567 SW In Lieu		1,500	46,565	6,500	91,587	2,800	22,730	25,825	27,467	16,400
500-0140-4568 SW Residential		138,822	243,075	248,889	246,249	244,159	243,213	241,964	248,713	216,831
500-0140-4569 SW Business		17,130	32,500	32,412	42,018	44,366	44,850	45,107	46,615	39,386
515-0140-4850 SW Int		14	91	60	141	297	72	59	0	0
@		157,466	322,231	287,861	379,995	291,622	310,865	312,955	322,795	272,617
500-0140-5622 SW Transfer		132,865	344,277	264,515	379,308	291,246	309,041	332,276	0	2,053,528
@		24,601	(22,046)	23,346	687	375	1,824	(19,321)	322,795	272,617
515-0140-1000 just deposits		135,341	344,368	264,575	879,449	294,387	309,113	463,013	1,668,523	1,144,881
@		(2,476)	(91)	(60)	(500,141)	(3,141)	(72)	(130,738)	(1,668,523)	(1,144,881)
							(A)	(B)	(C)	
Extras from GF. ARPA. Grants Etc.					500,000			322,071	1,668,523	300,000
515-0140-5816 Infrastructure		0	381,992	45,377	334,422	390,620	361,379	353,369	2,215,643	943,004
515-0140-5808 Vehicles/Equip		0	68,101	29,000						97,101
Total Capital Spend		0	450,092	74,377	334,422	390,620	361,379	353,369	2,215,643	943,004
		157,466	29,605	243,102	767,212	683,248	616,745	905,832	690,211	1,184,120
Cash 1000		135,341	29,617	221,640	782,247	667,259	624,175	914,536	709,626	1,113,112
@		22,125	(12)	21,462	(15,035)	15,989	(7,431)	(8,704)	(19,415)	71,008
080-0140- Revenues					500,000					500,000
080-0140 Totals		199,870	195,485	233,631	236,053	320,431	298,278	505,626		1,989,375
080-0140 Capital included in Totals		0	0	20,589	6,625	0	0	0		27,214
080-0140-5571 Engineering included in Tc		53,207	39,629	18,521	0	44,380	40,566	88,934		285,237

Historically double the 515 amounts shown above were typically spent on these projects because another half was spent out of the Street Fund as these projects are in the Street Right of way.

Reported to Fed 3/: Left to Report Or Change				
Reported on SEFA 2023	Northlake	1,100,000	1,100,000	0
	Raintree	190,130	494,534	(55,466)
	Cambridge	6,870	272,922	(227,078)
ARPA Expended	1,100,000	Northlake		
	190,129	Raintree	300,000	(B) State Grant too in 2023 expenses
	183,449	Cambridge	300,000	(C) State Grant too in 2024 expenses
		Springhill	300,000	(A) State Grant in 2022 expenses
Sept 2024 Council approval pending	870,590	Stillman I, II and III not to exceed	300,000	Applied for at 8/27/24
	<u>2,344,168</u>			
Oct 2024 Council approval pending	500,000	LS#20 Force Main		
Oct 2024 Council approval pending	1,000,000	LS#5 NRD plus		
Oct 2024 Council approval pending	500,000	South Plain Water Tank		
	<u>2,000,000</u>			

# City of Bryant, AR 2025 Budget Book

## Enterprise Funds

The City has a major Enterprise Fund called the Utility Revenue Fund shown as number 500. This fund started out housing the collections of the water payments on the utility bills; however, wastewater funds are collected through this fund as well. Any Enterprise Fund revenues are collected through this fund and then distributed out to their separate funds via transfers. This began changing with a General Ledger Software Conversion in 2022. Going into 2023 it is planned for all of Water's revenues and expenses to be housed in Fund 500 and all of Wastewater's related revenues and expenses to be housed in Fund 510.

The water expenses are derived from the treatment and distribution of water to approximately 9000 customers. The Water department received its water from the Central Arkansas Water Authority in Little Rock, Arkansas. The expense to pay for the water is listed under the supplies category.

In 2016 the City added a new enterprise fund 515 for Stormwater capital costs. The city collects on the Utility bills \$3.00 from all residential customers and \$6.00 from all commercial customers to help fund capital projects associated with stormwater issues. Because many Stormwater issues are related and in Streets the Stormwater Personnel and related operating costs continue to be paid out of the Street Fund, see those related pages in this Budget Book for a complete picture of Stormwater issues.

The Water and Wastewater Divisions had Twenty Year Master Plans completed by Crist Engineering in 2008. New master plans are scheduled to be completed in 2024. The Public Works and Finance Directors have been reviewing these documents for possible inclusion into this document as Appendices. We would like to have all the future plan documents in one place for easy reference. However, first we want to review these documents to see how our current 2024 outlook lines up with the estimates and projections and completion schedules within these documents.

Over the past couple of years our Public Works Department has been striving to move from using all contractors to doing some work "in house." The City has attempted to hire additional employees to do this work. See below a list of "in house" projects planned for the 2024 year.

### Street/Stormwater

Lacrosse and Stivers Drainage Improvements

Install 2025 Portion of the City Wide RRFB

Install & Implement Phase II of MUTCD Approved Radar Signs

Continue City Wide Sidewalk Repair of damaged, missing or non ADA Compliant

### Wastewater

+7000' Pipe Bursting – Basin 1,6, unmonitored

(unmonitored basin is a basin that was not assigned a number)

4 Manhole replacements – Basin 1, unmonitored

18" Springhill Gravity Line Upsize/Relocation

Lea Circle and gravity sewer relocation– ANRC funding obtained

Lift Station 5 upgrade/rebuild – parallel Force Main

# Water Department



Water Superintendent  
Bryce J. Rimmer

Field Supervisor  
Josh Byrd

Utility Worker II  
Bradley Stapler

Equipment Operator  
John Boyette

Utility Worker I Kevin  
Thornberry

Equipment Operator  
Brad Wilson

Utility Worker I  
Nic Harris

Equipment Operator James Moore

Pumps & Controls  
Operator NEW  
Requested

2024 Water Accomplishments:  
 1. Completed the Water Master Plan  
 2. Began the Rate and Impact Fee Studies  
 3. Completed the Lead/Cooper Service Line Database

2025 Water Goals:  
 1. Complete fire deficiency tie ins per the master plan  
 2. South Pressure Plain Tank Project  
 3. North Tank Repairs

	2021	2022	2023	2024	2025
FT Employees	7	7	7	7	7



# City of Bryant, AR 2025 Budget Book

## Wastewater Department

- The Wastewater Plant is located at 7064 Cynamide Drive

The Water and Wastewater Committee (WSAC) meets on the first Tuesday of each month at 6:00 pm.



Wastewater  
Superintendent  
Frankie Glover

Wastewater Treatment  
Plant Manager  
Gregg Asher

Field Supervisor  
Open Position

Chief Plant Operator Vacant

PW Equip  
Operator  
Tim  
Price

Maintenance  
Utility Worker  
II Anthony  
Jones

Maintenance  
Utility Worker  
II Erik Coleman

Wastewater  
Operator  
Austin Remsing

Wastewater  
Treatment  
Operator Gary  
Smith

Maintenance  
Utility Worker II  
Jose Tobias

Repair Utility  
Worker II  
Matt Hawkins

Maintenance  
Utility Worker I  
Dylan  
Mitchell

Wastewater  
Operator Dale  
Watkins

Wastewater  
Lab Tech.  
Justin Causey

Maintenance  
Utility Worker I  
Dave  
Stephens

Util Worker I  
Robert Green

Utility Worker II

Wastewater  
Operator  
Quinton Jones

Wastewater  
Operator  
Vacant

Maintenance  
Utility Worker I  
Steven Tallent

Maintenance  
Utility Worker I  
Austin  
Tallent

Utility Worker II

Utility Worker I

2024 Wastewater Accomplishments:

1. Completed blower install and new air line header for 1 MGD Treatment facility
2. Replaced motor for aerator in eq basin
3. Completed sample collection profile for Wastewater Master Plan.
4. Repaired/replaced Lift Station 21 and 22
5. Began Rate Study
6. Secured Lea Circle Funding via ANRC

2025 Wastewater Goals:

1. Continue pipe bursting
2. Lift Station #5 and Parallel Force Main
3. Springhill Gravity Line Construction
4. Repair/Replace Booster Pump Station PRV and Controls and Chlorinator and Lift Stations 4, 8, 18, 19, 24, and 29

	2021	2022	2023	2024	2025
FT Employees	14	21	20	20	23

## City of Bryant, AR 2025 Budget Book

<b>Water</b>					
<b>Revenues</b>					
Cat.	Description	2025 Requested	2024 Budget	2024 Estimated	2023 Actuals
R10	Taxes - Sale		\$ -		\$ -
R15	Taxes - Property		\$ -		\$ -
R20	Licenses Permits & Fees		\$ -		\$ -
R30	Membership Fees		\$ -		\$ -
R33	Rental Fees		\$ -		\$ -
R36	Park Program Fees		\$ -		\$ -
R40	Fines & Forfeitures		\$ -		\$ -
R50	Sale of Services	\$ 4,638,785	\$ 5,196,985		\$ 4,675,160
R60	Miscellaneous Revenue	\$ 5,000	\$ 2,325		\$ 26,872
R62	Intergovernmental Tsfrs	\$ 724,500	\$ 215,000		\$ 1,675,421
R64	Reimbursement	\$ 50,000	\$ 100,000		\$ 232,531
R66	Sale of Equipment		\$ -		\$ -
R70	Grant Revenue		\$ -		\$ -
R74	Sponsorships		\$ -		\$ -
R85	Interest Revenue		\$ -		\$ -
	<b>Totals</b>	<b>\$ 5,418,285</b>	<b>\$ 5,514,310</b>	<b>\$ -</b>	<b>\$ 6,609,985</b>

<b>Expenses</b>					
Cat.	Description	2025 Requested	2024 Budget	2024 Estimated	2023 Actuals
E01	Personnel Expense	\$ 1,628,392	\$ 1,374,972		\$ 1,250,157
E10	Building & Grounds Exp	\$ 137,049	\$ 114,131		\$ 94,004
E20	Vehicle Expense	\$ 113,781	\$ 111,500		\$ 100,207
E30	Supply Expense	\$ 1,607,500	\$ 1,604,525		\$ 1,427,503
E40	Operations Expense	\$ 503,200	\$ 531,500		\$ 473,739
E55	Professional Services	\$ 287,650	\$ 404,450		\$ 92,461
E60	Miscellaneous Expense	\$ 36,534	\$ 64,500		\$ 82,617
E62	Intergovernmental Tsfr	\$ 187,500	\$ 216,150		\$ 210,643
E68	Donation Expense	\$ -	\$ -		\$ -
E70	Grant Expense	\$ -	\$ -		\$ -
E72	Bond Expense	\$ 43,002	\$ 43,002		\$ 41,329
E80	<b>Capital Assets</b>	<b>\$ 832,001</b>	\$ 789,088		\$ 773,735
E85	Interest Expense	\$ 67,455	\$ 75,347		\$ 75,271
E90	Construction Projects	\$ -	\$ -		\$ -
	<b>Totals</b>	<b>\$ 5,444,064</b>	<b>\$ 5,329,165</b>	<b>\$ -</b>	<b>\$ 4,621,667</b>

Capital above consists of:	Depreciation Placeholder of	487,000	
	Capital Infrastructure - Aiport Rd. FF	180,000	
	Capital Infrastructure - Rogers Project	50,000	
	Capital Infrastructure - Hwy 5	50,000	
	South Plain Placeholder	1	
	Capital Vehicles 9*\$33K Financed	65,000	
	<b>Total</b>	<b>832,001</b>	

## City of Bryant, AR 2025 Budget Book

<b>Wastewater</b>					
<b>Revenues</b>					
Cat.	Description	2025 Requested	2024 Budget	2024 Estimated	2023 Actuals
R10	Taxes - Sale				
R15	Taxes - Property				
R20	Licenses Permits & Fees				
R30	Membership Fees				
R33	Rental Fees				
R36	Park Program Fees				
R40	Fines & Forfeitures				
R50	Sale of Services	\$ 5,790,000	\$ 5,500,000		\$ 5,772,065
R60	Miscellaneous Revenue	\$ 53,675	\$ 60,475		\$ 8,810
R62	Intergovernmental Tsfrs	\$ 1,069,500	\$ 858,000		\$ 273,826
R64	Reimbursement	\$ 50,000	\$ -		\$ 106,987
R66	Sale of Equipment				
R70	Grant Revenue				
R74	Sponsorships				
R85	Interest Revenue				
	<b>Totals</b>	<b>\$ 6,963,175</b>	<b>\$ 6,418,475</b>	<b>\$ -</b>	<b>\$ 6,161,688</b>

<b>Expenses</b>					
Cat.	Description	2025 Requested	2024 Budget	2024 Estimated	2023 Actuals
E01	Personnel Expense	\$ 2,460,447	\$ 2,130,631		\$ 1,902,025
E10	Building & Grounds Exp	\$ 716,323	\$ 750,843		\$ 575,861
E20	Vehicle Expense	\$ 253,769	\$ 228,320		\$ 217,255
E30	Supply Expense	\$ 870,000	\$ 738,780		\$ 473,329
E40	Operations Expense	\$ 89,200	\$ 79,000		\$ 61,488
E55	Professional Services	\$ 245,150	\$ 192,257		\$ 215,124
E60	Miscellaneous Expense	\$ 49,534	\$ 78,740		\$ 67,287
E62	Intergovernmental Tsfr	\$ 339,500	\$ 325,000		\$ 290,810
E68	Donation Expense				
E70	Grant Expense				
E72	Bond Expense	\$ 67,001	\$ 67,001		\$ 55,739
E80	<b>Capital Assets</b>	<b>\$ 1,813,015</b>	\$ 1,089,329		\$ 1,181,892
E85	Interest Expense	\$ 89,915	\$ 95,000		\$ (8,946)
E90	Construction Projects				
	<b>Totals</b>	<b>\$ 6,993,854</b>	<b>\$ 5,774,901</b>	<b>\$ -</b>	<b>\$ 5,031,865</b>

# City of Bryant, AR 2025 Budget Book

Func Dept	Account	Account Description	2025 Requested	2024 Budget	2024 Estimated	2023 Actuals	
5	200	4100	Designated Tax - AC	664,760.00	659,200.00	440,401.08	647,096.25
5	400	4100	Designated Tax - Park	664,760.00	659,200.00	440,401.08	647,096.25
5	500	4100	Designated Tax - Fire	1,661,900.00	1,648,000.00	1,101,002.71	1,617,740.60
5	600	4100	Designated Tax - Police	1,661,900.00	1,648,000.00	1,101,002.71	1,617,740.60
5	800	4100	Designated Tax - Street	1,994,280.00	1,977,600.00	1,321,203.27	1,941,288.68
2	100	4105	One Cent Sales Tax	6,647,600.00	6,592,000.00	4,404,010.85	6,470,962.38
45	400	4110	Park 1/8 Sales Tax	830,950.00	824,000.00	550,501.35	808,870.30
55	500	4120	Fire 3/8 Sales Tax	2,492,850.00	2,472,000.00	1,651,504.08	2,426,610.85
51	500	4150	State Turnback	28,000.00	28,000.00	29,538.41	32,662.74
550	900	4259	Impact Fees	35,000.00	35,000.00	36,296.00	59,055.00
555	950	4259	Impact Fees	50,000.00	50,000.00	46,850.00	98,015.00
62	600	4402	Act 988 of 1991 Revenue	12,000.00	12,000.00	6,205.22	3,653.29
30	300	4404	Act 1256 Civil Division	71,250.00	71,250.00	16,790.00	15,430.00
30	300	4406	Act 1256 District Court Rev	330,000.00	330,000.00	242,910.95	241,722.77
31	300	4408	Act 1809 of 2001 Revenue	36,000.00	36,000.00	32,978.00	31,822.50
61	600	4410	Admin of Justice Revenue	15,000.00	15,000.00	12,083.76	16,111.68
68	600	4418	Drug Seizure Revenue	2,500.00	2,500.00	18,294.00	3,346.50
3	100	4502	AT&T / SW Bell Franchise Fee	80,000.00	80,000.00	25,516.58	47,659.83
3	100	4506	Centerpoint Energy Franchise Fee	250,000.00	250,000.00	188,319.27	317,209.14
3	100	4508	Fidelity Franchise Fee	15,000.00	15,000.00	10,352.60	17,031.12
3	100	4510	Comcast Cable Franchise Fee	75,000.00	75,000.00	46,376.00	68,015.53
3	100	4526	Entergy Franchise Fee	606,000.00	600,000.00	477,253.88	717,135.75
3	100	4528	First Electric Franchise Fee	300,000.00	300,000.00	277,198.12	409,004.57
620	950	4546	Infrastructure Fee	1,980,000.00	1,884,000.00	1,424,870.65	314,455.00
3	100	4564	Windstream Franchise Fee	15,000.00	15,000.00	11,858.57	12,976.39
604	0	4600	Miscellaneous Revenues	0.00	0.00	0.00	-69,513.94
114	100	4610	Loan Proceeds	3,390,310.00	3,296,000.00	2,202,005.43	3,235,481.20
183	800	4610	Loan Proceeds	0.00	0.00	0.00	586,490.00
188	800	4610	Loan Proceeds	0.00	461.00	0.00	9,948,051.01
110	100	4623	Xfer from Other Fund	30,000.00	30,000.00	22,816.95	35,743.53
114	0	4623	Xfer from Other Fund	0.00	0.00	0.00	5,304.53
604	0	4623	Xfer from Other Fund	50,000.00	50,000.00	156,170.88	256,822.68
606	900	4623	Xfer from Other Fund	0.00	0.00	0.00	11,566.28
525	950	4625	Xfer from Water	477,000.00	491,150.00	343,842.84	501,452.37
182	800	4627	Xfer from Other	554,877.00	521,877.00	383,560.45	249,996.95
185	800	4627	Xfer from Other	636,444.00	636,444.00	416,261.63	652,137.56
20	200	4680	Donation Revenue Ord 2011-24	2,500.00	2,500.00	0.00	16,452.00
7	100	4850	Interest Revenue	0.00	0.00	2,557.64	51,580.09
66	600	4850	Interest Revenue	0.00	0.00	0.00	1.21
68	600	4850	Interest Revenue	0.00	0.00	0.00	0.97
113	100	4850	Interest Revenue	30,000.00	30,000.00	25,888.70	35,743.53
114	400	4850	Interest Revenue	50,000.00	50,000.00	44,132.76	68,667.27
182	800	4850	Interest Revenue	5,000.00	0.00	5,481.74	1,312.76
183	800	4850	Interest Revenue	22,000.00	22,000.00	20,829.10	15,422.83
185	800	4850	Interest Revenue	5,000.00	5,000.00	5,947.55	9,266.64
186	800	4850	Interest Revenue	10,000.00	10,000.00	11,501.58	15,646.78
188	800	4850	Interest Revenue	0.00	0.00	196,202.40	238,756.86
604	0	4850	Interest Revenue	2,000.00	2,000.00	396.47	3,750.33
606	0	4850	Interest Revenue	0.00	0.00	10,107.87	12,703.20
7	100	4855	Gain on Investment	0.00	0.00	23,730.70	0.00
110	100	4855	Gain on Investment	0.00	0.00	5,297.90	1,506.79
30	300	5072	Act 1256 Judge Retirement	5,200.00	5,200.00	3,553.56	4,738.08
30	300	5400	Act 316 of 1991 Expense	250.00	250.00	163.08	217.44
51	500	5410	Act 833 Expense	28,000.00	28,000.00	2,372.33	50,436.22
30	300	5415	Act 918 of 1983 Expense	17,500.00	17,500.00	12,083.76	16,111.68
62	600	5420	Act 988 Expense	12,000.00	12,000.00	0.00	0.00
30	300	5425	Act 1256 Co Admin of Justice	140,500.00	140,500.00	96,674.40	128,899.20
30	300	5430	Act 1256 Court Costs	15,250.00	15,250.00	10,629.36	14,172.48
30	300	5435	Act 1256 City Attorney	28,500.00	28,500.00	19,716.12	26,288.16
30	300	5440	Act 1256 DFA (State)	167,150.00	167,150.00	98,577.01	42,320.85
30	300	5445	Act 1256 Ordinance 89-15	26,000.00	26,000.00	17,699.40	23,599.20
30	300	5495	Act 1256 Intoximeter Expense	900.00	900.00	604.26	805.68
20	200	5580	AC Donation Expense	2,500.00	2,500.00	1,081.59	29,600.42
61	600	5600	Miscellaneous Expense	15,000.00	15,000.00	9,360.00	6,317.32
68	600	5600	Miscellaneous Expense	2,500.00	2,500.00	2,516.59	0.00
31	300	5608	Software - New & Renewals	36,000.00	36,000.00	52,216.70	37,961.97
2	100	5620	Xfer to General	6,647,600.00	6,592,000.00	4,394,664.00	6,310,008.00
3	100	5620	Xfer to General	258,600.00	175,000.00	174,999.96	174,999.96
5	200	5620	Xfer to General - AC	664,760.00	659,200.00	439,464.00	630,996.00
5	400	5620	Xfer to General - Park	664,760.00	659,200.00	439,464.00	630,996.00
5	500	5620	Xfer to General - Fire	1,661,900.00	1,648,000.00	1,098,664.00	1,577,508.00
5	600	5620	Xfer to General - Police	1,661,900.00	1,648,000.00	1,098,664.00	1,577,508.00
45	400	5620	Xfer to General	830,950.00	824,000.00	549,336.00	788,748.00
55	500	5620	Xfer to General	2,492,850.00	2,472,000.00	1,648,000.00	2,366,256.00
3	800	5622	Xfer to Fund Bond Funds	1,082,128.76	1,158,321.00	861,075.17	886,487.73
5	800	5622	Xfer to Street	1,994,280.00	1,977,600.00	1,318,400.00	1,893,000.00
7	100	5626	Xfer to Other	0.00	342,000.00	0.00	1,360,536.60
113	100	5626	Xfer to other fund	30,000.00	30,000.00	25,888.70	35,743.53
183	800	5626	Xfer to Other	33,000.00	0.00	33,621.91	0.00
186	800	5626	Xfer to Other	0.00	0.00	0.00	15,646.78
525	900	5626	Xfer to Water	187,500.00	0.00	109,000.00	1,000,000.00
525	950	5626	Xfer to Other	289,500.00	42,000.00	0.00	0.00
550	900	5626	Xfer to Other	50,000.00	0.00	0.00	333,218.06
555	950	5626	Xfer to Other Fund	0.00	0.00	123,365.00	273,825.74
604	0	5626	Xfer to Other	50,000.00	50,000.00	43,628.13	268,388.96
620	900	5626	Xfer to Water	1,267,000.00	1,884,000.00	489,282.81	314,455.00
114	0	5722	Bond Principle Pmt	1,672,525.00	1,672,525.00	1,200,000.00	2,699,999.63
185	800	5722	Bond Principal Pmt	375,000.00	375,000.00	375,000.00	370,000.00
114	0	5724	Bond Fees	950.00	950.00	950.00	3,100.00
185	800	5724	Bond Fees	1,000.00	1,000.00	666.64	999.96
188	800	5724	Bond Fees	0.00	0.00	0.00	2,500.00
604	0	5724	Bond Fees	2,000.00	2,000.00	1,333.36	2,000.04
185	800	5750	Interest Expense	262,000.00	262,000.00	261,264.94	269,818.76
114	0	5850	Interest Expense	1,672,525.00	1,672,525.00	265,690.63	535,228.63
182	800	5850	Interest Expense	300,000.00	300,000.00	521,876.28	0.00
188	800	5900	Construction	500,000.00	6,675,000.00	3,201,701.42	4,225,979.87
							25,784,881.00 Total revenues
							25,149,978.76 Total expenses
							634,902.24 Difference
							Non Zeroing Out Funds for Requested 2025
							3 (271) Franchise Fees
							110 -30,000 Bond
							114 -94,310 Bond
							182 -259,877 Bond
							183 11,000 Bond
							185 -3,444 Bond
							186 -10,000 Bond
							188 500,000 Construction
							550 15,000 Impact
							555 -50,000 Impact
							620 -713,000 Infrastructure
							<u>-634,902</u> Total

# City of Bryant, AR 2025 Budget Book

Appendix 1 - Major Vendor List \* Denotes under Contract, Single Source is shown as SS and is defined as "best performing for the current city systems, usage, or services" , D = paid by DRAFT and OG means vendor over many years. Note Ordinance 2022-18 was approved by Council in July of 2022 and denotes that items on DRAFT will be brought once a year to Council during the budgeting process and many vendors on this list will not be brought back to Council for approval because of earlier approvals in many forms.

OG	OG	AC Pros of Ark	SS Hillbit		
OG	OG	* AC&T Wastewater Rehab	OG	* <b>Historic Society</b>	Other Acroymns Used Related to Purchasing
OG	OG	<b>ACIC (Arkansas Crime Information Center)</b>		Homemark	BO = Bid Out
		Action Electric		Homeywell Analytics #2811 Fire	QA = Quotes Attached in Tyler GL Software
OG	OG	* Adams Pest Control	OG	* Humane Society of Saline County	MA = Mayor Approved above 55K Quotes
Coop		Alert All #18 Fire		ICM of America	SB = State Bid
OG	CP	SS Altec - Street	OG	SS In Traffic - Street Contract 4 years Per Troy	CP = Cooperative Purchasing Agreement Used
OG	OG	Amazon Prime Business	OG	D Internal Revenue Service (IRS)	
		* American Fidelity	OG	IT on the Go (Courts)	
OG		SS AR on site	OG	<b>D Itransact</b>	
		* AR One Call - PW	OG	* Iworqs - Work Orders for Stormwater and Planning	
		AR Sign and Barricade	OG	* Jack Tyler Engineering for WWTP - Sole Source	
		SS AR Valley Communications		Jacor	
OG	OG	* Archive Social - Next Request - Legal FOIA Response		JCI	
OG	OG	D <b>Ark Departments</b> of Finance, Health and Transportation etc.		* Icon - BID OUT Concrete	
OG	OG	Ark Hwy Graphics	SS	Jebidiah Sawyer Tree Services	
OG	OG	<b>Ark Mailing</b> Services for Utility Billing		Jerry Conrad Trash Service #227 Fire	
OG	OG	* Ark Municipal League for Various Items and Programs	OG	<b>KT&amp;S Cleaning</b> Services For PD	
OG	OG	Ark Public Employees Retirement System (APERS)		L&L Municipal Supplies	
OG	OG	Arkansas Fire Academy #76 Fire	OG	* Landmark for Arbitrage	
		D AT&T		Landscape Structures	
OG	OG	* <b>ATA for Audit</b> Services	OG	* Laserfiche R&D Computer Systems for City Clerk	
OG		Atco International		LeadsOnline	
		D Auditor of the State for Escheating Purposes		LESO (Law Enforcement Support Organization)	
OG	OG	Axon - Tasers for PD	OG	D Local Fire and Police Retirement System (LOPFI)	
OG		D Banner Fire Equipment		LR Winwater	
OG	OG	* Baptist Health Clinic for Physicals		Marmic Fire & Safety #2815 Fire	
OG		Benton Napa Auto Parts #141 Fire		Martin Marietta	
		<b>Best Janitorial</b>	OG	McClelland Engineering	
		D Boston Mutual - Payroll Deduct	OG	Metro Plan	
OG	OG	Brad Glover Electric		* Metron	
		* <b>Bryant Youth</b> Association		* Michael Baker	
		Bulkhalter	OG	Middleton Heat & Air - HVAC Services	
OG	OG	<b>Cadenace</b> Bank for WW Vac Truck	OG	* Motorola (owns Spillman Software) for PD	
OG	OG	Campbells Dodge, Ram and Jeep	OG	* MSI for Courts	
		* CDW - Sole Source for IT		Municipal Emergency Services	
OG		CDWG - Barracuda Backup for IT	OG	MWI - Animal	
OG	OG	* <b>D Centerpoint</b> for Gas Changed to Summit and Symmetry for Bulk Par	OG	* Nationwide for Retirement Options	
		SS Central Ark Truck and Trailer and Outfitters (2 vendors)	SS	Nationwide Trailers	
OG	OG	* <b>Chamber of Commerce</b> - Bryant - Contract started in 2022	OG	D <b>Neopost</b>	
OG		<b>Chem Aqua</b> - Parks	OG	D, SS Northern Oil	
OG		* Cisneros	OG	D <b>NPC Merchant</b>	
		OG * Civic Plus replaced Municode for City Clerk	OG	* Open Gov for Finance	
		OG * Civic Rec replaced Activenet in 2018	OG	O'Reilly	
OG	OG	CII (Criminal Justice Institute)	OG	D <b>Paymentech</b>	
OG		Clarity Pools	OG	* Pepsi Cola for Parks	
OG		Clark Communication #3933 Fire	OG	Pettus Office Products	
		SS Clark Equipment	OG	* Pitney Bowes for Postage machine	
		CLEAN #2599 Fire		Precision Delta	
OG	OG	D <b>Clearent</b>	OG	SS Pro Chem - certain items on contract, certain sole source	
OG	OG	* Clifford (for Generator Maintenance)		Purcell Tire #543 Fire	
OG	OG	D <b>Comcast</b> for TV and back up Internet	OG	<b>Pure Water</b> for City Hall	
		Commercial Air		* R. Valadez	
		Consolidated Fleet Service #876 Fire		Red X-Tinguishers #3998 Fire	
OG		Consolidated <b>Pipe</b>	CP	SS Red River Dodge for the PW Rams to keep Fleet Uniform	
OG	OG	* Cranford - Bid Out no other Respondents for Street Asphalt		Regal Chemical	
OG	OG	* Crews - bond related	OG	* <b>Regions - Credit</b> Cards and Banking Services	
OG	OG	CRIMESTOPPERS	OG	<b>Republic</b> Services for Sanitation for Certain Depts	
OG	OG	* Crist Engineering		Revcard for PD	
		Cummins Sales & Service #1386 Fire	CP	SS Riggs Cat	
		Curry's Pest Control# 240 Fire		River Valley Athletic Fields	
		Custom Advertising	SS	River Valley Tractor	
OG	OG	* <b>IDB Squared</b> IESAP - Name changed to JER - HR		* RJN	
OG	OG	D <b>Delage</b> for Copiers	OG	<b>Robert's Bros.</b> Trash Services PW	
		* Dell for IT	OG	ROCC (Regional Organized Crime Information Center)	
		* DNT for the City Website and marketing		* Rural Water Services	
OG	OG	<b>DoorKing</b> for PW Gate		* SAF Coat for Parks - Regional Sole Source	
		SS Duck's Garage	OG	* <b>D Salem Water</b> for Fire Station	
		Eagle Electric	OG	<b>Saline County</b> - Public Water Authority, Regional Solid Waste and Treasurer	
OG	OG	* <b>ELC and Espino</b> Lawn Care (Parks and Street)	OG	Saline Courier	
OG	OG	* Eliant Solutions Inc. for IT		Sally's Body Shop	
OG	OG	EMed/Grogans #862 Fire	SS	Scurlock Industries of Jonesboro	
OG	OG	* Employee Assistance Plan	OG	* <b>Senior Center</b>	
OG	OG	Employment Solutions		SetCom #2584 Fire	
		* <b>D Entergy</b>		SHI (Google Workspace IT)	
OG	OG	* Enterprise for PD Vehicles	OG	* <b>Shred It</b> for PD	
OG	OG	ErgoMetrics #2051 Fire		Siddons Martin #3882 Fire	
OG		ESO #3835 Fire	OG	* Sir Speedy Newsletter	
		ESRI (PD and PCD)		Southern Pipe and Supply	
OG		Evans Enterprises	OG	<b>Standard Business</b> - Copier Overages	
OG	OG	Everett	OG	* State - Sales Tax and Surcharge	
OG	OG	EverOn #4023 Fire	OG	* Stephens for Bonds	
CP	OG	* <b>D Fidelity</b> for Internet	CP	Stribling	
OG	OG	* <b>D First Electric</b>	OG	* Symmetry for Parks Bulk Natural Gas	
		<b>First Security</b> - Bonds		Teeco Safety	
		Fleming Network #299 Fire	SS	* Temple	
OG	D, *	Friday, Eldridge & Clark for Bond Counsel	OG	TK Elevator (PD and Parks)	
		* Galls - PD Uniforms		<b>TLO for PD</b>	
OG	OG	Garnat		* Township Builders	
OG	OG	* Garver Engineering	CP	SS Tri State Mack for PW	
OG	OG	* <b>Gary Williams</b> - Electrical inspections	OG	Trinity Innovative Solutions for PD	
		Gene Summers Construction	OG	* Tyler for General Ledger Software	
		<b>Gone for Good</b> Shredding City Hall	OG	* <b>D Utility Billing</b> Services - Central Arkansas Water	
OG	OG	GovDeals	OG	* <b>D Valero Gas</b> Cards for all City Vehicles, Wright Express (Circle K)	
OG		* Granite Mountain - Bid Out no Bid - Gravel, Ballast, etc.	OG	* <b>Venzon for</b> Cell phones and internet	
Coc	SS	Greenway John Deere - PW		SS Vermeer	
		Gym Masters	OG	Walden Chemicals for Parks	
		Harcros	OG	<b>Waste Management</b> for Sanitation for Certain Depts	
OG	D	Heartland Clark - new receipt books	OG	* <b>White River</b> Skybox (9/2019 started) for Landline Phone Services	
		SS Heslep			

Note: State Statute (A.C.A. 14-58-303)(2)(B) says that bids are not required on motor fuels, oil, asphalt, asphalt oil, natural gas and in some cases on motor



## City of Bryant, AR 2025 Budget Book

The City of Bryant started applying for the GFOA Budget Book Award in 2017. The City first received the Award for their 2018 Budget Book. Planning and long term goal setting have always taken place within the city but with the submission of the budget book these processes have begun to be more fully documented by the present City

The 2016 \$26 million dollar Bond issuance was under taken in part to fund two Fire Stations and several parks projects that had been planned for some time and in part were discussed in conjunction with a 2020 plan. These are all now complete except for the Bryant Parkway Street Project which was delayed by several external factors.

It was planned in both 2020 and 2021 to hold several joint meetings to begin to solidify a 2040 Plan between the City Chamber and the City's offices; however, because of COVID these meetings have been put on indefinite hold. On the City's side to start an informal process of listing items considered for General Fund for the next 20 years the Department heads were polled. Some of the items listed came from the feedback received from Department heads. We have been included this listing in the Budget Books for 2020, 2021, 2022, 2023 and now 2024.

The State of Arkansas mandates that General Funds be budgeted balanced each year excluding capital projects. In order for this to be clearly and transparently accomplished each year the Council has chosen to adopt the regular budget in December and then come back and adopt any capital in January or in later months.

This appendix for these funds is not intended to provide for precise budgeting. The costs are estimates. Annually in the Budgeting process updates to the plan, deletions, additions, delays or other revisions may occur which will reflect changing community needs and resources. Only after incorporation in successive budgets or as approved separately by the City Council will these items be considered funded.

Some of the items contained here in this appendix will require on going operational costs and in some cases produce operational savings. However, given the speculative nature of these items these operational additional costs or savings have not been estimated at this time.

Some of the items discussed for the 2040 plan may require additional review or approval by the various city committees/commission including but not limited to Water/Wastewater, Parks, Community Development and Review, Planning Commission and also review or discussion or reciprocal agreements with the County or State. Additionally some may require public hearings.



# City of Bryant, AR 2025 Budget Book

Recap of Parks Capital and Maintenance Items Completed in 2022 and 2023 and 2024 Fire and Parks						Funding Sources (Grant, Bond, Amend78, Donations, Savings)
Description	2022	2023*	2024 thru 9/6			
<b>Bishop Park, dept 0430</b>						
<b>Aquatic Center</b>						
Humidifier	62,266					GF Savings
ADA Stairs		7,934				GF Savings
Flooring	16,911					GF Savings
Aquatics Roof Repair		52,806				GF Savings
Replace Stolen Trailer	3,200					GF Savings
New Shelter for Splash Pad Pumps			4,100			GF Savings
<b>Bishop Grounds &amp; Center</b>						
Boone Rd cross walk and sidewalk, other half in Street	6,859					GF Savings
(A) complex backstop netting was Q322 now Q423 now in 2024			27,447			GF Savings
<b>Alcoa 40 Park Upgrades, dept 0440</b>						
Bathrooms and Pavilion, in progress, COVID Delays - AP, rolled to 2022	207,220	28,009				Advertising and Promotion Tax
Engineering on trail connecting to Mills, McClelland	11,357	5,722				GF Savings
<b>Midland Park Upgrades, dept 0420</b>						
Field Lighting, \$71K approved out of AP Funds	266,996					AP Funds
Pilgreen for Field Lighting \$50K Soccer Club Sponsor	77,500					GF Savings
Sign	7,250					GF Savings
<b>Mills Park Upgrades, dept 0410</b>						
Playground Phase 2 was Q322 50% Grant possible		347,083				Grant, GF Savings
Expanded tennis/pickleball courts 3 \$100K a piece	10,500	544,319				Amend 78
Pavilion Refurbish & Electrical	26,571					GF Savings
Pool Resurfacing			48,675			GF Savings
Mills Park Trail Engineering			2,610			GF Savings
<b>Springhill Park Upgrade</b>						
Fencing, rolled to 2022 (non cap)						GF Savings
<b>Parks General dept 0400</b>						
Zero Turn Mower	14,572	15,727				GF Savings
Side by Side		16,106				GF Savings
Totals	711,202	1,017,705				
<b>* 2023 is estimated numbers until the 2023 audit is completed</b>						
<b>Fire</b>						
SCBA Cascade Compressor (\$63K HQ and \$20K to move exist to Stat 2)			83,000			GF Savings
12 AEDs and a Trainer (12 at 3K and trainer 2K non capital)			Ordered			GF Savings
Rope Rescue Equipment (non cap)			Done			GF Savings
<b>5 year capital and maintenance plan</b>						
Description	NOT FUNDED 2025	2026	2027	2028	2029	Proposed Funding Sources (Grant, Bond, Amend78, Donations, Savings)
<b>Bishop Park, dept 0430, Master Plan est. \$8.5 Mil</b>						
<b>Aquatic Center</b>						
Aquatic Center Upgrades	1,000,000					Amend 78
Ozone & Pool Chemistry Upgrades	140,000					GF Savings
Engineering/Design/Bidding/Inspection	20,000					GF Savings
<b>Bishop Grounds &amp; Center</b>						
A complex restroom	150,000					GF Savings
Festival restroom		225,000				GF Savings
Asphalt Main Yard	150,000					GF Savings
Lake Charles Expansion/Storm Water Mgmt. est needed				150,000		GF Savings
Sleepy Village Drive Connection				400,000		GF Savings
Engineering/Design/Bidding/Inspection			40,000			GF Savings
Reynolds Property Acquisition		300,000				GF Savings
<b>Ashley Park Maintenance, dept 0450, see Master Plan (est. \$1.9Mil) details for consideration for this park in the future.</b>						
<b>Alcoa 40 Park Upgrades, dept 0440, see Master Plan (est. \$6 mil) details for consideration for this park in the future.</b>						
Expand Green Space		150,000				GF Savings
Fencing & Field Repair	50,000					GF Savings
Skate Park						Possible Grant
<b>Alcoa 40, dept 0440, and Mills dept 410 see Master Plan Connector Trail (est. \$350K) details for consideration for this park in the future.</b>						
<b>Midland Park Upgrades, dept 0420, see Master Plan (est. \$12 mil) details for consideration for this park in the future.</b>						
Long Range Planning (Architecture) for Park Expansion		50,000				GF Savings
<b>Mills Park Upgrades, dept 0410, see Master Plan (est. \$2.3 mil) details for consideration for this park in the future.</b>						
<b>Springhill Park Upgrade Master Plan est. Of \$200K</b>						
Bathrooms		150,000				GF Savings
Engineering/Design/Bidding/Inspection		6,000				GF Savings
Park Sign	5,000					GF Savings
<b>Midtown Parks (not mentioned in Master plan? Replace with Debswood Park, Master Plan est. \$500K here?</b>						
Engineering & Design			10,000			GF Savings
<b>Fire Chief Park (Master Plan Est. of \$4 mil</b>						
Engineering & Design		10,000				GF Savings
<b>Parks General dept 0400 - includes King's Crossing (\$250K) , Hilltop(\$650K) , and Plum(\$200K) Parks as well as the Water Park(\$20 Mil) and Tennis/Pickleball Complex (\$15 Mil) until locations are set via the Master Plan documents, see Appendix X</b>						

## City of Bryant, AR 2025 Budget Book

Bryant City Hall (Admin - HR, Fin, Eng, Mayor, City Clerk, etc.) Animal Control, Courts, IT, and Com Dev						
Year	NOT FUNDED 2025	2026	2027	2028	2029	
New City Hall			3,000,000			BOND
						GF Savings/Partner Split
New Animal Control Facility Architecture Costs	65,000					Bond/Grant
New Animal Control Facility			5,000,000			Bond/Grant
Reseal and paint Parking Lot (at Animal Control)						GF Savings
Finance/Water Billing Building Improvements	30,000					Undetermined
Network Infrastructure Upgrade, Switches and Routers, Replacement 6-8 years						GF Savings
City Hall Improvements at the Water Window Area						GF Savings
<b>Bryant Fire</b>						
Outfit Training Room with AV System		60,000				GF Savings
Hwy 5/Hilltop RD Area Fire Station			3,000,000			BOND
Equipment for Hwy 5/Hilltop RED Area Fire Station			1,000,000			BOND
5 year cycle adding to our fire apparatus fleet						Amend 78
Replace our big platform ladder truck, E one Bronto Platform		2,000,000				Amend 78
Reseal and paint Parking Lot (Split with Police)	12,500					GF Savings
<b>Bryant Police</b>						
Replace body Armor 5 year expiration some each year	20,000	15,000	15,000	15,000	15,000	Grants/GF Savings
NEW K9 Dogs some from 2 from School and 1 from Narcotic funds						Donation/GF Savings
New Police Headquarters			4,000,000			BOND
Reseal and paint Parking Lot (Split with FIRE)	12,500					GF Savings
Replace aging Trinity Innovative Solutions/Getac Camera Units in Cars (new in 2023), have approximately 50 units replace every 5 years					100,000	Amend 78
Replace aging Body Camera Units, have approximately 61 units replace every 2 years individually below the Capital threshold of \$5K	5,000	5,000	5,000	5,000	5,000	GF Savings
<b>City Wide General Fund Totals</b>	<b>145,000</b>	<b>2,080,000</b>	<b>16,020,000</b>	<b>20,000</b>	<b>120,000</b>	<b>18,385,000</b>

Four of the largest capital projects on the horizon in the next decade are a New or Significantly Improved City Hall, a new Fire Station up North, a new Police Headquarters, and a New Animal Control Facility. It is likely the three of these items together will total over \$10 million and will necessitate the issuance of Bonds to pay for them. Starting December 1, 2026 is the first time the Sales and Use Bond from 2016 can be called and/or considered for refinancing. It is possible we could go to a vote of the people at that time for refinancing this debt and pull out money and extend the Sales Tax to pay for these large improvements. This is something Council should be considering at this time.

# City of Bryant, AR 2025 Budget Book

Bryant Fleet Overview and five year plan		LC	OC	LC = Leased Cars					
Bryant General Fund Departments - including Enterprise Leases				2025	2026	2027	2028	2029	2030
<b>NEW Planning and Development - dept 0120</b>		4							
	Ordering 5 vehicles on proposed Amend 78								
<b>Fire - depts 0500-0510</b>		2							
<b>IT</b>									
2020	Hyundai Santa Fe	91259							Replace
<b>Animal - 8 planned vehicles for 10.5 employees</b>									
2006	Chev 1500 single cab truck	51441	sell/Amend 78						
2008	Chev Silverado Truck	93928	sell/Amend 78						
2013	Ford F250 Truck	69002							
2023	Ford Transit Van	02855							
2023	Ford Expedition XL SUV	11893							
	Office Staff Use Ford FS SUV Max 4*2		Amend78						
	Office Staff Use Ford FS SUV Max 4*2		Amend78	Obtain					
	4th Officer Use Ford FS SUV Max 4*2		Amend78	Obtain					
<b>Fire</b>									
	<b>Chief, Assist. Chief, Marshall, Batt Chief, Brush and Pool Truck</b>								
2013	Ram 2500	02148		Replace					
2015	Ram 5500 Brush Truck	08948							
2016	Chev Tahoe	90828		Replace					
2017	Dodge Durango	29002			Replace				
2019	GMC Sierra	31033					Replace		
2020	Ford F250	68562							Replace
<b>Parks - 11 vehicles for 18 full time and 11 part time employees</b>									
2018	GMC Sierra 3500 dump bed (1-ton)	66156							
2018	GMC Sierra 2500 crew long (Ballfield)	00896							
2018	GMC Sierra 2500 crew long (Mow Crew)	02286							
2018	GMC Sierra 2500 crew short (David)	17426							
2004	Ford Expedition	849713							
2006	Chevy Silverado (on gov deals now to be sold)	72924	Amend 78						
2009	Chevy Silverado 2500HD (Trash Truck)	49772							
			Amend 78						
			Amend 78						
			Amend 78						
			Amend 78						
<b>Police Department - 27 are up for sale in 2024 and 2025. It is unknown how much will be received from the sale but it should be budget neutral in 2025 to replace only six of them in 2025 and two in later years. After 2024 the Police Department is the only department planning to continue their leases with Enterprise. In 2024 they bought 8 new vehicles from Enterprise to pay off through 2029 (5 years). The old Enterprise agreement from 2020/2021 is for 32 vehicles. They currently rent 7 and that brings their department total to 54 vehicles for 59 dept employees.</b>									
2012	Dodge Durango	71496	Replace						
2012	Dodge Durango	71497	Replace						
2002	Dodge Ram	08323	Replace						
2015	Dodge Durango	47767							
2016	Dodge 1500	20615							
2016	Dodge 1500	02136							
2017	Ford Explorer	36824							
2017	Ford Explorer	44420							
2017	Ford Explorer	36822							
2017	Ford Explorer	36818							
2017	Ford Explorer	44424							
2017	Ford Explorer	44429							
2017	Ford Explorer	44427							
2008	Ford F350	04824							
2017	Chevy Tahoe	87306	Replace						
2017	Ford Explorer	36819							
2018	Chevy Tahoe	59654	Replace						
2018	Chevy Tahoe	72507	Replace						
2018	Dodge Ram Truck	70000				Replace			
2019	Dodge Charger	26569							
2019	Dodge Charger	26570							
2019	Dodge Charger	26571							
2019	Dodge Charger	26572							
2022	GMC Yukon Chief's	29990			Replace				
Unknown	LESSO Tandem Axle 16ft Trailer	No VIN/Title							
Unknown	LESSO Single Axle Lrg Wheel Trailer	No VIN/Title							
Unknown	LESSO Single Axle Trailer	No VIN/Title							
Unknown	LESSO RTV	68424							
Unknown	LESSO Motorcycle, donation in pieces	04000							
<b>Street - 24 vehicles for 18 employees</b>									
<b>Vehicles Make:</b>									
2022	Ram 5500 4x4 Single Cab Tradesman Diesel (Dump)	71327			Replace				
2023	Ram 5500 4x4 Crew Cab Tradesman Diesel (Dump)	55839					Replace		
2023	Ram 2500 4x4 Crew 6' 4" Bed Diesel	59920					Replace		
2023	Ram 2500 4x4 Crew 6' 4" Bed Diesel	81539					Replace		
2023	Ram 2500 4x4 Crew 6' 4" Bed Diesel	81540					Replace		
2024	Ram 2500 4x4 Crew 6' 4" Bed Diesel	59921							
2024	Ram 2500 4x4 Crew 6' 4" Bed Diesel	59922							
2024	Ram 2500 4x4 Crew 6' 4" Bed Diesel	59923							
2024	Ram 2500 4x4 Crew 6' 4" Bed Diesel	59924							
2024	Ram 2500 4x4 Crew 6' 4" Bed Diesel	59925							

# City of Bryant, AR 2025 Budget Book

2024	Ram 5500 4x4 Single Cab Tradesman Diesel (Dump)	18648						
2024	Ram 2500 4x4 Crew 6' 4" Bed Diesel	59920						
2024	Ram 5500 4x4 (1 Ton) Tradesman Diesel (Mechanic)	39967						
2024	Ram 2500 4x4 Crew 6' 4" Bed Diesel	11963						
2024	Ram 1500 4x4	36990						
2024	Jeep Grand Cherokee Laredo 4x4	78210						
2024	Jeep Grand Cherokee Laredo 4x4	51792						
2024	Jeep Grand Cherokee Laredo 4x4	51793						
2024	Jeep Grand Cherokee Laredo 4x4	51790						
2024	Jeep Grand Cherokee Laredo 4x4	51790						
2024	Jeep Grand Cherokee Laredo 4x4	51791						
2022	Ram 5500 1 Ton	71327				Replace		
2023	Mack Granite 64 Single Axle	02014						
2024	Ram 5500 4X4	18648						
2024	Ram 5500 4X5	39967						
2024	Mack Granite 64 Tandem							
2025	Mack Granite 64 Tandem	44435						
2022	Ram 5500 AT37G Bucket Truck	95336				Replace		
<b>Trailers</b>								
2002	16' Trail King	91746	Replace/\$30K					
2018	Kenworth	18480	Replace/\$300K					
2018	Makita	91495	Replace/\$100K					
2019	Air Burner T-300	11018				Replace		
2019	Big Ex	95327						
2022	Big Tex	18079						
2022	KM International	46033						
2023	CellTech	69349						
2023	PJ Trailers	49707						
2023	Trailboss	04451						
2024	Palmer	03069						
2024	Vermeer	50857						
2024	X-ON	33603						
<b>Mowers</b>								
2016	John Deere	71434	Replace/\$190K					
2019	Scag Power Equipment	00204						
2019	Scag Power Equipment	00203		Replace				
2021	Scag Power Equipment	00729				Replace		
2022	Scag Power Equipment	00103						
2024	John Deere	17594						
2024	John Deere	17742						
2024	John Deere	92375						
2024	Ventrac	59926						
<b>Heavy Equipment</b>								
2006	Sakai Roller	30172		Replace/\$100K				
2011	Caterpillar	00723						
2018	Caterpillar	01015	Replace9\$365K					
2019	Air Burner T-300	11018				Replace		
2023	John Deere	49348						
2023	Sakai	30335						
2017	Caterpillar	06761		Replace/\$200K				
2023	John Deere	69766						
2023	John Deere	49348						
2011	Caterpillar	00723						
<b>Heavy Trucks:</b>								
2007	Mack Granite C713	59292	Replace/\$212K					
2012	Freightliner	D0803	Replace/\$260K					
2015	Freightliner	A0995	Replace/\$235K					
2022	Ram	71327				Replace		
2022	Kenworth T370	50291				Replace		
2023	Mack	02014						
2024	Ram	18648						
2024	Ram	39967						
2024	Mack							
2025	Mack	44435						
<b>Stormwater - 3 vehicles for 4 employees</b>								
2024	Jeep	51789						
2024	Jeep	51788						
2024	Jeep	51787						
<b>Water - 11 vehicles for 7 employees</b>								
<b>Vehicles</b>								
2011	Chevrolet 2500	89320	Replace/\$62.3K					
2013	Ford F350 Flatbed	19908	Replace/\$63K					
2015	Ram 2500	63411	Replace \$62.3K					
2017	Ram 1500	54858	Replace/\$63K					
2017	Ram 1500	54857	Replace/\$50K					
2018	Ram 5500	57393	Replace/\$94.5K					
2019	Ram 3500	74438	Replace/\$70K					
2019	Ram 2500	69063	Replace/\$62.3K					
2022	Ram 5500	24471				Replace		
2024	Ram 1500	42920						Replace

# City of Bryant, AR 2025 Budget Book

2024	Jeep Grand Cherokee	51790					Replace	
2017	Vactron Vac	71119		Replace/\$130K				
2018	Peterbuilt Vac-All	49926		Replace \$515K?				
2025	Ram 2500 Mini Dump	NEW		\$31.5K				
2025	Stribling Hammer	NEW		\$12K				
2025	50/50 Ram 2500 New Position Water/WW	NEW		\$				
<b>Equipment</b>								
2009	International Vac Con	75986				Replace?		
2023	John Deere 35	312						Replace
2025	Trailer	NEW						
<b>Wastewater - 9 vehicles for 23 employees</b>								
<b>Vehicles</b>								
2011	Chevy 2500 Treatment Plant	42846		Replace/\$2K				
2016	Ram 2500 p/C Tech	58859		Replace/\$63K				
2017	Ram 2500	45220		Replace/\$63K				
2017	Ram 2500	53580		Replace/\$62.3K				
2017	Ram 2500	07000		Replace/\$62.3K				
2017	Ram 3500 P/C Crane	55204		Replace/\$121.4K				
2007	Freightliner Sprinter 3500	34033		Replace/\$287K				
2022	Ram 3500 Dually	38677				Replace		
2019	Weston Star Vac Con - 10 year contract replace in 2030	H5678						Replace
2024	Ram 2500	76793						Replace
2024	Ram 2500	68248						Replace
2024	Ram 2500	68249						Replace
2024	Ram 3500 Dually	98682						Replace
2024	Ram 3500	72697						Replace
2000	Freightliner Dump Truck	56018		Replace/\$233.4K				
<b>Trailers</b>								
2010	Pipe Bursting Model #25	39341		Replace/\$23K				
2013	Big Tex 25ft Gooseneck	83790		Replace/\$35K				
2015	Big Tex Cage Trailer	53100		Replace/\$35K				
2019	Big Tex 14ft Dump Trailer	38252				Replace		
2022	Big Tex 40ft Gooseneck	03109						Replace
2012	Wooden Equipment Trailer	00003		Waiting to replace				
2012	Big Tex 20ft Wooden Deck Trailer, not replacing	2455		selling on gov deals				
2010	Big Tex Box Trailer	2433		Waiting to replace				
<b>Equipment</b>								
1997	Sniper Jetter 747	1770		Replace/\$281K				
2016	CAT 305SE2	02776		Replace/\$93.3K				
2016	CAT 279D	03008		Replace/\$106K				
2020	Scag SMT-72V	00137				Replace		
2018	Kubota RCK72P-28Z	00874		Waiting to replace				
2020	Kaeser M55PE	35630				Replace		
2022	John Deere 333G Skid	35500						Replace
2022	John Deere 50G Excavator	98352						Replace
2023	John Deere 85G Excavator	24630						Replace
2021	Hammerhead HB45T4 GenPac	20002				Replace		
2021	Hammerhead 100XT PB Machine	30021				Replace		
	4" Pump			NEW/\$76K				
	Trailer Fusion Pipe Cargo			NEW/\$15K				
	John Deere 35 Excavator			NEW/\$62.2K				
	McElroy Fusion Machine Pipeburst			NEW/\$88.3K				
	John Deere 135 Excavator			NEW/\$221.5K				

# City of Bryant, AR 2025 Budget Book

## Appendix 4 - City Fee Schedule

Dept	Fee/Permit Description	Misc. - GL Code	Amount/Calculation
Plan Dev	Accessory Building	Fee, 001-0120-4248	14 Cents a Square Foot. \$40 Minimum
Plan Dev	Act 474	Fee, 001-0120-4200	.000475 * Project Costs. Maximum \$1000
Plan Dev	Amusement Permit	Fee, 001-0120-4204	100
Plan Dev	Annex-App	001-0120-4206	125
Plan Dev	Billboard Permit	Fee, 001-0120-4242	100
Plan Dev	Building-New Residential Building	Fee, 001-0120-4236	14 Cents a Square Foot. \$150 Minimum
Plan Dev	Building-Residential Addition, Remodel	Fee, 001-0120-4238	14 Cents a Square Foot. \$100 Minimum
Plan Dev	Burn Permit	Fee, 001-0120-4256	150
Plan Dev	Business Permit - Temporary - Application Fee	Fee, 001-0120-4250	25
Plan Dev	Commercial - Addition, Remodel	Fee, 001-0120-4210	15 Cents a Square Foot. \$100 Minimum
Plan Dev	Commercial - New Building	Fee, 001-0120-4228	15 Cents a Square Foot. \$200 Minimum
Plan Dev	Commercial Plan Review, STORMWATER DETENTION	Fee, 001-0120-4228	1/2 of Commercial Building Fee
Plan Dev	Conditional Use - Application Fee	Fee, 001-0120-4206	150
Plan Dev	Demolition Permit	Fee, 001-0120-4212	100
Plan Dev	Electrical - All electrical systems, new construction, additions, and accessory buildings	Fee, 001-0120-4214	14 Cents a Square Foot. \$35 Minimum
Plan Dev	Electrical - Alternative Energy Systems - Solar Panels, Fuel Cells, Wind Generators, (Enter # of systems)	Fee, 001-0120-4214	\$35 Plus \$30 Each Additional System
Plan Dev	Electrical - Electrical systems, renovations, alternation and repairs (enter # of inspections)	Fee, 001-0120-4214	2 Inspections are \$70. Each Inspection after is \$35.
Plan Dev	Electrical - Service only, service change outs, or Electrical Service Upgrades	Fee, 001-0120-4214	35
Plan Dev	Electrical - Temporary Service Pole	Fee, 001-0120-4214	35
Plan Dev	Electrical - TPP	Fee, 001-0120-4214	35
Plan Dev	ELECTRICAL RE-INSPECTION	Fee, 001-0120-4214	35
Plan Dev	FENCE PERMIT	Fee, 001-0120-4218	25
Plan Dev	Gas - Serve Line Per Meter (Enter # of Meters)	Fee, 001-0120-4232	\$35 PER METER
Plan Dev	Large Attendance Facility Permit	Alcohol Permit Fee, 001-0120-4258	1000
Plan Dev	Liquor Manufacturing Permit- Vinous Liquors	Alcohol Permit Fee, 001-0120-4258	250
Plan Dev	Liquor Manufacturing Permit-Spirituos Liquors	Alcohol Permit Fee, 001-0120-4258	500
Plan Dev	Mechanical - Boilers (Enter # of Boilers)	Fee	\$70 for the first system. \$25 for each after.
Plan Dev	Mechanical - Commercial Vent Hoods and Exhaust Systems (Enter # of Systems)	Fee, 001-0120-4220	\$60 for the first system. \$15 for each after.
Plan Dev	Mechanical - Duct Work (Enter # of Systems)	Fee, 001-0120-4220	\$70 for the first system. \$35 for each after.
Plan Dev	Mechanical - Heating & Cooling system for new construction, additions, and accessory buildings	Fee, 001-0120-4220	14 Cents a Square Foot Heated and Cooled. \$70 Minimum
Plan Dev	Mechanical - HVAC change out (Enter # of Units)	Fee, 001-0120-4220	\$70 for the first system. \$35 for each after.
Plan Dev	Mechanical - Remodel, Renovation, Alterations, Replacement and Repairs	Fee, 001-0120-4220	70
Plan Dev	Meter Charge	Water Impact and Connection	66
Plan Dev	MOBILE HOME	Fee, 001-0120-4226	50
Plan Dev	Monthly Sales Tax 10%	Sales Tax, 001-0120-4656	.10 PER DOLLAR SOLD
Plan Dev	Noise Ordinance	Fee,	5
Plan Dev	Off-Premises Caterer Permit	Alcohol Permit Fee, 001-0120-4258	250
Plan Dev	On-Premises Consumption Permit - Restaurant	Alcohol Permit Fee, 001-0120-4258	Seating Capacity is under 100 equals \$500. Over 100 is \$1000
Plan Dev	On-Premises Consumption-Hotel, Motel	Alcohol Permit Fee, 001-0120-4258	The number of Rooms is under 100 equals \$500. Over 100 is \$1000
Plan Dev	Penalty Fee, 001-0120-4208 on BL after March 31st	001-0120-4208	25 Percent of Fee
Plan Dev	Permit for work in the street Right-Of-Way or City Easement	Fee, 001-0120-4230	50. Unless Company has Franchise Fee Agreement
Plan Dev	Plumbing - Permit Fee	Fee, 001-0120-4232	35
Plan Dev	Plumbing - Plumbing Fixtures (Enter # of Fixtures)	Fee, 001-0120-4232	\$5 PER FIXTURE
Plan Dev	Plumbing - Systems for new construction, additions and accessory buildings	Fee, 001-0120-4232	14 Cents a Square Foot Heated and Cooled. \$40 Minimum
Plan Dev	Plumbing - Water Heater (Enter # of water heaters)	Fee, 001-0120-4232	35
Plan Dev	Private Club Monthly Sales Tax 5%	Sales Tax, 001-0120-4656	5% of TOTAL ALCOHOL SALES
Plan Dev	Private Club Monthly Sales Tax Late Fee	Sales Tax, 001-0120-4656	10% of Sales Tax Fee
Plan Dev	Private Club Permit	Alcohol Permit Fee, 001-0120-4258	750
Plan Dev	Re-Inspection (Enter # of Inspections)	Fee, 001-0120-4234	\$35
Plan Dev	Re-Plat - Review Fee - 001-0120-4250	Fee, 001-0120-4250	\$25 plus \$1 per Lot
Plan Dev	Retail Beer and Light Wine Off-Premises Permit	Alcohol Permit Fee, 001-0120-4258	\$20 for the First \$2000 in Sales. \$5 for Every \$1000 After.
Plan Dev	Retail Beer and Light Wine on Premises Permit	Alcohol Permit Fee, 001-0120-4258	\$20 for the First Two Thousand in Sales. \$5 for Every Thousand After.
Plan Dev	Retail Liquor Off-Premises Permit	Alcohol Permit Fee, 001-0120-4258	425
Plan Dev	Re-Zoning - Application Fee (1=Lot/Block, 2=Meets/Bounds) - 001-0120-4206	001-0120-4206	Lot and Block is \$40. Meets and Bounds is \$125.
Plan Dev	RPZ PERMIT	Fee, 001-0120-4230	40
Plan Dev	SANITATION PERMIT	Fee, 001-0120-4240	25
Plan Dev	Satellite Catering Permit	Alcohol Permit Fee, 001-0120-4258	250
Wastewater	Sewer Connection Fee, also supplied by Angela	Sewer Impact and Connection, 500-0950-4558	150
Wastewater	Wastewater Impact Fee, supplied also by Angela 500-0950-4631	Sewer Impact and Connection	500 per lot/unit
Plan Dev	SIGN PERMIT	Fee, 001-0120-4242	35
Plan Dev	Sign Variance Fee - 001-0120-4250	Fee 001-0120-4250	100
Plan Dev	SITE CLEARANCE PERMIT	Fee, 001-0120-4212	5
Plan Dev	SOLICITATION PERMIT	Fee, 001-0120-4244	15
Stormwater	Stormwater In-Lieu Fee	500-0140-4567	\$500-\$3000 based on acreage, calculated by STORMWATER
Stormwater	Commercial-Large - Stormwater Detention and Drainage Plan Review	500-0140-4567	250
Stormwater	Commercial-Small - Stormwater Detention and Drainage Plan Review	500-0140-4567	250
Street	STREET CUT	Fee, 001-0120-4230	50
Wastewater	Subdivision Final Plat - Wastewater Flushing Fee	Fee, 500-0950-4631	50
Wastewater	Subdivision Final Plat - Wastewater Impact Fee - 500-0950-4631	Fee, 500-0950-4631	Number of Lots * 50
Water	Subdivision Final Plat - Water Flushing Fee	Fee, 500-0900-4632	50
Water	Subdivision Final Plat - Water Impact Fee - 500-0900-4632	Fee, 500-0900-4632	Number of Lots * 50
Water	Subdivision Preliminary Plat - Review Fee - 001-0120-4250	Fee, 001-0120-4250	Number of Lots * 3 + 300
Plan Dev	Subdivision Preliminary Plat - Stormwater Detention and Drainage Plan Review - 500-0140-4567	500-0140-4567	\$25 per lot. \$250 Minimum
Plan Dev	SWIMMING POOL	Fee, 001-0120-4252	60
Water	System Dev. Charge, also supplied by Angela	Water Impact and Connection, 500-0900-4540	150
Plan Dev	Temporary Business License Fee	001-0120-4208	Double Business License Fee
Plan Dev	Variance - Application Fee (1=Lot/Block, 2=Meets/Bounds) - 001-0120-4206	001-0120-4206	Lot and Block is \$40. Meets and Bounds is \$125.
Water	Water Connection Fee, also supplied by Angela	Water Impact and Connection, 500-0900-4556	245
Water	Water Deposit	Water Impact and Connection	110
Water	Water Impact Fee, supplied also by Angela, 500-0900-4629	Water Impact and Connection	600 per lot/unit
Plan Dev	Wholesale Beer and Light Wine Permit	Alcohol Permit Fee, 001-0120-4258	125
Plan Dev	Wholesale Liquor Permit	Alcohol Permit Fee, 001-0120-4258	500
Plan Dev	Work Commencing before permit issuance (Enter Fee)	Fee, 001-0120-4230	DOUBLE THE PERMIT FEE
Animal Control	1st Impound/pickup - licensed/sterilized	Per Animal, Per incident, Ord 2015-19, 001-0200-4420	20
Animal Control	1st impound - not licensed or vaccinated	Per Animal, Per incident, Ord 2015-19, 001-0200-4420	30
Animal Control	2nd impound	Per Animal, Per incident, Ord 2015-19, 001-0200-4420	60
Animal Control	3rd impound	Per Animal, Per incident, Ord 2015-19, 001-0200-4420	120
Animal Control	4th and Subsequent impounds	Per Animal, Per incident, Ord 2015-19, 001-0200-4420	240
Animal Control	After- hours impound fee, in addition to regular Impound/Boarding Fees. Also applies to reclaim after hours.	Per Animal, Per incident, Ord 2015-19, 001-0200-4420	50
Animal Control	Emergency Boarding	Per Animal, Per incident, Ord 2015-19, 001-0200-4420	0
Animal Control	Boarding	Per Animal, Per incident, Ord 2015-19, 001-0200-4420	10
Animal Control	Quarantine/Prosecution (Includes police impoundment.)	Per Animal, Per incident, Ord 2015-19, 001-0200-4420	20
Animal Control	Puppies/Kittens Impounded with Mother	Per Animal, Per incident, Ord 2015-19, 001-0200-4420	5
Animal Control	Bath	Per Treatment Ord 2015-19, 001-0200-4222	10
Animal Control	Flea/Tick Treatment/Preventative	Per Treatment Ord 2015-19, 001-0200-4222	10
Animal Control	Vaccination	Per Treatment Ord 2015-19, 001-0200-4222	5
Animal Control	Dangerous Dog Permit	Monthly Monitoring Fee Ord 2015-19, 001-0200-4224	30
Animal Control	Vicious Dog Bond - Pending Court	1 Time Fee, Refundable if court ordered Ord 2015-19, 001-0200-4224	500

# City of Bryant, AR 2025 Budget Book

Animal Control	Emergency Veterinary Care	Based on Animal Needs, 001-0200-4224	Varies
Animal Control	Adoption	Per Animal , Ord 2015-19, 001-0200-4202	15
Animal Control	Medical Care, Misc.	Per Animal , Ord 2015-19, 001-0200-4222	20
Animal Control	Spay/Neuter	Per Animal , Ord 2015-19, 001-0200-4246	60
Animal Control	Adoption - Small Animals	Per Animal , Ord 2015-19, 001-0200-4202	5
Animal Control	Adoption- Exotics	Per Animal , Ord 2015-19, 001-0200-4202	Set by Director
Animal Control	Adoption - Misc.	Per Animal , Ord 2015-19, 001-0200-4202	Set by Director
Animal Control	Adoption - Discount	Per Animal , Ord 2015-19, 001-0200-4202	Set by Director
Animal Control	Adoption - Senior Discount	Per Animal , Ord 2015-19, 65 year of age or older, 001-0200-4202	minus \$5
Animal Control	Euthanasia 0-50 lbs.	Per Animal , Ord 2015-19, 001-0200-4222	30
Animal Control	Euthanasia 51-100 lbs.	Per Animal , Ord 2015-19, 001-0200-4202	40
Animal Control	Euthanasia 101-150 lbs. (Needs updated)	Per Animal , Ord 2015-19, 001-0200-4202	60
Animal Control	Euthanasia 150 - 200 lbs (Needs updated)	Per Animal , Ord 2015-19, 001-0200-4202	80+\$2 per lb. over - Needs to be increased to 90+\$2 per lb over 150 lbs
Animal Control	Private Cremation with Return of Remains (Prices set at: 0-25 lbs; 25.01 - 50 lbs; 50.01 - 150 lbs; 150 lbs + Not available.)	Per Animal , Ord 2015-19, 001-0200-4202	\$175/\$195/\$225 - Needs increased to 180/195/230
Animal Control	Cremation without Return (Prices set at 0 - 25 lbs; 25.01 - 50 lbs; 50.01 - 199.9 lbs; 200 lbs + Not Available - Refer to Livestock and Poultry.)	Per Animal , Ord 2015-19, 001-0200-4202	\$35/\$45/\$55 - Needs Increased to 40/50/60
Animal Control	Urn or Remains Container	Per Animal , Ord 2015-19, 001-0200-4202	Cost
Animal Control	Semi- Private Cremation with Return (Prices set at: 0-25 lbs; 25.01 - 50 lbs; 50 lbs + Not Available, Must be Private.)	Per Animal , Ord 2015-19, 001-0200-4202	\$125
Animal Control	Pet Memorial Service	Per Item, 001-0200-4222	TBD
Animal Control	License - 1 year	Annually, 001-0200-4224	5
Animal Control	License - 3 year	Triennial, 001-0200-4224	15
	(Deleted - Outdated)		
	(Deleted - Outdated)		
Animal Control	License - Registered Therapy, Assistance Animal and Law Enforcement/Military Animals	No Fee	0
Animal Control	Lifetime Pet License	One Time , 001-0200-4224	50
Animal Control	Active/Military Senior Discount	Per Pet License, 001-0200-4224	(\$2)
Animal Control	Wild Animal Permit	Annually, 001-0200-4224	100
Animal Control	Animal Establishment Permit - Private Kennels/Catteries	Annually, 001-0200-4224	25
Animal Control	Animal Establishment Permit - Grooming, Boarding Kennels	Annually, 001-0200-4224	25
Animal Control	Animal Establishment Permit - Pet Shops	Annually, 001-0200-4224	40
<b>Parks</b>	<b>Fee Name</b>		<b>Fee Price</b>
<b>Parks</b>	<b>Memberships</b>		
Parks	Senior Annual	001-0430-4300	\$120
Parks	Senior Monthly	001-0430-4300	\$15
Parks	Senior 3 Month	001-0430-4300	\$40
Parks	Senior 6 Month	001-0430-4300	\$75
Parks	Senior 10 Pass	001-0430-4300	\$30
Parks	Family Annual	001-0430-4300	\$420
Parks	Family Monthly	001-0430-4300	\$45
Parks	Family 3 Month	001-0430-4300	\$125
Parks	Family 6 Month	001-0430-4300	\$240
Parks	Additional Youth Annual	001-0430-4300	\$75
Parks	Additional Adult Annual	001-0430-4300	\$175
Parks	Additional Youth Monthly	001-0430-4300	\$6
Parks	Additional Adult Monthly	001-0430-4300	\$16
Parks	Additional Youth 3 Month	001-0430-4300	\$20
Parks	Additional Adult 3 Month	001-0430-4300	\$48
Parks	Adult Annual	001-0430-4300	\$280
Parks	Adult Monthly	001-0430-4300	\$30
Parks	Adult 3 Month	001-0430-4300	\$80
Parks	Adult 6 Month	001-0430-4300	\$150
Parks	Adult 10 Pass	001-0430-4300	\$45
Parks	Student Annual	001-0430-4300	\$150
Parks	Student Monthly	001-0430-4300	\$20
Parks	Student 3 Month	001-0430-4300	\$50
Parks	Student 6 Month	001-0430-4300	\$80
Parks	Student 10 Pass	001-0430-4300	\$30
Parks	Disability Annual	001-0430-4300	\$120
Parks	Disability Monthly	001-0430-4300	\$15
Parks	Disability 3 Month	001-0430-4300	\$40
Parks	Disability 6 Month	001-0430-4300	\$75
Parks	Disability 10 Pass	001-0430-4300	\$30
Parks	Corporate Adult	001-0430-4300	\$20
Parks	Corporate Senior	001-0430-4300	\$10
Parks	Corporate Family	001-0430-4300	\$30
Parks	Child Annual	001-0430-4300	\$100
Parks	Child Monthly	001-0430-4300	\$10
Parks	Child 3 Month	001-0430-4300	\$25
Parks	Child 6 Month	001-0430-4300	\$45
Parks	Adult Day pass	001-0430-4514	\$5
Parks	Youth Day pass	001-0430-4514	\$5
Parks	Mills Day pass	001-0410-4532	\$5
Parks	Adult Mills Pool Season Pass	001-0410-4532	\$75
Parks	Youth Mills Pool Season Pass	001-0410-4532	\$60
<b>Parks</b>	<b>Activities</b>		
Parks	Adult Basketball	001-04304364	\$250
Parks	Youth Basketball Individual	001-0430-4364	\$100, now offering financial aid
Parks	Youth Basketball Team	001-0430-4364	\$300
Parks	Youth Volleyball Individual	001-0430-4364	\$50, now offering financial aid
Parks	Youth Volleyball Team	001-0430-4364	\$200
Parks	BASS Swim Gold	001-0430-4366 - monthly	\$85, now offering financial aid
Parks	BASS Swim Silver	001-0430-4366 - monthly	\$85, now offering financial aid
Parks	BASS Swim Bronze	001-0430-4366 - monthly	\$70, now offering financial aid
Parks	AAU kit	001-0430-4366	\$65, AAU fees price increase
Parks	Master Swim	001-0430-4366 - monthly	\$30
Parks	Swim Meet	001-0430-4340 - hourly rate	\$100
Parks	Water Aerobics Non Members/Members	001-0430-4382 - monthly/class	25 and 10
Parks	Group Swim Lessons	001-0430-4382	\$70, now offering financial aid
Parks	Private Swim Lessons	001-0430-4382	\$120
Parks	Semi- Private Swim Lessons	001-0430-4382	\$80
Parks	Swim Babies	001-0430-4382	\$55
Parks	Adult Pickleball	001-0430-4364	\$10, per doubles team for non members
Parks	Adult Disc Golf	001-0430-4364	\$7, weekly entry fee
<b>Parks</b>	<b>Facility Rentals</b>	<b>(Indoor)</b>	
Parks	Senior Adult Center	001-0430-4332 - hourly rate	\$20
Parks	Red Room	001-0430-4332 - hourly rate	\$20
Parks	Green Room	001-0430-4332 - hourly rate	\$20
Parks	Red/Green Room	001-0430-4332 - hourly rate	\$40
Parks	Blue Room	001-0430-4332 - hourly rate	\$50
Parks	Purple Room Half	001-0430-4332 - hourly rate	\$35
Parks	Purple Room Full	001-0430-4332 - hourly rate	\$50
Parks	Extra hour room fee	001-0430-4332	\$40
Parks	Reservation Late Fee	001-0430-4332 - hourly rate	\$25
Parks	Event Room Media	001-0430-4332	\$50
Parks	Vendor Fee	001-0430-4332	\$50
Parks	Late Check-out fee	001-0430-4332 - hourly rate	\$50
Parks	Blue/Purple Room	001-0430-4332	\$100



# City of Bryant, AR 2025 Budget Book

Parks	Gymnasium	001-0430-4332 - daily rate	\$1050 an even number per court
Parks	Bishop Tournament Court	001-0430-4332 - hourly rate	\$40
Parks	Bishop Basketball Court	001-0430-4332 - hourly rate	\$50
Parks	Bishop Basketball Half Court	001-0430-4332 - hourly rate	\$25
Parks	Fitness Room	001-0430-4332 - hourly rate	\$20
Parks	Stage Pieces	001-0430-4332	\$50
Parks	Baseball Parking Lot	001-0430-4332 - hourly rate	\$50
Parks	Full Lap Pool	001-0430-4340 - hourly rate	\$100
Parks	Individual Lanes	001-0430-4340 - hourly rate	\$15
Parks	Therapy Pool	001-0430-4340 - hourly rate	\$100
Parks	Racer's Party Room	001-0430-4340 - 2 hour block	\$120
Parks	Splash Pad	001-0430-4340 - 2 hour block	\$60
<b>Parks</b>	<b>Outdoor Rentals</b>		
Parks	Mills Pavilion 1	001-0430-4534 - hourly rate	\$20
Parks	Mills Pavilion 2	001-0430-4534 - hourly rate	\$10
Parks	Mills Pavilion 3	001-0430-4534 - hourly rate	\$15
Parks	Bishop Park Pavilion	001-0430-4332 - hourly rate	\$25
Parks	Ashley Park Pavilion	001-0450-4260 - hourly rate	\$25
Parks	Ashley Park Baseball Field	001-0450-4260 - 1.5 hour block	\$30
Parks	Alcoa 40 Multipurpose Field	001-0440-4260 - hourly rate	\$30
Parks	Alcoa 40 Softball Field	001-0440-4260 - hourly rate	\$30
Parks	Midland Soccer Field	001-0440-4260 - hourly rate	\$30
Parks	Mills Park Pool Party	001-0430-4532 - 2 hour block	\$250 cost covers a 3rd life guard when needed
Parks	Bishop RV Site - weekend rate	001-0430-4332 - daily rate	\$75
Parks	Bishop Softball Field	001-0430-4332 - hourly rate	\$30
Parks	Bishop Multipurpose Field	001-0430-4332 - hourly rate	\$30
Parks	Bishop Baseball Field	001-0430-4332 - hourly rate	\$30
<b>Parks</b>	<b>Point Of Sale</b>		
Parks	Mills Pool day pass		\$5
Parks	Tournament fee - baseball	001-0430-4354 - per field/per day	\$150
Parks	Tournament fee - softball	001-0430-4354 - per field/per day	\$150

# City of Bryant, AR 2025 Budget Book

## Appendix 5 - Historical Review of 187/188 Bryant Parkway Capital Fund and Completion Plan

Vendors/Engineers	Remaining on Contract at 9/24/24	Spent in 2017	Spent in 2018	Spent in 2019	Spent in 2020	Spent in 2021	Spent in 2022	Spent in 2023	Spent in 2024 Thru 9/3	Total since 2017
Rasbury Surveying		11,000			6,000					17,000
Garver Project 1 Shobe to I30 1 mile		294,797	211,967	345,524	11,380	5,625				869,293
Garver Project 2 Shobe to Reynolds 2.3 Milk	168,246	62,509	366,273	709,758	476,751	298,365	511,117	915,681	291,639	3,632,092
Ark Demo Gaz			279							279
Bernhard TME LLC			4,500							4,500
Cranford			328							328
Crist			3,460							3,460
Entergy			82,055	259,753		(58,893)	189,160			472,075
FNT			454,157							454,157
Garnat			3,680		24,375					28,055
Granite			690							690
National Flood Ins Crooked Creek			6,500							6,500
Redstone			2,644,396	1,627,094	254,584					4,526,074
Ark Up				351						351
Asphalt				24,030						24,030
AT&T				170,149			12,422			182,571
Consolidated Pipe				5,373						5,373
Eagle				4,644						4,644
Ferguson				703						703
LEG				111,014	515,887					626,901
Union Pacific		(0)		8,327	360	2,633	26,311	25,860	48,100	111,590
ARDOT					1,000					1,000
BXS							1,355			1,355
Saline County							637,340			637,340
Streamworks							52,727			52,727
McGeorge (completion date est 7/11/24)		(0)					5,072,660	11,228,680	3,801,728	20,103,068
First Electric		0						69,104		69,104
<b>Totals</b>	<b>168,245</b>	<b>368,306</b>	<b>3,778,286</b>	<b>3,266,720</b>	<b>1,290,337</b>	<b>247,730</b>	<b>6,503,091</b>	<b>12,239,325</b>	<b>4,141,467</b>	<b>31,835,261</b>
Funding								8,013,344.27		187
2016 Bond	15,037,646							4,208,640.26		188
Bond Interest Thru 9/3/24	1,054,687	Arbitrage Calculations Completed through 12/31/23								
County Reimbursement	637,340									
STP Grant 2021 Received in 2023	2,793,888			1,923,521.93						
STP Grant 2021 Received in 2022	1,206,112			249,304.29						
STP Grant 2022 Received in 2023	3,000,000									
2023 Franchise Fee Bond Fund 188	9,948,051	Deposited May 2023								
<b>Total Funding Secured</b>	<b>33,677,723</b>									
Amount Obligated and Spent to Date	32,003,506									
Difference	1,674,218									
	*Exploring a difference in contract amount of \$15038.46 with Garver at 1.1.24									
I had the Garver Contract at	4529394									
They had	4,508,731									
	20,663									
Previous Diff	15038.46									
	5,625									

**Appendix 6 - Facilities Operation Cost Review**

	100/120	200	300	410	420	440/450	400/430	500	600	800	900	950		
													Lift Stations , Treatment plant	Totals
	City Hall	Animal Facility	Courts part of CH Bt	Mills Park	Midland Park	Alcoa/Ashley	The Center	Split 3 ways	Part of Roya	Street	Water			
<b>2024 Budget</b>														
5102 Building Main	1,895	5,000	5,000	2,000	0	0	96,000	41,000	31,500	48,617	6,223	15,000	252,235	
5/6/5104 Grounds/pool/Splash Pad Main	5,500	8,320	0	16,000	30,600	17,000	170,875	0	0	0	3,500	0	251,795	
5110 Electricity	9,720	10,000	6,000	16,000	14,744	14,100	245,000	47,000	27,000	125,000	44,000	443,500	1,002,064	
5111 Gas	1,240	480	1,200	150	0	0	57,500	6,500	3,000	2,500	2,500	2,868	77,938	
5112 Water	950	1,000	1,000	6,360	1,560	1,416	9,704	7,000	3,000	5,000	500	114,276	151,766	
5115 Landlines and Internet	10,908	9,500	3,216	2,062	0	0	21,804	27,928	18,629	14,640	8,748	8,664	126,099	
5120 Prop Insurance	6,700	1,500	0	600	0	0	63,050	32,000	9,000	15,000	18,100	25,500	171,450	
5130 Sanitation	1,345	1,500	1,080	0	0	0	42,000	2,900	1,800	3,500	3,500	110,000	167,625	
1/2/5140 Janitor Supplies and Main	4,500	4,500	500	0	0	0	33,000	16,500	5,000	16,000	1,500	3,000	84,500	
<b>Totals</b>	<b>42,758</b>	<b>41,800</b>	<b>17,996</b>	<b>43,172</b>	<b>46,904</b>	<b>32,516</b>	<b>738,933</b>	<b>180,828</b>	<b>98,929</b>	<b>230,257</b>	<b>88,571</b>	<b>722,808</b>	<b>2,285,472</b>	
<b>2023 Actuals</b>														
5102 Building Main	22,101	8,220	888	838	0	0	104,035	54,674	29,174	22,151	4,258	14,836	261,175	
5/6/5104 Grounds Main	10,995	3,139	0	23,636	28,039	25,085	166,407	0	0	0	2,310	0	259,610	
5110 Electricity	7,570	9,177	6,056	9,897	17,860	10,983	236,820	44,414	29,275	126,579	37,261	379,343	915,232	
5111 Gas	1,330	396	1,064	124	0	0	42,651	6,281	2,666	1,726	1,811	1,821	59,869	
5112 Water	1,206	752	965	6,150	2,029	1,095	6,708	7,396	3,860	541	306	29,735	60,742	
5115 Landlines and Internet	10,535	9,083	4,193	2,097	0	0	22,498	26,706	11,846	11,824	8,660	8,751	116,191	
5120 Prop Insurance	5,764	1,491	0	2,724	0	0	56,256	31,405	9,688	16,812	18,062	25,212	167,414	
5130 Sanitation	1,328	1,506	1,035	0	0	0	50,819	2,753	1,494	4,641	2,643	90,516	156,735	
1/2/5140 Janitor Supplies and Main	5,181	9,047	400	0	0	0	39,224	17,655	6,706	5,031	2,051	2,822	88,117	
<b>Totals</b>	<b>66,009</b>	<b>42,809</b>	<b>14,600</b>	<b>45,465</b>	<b>47,927</b>	<b>37,162</b>	<b>725,418</b>	<b>191,285</b>	<b>94,709</b>	<b>189,304</b>	<b>77,361</b>	<b>553,036</b>	<b>2,085,086</b>	
<b>Differences</b>														
5102 Building Main	(20,206)	(3,220)	4,112	1,162	0	0	(8,035)	(13,674)	2,326	26,466	1,965	164	(8,941)	
5/6/5104 Grounds/pool/Splash Pad Main	(5,495)	5,181	0	(7,636)	2,561	(8,085)	4,468	0	0	0	1,190	0	(7,815)	
5110 Electricity	2,150	823	(56)	6,103	(3,116)	3,118	8,181	2,586	(2,275)	(1,579)	6,739	64,157	86,832	
5111 Gas	(90)	84	136	26	0	0	14,849	219	334	774	689	1,047	18,069	
5112 Water	(256)	248	35	210	(469)	321	2,996	(396)	(860)	4,459	194	84,541	91,024	
5115 Landlines and Internet	373	417	(977)	(35)	0	0	(694)	1,222	6,783	2,816	88	(87)	9,907	
5120 Prop Insurance	936	9	0	(2,124)	0	0	6,794	595	(688)	(1,812)	38	288	4,036	
5130 Sanitation	17	(6)	45	0	0	0	(8,819)	147	306	(1,141)	857	19,484	10,890	
1/2/5140 Janitor Supplies and Main	(681)	(4,547)	100	0	0	0	(6,224)	(1,155)	(1,706)	10,969	(551)	178	(3,617)	
<b>Totals</b>	<b>(23,251)</b>	<b>(1,009)</b>	<b>3,396</b>	<b>(2,293)</b>	<b>(1,023)</b>	<b>(4,646)</b>	<b>13,515</b>	<b>(10,457)</b>	<b>4,220</b>	<b>40,953</b>	<b>11,210</b>	<b>169,772</b>	<b>200,386</b>	

Grader comments in past years have asked for a review of facility operational costs. Last year for the 2023 Budget Book after adoption, we put this chart together. We gained a lot from that review so we are keeping it in the 2024 budget book. As is typical you do not want to overbudget for your Utilities and other facility maintenance costs but you also do not want to drastically underfund these areas. Reviewing this helps the City at large to budget for these areas more efficiently. If the Facilities Manager position is filled the Finance Department plans to work with that individual on this review as well. We have shaded those areas that are over or under by more than \$5K.

# Glossary:

Accrual - revenue and expenses are recorded when they are incurred.

---

Act 474 Sur Charge is paid by the Code Department to the State.

---

Ad Valorem - a basis for levy of taxes upon property based on value.

---

Agency Fund - a fund consisting of resources received and held by the governmental unit as an agent

---

Arbitrage - the simultaneous buying and selling of securities, currency, or commodities in different markets or in derivative forms in order to take advantage of differing prices for the same asset.

---

Audit - an official inspection of an individual's or organization's accounts, typically by an independent

---

Balanced Budget - a budget balanced by fund, means the total anticipated revenues are equal to or exceed the budgeted expenditures for that fund.

---

BOND: (Debt Instrument): A written promise to pay a specified sum of money (called the principal amount or face value) at a specified future due date (called the maturity date) along with periodic interest paid at a specified percentage of the principal (called the interest rate). Bonds are typically used for long-term debt to pay for specific capital expenditures. The difference between a note and a bond is that the latter is issued for a longer period (over 10 years) and requires greater legal formality.

---

Budget - an annual or other regular estimate of revenues and expenditures put forward by the government, often including details of changes in taxation or other revenue sources.

---

Capital Expenditures - as also described for this particular Entity/City on page 13 are reviewed starting at \$5000 with a life of two or more years and the common definition is money spent by a business or organization on acquiring or maintaining capital assets, such as land, buildings, and

---

Capital Projects Fund - A fund created to account for all resources to be used for the acquisition or construction of designated capital assets.

---

Cash basis is a major accounting method by which revenues and expenses are only acknowledged when the payment occurs.

---

Debt Service Fund - A governmental type fund used to account for accumulations of resources that are restricted, committed, or assigned to expenditures for principal and interest.

---

Depreciation - a reduction in the value of an asset with the passage of time, due in particular to wear and tear.

---

A Dewatering Facility is a Wastewater Treatment Plant option. The City of Bryant implemented this option in 2018.

---

Enterprise Fund - A Fund established to finance and account for the acquisition, operations, and maintenance of governmental facilities and services which are entirely or predominantly self-supporting by user charges.

---

The Federal Drinking Water Loan Program is operated by the Arkansas Natural Resources Commission.

---

## City of Bryant, AR 2025 Budget Book

---

Franchise Fee - a fee paid by public service businesses for use of city streets, alleys, and property in providing their services to the citizens of a community, included but not limited to electricity, telephone, natural gas and cable television.

---

Full - Time Equivalent Position (FTE) - A part time position converted to the decimal equivalent of a full time position based on 2080 per year. For example, a summer lifeguard working for four months, or 690 hours, would be equivalent to .33 of a full time position.

---

FUND: An accounting entity with a self-balancing set of accounts containing its own assets, liabilities and fund balance. A fund is established for the purpose of carrying on specific activities or attaining certain objectives in accordance with special regulations, restrictions or limitations.

---

Fund Balance - is when liabilities are subtracted from assets, there is a fund balance. A positive fund balance means there are more assets than liabilities; a negative fund balance means just the opposite. Fund balance can be complicated by the fact that part of the fund balance is reserved and part unreserved.

---

Governmental Fund - A generic classification of funds used to account for activities primarily supported by taxes, grants, and similar revenues sources.

---

Major Funds are defined as those funds whose revenues, expenditures/expenses, assets or liabilities are at least 10 percent of the total for their fund category (governmental or enterprise) and 5 percent of the aggregate of all governmental and enterprise funds in total and Non Major Funds are

---

MSI/Virtual Justice is computer software used by the Courts system.

---

Profit Star is computer software used for the Water, Wastewater and Stormwater bills.

---

ROCIC is a government company used by Police Department for intelligence gathering and equipment loans.

---

Special Revenue Fund - A fund established to account for revenues from specific taxes or other earmarked revenue sources that by law are designated to finance particular functions or activities of government.

---

Trust Fund - A fund consisting of assets belonging to a trust, held by the trustees for the beneficiaries.

---

Watchguard is the Police Department's software for the in car video.

---

# Acronym:

ACIC - 'Arkansas Crime Information Center' and is used by the Police Department.

ADFA - Arkansas Department of Finance and Administration.

ANRC - Arkansas Natural Resource Commission

APERS - Arkansas Public Employees Retirement System.

ARPA - American Rescue Plan Act - Federal Money given to cities related to the pandemic needs.

AWWA - American Water Works Association.

B&G - Building and Grounds.

BAC - Blood Alcohol Content.

BBS - Battery Backup System

CAPPD - Central Arkansas Planning Development District. This District works with the City of Bryant

CAW - Central Arkansas Water Authority. The City of Bryant currently receives their Water via a

CIP - Capital Improvement Plan or Program.

COE - Corp of Engineers. The City of Bryant has a contract with the COE for future water access from

EMT - Emergency Medical Technician

FICA -Federal Insurance Contributions Act is a payroll cost.

FM - Force Main

FTE - Full-Time Equivalent

GAAP - Generally Accepted Accounting Principles

GASB - Government Accounting Standards Board

GFOA - Governmental Finance Officers Association

GIS - Geographic Information System is a system designed to capture, store, manipulate, analyze,

GO Bond or Debt - General Obligation Bond or Debt.

I&I - Inflow and Infiltration. Inflow is storm water that enters into the sanitary sewer system.

JESAP - Job Evaluation and Salary Administration Program for evaluating wages in relation to the

LS - Lift Station

LOPFI - Local Fire and Police Retirement System administered by the State of Arkansas.

M&R stands for Maintenance and Repair.

MUTCD - Manual for Uniform Traffic Control Devices

NOC - Network Operations Center used by the Construction/Project Management division of the

OCL - Out of City Limits

PRAC - Parks and Recreation Alliance Council and was established during the 2017 by the Parks

PTZ Cameras - Position, Tilt, Zone

RFP or RFQ - Request for Proposal or Request for Quotes, regarding purchasing.

RPM - Raised Pavement Markers

RRFB - Rectangular Rapid Flashing Beacons (Crosswalk Systems)

SCADA - Supervisory Control And Data Acquisition is a system that operates with coded signals over

SRO - School Resource Officer

WEA - Water Environmental Association.

WEFTEC - Water Environment Federation Technical Conference.