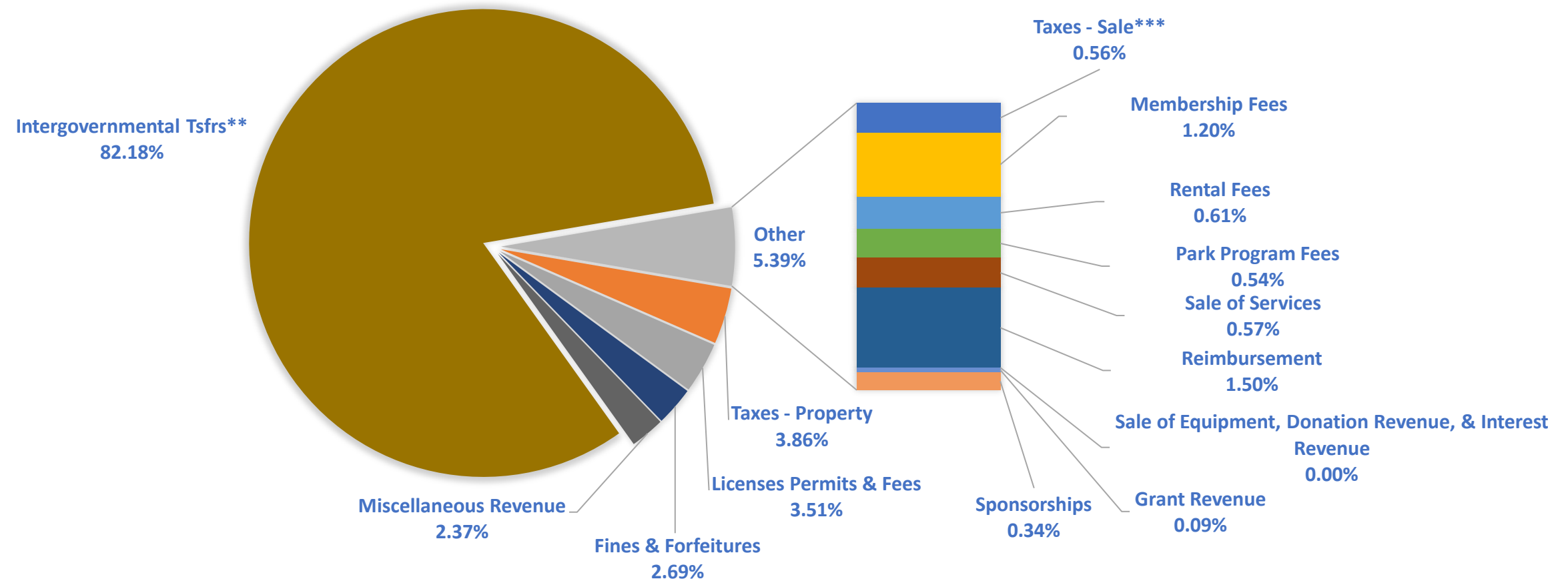


001 General Fund Quarterly Revenue Review

Total Revenues						
Cat.	Description	1Q 2022	2Q 2022	3Q 2022	4Q 2022	YTD 2022
R10	Taxes - Sale***	\$ 22,409.88	\$ -	\$ -	\$ -	\$ 22,409.88
R15	Taxes - Property	\$ 155,624.73	\$ -	\$ -	\$ -	\$ 155,624.73
R20	Licenses Permits & Fees	\$ 141,419.57	\$ -	\$ -	\$ -	\$ 141,419.57
R30	Membership Fees	\$ 48,321.25	\$ -	\$ -	\$ -	\$ 48,321.25
R33	Rental Fees	\$ 24,590.00	\$ -	\$ -	\$ -	\$ 24,590.00
R36	Park Program Fees	\$ 21,707.40	\$ -	\$ -	\$ -	\$ 21,707.40
R40	Fines & Forfeitures	\$ 108,384.71	\$ -	\$ -	\$ -	\$ 108,384.71
R50	Sale of Services	\$ 22,799.80	\$ -	\$ -	\$ -	\$ 22,799.80
R60	Miscellaneous Revenue	\$ 95,273.64	\$ -	\$ -	\$ -	\$ 95,273.64
R62	Intergovernmental Tsfrs**	\$ 3,309,831.99	\$ -	\$ -	\$ -	\$ 3,309,831.99
R64	Reimbursement	\$ 60,322.32	\$ -	\$ -	\$ -	\$ 60,322.32
R66, R68, R85	Sale of Equipment, Donation Revenue, & Interest Revenue	\$ -	\$ -	\$ -	\$ -	\$ -
R70	Grant Revenue	\$ 3,503.85	\$ -	\$ -	\$ -	\$ 3,503.85
R74	Sponsorships	\$ 13,493.21	\$ -	\$ -	\$ -	\$ 13,493.21
		\$ 4,027,682.35	\$ -	\$ -	\$ -	\$ 4,027,682.35

TOTAL REVENUES



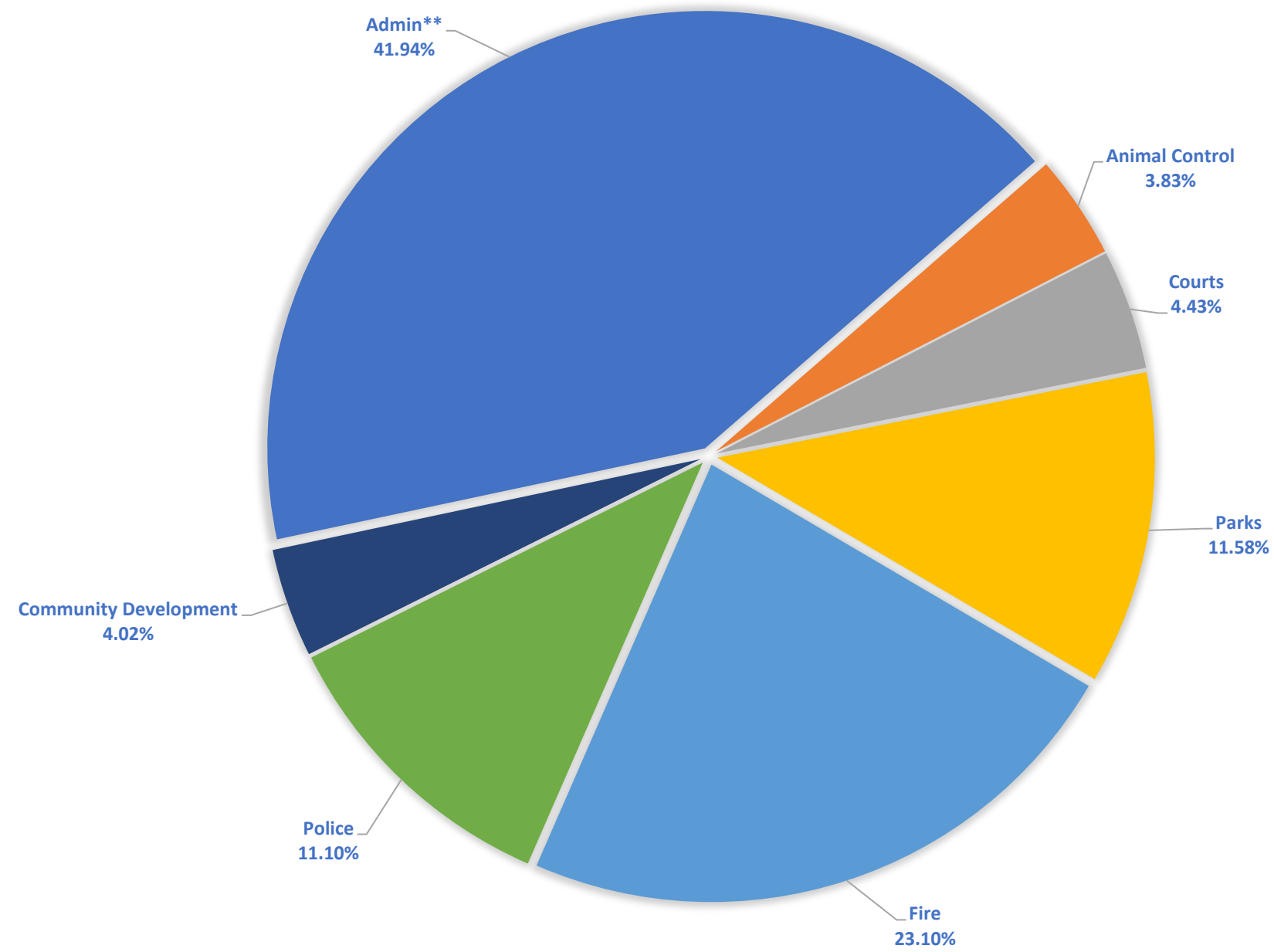
**Includes transfers from Sales Tax, Designated Tax, and Franchise Fees

***Includes State Turnback

001 General Fund Quarterly Revenue Review

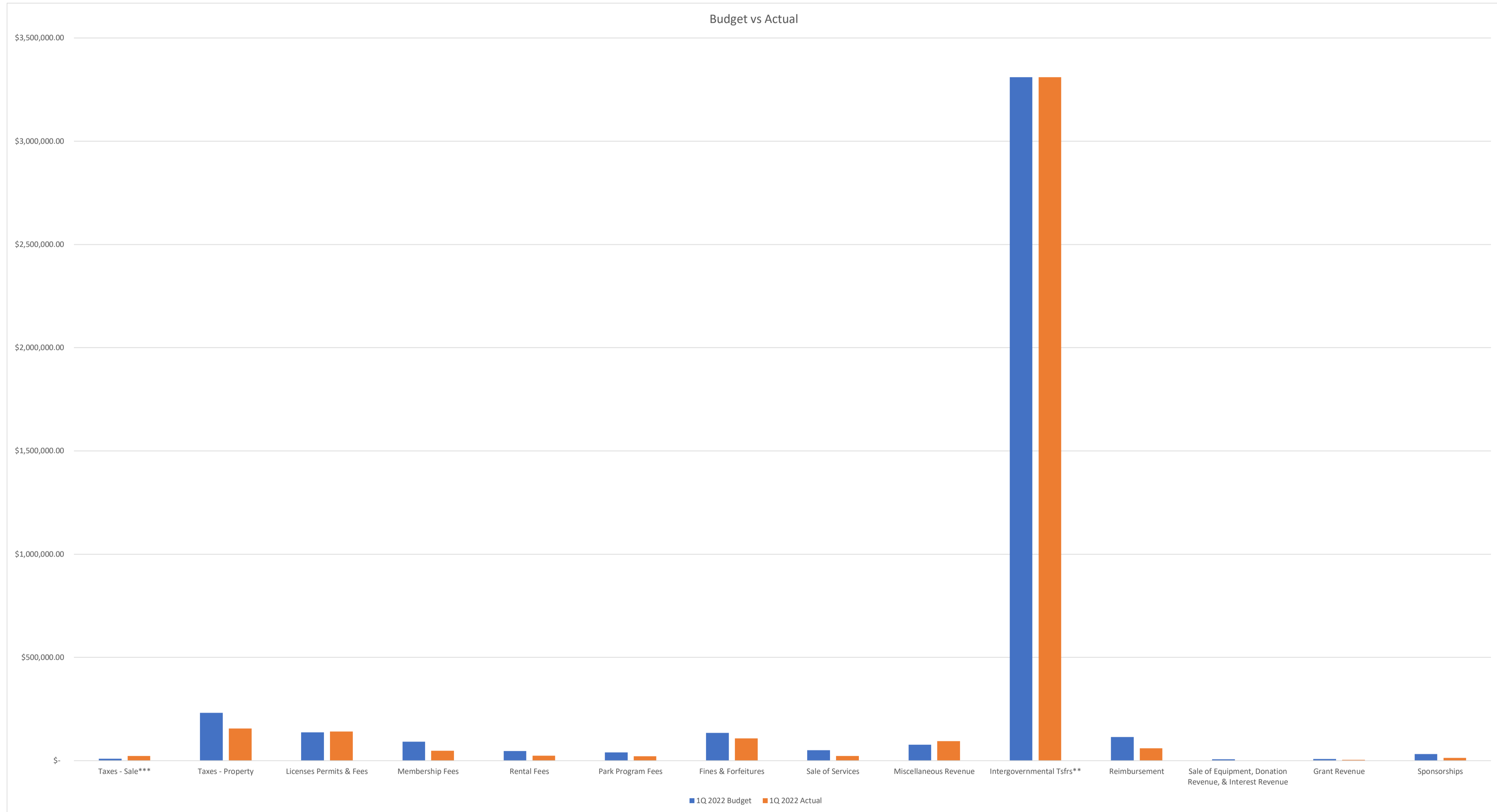
By Department						
#	Department	1Q 2021	2Q 2021	3Q 2021	4Q 2021	YTD 2021
0100	Admin**	\$ 1,689,207.52	\$ -	\$ -	\$ -	\$ -
0200	Animal Control	\$ 154,270.86	\$ -	\$ -	\$ -	\$ -
0300	Courts	\$ 178,334.85	\$ -	\$ -	\$ -	\$ -
0400	Parks	\$ 466,500.22	\$ -	\$ -	\$ -	\$ -
0500	Fire	\$ 930,408.26	\$ -	\$ -	\$ -	\$ -
0600	Police	\$ 447,009.05	\$ -	\$ -	\$ -	\$ -
0700	Community Development	\$ 161,951.59	\$ -	\$ -	\$ -	\$ -
		\$ 4,027,682.35	\$ -	\$ -	\$ -	\$ -

REVENUES BY DEPARTMENT



**Admin includes HR, Finance, Engineering, and IT Departments

Budget vs Actual											
Cat.	Description	1Q 2022 Budget	1Q 2022 Actual	2Q 2022 Budget	2Q 2022 Actual	3Q 2022 Budget	3Q 2022 Actual	4Q 2022 Budget	4Q 2022 Actual	Budget YTD 2022	Actual YTD 2022
R10	Taxes - Sale***	\$ 9,500.00	\$ 22,409.88	\$ -	\$ -	\$ -	\$ -	\$ -	\$ -	\$ 9,500.00	\$ 22,409.88
R15	Taxes - Property	\$ 232,025.00	\$ 155,624.73	\$ -	\$ -	\$ -	\$ -	\$ -	\$ -	\$ 232,025.00	\$ 155,624.73
R20	Licenses Permits & Fees	\$ 137,905.00	\$ 141,419.57	\$ -	\$ -	\$ -	\$ -	\$ -	\$ -	\$ 137,905.00	\$ 141,419.57
R30	Membership Fees	\$ 92,500.00	\$ 48,321.25	\$ -	\$ -	\$ -	\$ -	\$ -	\$ -	\$ 92,500.00	\$ 48,321.25
R33	Rental Fees	\$ 46,748.75	\$ 24,590.00	\$ -	\$ -	\$ -	\$ -	\$ -	\$ -	\$ 46,748.75	\$ 24,590.00
R36	Park Program Fees	\$ 40,500.00	\$ 21,707.40	\$ -	\$ -	\$ -	\$ -	\$ -	\$ -	\$ 40,500.00	\$ 21,707.40
R40	Fines & Forfeitures	\$ 134,920.00	\$ 108,384.71	\$ -	\$ -	\$ -	\$ -	\$ -	\$ -	\$ 134,920.00	\$ 108,384.71
R50	Sale of Services	\$ 50,750.00	\$ 22,799.80	\$ -	\$ -	\$ -	\$ -	\$ -	\$ -	\$ 50,750.00	\$ 22,799.80
R60	Miscellaneous Revenue	\$ 76,942.50	\$ 95,273.64	\$ -	\$ -	\$ -	\$ -	\$ -	\$ -	\$ 76,942.50	\$ 95,273.64
R62	Intergovernmental Tsfrs**	\$ 3,309,835.00	\$ 3,309,831.99	\$ -	\$ -	\$ -	\$ -	\$ -	\$ -	\$ 3,309,835.00	\$ 3,309,831.99
R64	Reimbursement	\$ 114,500.00	\$ 60,322.32	\$ -	\$ -	\$ -	\$ -	\$ -	\$ -	\$ 114,500.00	\$ 60,322.32
R66, R68, R85	Sale of Equipment, Donation Revenue, & Interest Revenue	\$ 6,500.00	\$ -	\$ -	\$ -	\$ -	\$ -	\$ -	\$ -	\$ 6,500.00	\$ -
R70	Grant Revenue	\$ 8,425.00	\$ 3,503.85	\$ -	\$ -	\$ -	\$ -	\$ -	\$ -	\$ 8,425.00	\$ 3,503.85
R74	Sponsorships	\$ 31,875.00	\$ 13,493.21	\$ -	\$ -	\$ -	\$ -	\$ -	\$ -	\$ 31,875.00	\$ 13,493.21
		\$ 4,292,926.25	\$ 4,027,682.35	\$ -	\$ -	\$ -	\$ -	\$ -	\$ -	\$ 4,292,926.25	\$ 4,027,682.35



**Includes transfers from Sales Tax, Designated Tax, and Franchise Fees
 ***Includes State Turnback