



City of Bryant, Arkansas
 Community Development
 210 SW 3rd Street Bryant, AR 72022
 501-943-0943

SIGN PERMIT APPLICATION

Applicants are advised to read the Sign Ordinance prior to completing and signing this form. The Sign Ordinance is available at www.cityofbryant.com under the Planning and Community Development tab.

Note: Electrical Permits may be Required. Please contact the Community Development Office for more information.

Date: 8-24-22

Sign Co. or Sign Owner

Name TBD
 Address _____
 City, State, Zip _____
 Phone _____
 Email Address _____

Property Owner

Name Walmart Stores Inc.
 Address 2608 SE J Street
 City, State, Zip Bentonville AR 72712
 Phone 479-273-4000
 Email Address nicholas.butler@walmart.com
 contact for project: Cathy Yockey
 cathy.yockey@hfa-ae.com

GENERAL INFORMATION

Name of Business Walmart Store 3230
 Address/Location of sign 400 Bryant Avenue
 Zoning Classification C-2

Please use following page to provide details on the signs requesting approval. Along with information provided on this application, a **Site Plan showing placement of sign(s) and any existing sign(s) on the property is required** to be submitted. **Renderings of the sign(s) showing the correct dimensions is also required** to be submitted with the application. A thirty-five dollar (\$35) per sign payment will be collected at the time of permit issuance. According to the Sign Ordinance a fee for and sign variance or special sign permit request shall be one hundred dollars (\$100). Additional documentation may be required by Sign Administrator.

READ CAREFULLY BEFORE SIGNING

I, Cathy Yockey, do hereby certify that all information contained within this application is true and correct. I fully understand that the terms of the Sign Ordinance supersede the Sign Administrator's approval and that all signs must fully comply with all terms of the Sign Ordinance regardless of approval. I further certify that the proposed sign is authorized by the owner of the property and that I am authorized by the property owner to make this application. I understand

that no sign may be placed in public right of way. I understand that I must comply with all Building and Electrical Codes and that it is my responsibility to obtain all necessary permits.

Use table below to enter information regarding each sign for approval. Please use each letter to reference each sign rendering.

SIGN	Type (Façade, Pole, Monument, other)	Dimensions (Height, Length, Width)	Sqft (Measured in whole as rectangle)	Height of Sign (Measured from lot surface)		Column for Admin Certifying Approval
				Top of Sign	Bottom of Sign	
A	Wall	15'-9" x 12'-7"	198.14	25'-1"	13'-5"	
B	Wall	2'-0" x 10'-3"	20.50	22'-9"	24'-9"	
C	Wall	2'-8 1/2" x 22'-5 1/2"	60.64	12'-11"	10'-11"	
E	Wall	2' x 8'-10 1/2"	17.75	13'-2"	10'-8"	
F	Wall	1'-6" x 10'-10"	16.25	21'-3"	19'-8"	
G	Wall	3'-4 1/4" x 12'-2 1/2"	40.95	23'-5"	20'-1"	

Wall 1'-6" x 5'-5 1/2" 8.19SF 11'-2" 9'-8"
 Wall 2' x 12'-4 1/2" 24.75SF 16'-1" 14'
 Wall x 6 2'-6" x 2'-6" 6.25SF ea. 12' 9'-6"

STIPULATION FOR REUSE:
THIS DRAWING IS THE PROPERTY OF HARRISON FRENCH & ASSOCIATES, L.L.C. AND IS NOT TO BE REPRODUCED OR TRANSMITTED IN ANY FORM OR BY ANY MEANS, ELECTRONIC OR MECHANICAL, INCLUDING PHOTOCOPYING, RECORDING, OR BY ANY INFORMATION STORAGE AND RETRIEVAL SYSTEM, WITHOUT THE WRITTEN PERMISSION OF HARRISON FRENCH & ASSOCIATES, L.L.C. FOR REUSE ON OTHER PROJECTS, CONTACT THE PROJECT MANAGER.

Walmart
BRYANT, AR
STORE NO. 30230-241
JOB NUMBER: 02-22-23230
173 PROTO SC

ISSUE BLOCK		
1	CCD#1	05/20/22
2	CCD#3	08/24/22

CHECKED BY: RLS/AML
DRAWN BY: NEB
DOCUMENT DATE: 01/18/22
PROTO: 173 PROTO SC
PROTO CYCLE: 12/17/21

PROFESSIONAL CERTIFICATION
I HEREBY CERTIFY THAT THESE PLANS AND SPECIFICATIONS HAVE BEEN PREPARED BY ME OR UNDER MY SUPERVISION, I AM A LICENSED ARCHITECT AND I AM A MEMBER OF THE ARKANSAS ARCHITECTS ASSOCIATION AND I AM IN COMPLIANCE WITH THE ARKANSAS PROFESSIONAL CODE FOR THE STATE OF ARKANSAS.

REGISTERED ARCHITECTS
NO. C-569
Arkansas

REGISTERED ARCHITECT
LOWELL A. WETTERBEE, JR.
License Number: 2011
STATE OF ARKANSAS

2022.08.24 16:12:27-0500'

PROFESSIONAL CERTIFICATION
I HEREBY CERTIFY THAT THESE PLANS AND SPECIFICATIONS HAVE BEEN PREPARED BY ME OR UNDER MY SUPERVISION, I AM A LICENSED ARCHITECT AND I AM A MEMBER OF THE ARKANSAS ARCHITECTS ASSOCIATION AND I AM IN COMPLIANCE WITH THE ARKANSAS PROFESSIONAL CODE FOR THE STATE OF ARKANSAS.

REGISTERED ARCHITECTS
NO. C-569
Arkansas

REGISTERED ARCHITECT
LOWELL A. WETTERBEE, JR.
License Number: 2011
STATE OF ARKANSAS

2022.08.24 16:12:27-0500'

EXTERIOR DETAILS AND SIGNAGE

SHEET: A2.1

SIGNAGE GENERAL NOTES

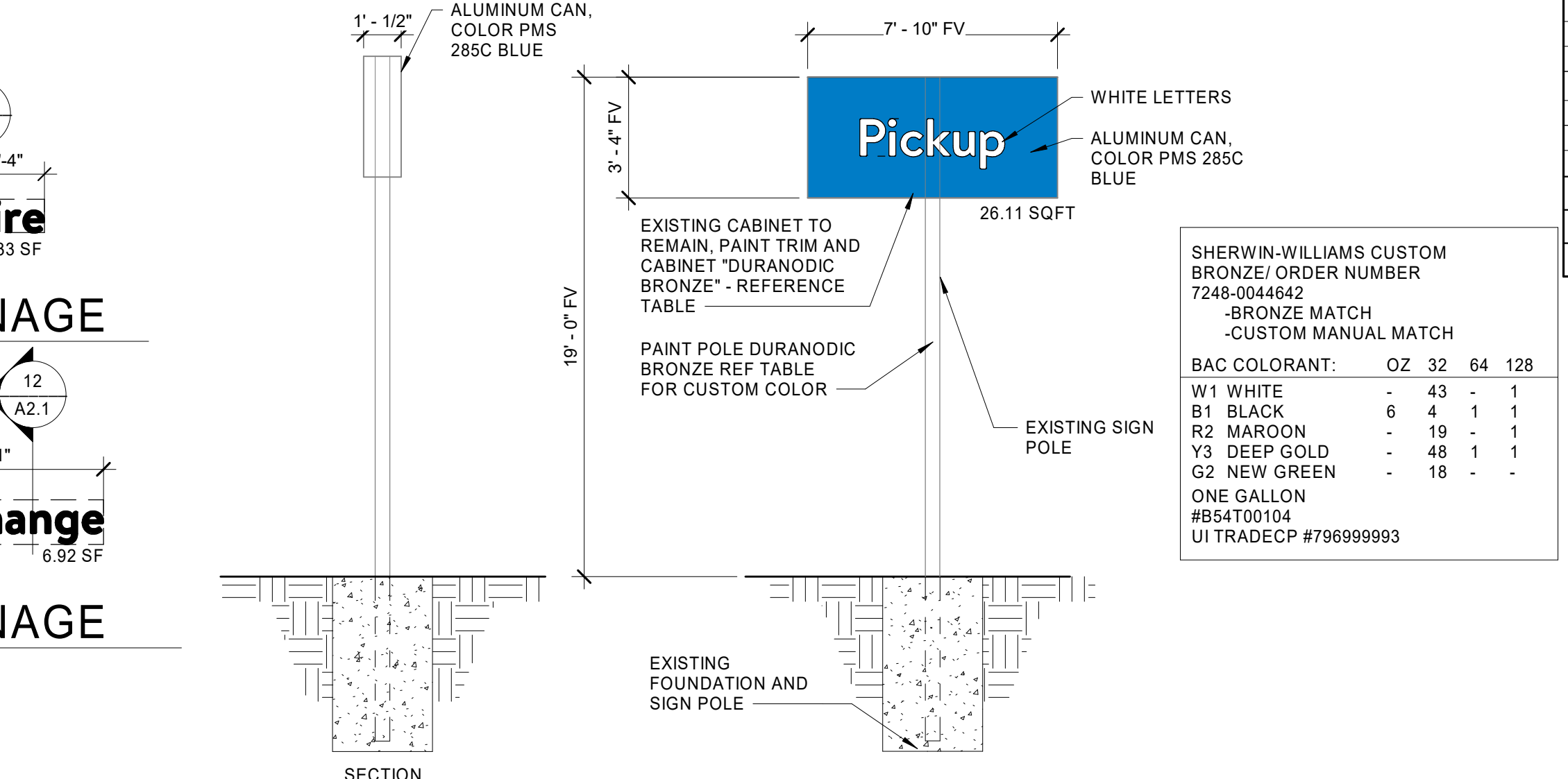
- SIGNAGE FURNISHED BY WAL-MART AND INSTALLED BY GC.
- ALL EXISTING WALMART EXTERIOR SIGNAGE IS TO REMAIN IN PLACE ON THE BUILDING UNTIL THE GC SIGN COMPANY IS ONSITE. THE EXISTING SIGNAGE WILL THEN BE REMOVED. PATCH AND REPAIR WORK WILL BE COMPLETED AT SIGN LOCATIONS, AND NEW SIGNAGE WILL BE INSTALLED PER PLANS.
- GENERAL CONTRACTOR RESPONSIBILITIES
 - BY END OF FIRST WEEK OF CONSTRUCTION, REVIEW EXISTING CONSTRUCTION WHERE SIGN(S) WILL BE INSTALLED. IF EXISTING CONDITIONS DO NOT MATCH SIGN ATTACHMENT DETAILS SHOWN, REQUEST APPROVAL FROM CONSTRUCTION MANAGER TO SUBMIT RFI IN ACCORDANCE WITH SECTION 01235. NOTE DIFFERENCES IN CONSTRUCTION, INCLUDING DIMENSIONS, AND INCLUDE PHOTOGRAPHS FOR CLARIFICATION.
 - PROVIDE SUBSTRATE SUITABLE FOR INSTALLATION OF SIGNAGE. REFER TO SIGN DETAILS FOR LIGHTED IDOLOGO SIGNS.
 - PROVIDE JUNCTION BOXES AND CIRCUITRY TO NEW "Walmart" and "spark" SIGNAGE. EXISTING (8) BOXES FROM "WAL-MART" SIGNAGE MAY BE REUSED.
 - PROVIDE JUNCTION BOXES AND CIRCUITRY TO TENANT SIGNAGE LOCATION SHOWN. REFER TO ELECTRICAL.
 - INSTALL ACCESS DOORS AND FRAMES IN GYPSUM BOARD CEILING IF REQUIRED BY RELOCATION OF EXISTING SIGNAGE.
 - VERIFY VOLTAGE AT CIRCUITS FEEDING LIGHTED SIGNAGE. REFER TO ELECTRICAL.
 - MAKE FINAL TERMINATIONS ON LIGHTED SIGNAGE.
 - REMOVE ALL LIT IDOLOGO SIGNS AND UNLIT EXTERIOR STUD MOUNTED BUILDING SIGNS, UNLESS NOTED OTHERWISE.
 - MAKE REQUIRED EXTERIOR WALL PENETRATIONS. INSTALL CONDUIT, AND SEAL PENETRATIONS PER SPECIFICATION SECTION 07900.
 - INSTALL SIGNAGE PER DETAILS.

EXISTING SIGNAGE SCHEDULE
(FOR REFERENCE ONLY)

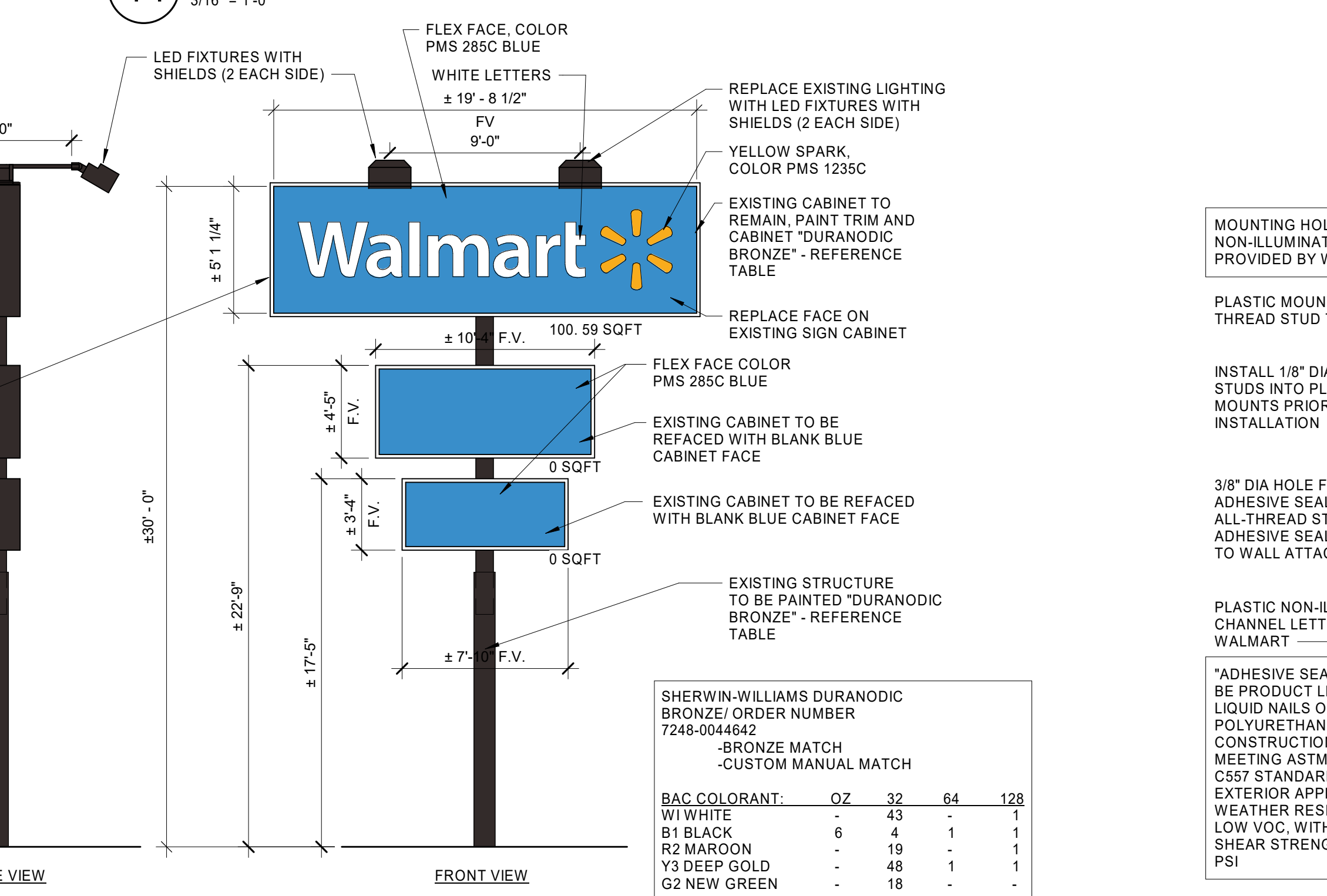
SIGNAGE LOCATION	QTY	COLOR	SIZE	INDIVIDUAL AREA	TOTAL AREA
FRONT SIGNAGE					
Walmart	1	WHITE	5'-6"		
Spark	1	YELLOW	8'-0"	299.04 SF	299.04 SF
Grocery	1	WHITE	1'-0"	14.77 SF	14.77 SF
Home & Pharmacy	1	WHITE	1'-0"	34.18 SF	34.18 SF
Pickup	1	WHITE	2'-6"		
Spark	1	YELLOW	4'-5 1/2"	65.43 SF	65.43 SF
Auto Center	1	WHITE	1'-0"	8.49 SF	8.49 SF
Outdoor Living	1	WHITE	2'-0"	26.78 SF	26.78 SF
Auto Center ->	1	WHITE	1'-0"	8.13 SF	8.13 SF
TOTAL FRONT SIGNAGE				456.92 SF	
AUTO CENTER SIGNAGE					
Auto Center	1	WHITE	1'-6"	17.23 SF	17.23 SF
Tire	2	WHITE	1'-0"	5.16 SF	10.32 SF
Lube	2	WHITE	1'-0"	5.96 SF	11.92 SF
TOTAL AUTO CENTER SIGNAGE				28.35 SF	
TOTAL BUILDING SIGNAGE				485.17 SF	

NEW SIGNAGE SCHEDULE

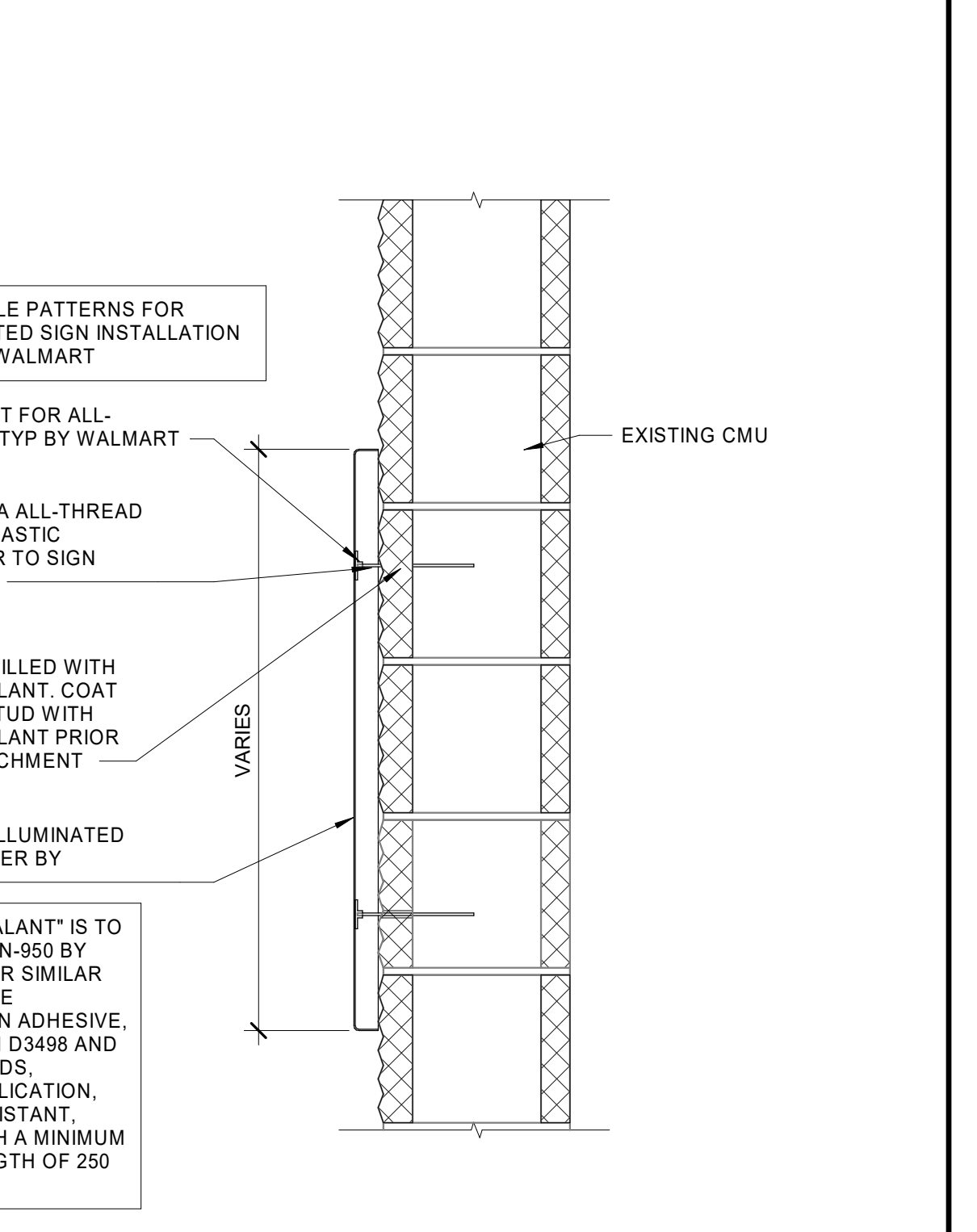
SIGNAGE LOCATION	QTY	LIGHTED	COLOR	SIZE	INDIVIDUAL AREA	TOTAL AREA
FRONT SIGNAGE						
Walmart	1	LED	WHITE	2'-5"		
Spark	1	LED	YELLOW	12'-0"	198.14 SF	198.14 SF
Outdoor	1	N/A	WHITE	2'-0"	20.50 SF	20.50 SF
Home & Pharmacy	1	N/A	WHITE	2'-0"	69.84 SF	69.84 SF
Market	1	N/A	WHITE	2'-0"	17.75 SF	17.75 SF
Auto Care >	1	N/A	WHITE	1'-6"	16.25 SF	16.25 SF
< Pickup	1	LED	WHITE	2'-6"	40.95 SF	40.95 SF
Auto Center	1	N/A	WHITE	1'-6"	8.19 SF	8.19 SF
Address Sign (400)	1	N/A	BLACK	1'-0"	N/A	N/A
TOTAL FRONT SIGNAGE					362.42 SF	
AUTO CARE SIGNAGE						
Auto Care	1	N/A	WHITE	2'-0"	24.75 SF	24.75 SF
Automotive Numerals	6	N/A	BLACK	2'-6"	6.25 SF	37.50 SF
Oil Change	2	N/A	BLACK	1'-0"	6.92 SF	13.84 SF
Tire	4	N/A	BLACK	1'-0"	2.33 SF	9.32 SF
TOTAL AUTO CARE SIGNAGE					85.41 SF	
PYLON SIGNAGE						
Walmart	1	N/A	N/A	N/A	100.59 SF	100.59 SF
Pickup	1	N/A	N/A	N/A	26.11 SF	26.11 SF
Blank	1	N/A	N/A	N/A	45.67 SF	45.67 SF
Blank	1	N/A	N/A	N/A	26.11 SF	26.11 SF
TOTAL PYLON SIGNAGE					198.48 SF	
TENANT SIGNAGE						
SUBWAY	1	N/A	N/A	N/A	18.00 SF	18.00 SF
BANK	1	N/A	N/A	N/A	20.00 SF	20.00 SF
TOTAL AUTO CARE SIGNAGE					38.00 SF	
TOTAL WALMART BUILDING SIGNAGE					447.83 SF	
TOTAL BUILDING SIGNAGE					485.83 SF	
TOTAL SIGNAGE					684.31 SF	



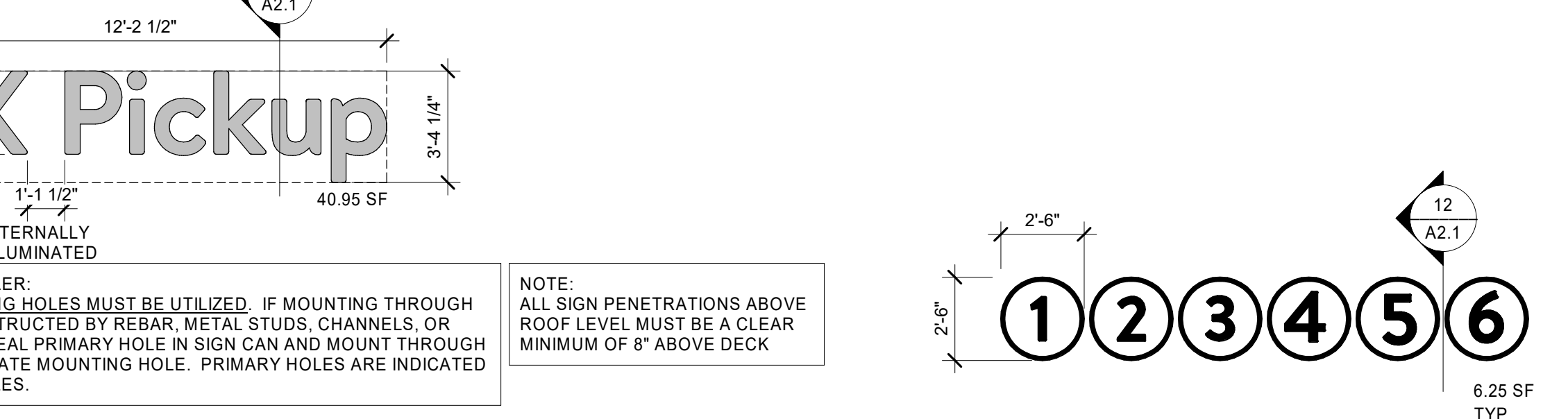
14 EXISTING AUTO CENTER PYLON CONVERTED TO PICKUP
3/16" = 1'-0"



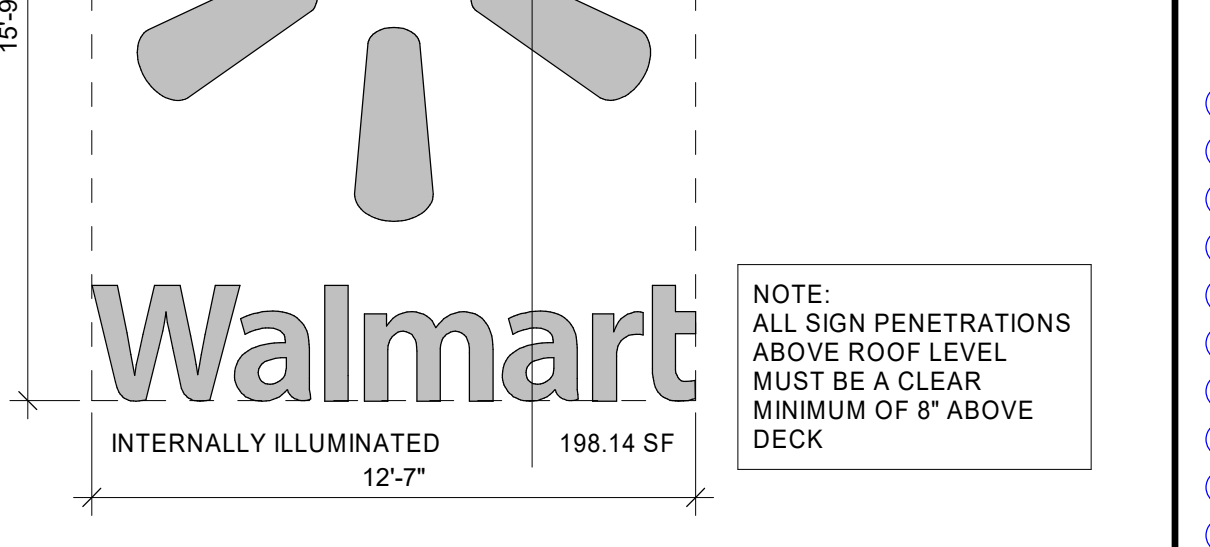
13 PYLON SIGN
3/16" = 1'-0"



12 SIGN ATTACHMENT AT CMU WALL
1/12" = 1'-0"



9 2'-6" PICKUP ARROW
1/4" = 1'-0"



1 WALMART SIGN
1/4" = 1'-0"

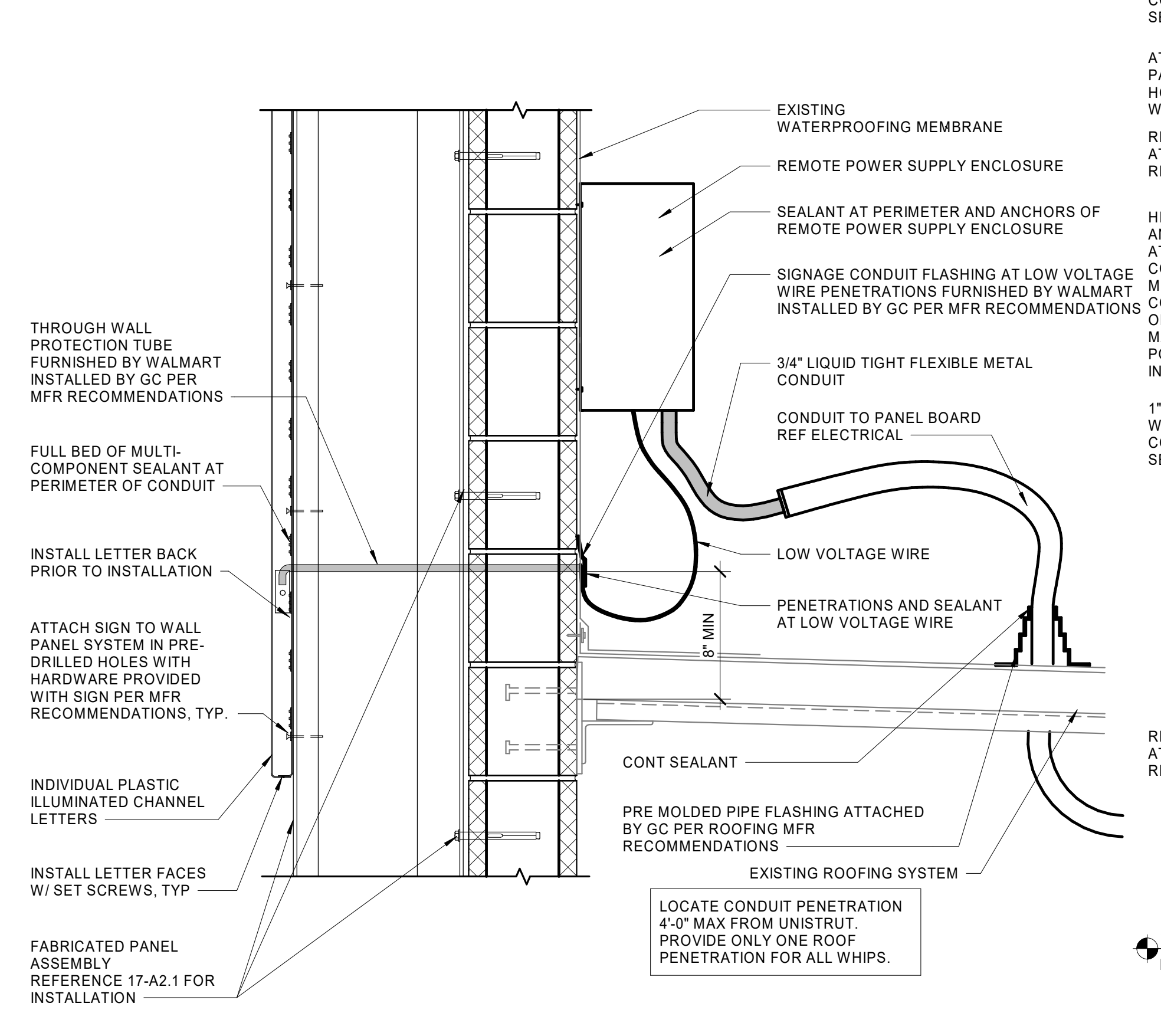


2 SIGNAGE
1/4" = 1'-0"

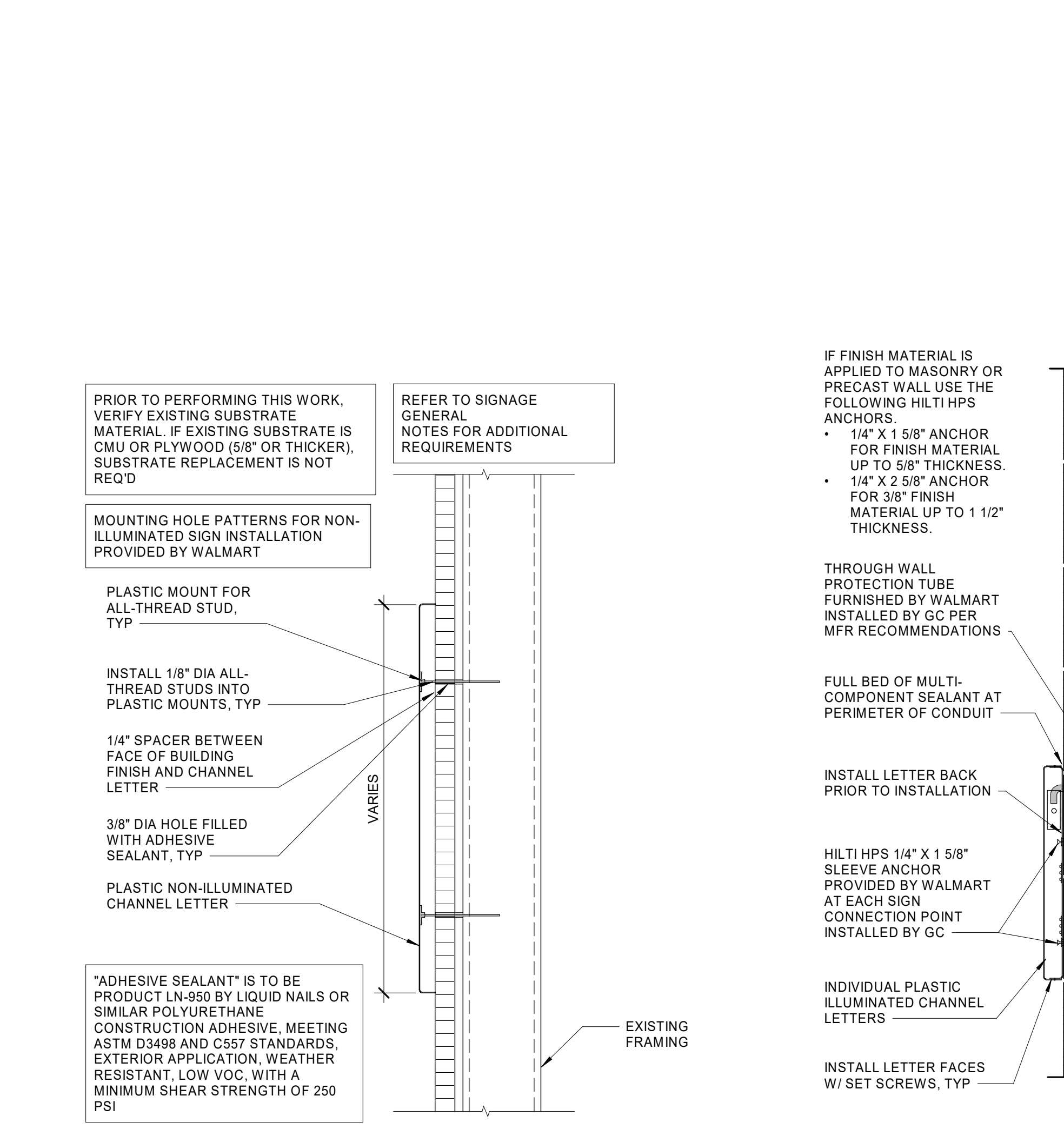


3 SIGNAGE
1/4" = 1'-0"

19 ADDRESS SIGN
1/4" = 1'-0"



18 SIGNAGE ATTACHMENT (V1)
1/12" = 1'-0"

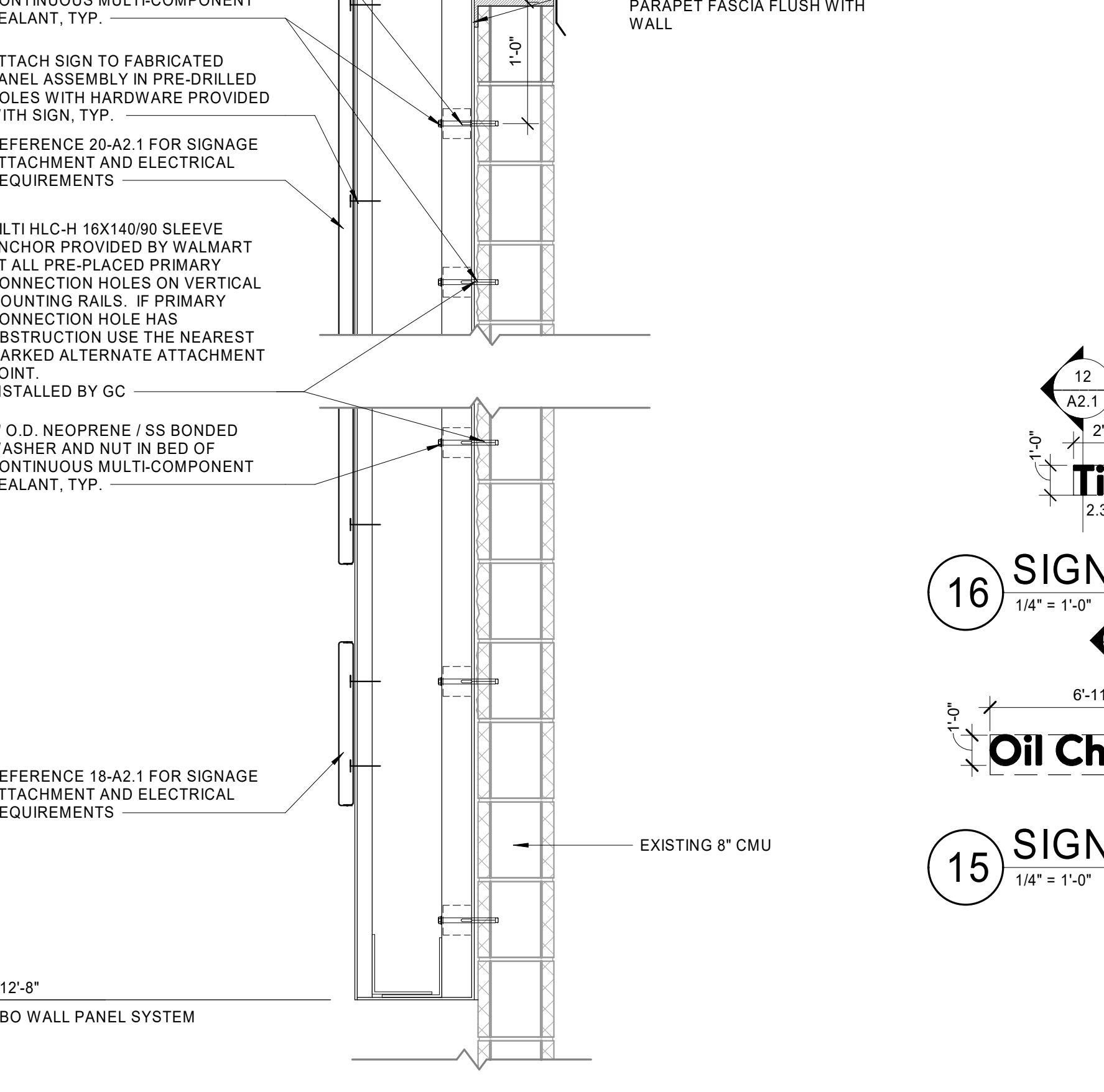


11 SIGN ATTACHMENT AT EIFS AND METAL STUD WALL
1/12" = 1'-0"



7 1'-6" AUTO CARE
1/4" = 1'-0"

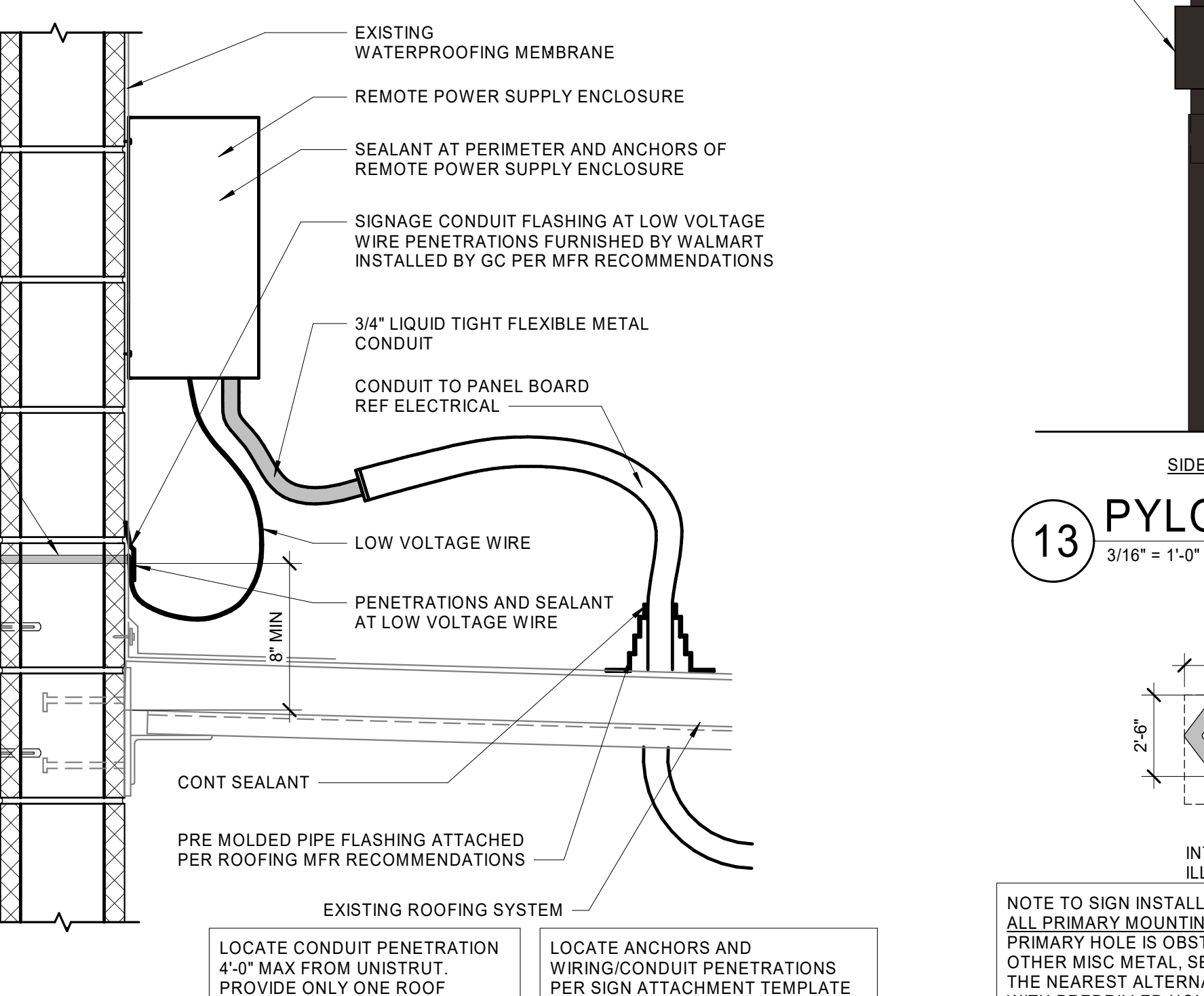
17 WALL PANEL SECTION (V1)
1" = 1'-0"



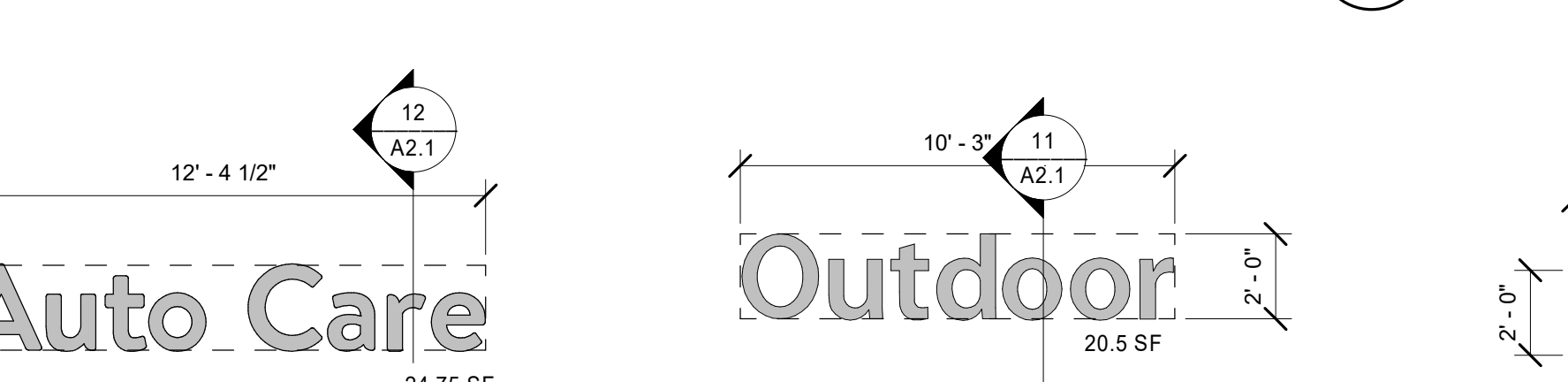
16 SIGNAGE
1/4" = 1'-0"



15 SIGNAGE
1/4" = 1'-0"



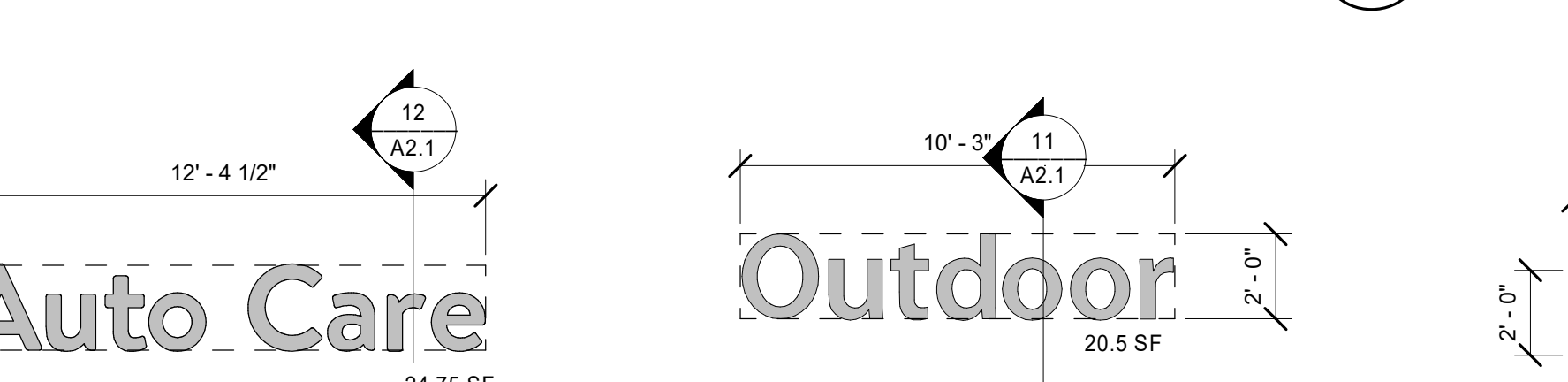
10 SIGNAGE ATTACHMENT
1/12" = 1'-0"



5 2'-0" AUTO CARE
1/4" = 1'-0"



6 1'-6" VISION
1/4" = 1'-0"



4 2'-0" OUTDOOR
1/4" = 1'-0"



3 SIGNAGE
1/4" = 1'-0"



2 SIGNAGE
1/4" = 1'-0"



1 WALMART SIGN
1/4" = 1'-0"



To Whom It May Concern,

We are requesting a special sign permit for the Walmart located at 400 Bryant Avenue. Our signage on the building and the existing pylon signage causes us to be over our allowed limit. Under literal interpretation of the code, we would need to eliminate some of our signage that helps our customers find the sections of the store they are looking for, ie Market, Pharmacy, etc.

This signage will not adversely affect other signs or properties in the area. They will not be detrimental to properties located in the vicinity. The signage we are proposing is replaces the signage we currently have and will not obscure fire hydrants, traffic signs or traffic signals, block motorists' line of sight, or otherwise inhibit or interfere with vehicular or pedestrian traffic.

Please let us know if you have any questions or concerns.

Sincerely,

Melinda Ingram