

# City of Bryant

## State of Arkansas

Annual 2024 Budget



Prepared by City of Bryant  
Finance Department

Changes from 11/28/23 version.  
\$425K Rev removed from Street.  
Bryant Parkway lowered from \$8mil to  
\$6.675mil and  
added funds 007 and 620 to page 76

# CITY OF BRYANT

STATE OF ARKANSAS

ANNUAL 2024 BUDGET



Adopted December 19, 2023

Prepared by City of Bryant Finance Department



# City of Bryant, AR 2024 Budget Book

Cover Page	1
Table of Contents	2
Local History	3
At A Glance	4
Budget Highlights	5
City Facilities	6
Census Data of Bryant, Arkansas	7-8
Letter of Transmittal	9-10
Adding Transparency to the Budget Process	11-12
Budget and Process Timeline	13
Budget/City Strategic Focus Areas	14
Adopting Resolution	15
GFOA Distinguished Budget Presentation Award	16
City Organization Chart	17-19
Policies for Debt and Capital and Auditing and Accounting	20-21
Fund Structure Organization Chart and Description	22-25
Summary of 2020-2024 and Category Totals for Major Funds with Pie Charts, Revenue Review	26-28
Total Revenues and Expenses with Pie Charts	29-31
Summary of City's Debt, Governmental and Business Type	32-34
HR, Personnel, and JESAP Overview	35
Full Time Equivalent Budgeted Employees by Function/Program	36-37
Education and Certification Pay Budgeted by Function/Program	38
Performance Measures by Department/Focus Areas	39-40
Governmental Funds	41
Elected Officials - Mayor, City Clerk and City Attorney	42-43
Human Resources	44
Finance	45
Information Technology	46
Engineering	47
Administration Budget Numbers	48
Community Development	49-50
Animal Control	51-53
Court	54-55
Parks and Recreation	56-58
Fire	59-61
Police	62-63
Public Works Administration	64-65
Street and Stormwater	66-69
Historical Review of 515 Stormwater Capital Enterprise Fund and ARPA Funding	70
Enterprise Funds	71
Water and Wastewater	72-75
List of Non Major Funds both Governmental and Enterprise	76
Appendix 1 and 2 - Major Vendor List and SWB (Salaries, Wages, and Benefits Calculation)	77-78
Appendix 3 - Bryant Capital and Maintenance Plan Template	79-83
Appendix 4 - City Fee Schedule	84-86
Appendix 5 - Historical Review of 187/188 Bryant Parkway Capital Fund and Completion Plan	87
Appendix 6 - Facilities Operation Cost	88
Glossary & Acronyms	89-91

## City of Bryant Local History

The City of Bryant received its start as a very small township in central Arkansas as European settlers established themselves along Hurricane Creek in the early 19th century. Over the years the city saw times of economic struggle, but as the demand for the area's bauxite grew during the WWII era, development and a steady slow growth began. Since then, the economic landscape of the city has seen many changes, as Bryant evolved from a typical railroad community, into one focused on family, education and quality of life for its residents.

Once a small industrial town, Bryant is now the fastest growing city in Central Arkansas. With a public education system deemed as one of the best in the state, as well as its proximity to the state's capital city of Little Rock, Bryant has more than doubled in population size over the past two decades. A stable and diversified business community, as well as a high demand real-estate market, now makes Bryant a much sought-after community for families and entrepreneurs.

The backbone of Bryant being its competitive spirit, organized youth and adult sports have thrived here. Making quality of life for residents a focus of Bryant's growth plan over the years, the city and school have created joint partnerships to ensure the best use of citizen taxpayer money, with money being invested back into the community. This has allowed both entities to offer a multitude of sports and educational opportunities to local residents.

The creation of Bishop Park, which opened in 2010, created additional opportunities for many local sports organizations to develop and grow, thus creating a robust sports tourism trade for the city. Bryant hosts numerous sporting events for all ages including baseball, softball, swimming, soccer, football, disc golf, pickleball, and tennis.

Community events are also important to those living in Bryant, connecting people new to the city to the many traditions that have been a part of the community for decades. The Bryant Fallfest Celebration, hosted by the local Chamber of Commerce, is entering its 35th year and is well attended by locals and visitors alike. The city has recently recreated the 4th of July celebrations from years ago, and are now planning the fifth annual Pops in the Park event.

However, the largest event for this area is the annual "Salt Bowl" Competition. This competition, normally held in August/September is the most attended high school football game in Arkansas. During this battle for the title of Salt Bowl Champion, Bryant takes on its neighbor to the west, Benton. With a normal attendance of over 30,000 fans, this long-standing rivalry extends out past the football field. The weeks leading up to the game will include competitive food drives between the two cities, including the schools and residents. Local businesses, community sponsors, churches and other organizations also find a way to join in on the friendly community wide rivalry.

Economic development and growth in Bryant have held strong through many market challenges. Mostly due to the comprehensive business make-up of the city. The Bryant School District along with the city government itself are the city's largest employers. There were 541 business licenses re-issued with another 7 new licenses requested in 2023 (not all store front). Local industry is varied and it is that myriad of retail, healthcare, restaurants, financial services, and other entrepreneurial opportunities that offers stability to the city's economic development. With Bryant's residential growth still climbing, there is still much opportunity for commercial growth in the city.

In 2021 Bryant saw the opening of the Arkansas Heart Hospital's Encore Medical Center. This four-story building is a general acute hospital care facility with a focus on bariatric surgery and peripheral vascular disease. It also features a full-service emergency department, restaurant and medical offices, bringing an additional 200 jobs to the local healthcare industry.

Arkansas' local economies are commonly supported by sales tax. Arkansas has a statewide sales tax of 6.5%. In Bryant, another 3% is collected and used by the city. This sales tax makes up approximately xx% of the general fund income. I hope you enjoyed this brief Local History on the City of Bryant. Please continue reading to see how we plan to use the resources granted to us by the citizens for the calendar year of 2024.

# City of Bryant, AR 2024 Budget Book

## City of Bryant, Arkansas At a Glance

Date of Incorporation	October 29, 1892
Form of Government	Mayoral/Council
Area in Square Miles	20.5

### Demographics

Population	20,663
Total Housing Units	8,950
Total Households	8,203
Median Household Income	\$66,688
Average Family Size	3.03

### Building Permits

Permits issued	797
Building Insp. Conducted	2,227

City Employees	Approximate
Full time	215
Part time	78

### Departments of Public Safety

Police Stations	1
# of Police on Patrol	29
Fire Stations	3
Engine Companies	2
Truck Companies	2
Reserve Engines	2
Wildland Brush Units	2
Water Rescue Units	2
Animal Shelters	1
# of Animal Control Officers	4

### Parks and Recreation

Acreage	300
Playgrounds	5
Baseball/Softball Fields	20
Soccer/Football Fields	7

### Public Schools

<https://myschoolinfo.arkansas.gov/Districts/Detail/6303000>

Elementary	Name	Enrollment 2022-2023	Ward
	Parkway	604	1
	Collegeville	481	2
	Springhill	559	2
	Hillfarm	594	3
	Bryant	612	4
	Robert L. Davis	491	OCL*
	Hurricane Creek	459	OCL*
	Salem	479	OCL*
Middle School			
	Bryant	786	4
	Bethel	709	2
Junior High School			
	Bryant	1,634	3
High School			
	Bryant	2,199	4
*OCL - Outside City Limits		<u>9607</u>	Total

### Water System

	Residential	Comm.
Active Accounts	8,482	659
Water Main miles	27.9	
Fire Hydrants	994 Approx.	

### Wastewater System

	Residential	Comm.
Active Accounts	9,467	649
Miles of lines:		
Gravity Sewer	159.7 Miles	
Force Main Sewer	29 Miles	
Lift Stations	41	

*Demographics based on 2020 U.S. Census Data*



# BUDGET HIGHLIGHTS

2024

## OVERVIEW

- There are 3 major funds highlighted during the budget process
  - General Fund
  - Street Fund
  - Water/Wastewater
- State Statute 14-58-201 requires a balanced budget for the proposed budget be present to Council by December 1<sup>st</sup>
- The City of Bryant keeps 120 days in cash, money that is not earmarked and would pay for daily operations if the city stopped receiving revenue




## REVENUE

- Revenues performed XX% more than expected in FY2023
- For the 2024 budget, General revenues were budgeted at \$19,754,395
- Sales Tax is the main source of revenue for the City of Bryant
- In FY2023, the City of Bryant received \$XX,XXX,XXX in Sales Tax revenue, XX% than anticipated
- In FY2024, Sales tax has been budgeted at \$14,802,400.



## EXPENDITURES

- Total expenses for the City of Bryant are estimated to be \$XX,XXX,XXX in FY2023, XX% more than budgeted
- For the 2024 budget, General expenditures were budgeted at \$19,753,832.
- Payroll, health insurance, and retirement are the largest expenditure, 76% of the budget
- The Capital Improvement Plan (CIP) is budgeted at \$XX,XXX,XXX for 2024
  - Admin - \$
  - Public Safety - \$
  - Public Works - \$



## DEBT

The City has several old debt issuances from 2011-2017 shown in detail on pages 31-33. These issuances are well below the limit established for the cities of Arkansas by the State. In 2023 or 2024 it is likely the city will issue debt again for the remainder of Bryant Parkway, the remainder of the Water Meter Project, and possibly for CAO Wastewater work.



We love to hear from our citizens! Citizen input helps us decide which projects that the City should focus on. Citizens are encouraged to reach out to staff or their City Council members to discuss projects they would like to see in Bryant. For more information on the budget, visit the Finance page on the City of Bryant website.





## Facilities

### City Hall

- **Administration**  
210 SW 3rd Street  
501-943-0999  
Mayor's Office, Finance, Human Resources, IT, and Community Development
- **Bryant District Court**  
208 SW 3rd Street  
501-943-0440
- **Water Billing**  
210 SW 3rd St  
501-943-0441

### Animal Control Shelter

- 25700 Interstate 30  
501-943-0489  
Animal Shelter houses animals impounded by animal control officers, and other animals brought to the department, the administrative offices of the department as well as all the department vehicles and equipment.  
# of Canine Housing Enclosures: 24  
# of Cat/Kitten Enclosures: 28  
# Small Dog/Exotic Housing: 5

### Fire Department

- **Station 1 (Headquarters)**  
312 Roya Lane  
All administrative staff are located at this station
- **Station 2 (HillFarm)**  
1601 South Reynolds Road  
Serves the south end of Bryant.  
Bryant Fire Training Facility located at this station
- **Station 3 (Springhill)**  
2620 Northlake Road  
Serves the north side of Bryant and the Springhill Fire Protection District
- 501-943-0943  
**Emergency: 911**

### Police Department

- 312 Roya Lane  
Non-emergency contact: 501-943-0943  
**Emergency: 911**

### Public Works

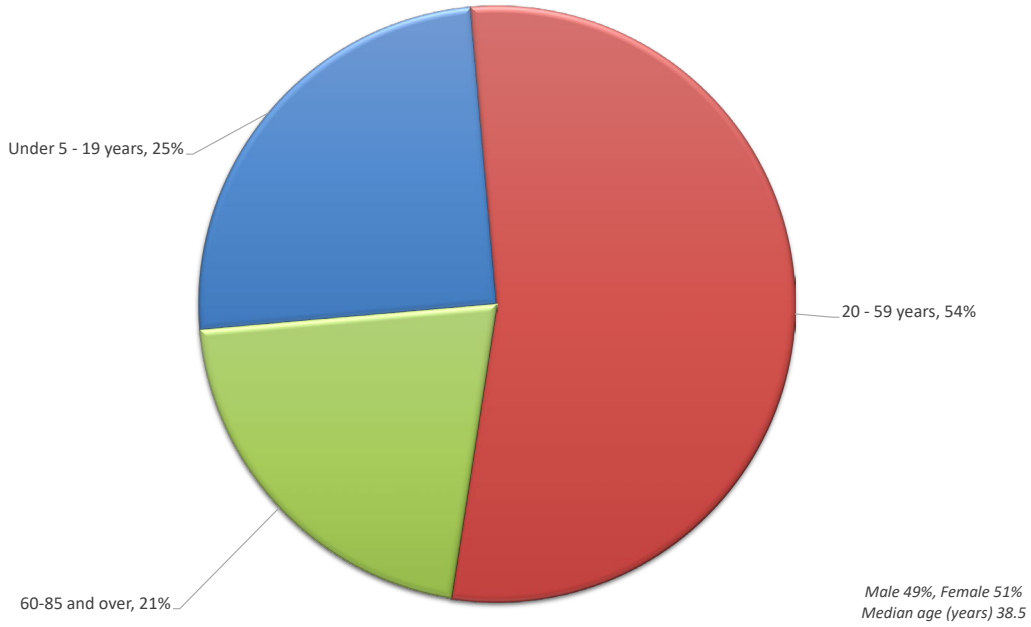
- **Stormwater**  
1019 SW 2nd Street  
501-943-0468
- **Street**  
1019 SW 2nd Street  
501-943-0468
- **Water Distribution**  
1019 SW 2nd Street  
501-943-0469
- **Wastewater Treatment**  
7064 Cynamide Road  
501-943-0469

### Parks & Recreation

- **Bishop Park, The Center at Bishop Park, Aquatic Center, and Splash Pad**  
6401 Boone Road  
501-943-0444  
Bishop Park has nine baseball fields, six softball fields, two football/soccer/multipurpose fields, an indoor/outdoor aquatic facility, outdoor splash pad, two ponds, disc golf course, community center, Boys & Girls Club, Senior Activity Center, paved parking, fencing, dugouts, natural walking trail, and a pavillion.  
The Center at Bishop Park features three multi purpose courts, equipped to host basketball, volleyball, and pickleball. Also features a large indoor cushioned walking trail, aerobics room, fitness room, cardio room, and multiple events rooms equipped with drop down projector screen and audio.  
The Aquatic Center features a 25 yard 8 lane competition/lap pool and a therapy pool. The Competition/Lap pool is certified through USA Swimming and capable of hosting USA, AAU, NCAA, and High School swim meets. It also has a 1 meter diving board available for recreational use on the weekends, summer time, and for pool parties. The Competition/Lap pool has an ADA certified pool lift and maintains a temperature of 84 degrees. The Therapy Pool has an ADA accessible, zero entry ramp. Underwater rails are located in the middle of the pool for exercise and therapy purposes. Seating around the radius of the pool features 12 jets for hydrotherapy and maintains a temperature of 92 degrees.
- **Mills Park and Mills Park Pool**  
1003 Mills Park Road  
Mills Park feaures an outdoor swimming pool, concession building, restrooms, three pavillions, playground, outdoor basketball court, outdoor tennis courts, practice fields, and a walking/biking trail.
- **Ashley Park**  
400 SW 3rd Street  
Three baseball fields, playground, restrooms, and covered pavilion
- **Alcoa 40 Park and Bark Park**  
1110 Shobe Road  
Two softabl fields, one pee-wee football/multipurpose field, one concession stand, bathrooms, bridge and deck, paved parking, parking lot and field lighting, dugouts, press boxes, bleachers for football/soccer/multipurpose field. The Bark Park is designated for dogs to exercise and play off-leash in a controlled environment with an area for dogs 25 pounds and over and an area for dogs under 25 pounds.
- **Midland Park**  
3865 Midland  
Four Youth soccer fields, concession building, restroom, sport-field lighting, and paved parking
- **Springhill Park**  
2110 Binder Street  
Playground, pavillion, water fountain, and paved parking

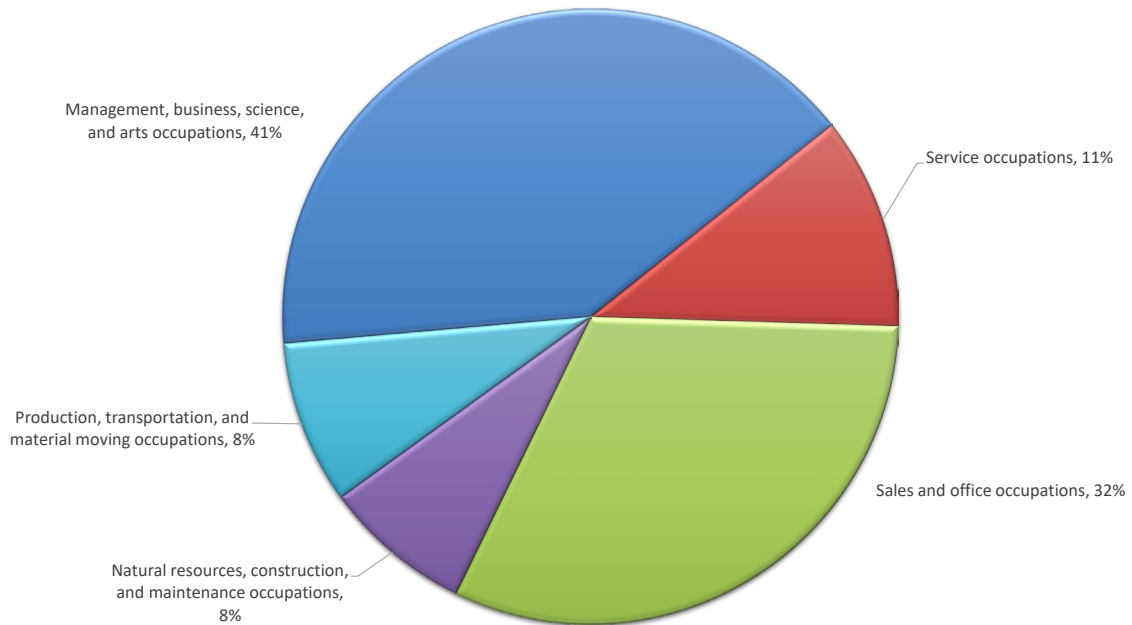
# City of Bryant, AR 2024 Budget Book

## Age of Population



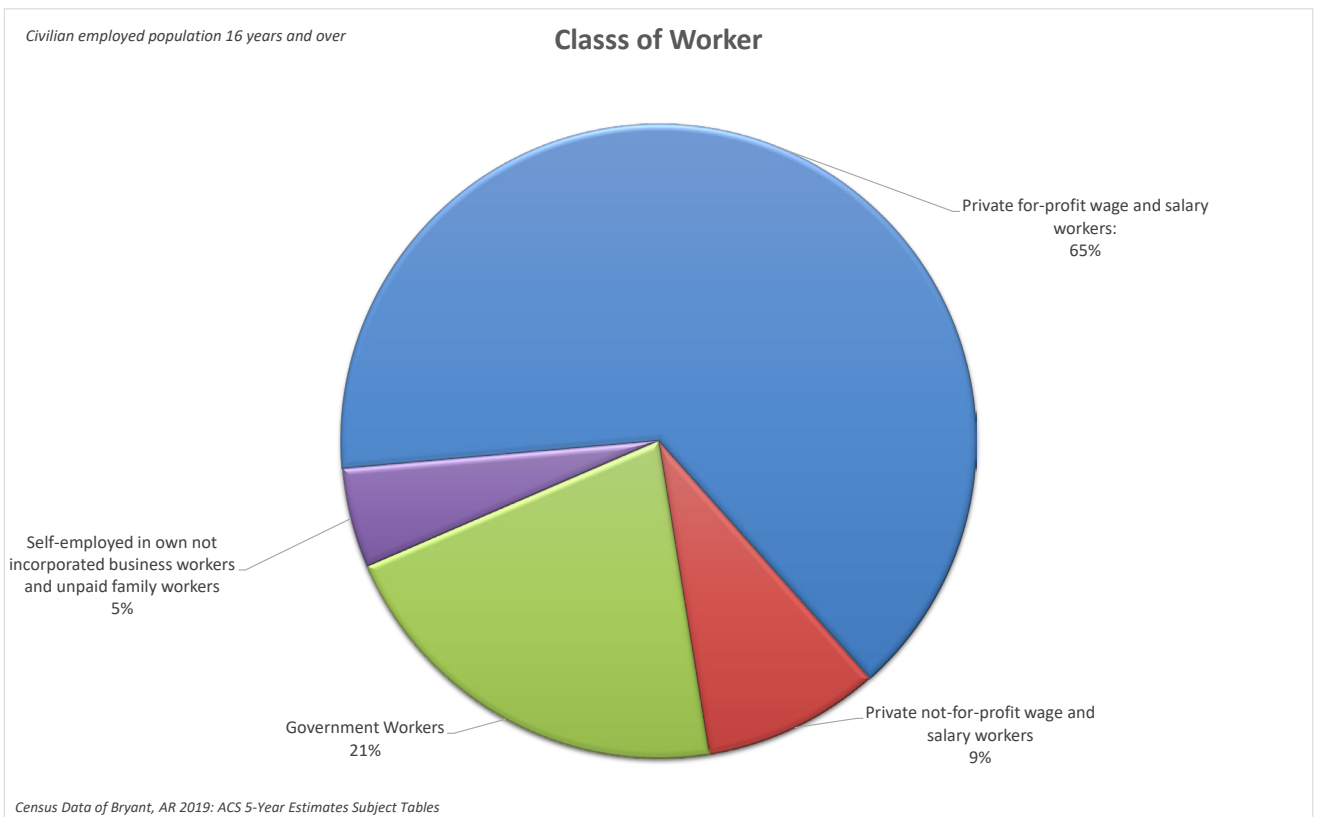
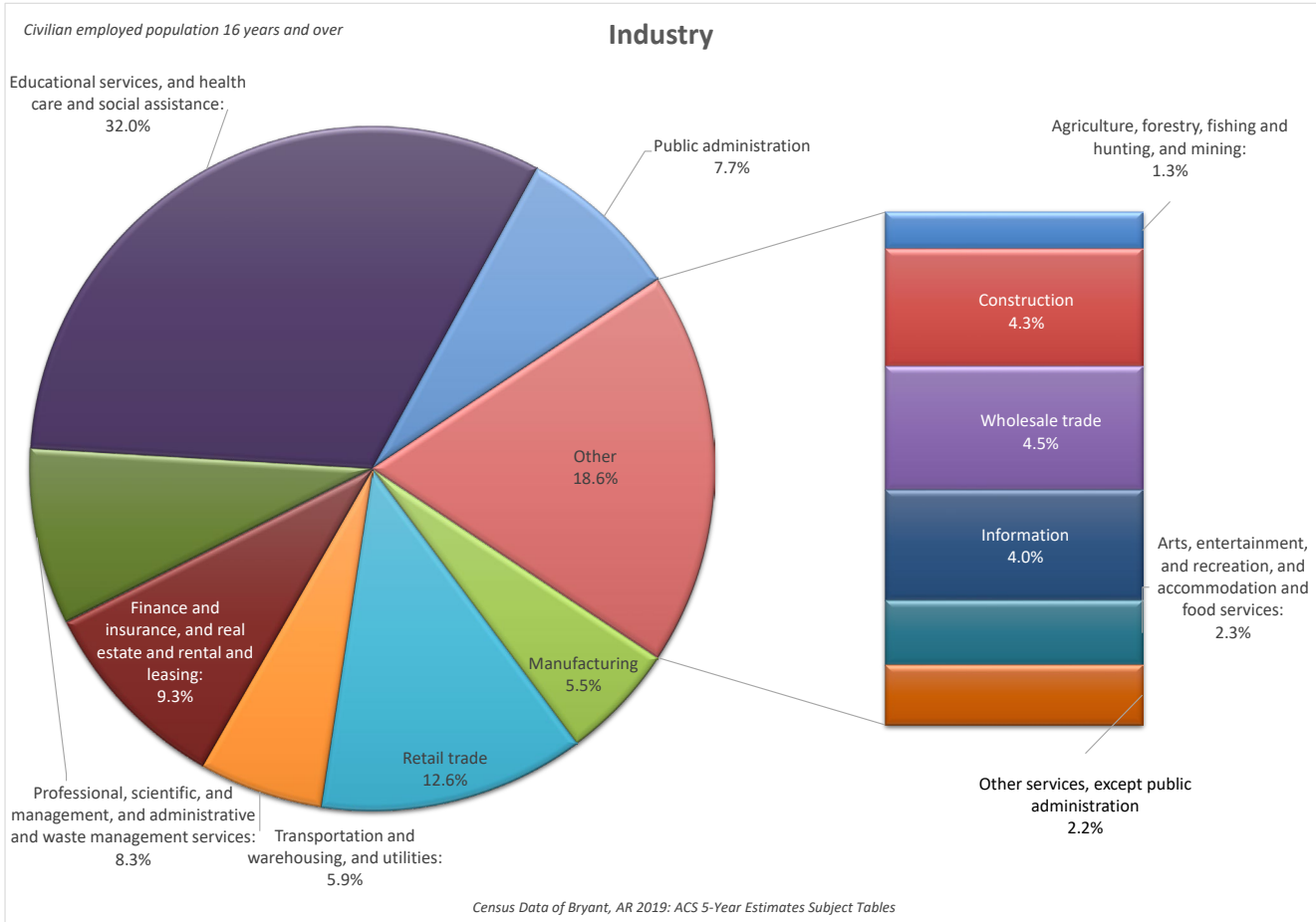
Civilian employed population 16 years and over

## Occupation





# City of Bryant, AR 2024 Budget Book



# City of Bryant, AR 2024 Budget Book

## City of Bryant Letter of Transmittal

Dear Citizens of Bryant,

The annual construction of a budget for the upcoming year is important to your community on many levels. First it creates a road map and a mission for how your city government will utilize the resources allotted to them through sales tax, franchise fees, utility rates, fines, as well as permits. This roadmap is then set into place to create, and ultimately fulfill, a long-term vision for the city.

It is the desire of the council and city employees to continue a proactive stance toward our city's growth and avoid being reactive when possible. To do this takes very deliberate action, which begins with good policy and long-term planning. This planning is then implemented one year at a time. The city currently has long-term plans for some departments like water, wastewater, parks and stormwater but not for all departments. The city is continuing to work towards this goal of a long-term plan for each department and to update old plans. A new parks master plan document was distributed in part to the community in the fall of 2023 and new updated water and wastewater plans are due to be completed in the first quarter of 2024.

As we work to achieve our vision, many goals are set. One of the most important of these would be **public safety**. Keeping our citizens and visitors safe while in our community is imperative to the healthy growth of Bryant.

The administration of public safety for the city is implemented by way of several departments, including Police, Fire, Courts, Public Works and Animal Control. As you read this document, you will find that much of our allotted resources (funding) are consumed by our Public Safety Departments.

From the more obvious safety and community response actions that our police, fire and animal control perform to the behind the scenes work of the public works staff ensuring our local water quality is meeting all standards keeping our community healthy is a main priority. Another high safety priority is stormwater management.

It is no secret that as Bryant has grown, so has its traffic concerns. Traffic congestion is frustrating, bad for businesses, and diminishing to a good quality of life. We devote substantial resources to creating a **well-connected community**, again, part of our long-term planning process. Every year, we work to improve our pedestrian and cycling infrastructure, focusing first on connecting our parks, neighborhoods and schools. Many of these improvements are funded through grants that the city applies for in conjunction with city resources. In 2013, Bryant implemented a complete street policy. This policy ensures that as Bryant grows, new developments that will affect our city sidewalk and road infrastructure share in the cost of that impact. By implementing this policy, the city will have to spend less tax revenue on building infrastructure in these areas and can reallocate that money for other much-needed uses within the city. In the future, we will also have the ability to build a connector to the, now under design, Southwest Trail Project. This trail will allow us to link Bryant with communities throughout Central Arkansas through a safe and protected trail system.

The construction of Bryant Parkway, the new north-south traffic corridor partially paid for through 2 bonds issuances approved by the voters, will also have a huge positive impact on Bryant. Not only will it relieve the traffic congestion on Reynolds Road allowing alternate routes for school transportation, it also creates additional pedestrian and bicycle access to these schools as well as neighborhoods and parks. Progress on this project has been slow as the city waited on official Federal Aviation Administration and Federal Housing Administration approval. However, now this has been obtained and the project is set to be completed in 2024!

During 2020, a budding engineering department was moved out of public works and made into its own administrative department in order to better service all the departments of the city. In the fall of 2023 the City Engineer left the city and at this time plans for this department have not been solidified. In 2021 the code and planning departments were combined into one department called community development. This department is not listed under public safety in the annual audit but rather under general government. It is hoped that by combining these departments it will create a new focus and synergy to be enjoyed by the residents of Bryant. These two changes in recent years are examples of **Smart Growth**. Smart Growth is one of our four focus areas as well. Finally, the last significant focus area to be mentioned here is the **health and quality of life** for the citizens and visitors to Bryant. All departments contribute to this goal in one way or another, but the department whose sole focus of this goal is Bryant Parks and Recreation.

# City of Bryant, AR 2024 Budget Book

As Bryant has grown, it has struggled to balance its growth with the desires of those living in our community. There is no doubt that the parks and recreation department has felt this struggle the most. Often, when budget time rolled around Parks was looked upon as a want versus a need. It has received cutbacks in areas that did not allow the employees of that department to deliver the level of services desired by citizens and visitors. This budget season for 2024 is no different in this respect.

However, several things have been different in the 2024 budget season. After keeping the city's millage, the same low rate of 1.9 mills for both real and personal property since 1992 while surrounding areas raised theirs, Bryant City Council on August 26th, 2023 raised the mills to 3.0 on real property and 3.8 on personal property. During November the County informed the Council that differing rates were not allowed so a proposal to keep both at 3.2 comes to Council November 28th. These changes are forecasted to increase revenues and help to fund in part the fire and police payroll increases that were approved by council earlier that same year in February of 2023. In February the Finance Department recommended delaying these increases in expense until a revenue source to cover them could be definitely agreed upon. Because no new revenue sources were identified the general fund deficit will be taken out of savings at the end of 2023.

Additionally, at the August council meeting council approved a special election to be held on November 14, 2023 for voter consideration to bring back the Advertising and Promotion Tax on restaurants for 2% and hotels for 3% along with the use of this tax to fund a bond for a Tennis Complex. Neither of these ballot initiatives were approved by the people of Bryant so bridging the funding gap for Bryant Parks and Recreation remains a problem going forward.

While these and a forecasted sales tax increase of 2% in part covered the gap resulting from those approved unfunded fire and police payroll increases they did not fully bridge that gap and cuts had to be made. There are three general fund positions; Facilities Manager, Purchasing Manager, and Engineering Designer were left unfunded in this 2024 proposed budget. After much work to find another source of revenue or area to cut the \$172K budgeted for a COLA for non fire and police personnel was removed. Additionally the city hall janitorial contract (duties to be picked up by city hall staff) was removed. The city hopes to be able to add these cut items back into the budget if revenues exceed projections in 2024.

Personnel costs make up the largest percentage category for the general fund each year. Therefore, it makes sense that each year a lot of discussion during budget time is devoted to personnel items. Each year the Council reviews the JESAP study and its recommendations along with the budget. A section of this document explores this study's recommendations in detail along with a five-year comparison of personnel numbers for the city as a whole. Endeavors to close the gap between surrounding areas payroll have been positive and the JESAP review said Bryant was only 2.77% below the market average, substantially the lowest difference in ten years.

With growth comes opportunities, change, and challenges. Council and city employees look forward to 2024 and the continued service to you and this community. We are committed to ensuring at all times we are finding creative ways to make the most of the resources you have entrusted to us. We hope you find the following pages breaking down the budget process, department accomplishments, goals, performance measures and accompanying resources to your satisfaction, and that we are being the best stewards possible with the revenues we receive to operate the City of Bryant.

Sincerely, Joy Black  
City of Bryant, Finance Director  
November 20, 2023

# City of Bryant, AR 2024 Budget Book

## Adding Transparency to the Budget Process

During the 2024 Budget Season the Finance Department sent out surveys to City Committee members, Council Members, Department Heads and the survey was posted on the City's website as well. Budget Workshops were held on Committee Meeting nights.

Did you know  
YOUR CITY'S  
BUDGET  
SETS THE  
COMMUNITY'S  
PRIORITIES  
FOR THE YEAR?



[WWW.CITYOFBRYANT.COM](http://WWW.CITYOFBRYANT.COM)



Your city budget is not just an accounting document. It is a management and planning tool for your community.



Because the City is limited by the amount of resources available, the Budget helps your city staff and officials in determining what projects or objectives have the HIGHEST priority and will produce the greatest positive impact on our city.



City budgets are generally composed of an operating budget, showing expenditures, and a capital budget, which shows the financial plans for long-term capital improvements, facilities, and equipment.

In the City of Bryant, there are 3 Major Funds that are highlighted during the budget process.



**General Fund** which is supported by local sales tax and revenues generated by city processes. This fund is responsible for many of the items Bryant residents consider a quality of life benefit.



### Street Fund:

This fund is set by Arkansas state law to account for money to be spent on roads. This money can NOT be used for any projects not pertaining to Streets.



### Water/Wastewater:

This fund is made up of several different revenue streams and is used to account for items related to Wastewater (sewer) activities for the residents of Bryant. These revenues are created by your utility bill charges and must pay not only for the daily upkeep of our water and wastewater system but also in the upgrades and repairs needed for aging infrastructure and needs placed on it by the rapid growth the city of Bryant.



# City of Bryant, AR 2024 Budget Book

Survey Draft for 2024 Budget Season

Purpose of the Survey: The Finance Department Staff for the City of Bryant is collecting information related to the Budgetary Process.

Do you have a relative in the Bryant School District? Yes or No (Circle one)  
 Do you work in the city limits of the city of Bryant? Yes or No (Circle one)  
 Do you live in the city limits of the city of Bryant? Yes or No (Circle one)  
 If yes to above how long have you lived in the city of Bryant? \_\_\_\_\_

Do you see yourself still connected to the city of Bryant in 5 years (2029) Yes or No (Circle one)  
 If yes what do you hope will be different in the city of Bryant by 2029? \_\_\_\_\_  
 \_\_\_\_\_

What about in 10 years (2034)? \_\_\_\_\_  
 What about in 20 years (2044)? \_\_\_\_\_  
 What would you like to see the city of Bryant do differently in the year 2024? \_\_\_\_\_  
 \_\_\_\_\_

Do you have any experience with budgeting? Yes or no (circle one) If yes in what capacity? \_\_\_\_\_  
 \_\_\_\_\_

Would you be interested in attending the city 2024 Budget Proposal Meetings on the following dates/topics? Circle any you plan to attend.

Parks – Oct 10<sup>th</sup> at 6pm  
 Water/Wastewater/Street/Stormwater – Nov 7<sup>th</sup> at 6pm  
 Admin including HR, Finance, Com Dev, Engineering, Elected Officials, etc. Nov 28 at 5:30pm  
 Public Safety including Police, Fire, Animal and Courts – Oct 24 at 5:30pm

If you are not planning on attending any of the above, why not? \_\_\_\_\_  
 Would you view them live on UTube? \_\_\_\_\_

Since 2014 our city of Bryant Budgetary Focus Areas have been (in order of \$\$ spent most to least)  
 Public Safety  
 Health and Livability  
 Connectivity  
 Smart Growth

Would you keep these focus areas and order of spending? If not what would you change \_\_\_\_\_  
 \_\_\_\_\_

Please email completed surveys to [finance@cityofbryant.com](mailto:finance@cityofbryant.com)

If you have felt this survey was easy to complete and could be helpful to the city Finance staff related to budgeting for 2024 please pass this survey along to another individual concerned with the city of Bryant.



One step in making the budget process more transparent was to reach out to the citizens of Bryant. First, information about the budget and the budget process was placed in the monthly newsletter that is mailed with the water bills, over 9000. Next, The Finance Department provided information by attending the annual Fallfest on September 30, 2023 for the third year in a row. The weather was great and attendance was high at the event. During this event, staff from Finance and Stormwater Departments provided Bryant citizens with information and surveys about the budget process and informed them that their input helps set the priorities of the community. Stormwater issues are a large concern for the citizens of Bryant and continue to be a large budget item. Staff helped each other to get the word out about the budget and proper Stormwater etiquette.

# City of Bryant, AR 2024 Budget Book

## Budget and Process Timeline

The City of Bryant typically begins constructing the budget for the following year in August/September of the previous year. The Finance Director and Mayor meet with the Department Heads and make a listing of any anticipated notable large changes from one year to the next. The Finance Director opens up a draft in the city software and asks Department Heads to go in and input their budgets. Then the Finance Director pulls all of that detail out and puts it into a draft booklet for the Mayor and Department Heads to review. The Mayor and Department Heads make any adjustments and a draft is then presented to Council for adoption, typically at the last Council meeting of the year.

While the audited financial Statements of the City are prepared using an accrual method the budget is prepared using the cash method. The main difference between these two methods for the city of Bryant is the depiction of capital assets and debt. Debt includes both principal and interest payments. For budgetary purposes capital assets are shown as expenses that are approved by Council. These are shown as the 58XX series of accounts. However, in the audited financial Statements these, including debt principal and interest payments, are converted via adjustments to the balance sheet.

Prior to the 2018 Adopted Budget, the budget was adopted by line item which was very cumbersome. In 2018 Council adopted the budget by expense category in the major funds, keeping the limited number of Revenue lines still by line item. This was much easier and efficient to administer the work of the City. With this in mind this 2024 budget will be prepared and presented to Council for approval in that same fashion. This means that the budget can be amended along the same categories/lines that it was adopted for expenses/revenues. Between categories or between depts or funds requires bringing the adjustment back to be approved by City Council. Within the category with in the same department small adjustments can be made with the approval of the Finance Director and the Department Head.

## Budget Timeline

Budget started in Tyler (General Ledger Software) by Dept Heads, Revision I (HR began the process with Payroll)	Weeks	7/22/23-8/26/23
Dept Head meetings to discuss 2024 Budget	Tuesdays	8/1/2023 9/12/2023 9/19/2023
Attended Fallfest with Budget Pamphlets and Materials for Citizen input and Education	Saturday	9/30/2023
Budget Workshop with Council and Committees	Parks	6pm Monday 10/10/2023
	Admin	5:30pm Tuesday 11/28/2023
	Public Safety	5:30pm Tuesday 10/24/2023
	Public Works	6pm Tuesday 11/7/2023
Fullfilling 14-58-201 Mayor to give Budget to Council by Dec 1st	Tuesday	11/28/2023
Budget Adopted by Resolution at Council Meeting	Tuesday	12/19/2023

# City of Bryant, AR 2024 Budget Book

## Budget/City Strategic Focus Areas

Since 2014 the Four Areas shown below have been the identified and pursued Strategic Focus Areas of the City of Bryant. In this document we have tried to align the Letter of Transmittal along these focus areas as well as all departmental goals, accomplishments and performance measures. Certain departments meet more than one of these goals and are listed as such. This format provides a clear framework around which Department Heads and Departments as a whole can organize their time and resources.

	Governmental	Enterprise W/WW	Gov Debt/ARPA Funding	W/WW Debt	Totals
Public Safety Fire, PD, Animal, Court	\$13,729,597	\$5,064,931	\$ 1,228,957	\$134,665	\$20,158,150
Health and Quality of Life for the Citizens and Visitors to Bryant Parks	\$2,929,263	\$5,064,931	\$ 79,146	\$134,665	\$8,208,005
Connectivity Street, MS4 (Stormwater)	\$4,734,945		\$ 1,706,000		\$6,440,945
Smart Growth Admin, IT, Engineering Community Development	\$1,061,262 \$725,608				\$1,061,262 \$725,608
<b>Totals</b>	<b>\$23,180,675</b>	<b>\$10,129,862</b>	<b>\$ 3,014,103</b>	<b>\$269,330</b>	<b>\$36,593,970</b>

\$30,153,025

NOTE starting with the 2023 budget transfers were no longer planned for Water and Wastewater as new software allowed for separating out those two depts into two separate funds for budgeting purposes.

	General Fund	Street Fund	Water/WW/Sto rm Funds	Non Major Funds	Total Budgeted Funds
Revenues	19,754,395	4,228,875	10,937,228	24,191,721	59,112,219
Expenditures	19,753,832	6,440,945	10,399,192	31,026,571	67,620,540
<b>Budgeted Change in Fund Balance</b>	<b>563</b>	<b>(2,212,070)</b>	<b>538,036</b>	<b>(6,834,850)</b>	<b>(8,508,321)</b>

NOTE: Non Major Fund change is due mostly to the \$8million budgeted to be spent on the Bryant Parkway in fund 188  
See page 76

	Fund 001 Only	Fund 080 Only	Funds 500/510/515 Only	002-068, 110- 187, and 525-700	Totals
<b>Cash Balance at 12/31/23</b>	<b>0</b>	<b>0</b>	<b>0</b>	<b>0</b>	<b>0</b>
Change Proposed	563	(2,212,070)	538,036	(6,834,850)	(8,508,321)
Cash Balances est at 12/31/24	563	(2,212,070)	538,036	(6,834,850)	(8,508,321)

\* Not All projects are planned to complete in 2023. See page 76

# City of Bryant, AR 2024 Budget Book

## RESOLUTION NO. 2023 -3X

### A RESOLUTION PROVIDING FOR THE ADOPTION OF A BUDGET FOR THE CITY OF BRYANT, ARKANSAS FOR THE TWELVE MONTH PERIOD BEGINNING JANUARY 1, 2024 AND ENDING DECEMBER 31, 2024

**WHEREAS**, the City Council has reviewed the proposed budget submitted by the Mayor and;

**WHEREAS**, it is the finding and conclusion of the City Council that the schedules and exhibits of anticipated revenues and expenditures for the calendar year appear appropriate for budgetary purposes.


#### **NOW, THEREFORE, BE IT RESOLVED BY THE CITY COUNCIL OF BRYANT, ARKANSAS THAT:**

**Section 1.** This resolution shall be known as the budget resolution for the City of Bryant, Arkansas, for the twelve (12) month period beginning January 1, 2024 and ending December 31, 2024. The attached budget, incorporated herein, reflects estimated revenues and expenditures as set forth on the succeeding pages.


**Section 2.** The respective funds for each item of expenditure proposed in the budget for 2024 are hereby approved and adopted for the operation of the City of Bryant, Arkansas, by the City Council on this date and constitute an appropriation of funds which are lawfully applicable to the items contained with the budget.

**Section 3.** The Mayor or her duly authorized representative may approve for payment, out of funds appropriated by this budget or otherwise approved by the City Council for that purpose or may disapprove any bills, debts, or liabilities asserted as claims against the City up to a maximum amount allowed by Arkansas law and the payment or disapproval of any bills, debts, or liabilities exceeding that amount shall require the confirmation of this governing body.

**PASSED AND APPROVED this 19 day of December, 2023.**

Signed:   
Rhonda Sanders; Mayor

ATTEST:

  
Mark Smith, City Clerk





GOVERNMENT FINANCE OFFICERS ASSOCIATION

*Distinguished  
Budget Presentation  
Award*

PRESENTED TO

**City of Bryant  
Arkansas**

For the Fiscal Year Beginning

**January 01, 2023**

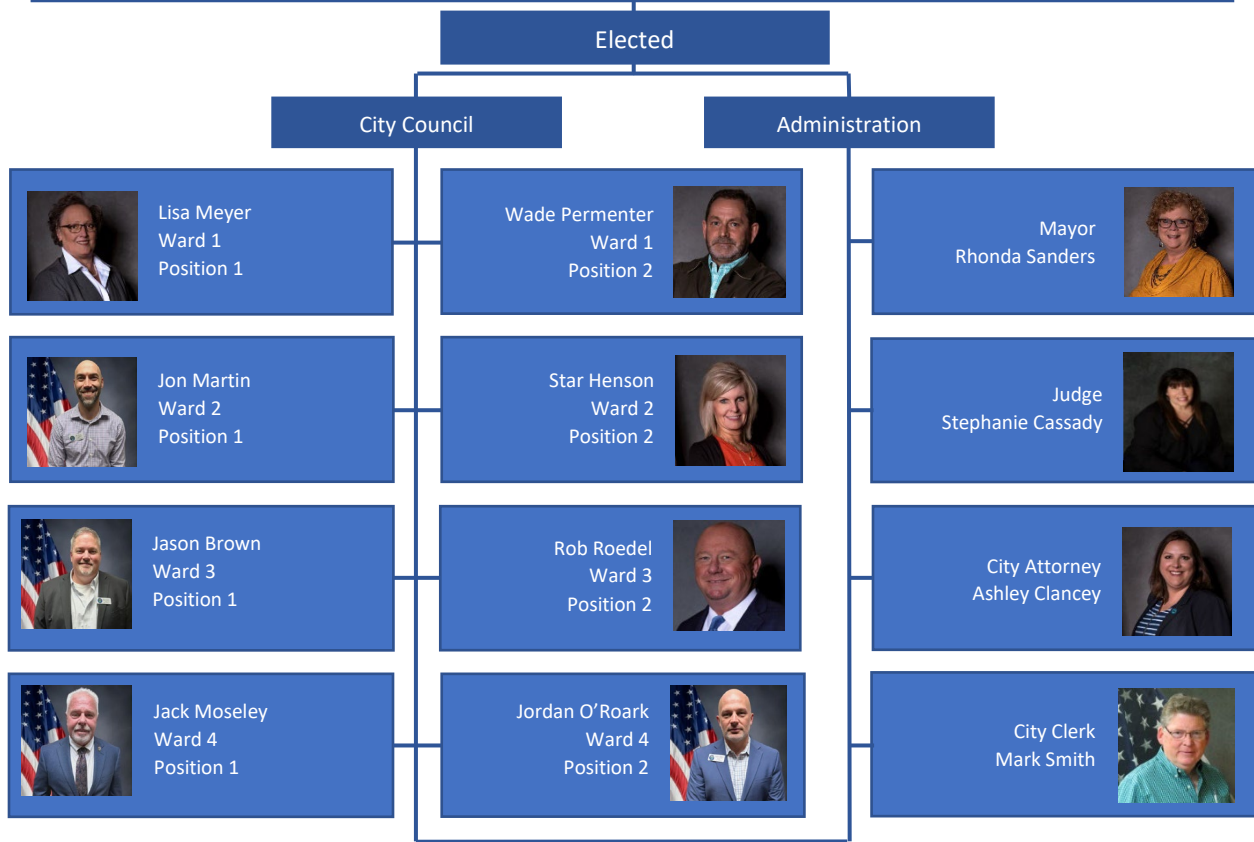
*Christopher P. Morill*

Executive Director

Government Finance Officers Association of the United States and Canada (GFOA) presented a Distinguished Budget Presentation Award to the City of Bryant, Arkansas, for its Annual Budget for the fiscal year beginning January 1, 2023. In order to receive this award, a governmental unit must publish a budget document that meets program criteria as a policy document, as a financial plan, as an operations guide, and as a communicative device. This award is valid for a period of one year only. We believe our current budget continues to conform to program requirements, and we are submitting it to GFOA to determine its eligibility for another award.



# Citizens of Bryant



Mayor  
Rhonda Sanders

Judge  
Stephanie Cassady

City Attorney  
Ashley Clancey

City Clerk  
Mark Smith

Recommended by the Mayor & Approved by City Council

Ward 1		Ward 2		Ward 3		Ward 4	
Bryant Planning Commission		Bryant Planning Commission		Bryant Planning Commission		Bryant Planning Commission	
Lance Penfield	Jim Erwin	Walter Burgess	Leonard Speed	Andrea Hooten	Joe Statton	Amy Edwards	Rick Johnson
Bryant Parks Committee		Bryant Parks Committee		Bryant Parks Committee		Bryant Parks Committee	
Amanda Jolly	Renee Curtis	Richard McKeown	Lynn Farmer	Jason Whittington	Cody Crist	Ashley O'Roark	Vacant
Bryant Water/Wastewater Committee		Bryant Water/Wastewater Committee		Bryant Water/Wastewater Committee		Bryant Water/Wastewater Committee	
LeRoy Tinkler	Madison McEntire	Robert Griffin	Kathy Barber	Linda Levart	David Hannah	Wade Boone	Alan Wise

# Appointed by the Mayor

## Administration



Human Resources  
Director  
Charlotte Rue



Finance Director  
Joy Black



IT Director  
Gordon Miller



Director of Community  
Development  
Truett Smith



Engineering Director  
Ted Taylor

## Public Safety



Police Chief  
Carl Minden



Fire Chief  
JP Jordan



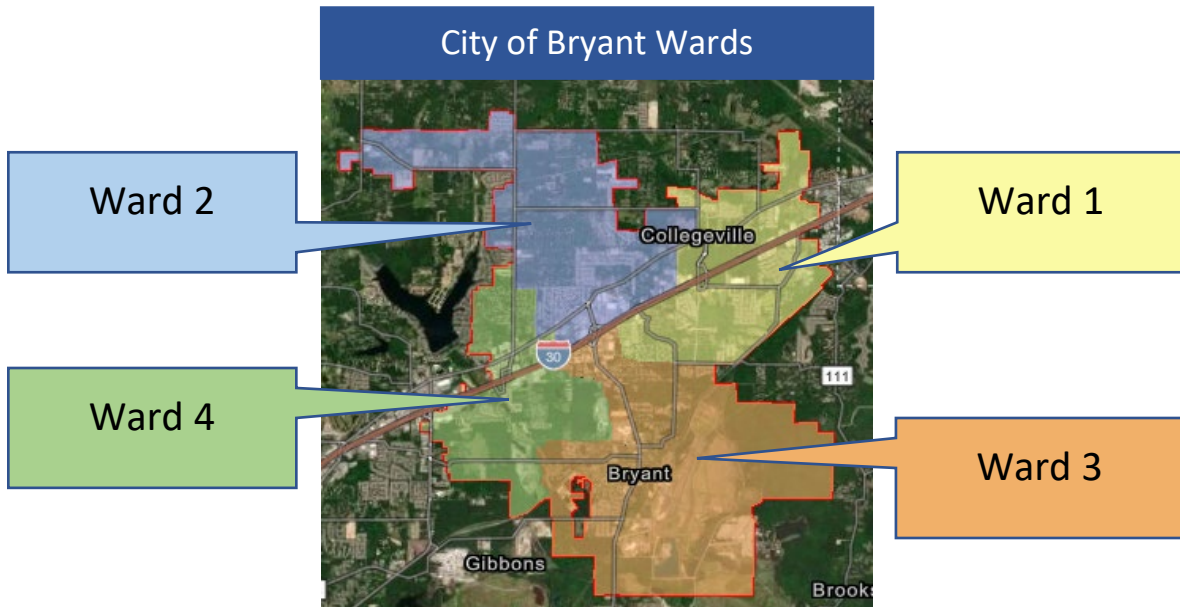
Director of Animal  
Control  
Tricia Power



Parks Director  
Chris Treat



Director of Public  
Works  
Tim Fournier



Find out what ward you are in by visiting the City of Bryant [website](#)

Ward 1	
<b>Council Members</b>	
Lisa Meyer	<a href="mailto:lisa.meyer4bryant@gmail.com">lisa.meyer4bryant@gmail.com</a>
Wade Permenter	<a href="mailto:wade_permenter@yahoo.com">wade_permenter@yahoo.com</a>
<b>Bryant Planning Commission</b>	
Lance Penfield	<a href="mailto:lancepenfield@bpmrealtors.com">lancepenfield@bpmrealtors.com</a>
Jim Erwin	<a href="mailto:jimerwin@swbell.net">jimerwin@swbell.net</a>
<b>Bryant Parks Committee</b>	
Amanda Jolly	<a href="mailto:acjstylist@rocketmail.com">acjstylist@rocketmail.com</a>
Renee Curtis	<a href="mailto:rcurtis@bryantschools.org">rcurtis@bryantschools.org</a>
<b>Bryant Water/Wastewater Committee</b>	
LeRoy Tinkler	<a href="mailto:leroytinkler@yahoo.com">leroytinkler@yahoo.com</a>
Madison McEntire	<a href="mailto:wmmcentire@garverusa.com">wmmcentire@garverusa.com</a>

Ward 2	
<b>Council Members</b>	
Jon Martin	<a href="mailto:jonmartin4bryant@gmail.com">jonmartin4bryant@gmail.com</a>
Star Henson	<a href="mailto:star2365@hotmail.com">star2365@hotmail.com</a>
<b>Bryant Planning Commission</b>	
Walter Burgess	<a href="mailto:waburgess@powertechnology.com">waburgess@powertechnology.com</a>
Leonard Speed	<a href="mailto:leonardspeed@gmail.com">leonardspeed@gmail.com</a>
<b>Bryant Parks Committee</b>	
Richard McKeown	<a href="mailto:richard@richardmckeown.com">richard@richardmckeown.com</a>
Lynn Farmer	<a href="mailto:farmer.lynn.1911@gmail.com">farmer.lynn.1911@gmail.com</a>
<b>Bryant Water/Wastewater Committee</b>	
Robert Griffin	<a href="mailto:griffin8153@yahoo.com">griffin8153@yahoo.com</a>
Kathy Barber	<a href="mailto:mammybarber1@gmail.com">mammybarber1@gmail.com</a>

Ward 3	
<b>Council Members</b>	
Jason Brown	<a href="mailto:jasonlovesbryant@gmail.com">jasonlovesbryant@gmail.com</a>
Rob Roedel	<a href="mailto:roblovesbryant@gmail.com">roblovesbryant@gmail.com</a>
<b>Bryant Planning Commission</b>	
Andrea Hooten	<a href="mailto:ahooten@aristotle.net">ahooten@aristotle.net</a>
Joe Statton	<a href="mailto:stattonj@gmail.com">stattonj@gmail.com</a>
<b>Bryant Parks Committee</b>	
Jason Whittington	<a href="mailto:jason6800302@icloud.com">jason6800302@icloud.com</a>
Cody Crist	<a href="mailto:cody675418@gmail.com">cody675418@gmail.com</a>
<b>Bryant Water/Wastewater Committee</b>	
Linda Levert	<a href="mailto:jrandlinda@gmail.com">jrandlinda@gmail.com</a>
David Hannah	<a href="mailto:caydensdad@att.net">caydensdad@att.net</a>

Ward 4	
<b>Council Members</b>	
Jack Moseley	<a href="mailto:jack4cityofbryant@icloud.com">jack4cityofbryant@icloud.com</a>
Jordan O'Roark	<a href="mailto:jordanlovesbryant@gmail.com">jordanlovesbryant@gmail.com</a>
<b>Bryant Planning Commission</b>	
Amy Edwards	<a href="mailto:amy.edwards0000@gmail.com">amy.edwards0000@gmail.com</a>
Rick Johnson	<a href="mailto:rjcable@comcast.net">rjcable@comcast.net</a>
<b>Bryant Parks Committee</b>	
Ashley O'Roark	<a href="mailto:ashleyoroark@gmail.com">ashleyoroark@gmail.com</a>
<b>Bryant Water/Wastewater Committee</b>	
Wade Boone	<a href="mailto:hwbcib@sbcglobal.net">hwbcib@sbcglobal.net</a>
Alan Wise	

# City of Bryant, AR 2024 Budget Book

The City of Bryant have put in place several policies to promote compliance and integrity in accordance to Arkansas Code annotated.

As a municipality, the City of Bryant has an established system of internal control that provides reasonable assurance that objectives have been achieved in 1) the effectiveness and efficiency of operations, 2) the reliability of financial reporting and 3) compliance with applicable laws and regulations. The City of Bryant also has established an effective anti-fraud program that: 1) creates a culture of honesty, 2) evaluates the risks of fraud and implements the processes, procedures and controls needed to mitigate those risks and 3) develops an appropriate oversight process. It is the policy of the City of Bryant, to the extent that is reasonable, to conduct its contracting affairs in an open, competitive manner.

## **ACCOUNTING, AUDITING AND FINANCIAL REPORTING CITY POLICIES**

The City's accounting and financial reporting systems will be maintained in conformance with Generally Accepted Accounting Principles (GAAP) and the standards set by the Governmental Accounting Standards Board (GASB) and the Government Finance Officers Association (GFOA).

An independent public accounting firm will perform an annual audit. The auditor's opinion will be included with the City's published Annual Financial Reports.

The City's Budget should satisfy criteria as a financial and programmatic policy document, as a comprehensive financial plan, as an operations guide for all organizational units and as a communications device for all significant budgetary issues, trends and resources.

Monthly Reports shall be prepared and presented to the Bryant City Council on a timely basis.

Balancing the budget - the state of Arkansas requires that a balanced budget be presented to Council by December 1st before the year of the budget proposed in State Statute 14-58-201.

Ordinance 2007-35 , ACA 14-58-303 and ACA 14-58-306, outlines that the Mayor may sell city assets not exceeding \$6000 in fair market value without competitive bidding. The sale of city assets over \$6000 in fair market value must be brought to council for disposal approval and recommendations.

Ordinance 2014-01 ACA 14-43-501 provides for organization of the City Council meetings and approval of the financial report from the previous month as a new business item at each monthly council meeting.

Ordinance 2021-26 ACA 19-1-505 outlines investments for municipal governments and creates an Investment Advisory Board to oversee and make recommendations regarding investments of monies regulated by the policy.

Ordinance 2022-18 ACA 14-59-105 establishes best practices for internal controls to make electronic fund disbursements of municipal funds.

# City of Bryant, AR 2024 Budget Book

## **DEBT MANAGEMENT CITY POLICIES**

The City will seek to maintain and, if possible, improve its current bond rating in order to minimize borrowing costs and preserve access to credit. The City will encourage and maintain good relations with financial bond rating agencies and will follow a policy of full and open disclosure.

Every future bond issue proposal will be accompanied by an analysis showing how the new issue combined with current debt impacts the City's debt capacity and conformance with City debt policies.

Financing shall not exceed the useful life of the asset being acquired.

The City will not use long-term debt to finance current operations.

The general policy of the City is to fund capital projects (infrastructure) with new, dedicated streams of revenue or voter approved debt. Nonvoter approved debt may be utilized when a dedicated revenue source other than general revenue can be identified to pay debt service expenses.

Interest earnings on bond proceeds will be limited to: 1) funding the improvements specified in the authorizing bond ordinance; or 2) payment of debt service on the bonds.

Utility rates will be set to ensure debt service coverage exceeds the bond indenture requirement of 110%.

The City shall comply with the Internal Revenue Code Section 148 - Arbitrage Regulation for all tax-exempt debt issued.

Proceeds from debt will be used in accordance with the purpose of the debt issue. Funds remaining after the project is completed will be used in accordance with the provisions stated in the bond ordinance that authorized the issuance of the debt.

## **CAPITAL MANAGEMENT CITY POLICIES**

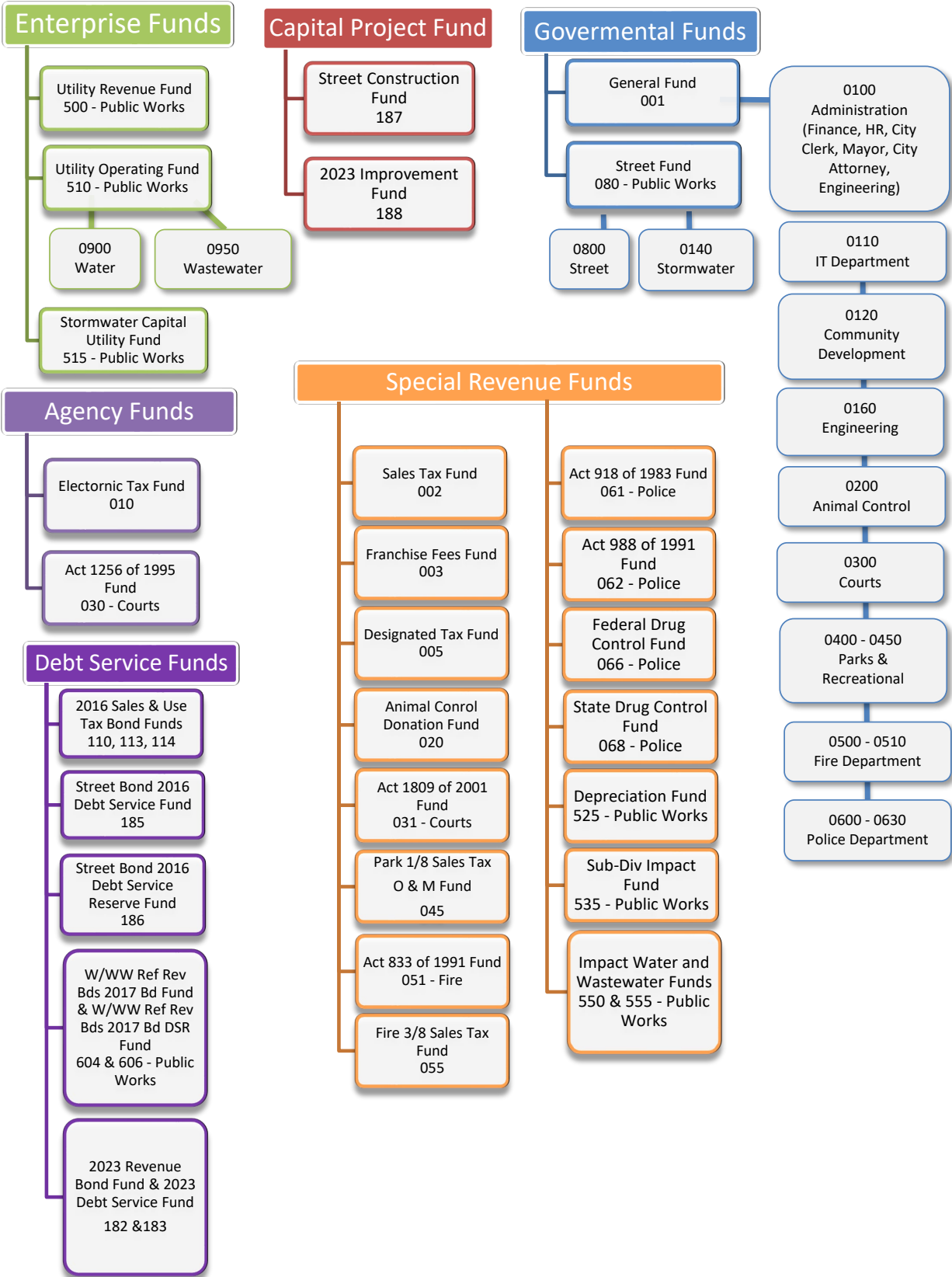
A Capital Improvement Plan will be updated annually, including anticipated funding sources. Capital improvement projects are defined as infrastructure or equipment purchases or construction that results in a capitalized asset costing more than \$5,000 and having a useful life (depreciable life) of two (2) years or more, per Resolution 2021-03.

Proposed capital projects will be reviewed by a cross-departmental team for accurate costing (design, capital, and operating), congruence with City objectives and prioritized by a set of deterministic criteria. Financing sources will be sought for the highest-ranking projects.

Capital improvement operating budget impacts will be coordinated with the development of the annual operating budget. Future operating, maintenance, and replacements costs will be considered.

# City of Bryant, AR 2024 Budget Book

## FUND STRUCTURE ORGANIZATION CHART



## Governmental Funds

General Fund (001) is the city's primary operating fund. It accounts for all financial resources of the general government except those required to be accounted for in another fund.

Street Fund (080) is a special revenue fund to account for all activities associated with maintaining and constructing streets. Arkansas statutes that provide funding for street and drainage projects require that these activities be accounted for separately. The Street fund is financed by state turnback funds, and a portion of a state-wide 1/2 cent sales tax approved by the voters in July 2013.

## Capital Project Fund

Street Construction Fund (187) were designated to be spent within three years of the 2016 Sales & Use Bond for park and street capital projects. Bond funds remaining in 2020 are encumbered for work in progress.

2023 Improvement Fund (188) were designated to be spent within three years of the 2023 Sales & Use Bond for the second half to the Parkway.

## Enterprise Funds

Utility Revenue Fund (500) is used to account for activities associated with collecting the revenues of water, wastewater, and stormwater via the monthly bill collections.

Utility Operating Fund (510) is used to account for activities associated with collecting, treating, and disposing sewage from customers in one department 0950 and the treatment and distribution of drinkable water to customers in another department 0900.

Stormwater Utility Fund (515) is used to account for activities associated with completing major capital stormwater projects.

## Agency Funds

Electronic Tax Fund (010) is used to house payroll associated liabilities and sales taxes as they come in from the state. Any funds left in this fund over a period belong to another entities such as the state or county or to employees, etc. This fund merely serves as a clearing fund.

Act 1256 of 1995 (030) Administration of Justice Fund - ACA 16-10-308 established that cities would receive a share of the uniform court costs and filing fees levied by the state law. These may be used to defray a part of the expenses of the administration of justice in the City. These funds are kept and spent from this fund.



# City of Bryant, AR 2024 Budget Book

## Special Revenue Funds

Sales Tax Fund (002) is where the initial deposits of sales tax collections from the state before being distributed to other funds. For audit purposes it is shown with the General Fund (001).

Franchise Fees (003) is where the initial deposit of franchise fees collected from utility companies before being distributed to other funds. For audit purposes, it is shown with the General Fund (001).

Designated Tax Fund (005) Bryant Ordinance no. 1996-08 (March 25, 1996) provided for the levy of a one cent sales and use tax for the purpose of street improvements (30%), fire department (25%), police department (25%), city parks (10%), and animal control (10%).

Act 1809 of 2001 (031) District Court Automation Fund ACA 16-13-704 established that 1/2 of \$5 per month on each person in the court could only be used for court-related technology. These funds are kept and spent from this fund

Park 1/8 Sales Tax O & M (045) Bryant City Code 12.32.01 (2013) levied a .125% sales and use tax to be used to acquire, construct, improve, expand, equip, furnish, operate and maintain new or existing park and recreational facilities, including parking, landscaping, signage, lighting, concession, road and utility improvements, and to pay and secure the repayment of park and recreational bonds.

Animal Control Donation (020) Bryant City Code 6.12.01 (2013) via Ordinance 2011-24 established fund to receive donations for the animal control department to be used for any purpose reasonably related to the care, custody, and control of animals secured by the department including training, education, and assistance.

Act 833 of 1991 (051) Fire Equipment and Training fund is used to account for specific revenues per ACA 14-284-403, 404 which requires insurance premium tax funds to be distributed by the County to municipal fire departments for training, purchase and improvement of fire fighting equipment, initial capital construction or improvements of fire departments, insurance for buildings and utilities costs.

Fire 3/8 Sales Tax (055) Bryant City Code 2.36.07 (2013) levied a .375% sales and use tax to be used to operate and maintain; acquire apparatus and equipment, acquire, construct, improve, and expand facilities; to pay and secure repayment of fire department bonds

Act 918 of 1983 (061) ACA 12-41-701 established the ability of cities to receive a portion of fines and penalties from the Courts to be used for law enforcement purposes. These funds are kept and spent from this fund.

Act 988 of 1991 (062) ACA 27-22-103 established the ability of cities to receive the fine for citizens who fail to insure their motor vehicles and use those fines for the purchase and maintenance of rescue, emergency medical, and law enforcement vehicles, communication equipment, animals owned or used by law enforcement agencies, life saving medical apparatus, and law enforcement apparatus. These funds are kept and spent from this fund.

Federal Drug Control (066) and State Drug Control (068) established that asset forfeitures resulting from drug offense cases should go to the arresting agency. These revenues shall only be used for law enforcement purposes.

Depreciation WW (525) holds money set aside each month by the Customer Service Management Group per the Bond Debt Covenants.

Sub-Div Impact Fund (535) collected by Code Enforcement for Water and Wastewater.

Impact Water and Wastewater Funds (550 & 555) holds money collected by Code Enforcement as well approximately \$600 collected for Water and \$500 for Wastewater.

# City of Bryant, AR 2024 Budget Book

## Debt Service Funds

2016 Sales & Use Tax Bond Funds (110, 113, 114) These bonds were obtained to fund two Fire Stations, several Parks Projects and the Street connection from I30 to the Airport.

Street Bond 2016 Debt Service Fund (185) These bond funds were refunded in 2016 and the proceeds used to fund the on off ramp connecting I30 to the Street discussed above connecting I30 to the Airport and providing traffic relief along Reynolds Road.

Street Bond 2016 Debt Service Reserve Fund (186) is the Debt Bond Requirement for the 2016 Franchise Fee Funded Bonds.

W/WW Ref Rev Bds 2017 Bond Fund and W/WW Ref Rev Bond Debt Service Revenue Fund (604 & 606) hold money associated with the 2017 Water/Wastewater Revenue Bonds - These bonds have been refunded and used several times to fund various Water and Wastewater infrastructure needs.

The 2023 Revenue Bond Fund (182) is used to pay the bond to the Trustee Regions & the 2023 Debt Service Fund (183) is the Debt Bond requirement to support the 2023 Bond issuance.

# City of Bryant, AR 2024 Budget Book

## Summary of 2020 -2023 and Category Totals for Major Funds

Adopted 2020 Revenues	5,749,000	7,000	511,500	743,420	2,165,495	3,060,950	1,585,480	550,755	14,373,600	3,132,833	8,067,892
Adopted 2020 Expenses	1,089,839	265,467	525,860	485,408	2,573,923	4,167,010	4,879,244	386,849	14,373,600	3,822,657	12,961,816
Proposed 2020 Net	4,659,161	(258,467)	(14,360)	258,012	(408,428)	(1,106,060)	(3,293,764)	163,906	(0)	(689,824)	(4,893,925)

Requested Revision I	Engineering	Admin	Planning	Animal Control	Court	Park	Fire	Police	Code	General TOTAL	Street	Water/WW
Proposed 2021 Revenues	0	5,925,004	7,000	554,004	743,420	2,309,495	3,243,454	1,914,984	532,870	15,130,231	3,862,833	17,992,735
Proposed 2021 Expenses	37,360	757,659	260,618	552,845	508,236	2,631,470	4,475,767	5,478,426	434,022	15,136,403	5,579,040	21,118,920
Proposed 2021 Net	(37,360)	5,167,345	(253,618)	1,159	235,184	(421,975)	(1,232,313)	(3,563,442)	98,848	(6,172)	(1,716,207)	(3,126,185)

Requested Revision I	Engineering	Admin	Planning	Animal Control	Court	Park	Fire	Police	Community Development*	General TOTAL	Street	Water/WW
Proposed 2022 Revenues	0	6,987,736	0	629,334	743,420	2,390,621	3,767,410	2,087,064	566,120	17,171,705	4,332,276	18,609,235
Proposed 2022 Expenses	47,910	1,143,474	0	791,845	509,826	2,820,934	4,772,165	6,267,374	752,709	17,106,238	5,583,919	25,121,271
Proposed 2022 Net	(47,910)	5,844,262	0	(162,511)	233,594	(430,313)	(1,004,755)	(4,180,310)	(186,589)	65,467	(1,251,643)	(6,512,036)

Requested Revision I	Admin (includes Eng)	Community Development*	Animal Control	Court	Park	Fire	Police	Community Development*	General TOTAL	Street	Water/WW/Storm(515)	
Proposed 2023 Revenues	0	7,359,408	617,250	666,501	743,420	2,441,247	4,017,705	2,179,982	18,025,513	4,143,777	11,007,359	
Proposed 2023 Expenses	0	1,113,333	758,379	799,618	692,857	2,993,511	4,910,676	6,597,139	17,865,513	4,534,758	11,647,885	
Proposed 2023 Net	0	6,246,075	(141,129)	(133,117)	50,563	(552,264)	(892,971)	(4,417,157)	0	160,000	(390,981)	(640,526)

Requested Revision I	Admin (includes Eng)	Community Development*	Animal Control	Court	Park	Fire	Police	Community Development*	General TOTAL	Street	Water/WW/Storm	
Proposed 2024 Revenues	0	8,707,220	679,300	694,700	743,420	2,419,825	4,220,450	2,289,480	19,754,395	3,803,875	10,937,228	
Proposed 2024 Expenses	0	1,061,262	725,608	843,555	669,695	3,008,409	5,768,521	7,676,783	19,753,832	6,440,945	10,399,192	
Proposed 2024 Net	0	7,645,958	(46,308)	(148,855)	73,725	(588,584)	(1,548,071)	(5,387,303)	0	563	(2,637,070)	538,036

\*Community Development was created after Planning and Code were combined in 2022

75% See below the percentage of general fund revenues made up by taxes. As noted elsewhere in this document the City needs to diversify its revenue streams.												
<b>Revenues</b>	% of Total GF											
Sales Tax (shown as Transfs)	75%	6,767,000	125,000	659,200		1,483,200	4,120,000	1,648,000	14,802,400	1,977,600		
Wholesale Fuel 4150	0%	0							0	120,000		
Property Millage 4151	7%	1,330,000					55,700		1,385,700	444,000		
State Turnback 4150	2%	309,220							309,220	804,000		
1/2 cent lane hwy 4152	0%	0								456,000		
Other	16%	301,000	554,300	35,500	743,420	936,625	44,750	641,480	3,257,075	2,275	10,937,228	
<b>Total</b>	<b>101%</b>	<b>8,707,220</b>	<b>679,300</b>	<b>694,700</b>	<b>743,420</b>	<b>2,419,825</b>	<b>4,220,450</b>	<b>2,289,480</b>	<b>0</b>	<b>19,754,395</b>	<b>3,803,875</b>	<b>10,937,228</b>
<b>Expenses</b>												
Personnel	76%	424,724	588,940	710,824	481,805	1,751,222	5,040,102	5,943,809	14,941,425	1,954,817	3,496,003	
Building & Grounds	7%	49,573	9,425	47,740	17,996	833,890	189,808	156,109	1,304,541	247,652	861,299	
Vehicle	3%	34,563	25,743	9,056		56,597	138,311	344,004	608,274	321,657	333,200	
Supply	2%	12,900	4,500	26,150	12,000	74,900	169,800	60,000	360,250	503,904	2,398,200	
Operations	2%	107,362	40,300	2,325	149,521	32,623	14,000	16,380	362,512	336,400	570,500	
Professional Services	2%	84,290	47,700	35,000	4,500	161,925	1,600	10,000	345,015	513,050	581,600	
Miscellaneous	2%	252,850	9,000	4,000	3,872	18,105	10,900	87,825	386,552	57,465	143,240	
Intergovernmental Tsfr	0%								0		276,000	
Contract/Don/Overlays/Reimbur/i	1%	95,000						33,700	128,700	800,000		
Bonds/Leases	6%		7,680			68,800	174,000	926,293	1,176,773		269,330	
Capital Assets/Leases/Int Exp	1%		780			10,346	30,000	98,664	139,790	1,706,000	1,470,000	
<b>Total</b>	<b>100%</b>	<b>1,061,262</b>	<b>725,608</b>	<b>843,555</b>	<b>669,695</b>	<b>3,008,409</b>	<b>5,768,521</b>	<b>7,676,783</b>	<b>0</b>	<b>19,753,832</b>	<b>6,440,945</b>	<b>10,399,192</b>

Each month the City receives 3% of sales tax back from the State of Arkansas. This 3% is mandated by the Citizens via vote to be spent on the following listed categories. You can see from the charts above and below what a large percentage Sales Taxes make up of the overall total Revenues for the General Fund.

The chart below shows how the 3% sales tax above is allocated and budgeted for 2024.

	Monthly	Annually
1% GF	549,333	6,592,000
1/8 Parks	68,667	824,000
3/8 Fire	206,000	2,472,000
4/8 Bond	274,667	3,296,000
Animal 10%	54,933	659,200
Parks 10%	54,933	659,200
Fire 25%	137,333	1,648,000
Police 25%	137,333	1,648,000
Street 30%	164,800	1,977,600
<b>Total</b>	<b>1,648,000</b>	<b>19,776,000</b>

Divided by 3  
549,333      6,592,000

Stormwater Related Cap in Street Fund also in 515 Fund

	815,000
Street Cap	2,506,000
<b>Total</b>	<b>3,321,000</b>
Water Cap	720,000
WW Cap	750,000
<b>Total W.WW</b>	<b>1,470,000</b>

Plans for Fund Balances for the three major funds (General, Street, and Water/Wastewater) are shown above and on the Focus Area page 1X. Street completed several projects in 2023. However, a few projects for both Street and Water/Wastewater were carried over via Purchase Order Encumbrances so separately adopted by Council and not in this budget. Any dipping into Fund Balances is the result of Capital Plans. Street adopted capital plans for \$1,706,000 (plus non cap overlays of \$800,000) in this budget and Water/Wastewater adopted plans for \$1,607,000 (plus \$1,000,000 of depreciation expense as well). While these plans were adopted in this budget in these amounts it is likely that they will be on going in part into 2025. These capital plans for Public Works (Street, Stormwater, and Water/Wastewater) will necessitate that the Finance Director and the Public Works Director work closely together to monitor and adjust as needed the cash flow plans. Note further that some one time capital projects will be requested out of General Fund savings in January of 2024 after this initial budget was adopted. Council wisely waited to see how the year ended before approving these projects. Council and the Administration has followed this process for the past several years.

# City of Bryant, AR 2024 Budget Book

## General Fund 001 Revenue Review

Requested Revision I	Admin (Includes Eng)		Community Development*		Animal Control	Court	Park	Fire	Police	General TOTAL
	75%	See below the percentage of general fund revenues made up by taxes.	75%	See below the percentage of general fund revenues made up by taxes.						
<b>Revenues</b>	<b>% of Total GF</b>									
Sales Tax (shown as Transfers)	75%	6,767,000	125,000	659,200			1,483,200	4,120,000	1,648,000	14,802,400
<b>Fees</b>	<b>8%</b>		<b>553,300</b>	<b>35,500</b>			<b>936,625</b>	<b>19,500</b>		<b>1,544,925</b>
Property Millage 4151	7%	1,330,000						55,700		1,385,700
Fines	4%				743,420					743,420
SRO Contract/Grants	3%								571,480	571,480
State Turnback 4150	2%	308,220								308,220
Interest Revenue	2%	300,000								300,000
Other/Misc.	0%	2,000						25,250		27,250
<b>Total</b>	<b>100%</b>	<b>8,707,220</b>	<b>678,300</b>	<b>694,700</b>	<b>743,420</b>	<b>2,419,825</b>	<b>4,220,450</b>	<b>2,219,480</b>		<b>19,683,395</b>

Each month the City receives 3% of sales tax back from the State of Arkansas. This 3% is mandated by the Citizens via vote to be spent on the following listed categories. You can see from the charts above and below what a large percentage Sales Taxes make up of the overall total Revenues for the General Fund.

The chart below shows how the 3% sales tax above is allocated and budgeted for 2024.

	Monthly	Annually
1% GF	549,333	6,592,000
1/8 Parks	68,667	824,000
3/8 Fire	206,000	2,472,000
4/8 Bond	274,667	3,296,000
Animal 10%	54,933	659,200
Parks 10%	54,933	659,200
Fire 25%	137,333	1,648,000
Police 25%	137,333	1,648,000
Street 30%	164,800	1,977,600
<b>Total</b>	<b>1,648,000</b>	<b>19,776,000</b>

Divided by 3

	549,333	6,592,000
--	---------	-----------

Three Major Changes took place between the 2023 and the 2024 General Fund Budgets related to Revenues. First both budgeted grant and interest revenues were drastically increased. PD received an Ark Opioid Recovery Program Grant which had to be shown on both the revenue and expense sides of the budget and new more favorable banking terms were negotiated. Lastly Council raised the Millage rate for the first time in 31 years. Before these changes the percentage of general fund revenues from sales tax was even higher than the 75% shown here.

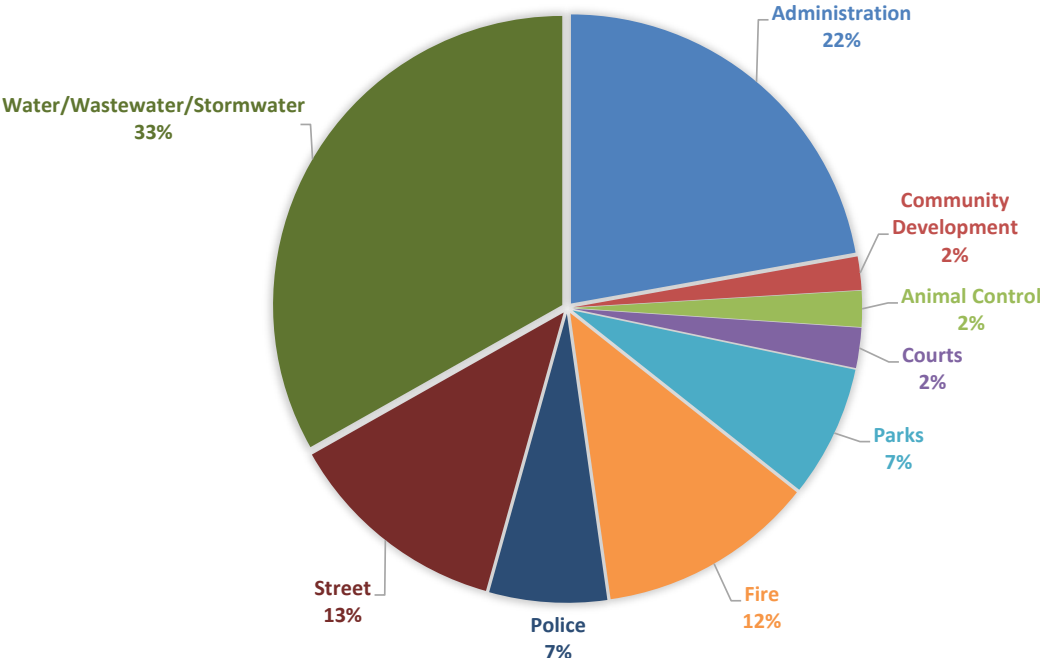
### Sales Tax 13 Year Review

City Sales & Use Tax (Three Cent Sales Tax)	January	February	March	April	May	June	July	August	September	October	November	December	
2011	838,829	1,036,222	750,597	789,903	882,126	852,639	876,781	882,602	874,371	888,881	884,298	846,277	4.56%
2012	861,185	1,067,401	805,450	893,549	1,029,730	927,500	967,355	970,081	881,285	943,937	927,061	884,848	0.40%
2013	930,471	1,087,258	866,467	922,534	1,006,764	964,906	983,742	985,949	898,138	958,546	927,035	888,383	7.41%
2014	963,538	1,021,873	808,370	903,239	1,033,766	894,179	1,006,970	963,548	950,648	971,548	976,553	954,234	6.09%
2015	901,561	1,162,729	817,653	956,557	1,103,469	1,043,758	1,098,929	1,118,196	1,075,314	1,120,300	1,074,631	1,012,371	2.33%
2016	1,002,072	1,202,594	885,470	976,896	1,135,189	920,742	1,072,236	1,068,443	1,097,107	1,084,466	1,089,853	1,035,963	-1.67%
2017	1,047,642	1,291,007	966,327	987,020	1,129,225	1,051,411	1,166,069	1,105,701	1,088,135	1,111,557	1,088,240	1,018,661	7.30%
2018	1,063,307	1,295,841	969,264	939,761	1,245,252	1,093,015	1,195,341	1,240,049	1,179,113	1,056,462	1,099,036	1,093,013	5.94%
2019	1,162,181	1,323,467	1,043,677	1,027,608	1,205,192	1,190,014	1,258,250	1,257,197	1,140,531	1,243,134	1,155,335	1,157,926	19.83%
2020	1,183,215	1,157,716	1,085,494	1,086,993	1,259,760	1,254,769	1,356,933	1,434,834	1,373,873	1,330,458	1,460,079	1,387,558	6.09%
2021	1,384,300	1,648,283	1,323,761	1,149,770	1,663,928	1,570,489	1,526,745	1,567,875	1,457,964	1,442,486	1,461,326	1,472,039	0.12%
2022	1,526,292	1,718,945	1,351,358	1,298,432	1,607,146	1,536,274	1,593,433	1,659,393	1,643,537	1,546,075	1,624,905	1,473,834	-7.41%
2023	1,552,955	1,810,466	1,448,484	1,417,543	1,698,816	1,646,626	1,677,458	1,670,302	1,652,549	1,679,085	1,604,032	1,364,636	-108.00%
	26,663	91,521	97,127	119,111	91,670	110,352	84,025	10,909	9,012	133,010	(20,873)	(109,198)	(0.03)
							highlighted is the estimated last month of the year						(1.11)
										18,579,623	353,012.84	18,932,635.85	1,577,719.65
2024 estimated/forecasted	1,648,000	1,648,000	1,648,000	1,648,000	1,648,000	1,648,000	1,648,000	1,648,000	1,648,000	1,648,000	1,648,000	1,648,000	19,776,000
Diff from 2023	(95,045)	162,466	(199,516)	(230,457)	50,816	(1,374)	29,458	22,302	4,549	31,085	(43,968)	(283,364)	(553,048)

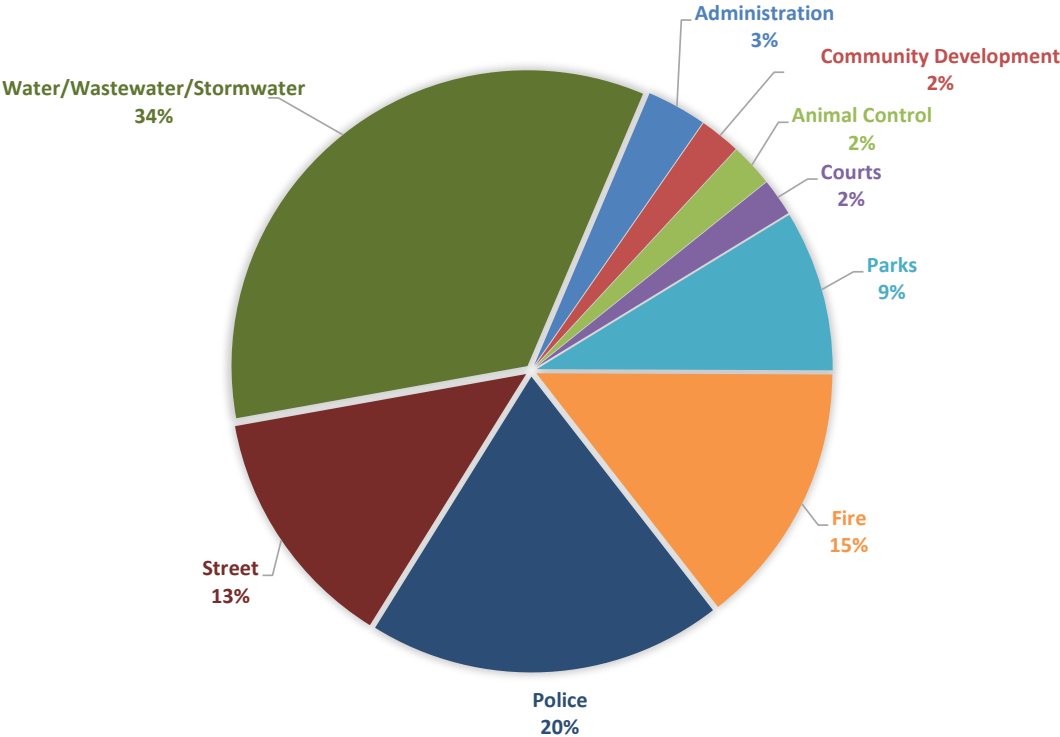
# City of Bryant, AR 2024 Budget Book

## Summary of 2020 -2022 and Category Totals for Major Funds

### TOTAL REVENUE PER DEPARTMENT



### TOTAL EXPENSES PER DEPARTMENT

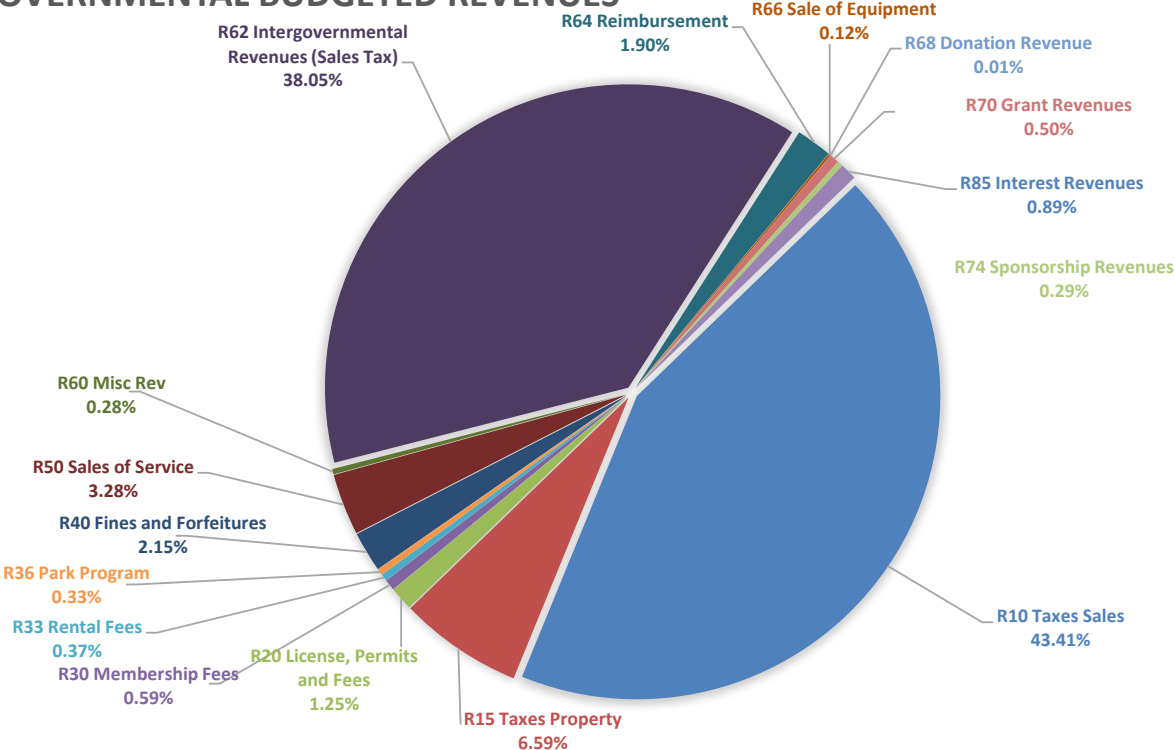


## City of Bryant, AR 2024 Budget Book

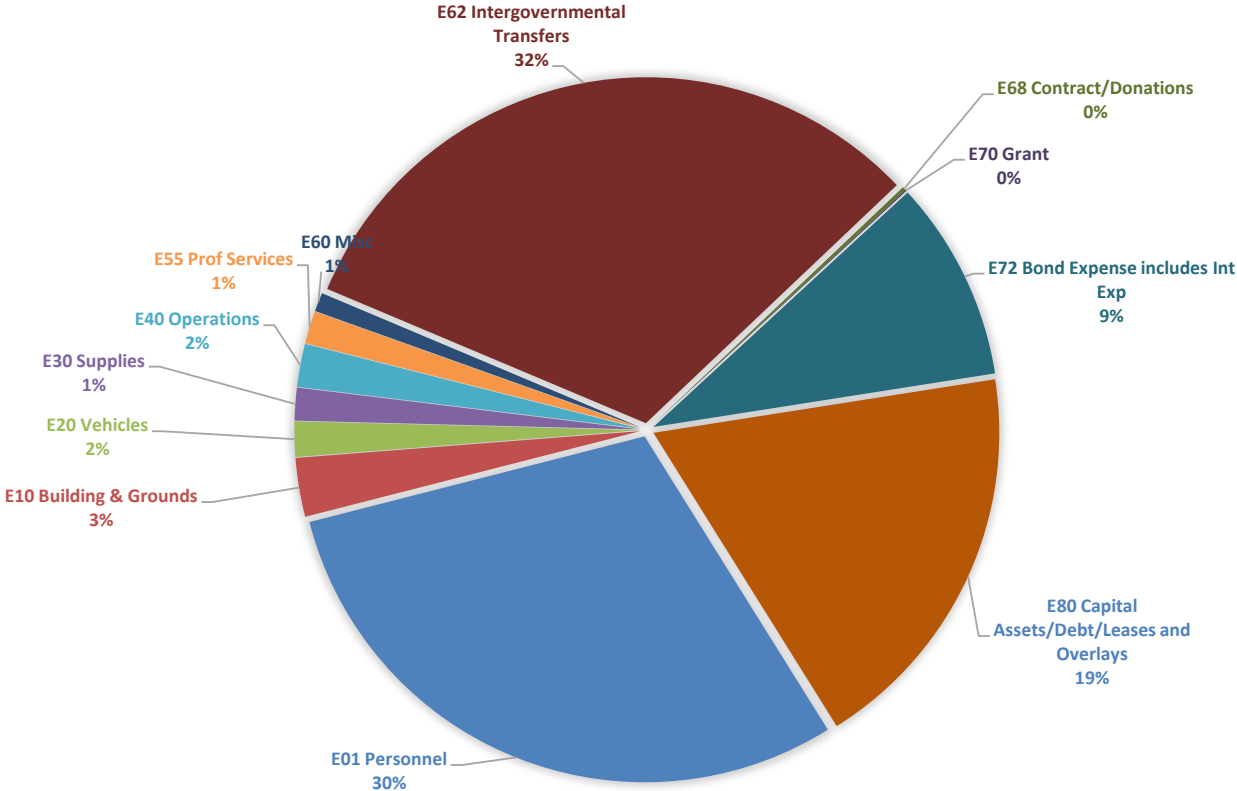
Category	Accounts	Budgeted Amounts	Enterprise/ Governmental
R20 License, Permits and Fees	4200-4258	85,000.00	E
R50 Sales of Service	4504-4569	10,735,722.00	E
R60 Misc Rev	4600	51,500.00	E
R62 Intergovernmental Revenues	4625-4632	541,150.00	E
R64 Reimbursement	4640-4560	200,000.00	E
R66 Sale of Equipment	4900	0.00	E
R85 Interest Revenues	4850	2,000.00	E
E01 Personnel	5000-5070	3,496,003.15	E
E10 Building & Grounds	5102-5145	861,298.66	E
E20 Vehicles	5200-5225, 5240	333,020.07	E
E30 Supplies	5300-5380	2,398,200.00	E
E40 Operations	5405-5547	570,500.00	E
E55 Prof Services	5550-5593	581,600.00	E
E60 Misc	5600-5650	143,240.00	E
E62 Intergovernmental Transfers	5625-5642	6,091,150.00	E
E68 Contract/Donations	5680-5682	0.00	E
E70 Grant	5700-5705	0.00	E
E72 Bond Expense includes Int Exp	5722	282,349.96	E
E80 Capital Assets/Debt/Leases and Overlays	5800-5910	2,120,000.00	E
R10 Taxes Sales	4656	20,357,000.00	G
R15 Taxes Property	4150-4152	3,090,920.00	G
R20 License, Permits and Fees	4200-4258	584,300.00	G
R30 Membership Fees	4300-4323	277,475.00	G
R33 Rental Fees	4332-4354	172,450.00	G
R36 Park Program	4259-4260, 4360, 4390	155,500.00	G
R40 Fines and Forfeitures	4400-4428	1,006,430.00	G
R50 Sales of Service	4500-4534	1,537,700.00	G
R60 Misc Rev	4600, 4602, 4394, 4650	133,270.00	G
R62 Intergovernmental Revenues (Sales Tax)	4626-4629	17,843,321.00	G
R64 Reimbursement	4640, 4560	893,000.00	G
R66 Sale of Equipment	4900	56,000.00	G
R68 Donation Revenue	4680, 4682	2,500.00	G
R70 Grant Revenues	4700-4705	233,700.00	G
R74 Sponsorship Revenues	4740-4742	135,500.00	G
R85 Interest Revenues	4850	417,775.00	G
E01 Personnel	5000-5070	16,901,442.36	G
E10 Building & Grounds	5102-5145	1,552,192.84	G
E20 Vehicles	5200-5225	929,931.01	G
E30 Supplies	5300-5380	864,154.08	G
E40 Operations	5405-5547	1,134,961.60	G
E55 Prof Services	5550-5593	860,565.00	G
E60 Misc	5600-5650	497,517.00	G
E62 Intergovernmental Transfers	5625-5642	17,843,321.00	G
E68 Contract/Donations	5680-5682	95,000.00	G
E70 Grant	5700-5705	33,700.00	G
E72 Bond Expense includes Int Exp	5722	5,300,562.85	G
E80 Capital Assets/Debt/Leases and Overlays	5800-5910	10,506,000.00	G

# City of Bryant, AR 2024 Budget Book

## GOVERNMENTAL BUDGETED REVENUES

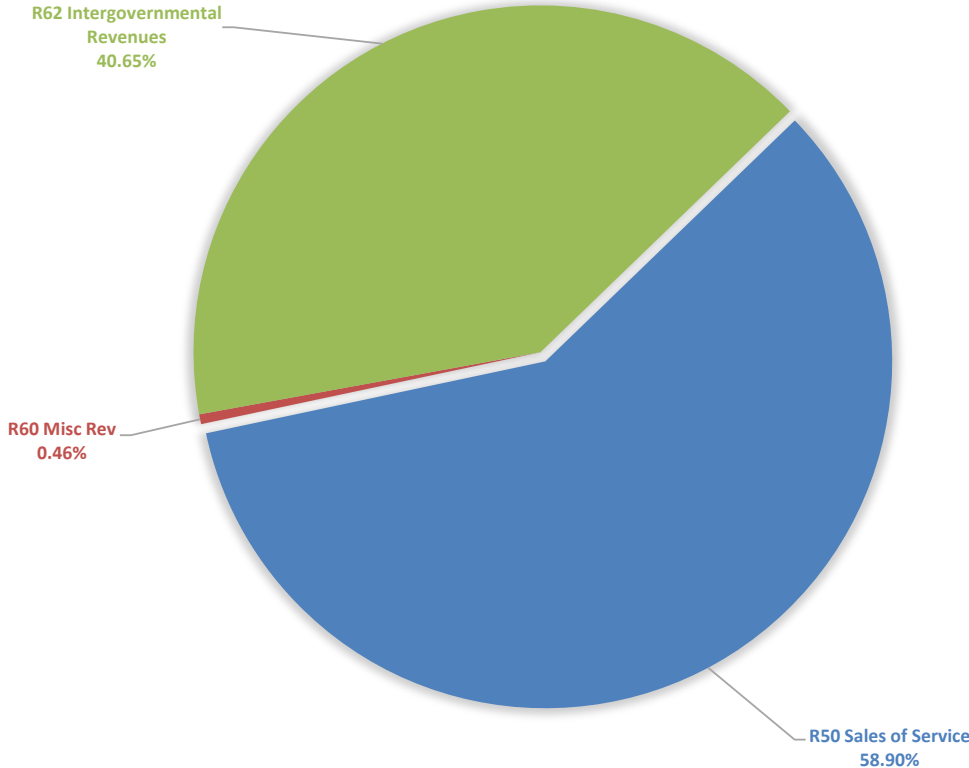


## GOVERNMENTAL BUDGETED EXPENDITURES

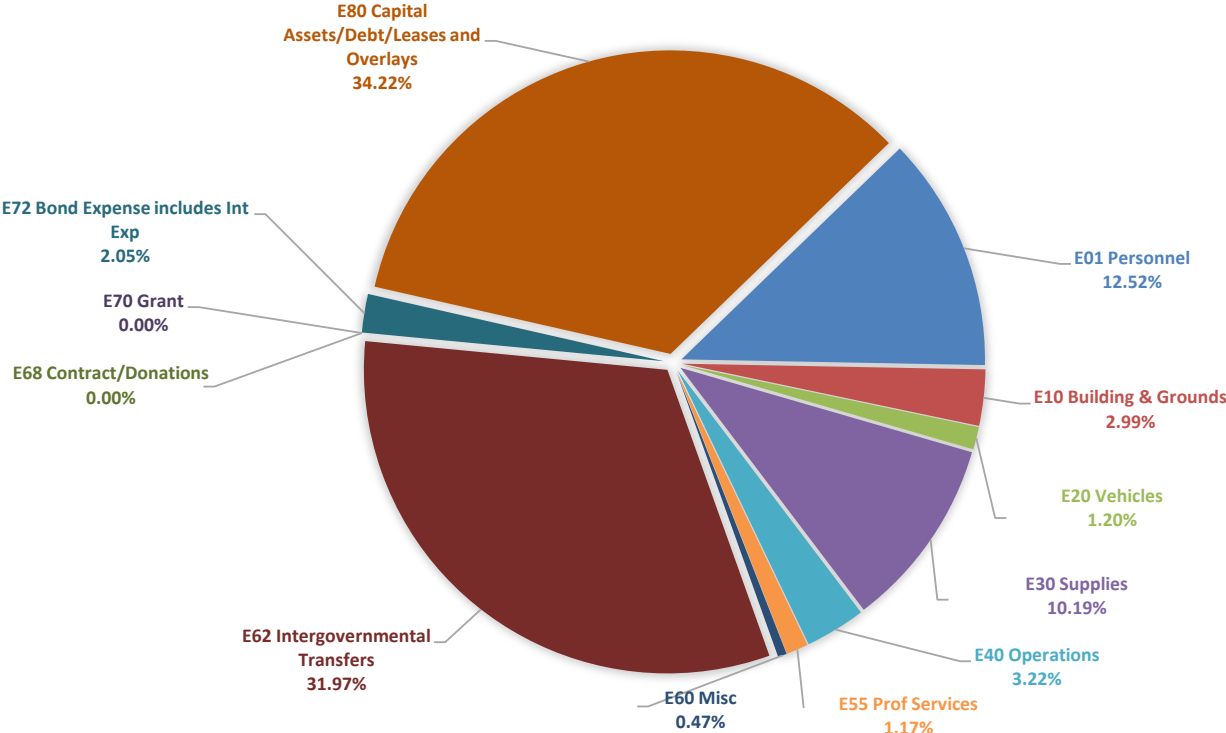


# City of Bryant, AR 2024 Budget Book

## ENTERPRISE BUDGETED REVENUES



## ENTERPRISE BUDGETED EXPENDITURES





## City of Bryant, AR 2024 Budget Book

The use of Long Term Debt or Bonds is an essential item to many municipalities to allow them to fund larger more costly projects. Similar to individual financing a car, bonding allows city's to spread the expense of an item over the life of the item. In many cases city's assets like roads and water plants have thirty plus year life spans.

TOTAL CITY DEBT PAYMENTS			
Year	Total Govt	Total Bus.	Total City
Original Par	42,585,000	20,245,000	62,830,000
2023	288,191	1,019,923	1,308,113
2024	1,734,701	1,069,637	2,804,338
2025	1,728,510	1,083,754	2,812,264
2026	1,725,698	1,087,757	2,813,454
2027	1,822,510	1,096,511	2,919,021
2028	2,524,560	1,105,269	3,629,829
2029	2,521,085	1,113,619	3,634,704
2030	2,523,823	1,121,966	3,645,789
2031	2,524,698	1,125,093	3,649,790
2032	2,520,782	1,138,371	3,659,152
2033	2,523,998	1,146,258	3,670,256
2034	2,519,907	958,182	3,478,089
2035	2,522,376	235,919	2,758,294
2036	2,523,116	233,744	2,756,860
2037	2,526,273	236,131	2,762,404
2038	2,521,735	233,156	2,754,891
2039	2,520,344	0	2,520,344
2040	2,526,844	0	2,526,844
2041	2,519,860	0	2,519,860
2042	2,525,960	0	2,525,960
2043	2,519,560	0	2,519,560
2044	1,669,935	0	1,669,935
2045	1,152,195	0	1,152,195
2046	1,152,925	0	1,152,925
2047	1,151,975	0	1,151,975
2048	1,149,345	0	1,149,345
2049	1,149,930	0	1,149,930
2050	1,148,625	0	1,148,625
<b>Total</b>	<b>56,239,459</b>	<b>14,005,288</b>	<b>70,244,747</b>

The Enterprise Debt Issuances are Revenue Bond Debt. Prior to issuing enterprise fund bonds, an analysis of current revenues and expenses is conducted to determine the revenues required to support a bond issue.

Only the City's limited Amendment 78 Financing counts as General Obligation Debt limited by State Statute to 20% of the assessed value of the property located within the City.

The City's two Governmental Debt Issuances are Special Obligation Debt which is limited by the maximum amount of the special source (such as Sales tax or Franchise Fee) can generate within terms of bond covenants.

# City of Bryant, AR 2024 Budget Book

Governmental Debt									
Series	2016B			2016			2023		Total Govt
Type	Sales and Use Tax Bonds			Franchise Fee Rev Impro			Franchise Fee Rev		
	12/1/2016			3/31/2016			5/31/2023		
Original Par	21,080,000			10,625,000			10,880,000		42,585,000
Year	Annual Prin (12/1)	Interest Rate	Interest	Annual Prin (2/1)	Interest Rate	Interest	Principal	Interest	
2023		2.375%	288,191		2.500%				288,191
2024		2.375%	576,381	375,000.00	2.000%	261,443.76		521,876.28	1,734,701
2025		2.375%	576,381	385,000.00	3.000%	251,918.76	70,000	445,210.00	1,728,510
2026		1.875%	576,381	395,000.00	2.500%	241,206.26	70,000	443,110.00	1,725,698
2027	95,000	3.50%	576,381	405,000.00	3.000%	230,193.76	75,000	440,935.00	1,822,510
2028	800,000	3.50%	573,056	420,000.00	3.000%	217,818.76	75,000	438,685.00	2,524,560
2029	825,000	3.75%	545,056	430,000.00	3.000%	205,068.76	80,000	435,960.00	2,521,085
2030	860,000	3.75%	514,119	445,000.00	3.000%	191,943.76	80,000	432,760.00	2,523,823
2031	890,000	4.00%	481,869	460,000.00	3.000%	178,368.76	85,000	429,460.00	2,524,698
2032	925,000	4.00%	446,269	475,000.00	3.375%	163,453.13	85,000	426,060.00	2,520,782
2033	965,000	4.00%	409,269	490,000.00	3.375%	147,168.75	90,000	422,560.00	2,523,998
2034	1,000,000	3.125%	370,669	505,000.00	3.375%	130,378.13	95,000	418,860.00	2,519,907
2035	1,030,000	3.125%	339,419	525,000.00	3.375%	112,996.88	100,000	414,960.00	2,522,376
2036	1,065,000	3.125%	307,231	540,000.00	3.375%	95,025.00	105,000	410,860.00	2,523,116
2037	1,100,000	3.125%	273,950	560,000.00	3.625%	75,762.50	110,000	406,560.00	2,526,273
2038	1,130,000	3.125%	239,575	580,000.00	3.625%	55,100.00	115,000	402,060.00	2,521,735
2039	1,165,000	3.125%	204,263	605,000.00	3.625%	33,621.88	115,000	397,460.00	2,520,344
2040	1,205,000	3.125%	167,856	625,000.00	3.625%	11,328.13	125,000	392,660.00	2,526,844
2041	1,240,000	3.00%	130,200				775,000	374,660.00	2,519,860
2042	1,280,000	3.00%	93,000				810,000	342,960.00	2,525,960
2043	1,315,000	3.00%	54,600				840,000	309,960.00	2,519,560
2044	505,000	3.00%	15,150				875,000	274,785.00	1,669,935
2045		3.00%					915,000	237,195.00	1,152,195
2046		3.00%					955,000	197,925.00	1,152,925
2047							995,000	156,975.00	1,151,975
2048							1,035,000	114,345.00	1,149,345
2049							1,080,000	69,930.00	1,149,930
2050							1,125,000	23,625.00	1,148,625
<b>Total</b>	<b>17,395,000</b>		<b>7,759,266</b>	<b>8,220,000</b>		<b>2,602,797</b>	<b>10,880,000</b>	<b>9,382,396</b>	<b>56,239,459</b>
Insurance	No			No					
Current Rating	A+			A					
Call Date	12/1/2026			8/1/2021			8/1/2028		
Refundable									
City Fund #	110-114, 187			185, 186		185,186	182, 183, 188		
Starting in 2021 Enterprise Rent Arrangements were made for the Police and Com Dev, Eng, Animal, Parks and Fire Fleets									
* Approximately, so low because started new lease with Enterprise and delays happened due to COVID.									
Multi Year or Amendment 78 Borrowing (Approx. total of both Principal and Interest)									
Year	2020	2021	2022	2023	2024	2025	2026	2027	2028
PD Fleet	356,000	*50,000	335,952	335,952	335,952	335,952	0	0	0
PD Tower 20	38,722	464,662	464,662	464,662	464,662	425,940	0	0	0
PD 911 Equip 22	0	0	200,406	0	100,203	0	0	0	0
PD Training Fac 22	0	0	92,417	124,140	123,223	123,223	123,223	0	0
Com Dev Fleet	0	0	12,600	12,950	0	0	0	0	0
Eng Fleet	0	0	15,295	19,300	0	0	0	0	0
Fire Trucks 18, 23	172,500	172,500	172,368	164,228	204,000	200,215	200,215	200,215	83,423
Parks 18	67,000	67,000	67,032	11,172	0	0	0	0	0
Parks 22	0	0	47,392	63,190	79,140	63,190	63,190	0	0
Animal Van 22	0	0	5,450	8,460	8,437	8,437	8,437	0	0
<b>Totals</b>	<b>634,222</b>	<b>704,162</b>	<b>1,413,575</b>	<b>1,204,054</b>	<b>1,315,617</b>	<b>1,156,957</b>	<b>395,065</b>	<b>200,215</b>	<b>83,423</b>

# City of Bryant, AR 2024 Budget Book

Series	Business Type/Enterprise Debt									
Series	2017			2011			2012			Total Bus
Type	Water and Sewer Refunding			Water			Wastewater			
	11/30/2017			10/15/2014			4/15/2015			
Original Par	5,245,000			6,500,000			8,500,000			20,245,000
Year	Annual Prin (12/1)	Interest Rate	Interest	Semi Annual (4/15, 10/15)	Interest and 1% Service Fee	Interest	Semi Annual (4/15, 10/15)	Interest and 1% Service Fee	Interest	
2023	145,000	2.10%	45,151	330,379	0.75	30,660	427,144	0.75	41,589	1,019,923
2024	145,000	2.50%	87,256	336,186	0.75	28,171	434,652	0.75	38,371	1,069,637
2025	155,000	2.50%	83,631	342,095	0.75	25,639	442,292	0.75	35,097	1,083,754
2026	155,000	2.75%	79,756	348,108	0.75	23,062	450,066	0.75	31,765	1,087,757
2027	160,000	2.75%	75,494	354,226	0.75	20,440	457,976	0.75	28,375	1,096,511
2028	165,000	3.00%	71,094	360,453	0.75	17,771	466,026	0.75	24,925	1,105,269
2029	170,000	3.00%	66,144	366,788	0.75	15,056	474,217	0.75	21,414	1,113,619
2030	175,000	3.125%	61,044	373,235	0.75	12,293	482,552	0.75	17,842	1,121,966
2031	175,000	3.125%	55,575	379,795	0.75	9,482	491,034	0.75	14,207	1,125,093
2032	185,000	3.25%	50,106	386,471	0.75	6,621	499,665	0.75	10,508	1,138,371
2033	190,000	3.25%	44,094	393,263	0.75	3,709	508,447	0.75	6,745	1,146,258
2034	200,000	3.50%	37,919	199,216	0.75	747	517,385	0.75	2,915	958,182
2035	205,000	3.50%	30,919							235,919
2036	210,000	3.625%	23,744							233,744
2037	220,000	3.625%	16,131							236,131
2038	225,000	3.625%	8,156							233,156
2039										
2040										
2041										
2042										
2043										
2044										
2045										
2046										
<b>Total</b>	<b>2,880,000</b>		<b>836,213</b>	<b>4,170,216</b>		<b>193,650</b>	<b>5,651,456</b>		<b>273,753</b>	<b>14,005,288</b>
Insurance	No			No			No			
Current Rating	Not Rated			Not Rated			Not Rated			
Call Date	12/1/2022			10/15/1930			10/15/1930			
Refundable										
Vac Truck	2023	2024	2025	2026	2027	Total				
Wastewater	105,839	105,839	105,839	105,839	105,839	529,193				

# City of Bryant, AR 2024 Budget Book

## HR, Personnel and JESAP Overview

The city of Bryant uses the Job Evaluation and Salary Administration Program known as JESAP to evaluate its overall Personnel costs. This system is provided by an independent vendor named JER HR Group. JER HR Group also provides these services for several other city's within Arkansas and for the Arkansas Municipal League. The system compares the City of Bryant with 12 of these data sources. For the last seven years with the budget process the most currently available JESAP study is reviewed and accepted by Council as well. This budget document is no different; acceptance of this Budget Book is also the acceptance of the current JESAP Report. During the last nine years in every JESAP report the City of Bryant has been significantly below the market. The City used to request the JESAP study only every other year. In an attempt to help to mitigate personnel issues in a more timely manner the city now requests this review each year. See the most recent JESAP recommendations below:

### Exhibit Eight: Recommendations

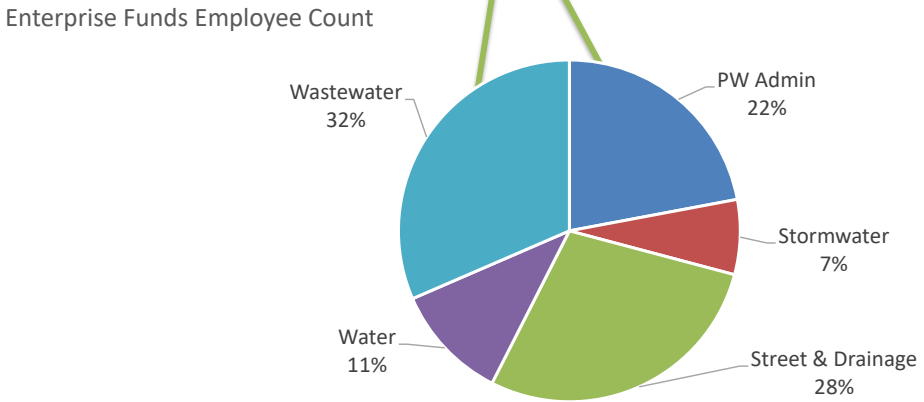
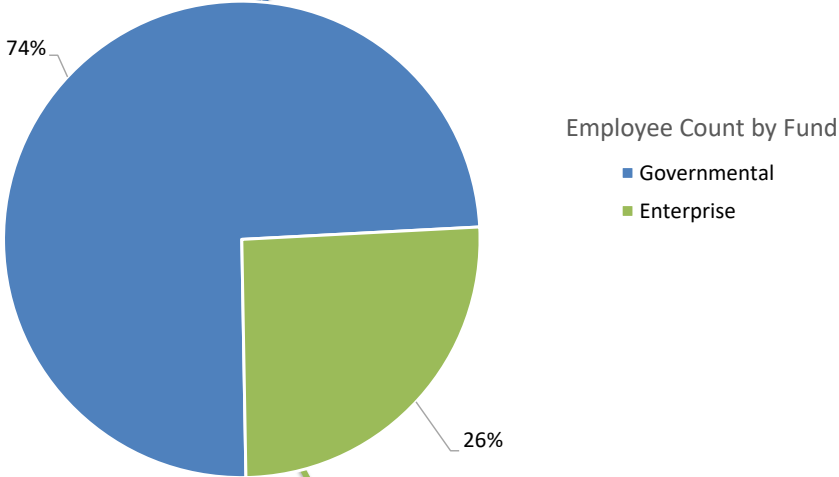
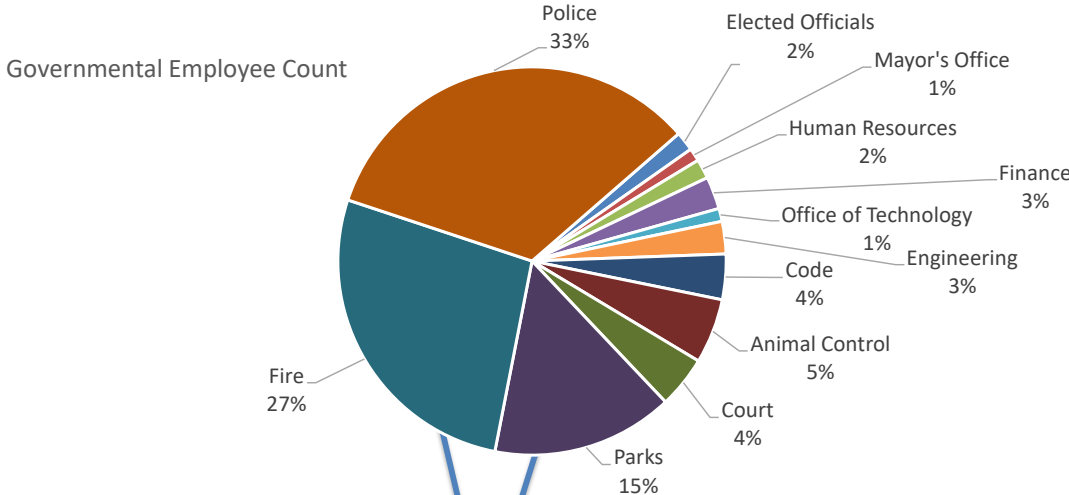
The City of Bryant was found to be 2.77% behind the market using the 12 outside comparisons that we have used in the past. JESAP staff recommends that current salary ranges not change for 2024, but that the salary grade levels for several positions be changed to more accurately reflect the current market along with an across the board 5% increase to remain competitive in the marketplace. Currently we can not do any of these recommendations and balance the budget for general fund.

Note further: The city had 68 employees in the 3rd quartile, 88 in the 2nd quartile, 63 in the first quartile, 6 in the fourth quartile and 9 in the under minimum category (7 from Dispatch) totaling 234 when the information was submitted for the report.

## City of Bryant, AR 2024 Budget Book

Full Time Equivalent Budgeted Employees by Function/Program								
Function/Program		2020	2021	2022	2023	2024	New/ Proposed/ Change	Vacant or Frozen (Yellow)
General government	Staff Attorney	0	0	0	0	0	0	0
	Elected Attorney	1	1	1	1	1	0	0
	Elected City clerk	1	1	1	1	1	0	0
	Mayor 's office	3	3	3	3	3	0	1
	Human resources	3	3	3	3	3	0	0
	Finance	4	4	5	5	5	0	1
	Office of Technology	2	2	2	2	2	0	0
	Engineering	4	4	4	5	5	-3	2
Code	Combined into one Dept	2	2	7	7	7	0	0
Planning	Com. Dev in 2022	5	5	0	0	0	0	0
Animal Control		6	6	10	10	10	0	3
Court (includes the Judge who is paid by the County)		8	8	8	8	8	0	0
Parks	Admin	3	2	2	2	2	0	0
	Parks	13	17	16	16	16	0	2
	Recreation/Part Time Starting in 2021	4	10	10	10	10	0	0
Public Safety - Fire	Uniform	49	49	49	49	49	0	0
	Clerical	1	1	1	1	1	0	0
Public Safety - Police	0600 Sworn	39	39	43	43	44	1	1
	0620 Sworn(SRO)	8	8	8	8	8	0	0
	0610 Communication (Dispatch)	10	10	12.5	10.5	7	-4	0
	0600 Civilian	2	2	2	2	3	1	2
Public works	Admin (includes Customer Service 3 and Pumps&Controls 4)	12	12	13	14	14	3	0
	Stormwater (MS4)	3	3	3.5	4.5	4.5	0	0
	Street and drainage	13	13	13.5	18	18	1	2
Enterprise funds	Water	7	7	7	7	7	0	0
	Wastewater	14	14	21	20	20	0	0
<b>Total</b>		<b>217</b>	<b>226</b>	<b>245.5</b>	<b>250</b>	<b>248.5</b>	<b>-1</b>	<b>14</b>
<b>SOURCE: HR</b>		<b>(B)</b>	<b>(C.)</b>	<b>(D)</b>			<b>(A)</b>	
<p>(A) For Police the Arkansas Opioid Recovery Program grant funds cover a sworn Detective and a civilian Peer Counselor and in 2024 the Comm/Dispatch at Bryant will be eliminated due to a countywide consolidation recommended by the state, effective 1/1/2025. For the 2024 year dispatch will be PD Only, 3 positions eliminated. The City Engineer Resigned in October of 2023 and while management decides what changes if any to make to that department the reporting personnel will report to the Public Works Director under PW Admin.</p> <p>(B) In 2020 the Staff Attorney position was combined with Elected City Attorney position. IT was hired in house with one staff. Engineering was moved out of Public Works to become its own four person department. Animal control added two new positions. Parks reduced its Admin by one position and moved one from Parks to Rec. The new Fire Marshal position was added in 2020. One SAT was added in PD along with a Public Information Officer and Administrative Assistant.</p> <p>(C.) A more precise budgeting for Parks Part Time Position led to 10 being reflected here, see the Parks organization chart for further clarification. Police moved two SAT positions to K9.</p> <p>(D) One position was added in the Mayor's office, a Facilities Manager. One position was added in the new Community Development dept, a Grants Manager and one position was added in Finance, a Purchasing Coordinator. 1 Proposed Animal Tech was added and two part time ones. 6.5 Positions were added to Police. A mistake was made last year and the Warrants officer was left off the org chart. A Part Time and two Full Time positions in Dispatch. Corporals were removed from the Organization Structure and 4 Uniform positions were added. 8.5 Positions were added across Public Works mostly in Wastewater.</p> <p>In 2023 only one position has been added to the General Fund in Engineering and that position has been frozen in these budget numbers. Additionally the position added in 2022 in Finance for Purchasing is also frozen.</p>								

# City of Bryant, AR 2024 Budget Book



City of Bryant, AR 2024 Budget Book

Education and Certification Pay Budgeted by Function/Program

Function/Program		Education	Certifications	Total
General government	City attorney	4,880	0	4,880
	Mayor 's office	4,764	1,500	6,264
	Human resources	1,200	0	1,200
	Finance	4,200	2,400	6,600
	City clerk	1,580	0	1,580
	Office of Technology	0	0	0
	Engineering	1,200	9,000	10,200
	Com. Dev started in 2022	3,800	9,000	12,800
Animal Control		600	2,280	2,880
Court (includes the Judge who is paid by the County)		2,400	2,160	4,560
Parks	400 Dept	5,100	4,500	9,600
	430 Dept	5,700	7,800	13,500
Public Safety - Fire		16,200	73,884	90,084
Public Safety - Police	600 Dept General	11,400	44,149	55,549
	610 Dept Dispatch	0	0	0
	620 Dept SRO	600	6,858	7,458
Public works				
	Stormwater (MS4)	2,250	9,000	11,250
	Street and drainage	450	32,400	32,850
Enterprise funds	Water	2,250	16,500	18,750
	Wastewater	1,650	39,060	40,710

**SOURCE: Input into Springbrook GL Software Extended Budgeting Module by the HR Department Head.**

GF Totals	63,624	163,531	227,155
PW Totals	6,600	96,960	103,560
City Wide Totals	70,224	260,491	330,715

\* Longevity is a one time payment on the first check of the month after the employee's start anniversary.  
 Certification and Education Pay are monthly payments on the first check of the month.

# City of Bryant, AR 2024 Budget Book

Function/Program	Performance Measure	2020	2021	2022	2023	
<b>Focus Area - Smart Growth</b>						
City attorney	# of Contracts Reviewed	(B)	20	17	14	Thru 8/24/23
	Verdicts Received/Cases Presided	6740	6213	7526		
Mayor 's office	# of Meetings Presided over	17	24	24		
	<b>Social Media</b>					
	Engagement (Likes, Shares, Comments Combined) (I)			8016		
	Followers (I)			4100		
	Reach (How many people's feed it showed up on) (I)			61222		
	<b>Website</b>					
	Page Views (viewed internal pages in addition to homepage) (I)			340000		
	Total Users (I)			125000		
	Returning Users (visited the website more than once) (I)			23000		
	<b>Awards</b>					
	W3 Silver Award (I)			Yes		
	WebAwards Outstanding Website (I)			Yes		
Human resources	# of Intakes Processed	51	70	62	49	Thru 8/21/23
	# of Exits Processed	55	61	43	36	
COVID increased need	WellnessFair/Clinics/On Boarding	1	9	6		
	New Hire Orientations	45-50	60-65	60+		
	# of employees retained 5+ years	110	127	113		
Finance	# of Purchase Orders Processed	8937	9011	8736	4616	thru 8/25/23
	Audit Submissions Timely (add months)	Yes	Yes	Yes		
	Budget Book Award Received	Yes	Yes	Yes	Yes	
City clerk	# of Resolutions Processed	29	38	40	20	Thru 8/23/23
	# of Ordinances Processed	27	33	36	15	
Office of Technology	# of Computer Deployed	41	15	8	4	
	# of Laptops Deployed	6	9	21	5	
Engineering	# of Projects Reviewed	22	22	54	24	Thru 8/25/23
	# of Prelim Plans/Plats Reviewed	52	36	109	111	
Community Development	# of Business Licenses Issued	906	879	(G)	541 (J)	Thru 9/20/23
	# of New residential Permits	115	128	86	62 (J)	Thru 9/20/23
	# of New commercial Permits	15	22	19	7 (J)	Thru 9/20/23
<b>Focus Area - Public Safety</b>						
Animal Control	# of Animals Impounded	910	934	1032	625	Thru 8/XX/23
	# of Animals Reclaimed	193	183	206	99	
	# of Animals Adopted	363	281	348	190	
	# of Other Live Release	181	187	137	106	
	# of Pet Registrations	674	184	286	156	
	# of Officer Activities	5305	6015	7663	3633	
	# of Special Events Held/Attended	14	12	16	16	
	# of Citations Issued	375	228	429	348	
	# of Traps Set	163	280	449	621	
Courts	# of Cases Filed	8150	9634	8633		
	# of Dismissals	277	434	306		
	# of Guilty Pleas	2326	1965	2739		
	# of Bond Forfeits	1240	41	155		
	# of Nol Prossed	1661	1936	2530		
	# of Finding Entered	1059	1982	1501		
	# of Other	186	294	295		
	# of Cases Closed	6749	6652	7526		
Public Safety - Fire	ISO Rating of a Class I, Reviewed and awarded every four years last reviewed in 2021	Yes	Yes	Yes		
	# of Community Outreach Programs - Fire Fest, Citizen Academy and School Outreach	3	3	3		
*available by station	# of calls for Fire	99	107	150	74	Thru 8/2/23
*available by station	# of Calls for Medical	1881	2207	2374	1142	
*available by station	# of Calls for Other Items	813	1024	1148	632	
Public Safety - Police	# of calls for service	29773	24442	30268	15079	Thru 8/10/23
	Other Calls	26417	11088	13640	9211	
	Accident Calls	1171	1171	1382	818	
	Business Alarms	677	983	809	488	
	Residential Alarms	385	453	346	159	
	Breaking and Entering	224	296	180	87	
	Shoplifting	304	570	288	108	
	911 Hang Up Calls	595	935	641	1154	
	Extra Patrols	11406	8946	10381	3054	
	# of Social Media Followers	(C.)	28088	30500	31512	
PW Customer Service and Pumps&Controls	# of Bills Processed					
		113129	111164	112245	61662	Thru 8/10/23
(F)	# of Late Notices	10034	16982	19525	12013	
	# of new acts processed	2123	1964	1825	590	
	# of Work Orders Completed	6909	6781	6897	2825	
PW Water (H)	Unaccounted for Water Loss Avg	38%	20%	14%	14%	
PW Wastewater	Linear Feet of Pipe Bursting	2100 in house	3000 in house	2690 in house	2414	



# City of Bryant, AR 2024 Budget Book

	Linear Feet of Open cuts	0	1070	2025	300
	# of Manhole rehabs/replacements	37	38	3	24
<b>Focus Area - Connectivity</b>					
PW Street and drainage	# of miles paved	(D)	6	4	3
	# of Sidewalk repairs (linear feet)	(D)	100	60	50
	Linear feet of culvert installs	(D)	525	645	340
	Linear feet of swale rehabs	(D)	350	1490	720
PW Stormwater (MS4)	# of Outreach events	0	1	3	2
<b>Focus Area - Health and Quality of Life</b>		<b>2020</b>	<b>2021</b>	<b>2022</b>	<b>2023</b>
Parks	# of Youth Participants	1819	3283	3759	2171
	# of Swim Lessons Provided	1568	3385	5187	0
	# of Youth Sports Tournaments	31	48	42	0

Thru 8/29/23

(A) Note that Water and Wastewater also play a large role in the Health and Quality of Life Focus Area.

(B) only from Oct, Nov, and Dec of 2020 when the City Attorney began employment.

(C.) Police was only able to obtain this metric for the current year but will start tracking it now going forward.

(D) In 2021 a new Director for PW was hired. Previous numbers are not available.

(E.) Fire differences are due to inspections were greatly reduced because of COVID mitigation.

(F) Note that Late Notices were suspended from April to Sept of 2020 due to COVID.

(G) Unavailable currently due to mid software conversion.

(H) The reduction in Unaccounted for Water in 2022 was due to efficiencies created with the water crew and distribution system of locating leaks in the main lines and repairing quickly.

(I) Began collecting data for this metric in 2022

(J) Due to a software conversion, permits were most likely misclassified in the system at the beginning of the year.

# City of Bryant, AR 2024 Budget Book

## Governmental Funds

The City has two major Governmental Funds - the General Fund and the Street Fund. The General Fund includes the Sales Tax Fund 002, and the Franchise Fee Tax Fund 003 when it is shown in the audited financial statements. However, so that the individual budgeted lines can be viewed by Council those funds are broken out in this budget book and shown under the Non Major Governmental Funds section. General Fund includes the following departments as well. Administration which includes the Mayor, City Clerk, Office of Technology, Human Resources, and Finance. 0100 is this department's code. IT has a code of 0110. Planning and Development is under code 0120. The new Engineering Department has a code of 0160. Animal Control is department 0200. The Court system is shown in department 0300. However, note that the Judge is elected and half of the Courts costs are borne by the city and half by the county. Parks and Recreation is shown by park in the following departments 0400 for Parks General, 0410 for Mills Park, 0420 for Midland Park, 0430 for Bishop Park and Center, 0440 for Alcoa Park and 0450 for Ashley Park. The city has a few more small parks but the expenses associated with these are shown under Parks General 0400. The Fire Department is in the General fund under 0500 and the reciprocal agreement the City has with Springhill Fire District is shown under department 0510. The Police Department is shown under Departments 0600 for General Patrol and Administration of PD. 0610 is the department that shows the costs and revenues associated with Dispatch and 911 calls. The 0620 department shows the costs and revenues associated with the School Resource Officer Program. The City and the School District split these costs. The K9 unit costs are shown under department 0630. The General Fund accounts for all the City's financial resources of the general government except those required to be accounted for in another fund.

The Street Fund is 080 and is a special revenue fund used to account for all activities associated with maintaining and constructing streets. Arkansas statutes that provide funding for street and drainage projects require that these activities be accounted for separately. The Street Fund is financed by state turnback funds and a portion of a state wide 1/2 cent sales tax and 30% of the 1% Designated Tax.

While Street is a Governmental Fund it is managed under the Public Works Director with all the Enterprise Funds.

Other Governmental Funds are shown together and listed in this document as Non Major. These Non Major Funds include some Agency, Debt and Construction Funds.

# City of Bryant, AR 2024 Budget Book

## Interim Mayor at City Hall - 210 SW 3rd St.

Due to the resignation of Bryant's elected mayor, Allen Scott, on September 30, 2023, Rhonda Sanders former Council member was appointed mayor by the City Council from October 1, 2023 through March 5, 2024. Mayor Sanders provided transitional leadership for both the accomplishments of 2023 and the goal setting for 2024. A new mayor will be selected in a special election on March 5, 2024.



The Mayor's office is responsible for overseeing departments and executing policies, including:

- Assuring that all City services are delivered to the citizens of Bryant in an effective, efficient, and equitable manner and in compliance with City Council policy
- Overseeing long-range planning and improvement of departmental management and service delivery
- Serving as a catalyst for developing community-wide goals and mobilizing the resources to attain them
- Serving as the primary outreach arm of the City government to other cities the business community, and other government agencies.

### 2023 Accomplishments:

1. Continued to monitor city spending to protect the financial security of the city.
2. Continued live streaming of council meetings and other public city meetings.
3. Received several grants from Metroplan for Design and Construction of multi purpose trails.
4. Continued to make improvements to stormwater infrastructure to mitigate flooding.
5. Continued to make improvements to the Water and Wastewater Infrastructure.
6. Replaced Aged Water Meter System.
7. Continued to meet with local officials to build relationships and work together for the betterment of Bryant.
8. Continued to update city policies and procedures for more effective operations.
9. Continued to work to increase pay to city employees to aid in retention and to make Bryant more competitive.
10. Designed/added multipurpose trails to improve quality of life in Bryant.
11. Continued improvements to our Parks system to improve quality of life in Bryant.
12. Oversaw the successful General Ledger Software conversion process.
13. Oversaw the development of the A&P Tax proposal for the city, election November 7, 2023.

### 2024 Goals:

1. Continue to Strengthen communication between the city administration, council, and residents.
2. Continue to collaborate with the Chamber of Commerce to attract new business and industry to Bryant.
3. Continue to update and improve city policies and procedures to enhance the efficiency of city government.
4. Complete the construction of Bryant Parkway.
5. Continue to improve the city water and wastewater infrastructure.
6. Continue to improve connectivity to improve traffic flow through Bryant.
7. Continue to ensure public safety through continuous improvements in the police and fire departments.
8. Continue to improve the city stormwater system to mitigate flooding problems and improve property values.
9. Continue the multi-year improvements to the city park system to increase livability in Bryant.
10. Continue to work with City Council to ensure the smooth running of the city government.
11. Work to increase bilingual access for our residents through the city website and interactions.

In addition to all the department heads reporting directly to the Mayor two other positions do as well, the Mayor's Assistant/Legal Assistant and Maintenance for City Hall.

Communications  
Coordinator/Mayor's Assistant,  
Jordan Reynolds

Facilities Manager,  
VACANT

	2020	2021	2022	2023	2024	No Change
FT Employees	3	3	3	3	3	

# Elected City Clerk at City Hall - 210 SW 3rd St.

Elected City Clerk, Mark Smith

Terms 2023 to 2026



The City Clerk is an elected official, who like the Mayor and Council, works for the citizens.

**Mission Statement:** To ensure the City's legislative processes are open and transparent by providing a bridge between citizens and government through the dissemination of information, and to ensure the preservation, access and integrity of records required to be stored for legal and business purposes.

The Clerk's office provides staff support for the City Council, preparing and maintaining the Council meeting minutes and maintaining public access of the Ordinance Manuals. The City Clerk is responsible for recording and publicizing the proceedings of the meetings, preparing the council approved ordinances and resolutions which are numbered, signed by the mayor and attested by the clerk and sealed. The Clerk is the legal custodian of the city's official records and city seal.

It is also the duty of the City Clerk to receive, file, and retain the Code of Ethics and Financial Disclosure Statements from appointed municipal commissioners and elected officials, including the mayor, aldermen, clerk, treasurer, city attorney, and municipal judge and to work in cooperation with the Saline County Election Commission to prepare for City Elections. The term of office for the City Clerk is four years.



# Elected City Attorney at City Hall - 210 SW 3rd St.

Ashley Clancy

**Mission Statement:** It is the mission of the City Attorney's Office to provide sound legal advice to the Mayor, City Council, City Departments, Commissions and Committees. It is also our mission to initiate and defend legal actions on behalf of the City, which may include City employment and personnel matters, condemnations, property issues, zoning issues, contract and lease disputes, and other causes of action in both State and Federal Courts.

Additionally, it is the mission of this office to prosecute in the criminal division of Bryant District Court misdemeanor offenses, traffic law and ordinance violations which occur within the city Limits in a thorough, efficacious, and equitable manner and to assist the authorized and assigned departments in the enforcement of laws and the protection of the health, safety, and welfare of the citizens of the City of Bryant.

## Goals

1. To promote integrity in all facets of work and professional conduct.
2. To serve our community with competent professional legal representation.
3. To treat all persons with a professional, respectful and compassionate manner.
4. To be accountable for ensuring the policies of the office and the needs of the community are served.
5. To be open and forthright in our communications with all parties involved in any city legal related issues.

## Legal Advice to the Public

The City Attorney is the attorney for the City of Bryant as represented by the elected Mayor and Council Members. Because of that relationship, the office cannot represent or provide legal advice to the public, individual citizens or private organizations.

# The Human Resources Department at City Hall

HR Manager, Alisha Runnells



Human Resources Director, Charlotte Rue

HR Assistant, Osha Martin

Charlotte started at the City in Oct of 2015.

Mission Statement: The City of Bryant Human Resources Department is committed to providing all of our employees a stable and safe work environment with equal opportunity for learning, professional and personal growth. We strive to support our City’s mission through the development of programs designed to help us recruit and retain the best of the best to serve our City. Through effective and consistent HR processes we are able to provide essential services to our employees.

- 2023 Accomplishments:
1. Fully live in the new ERP Pro 10 General Ledger System.
  2. Began the implementation of Executime for electronic time keeping.
  3. Participated in the build out and updating of the City Website.
  4. Continued to update policies for all departments.
  5. Successfully on boarded 49 new employees (thru 8/21/23).

- 2024 Goals:
1. Continue to update policies and position descriptions to try to recruit and retain top employees.
  2. Continue to load data in new ERP Pro 10 System and go live with Executime.
  3. Continue to educate employees about aspects of their health benefits in an effort to reduce our insurance costs.
  4. Establish a comprehensive and effective document retention program for HR.

	2020	2021	2022	2023	2024	No Change
FT Employees	3	3	3	3	3	

# The Finance Department at City Hall



Finance Director, Joy Black,  
joined the City of Bryant in  
August of 2014

Finance Coordinator I,  
Crystal Winkler

Accounts Payable  
Technician,  
Tabatha Koder

Finance Coordinator II,  
Nichole Manley

**OPEN - Purchasing Manager, approved in 2022, frozen in 2023 and 2024.**

Mission Statement: In the spirit of excellence, integrity, and dedication, the Finance Department is committed to providing timely, accurate, clear and complete information to other city departments, the Council, and the community.

- 2023 Accomplishments:
1. Completion of the 2022 Audit, submitted to Council at the 3Xs Sept 2023 Council meeting.
  2. For the 6th year in a row obtained the GFOA Budget Book Award (Budget Years 2018-2023)
  3. Assisted with the Bryant Parkway financial management.
  4. Continued to adhere to the Record Retention and Destruction Policy.
  5. Continued the general ledger conversion process.
  6. Trained and put procedures in place to have back ups in the Finance Department for key functions.

- 2024 Goals:
1. Complete the 2023 Audit on or before June 30th of 2024.
  2. For the 7th year in a row obtain the GFOA Budget Book Award.
  3. Continue to explore aligning the funding for fleet vehicles across the city.
  4. Assist the Mayor in wrapping up and reporting on the Bryant Parkway.
  5. Continue to support the personnel in continuing their accounting and department education goals, including obtaining certificates.
  6. Continue to work with the Department Heads on 5 year plans for Capital and Operations.
  7. Continue the process of upgrading the General Ledger Software.
  8. Work with the Mayor to develop the new Purchasing Position (not funded in this Budget Document)

	2020	2021	2022	2023	2024	No Change
FT Employees	4	4	5	5	5	

# Information Technology (IT) Department

- at City Hall



IT Director,  
Gordon Miller

Systems Administrator,  
Brendan Fontenot

Joined the City of Bryant in 2019

Mission Statement: The City of Bryant Information Technology Department is committed to providing timely technical support for all departments in the city. We are responsible for maintaining, updating, and growing the City's network, as well as keeping it secure. We assist all departments with finding technical solutions that fit their needs, and strive to keep up with the ever-changing technology advances.

- 2023 Accomplishments:
1. Implemented advanced malware detection and mitigation with Sophos
  2. Deployed new servers at City Hall, 4 servers in total
  3. Upgraded and expanded city-wide access control system
  4. Migrated water billing to the new finance software
  5. Assisted Police Department with successfully passing an FBI Audit
  6. Developed and implemented a process to email newsletters to Water customers
  7. Replaced evidence label printer for the Police Department
  8. Assisted with car and body camera deployment for the Police Department
  9. Implemented iPads (14 total tablets) at Public Works and Parks for employee time entry
  10. Upgraded several servers on our network

- 2024 Goals:
1. Upgrade or decommission any servers that are running Operating system less than 2019.
  2. Implement network wide web filtering
  3. Complete the implementation of the city-wide Wi-Fi network
  4. Upgrade / Replace all network infrastructure switches
  5. Bring Courts' computers onto the City domain network

	2020	2021	2022	2023	2024	No Change
FT Employees	2	2	2	2	2	

# City of Bryant, AR 2024 Budget Book

## Engineering Department - at City Hall

Previously (pre 2020) under the Public Works Area, Engineering was moved to Administration in order to be used by all departments not just Public Works going forward.

Engineering Department Director,  
VACANT

Mission Statement: Provide a centralized department to design, review, and commission engineering and construction projects for the responsible growth of this City. To further institute construction practices and inspection standards to insure strong and well maintained city infrastructure.

The three positions below have been moved in Q3 of 2023 and the 2024 budget to report to the Public Works Director under PW Admin and budgeted there as well in this 2024 budget document.

Construction Project  
Coordinator,  
Scott Chandler

Construction  
Project  
Coordinator,  
Joe Henry

Construction Project  
Coordinator,  
Daran Robertson

Proposed Designer NEW Frozen Unfunded in this  
Budget Book Draft

- 2023 Accomplishments:
1. Transitioned city infrastructure asset information to new tracking software.
  2. Continuation of updating the city GIS system with new development and infrastructure.
  3. Complete city wide stormwater management plan.
  4. Completed the new restroom facility for the Alcoa 40 park, along with the new tennis and pickle ball courts at Mills Park.
  5. Identified wastewater capacity issues for new development in the north section of the planning district.
  6. Finalized the highway 5 widening project from Reynolds to Springhill road.
  7. Began construction of Bryant Parkway Project 2 Phase.
  8. Oversaw the completion of 6 major stormwater projects

- 2024 Goals:
1. Complete final phase of Bryant Parkway
  2. Archive all wastewater gravity main line video in a searchable database
  3. Develop system with Saline County, for city to be notified when properties within the city, are to be certified to the state.
  4. Begin design and implementation for new south pressure plain water storage infrastructure.
  5. Continue to update city GIS System.
  6. Continue to identify stormwater issues along with design and repair.
  7. Oversee the design of extension of water line along new Parkway.
  8. Expand the Engineering Dept's surveying and design capabilities.
  9. Continue to assist with various projects for other departments.

	2020	2021	2022	2023	2024	
FT Employees	4	4	4	5	5	No Change



## City of Bryant, AR 2024 Budget Book

<b>Administration</b>					
<b>Revenues</b>					
Cat.	Description	2024 Requested	2023 Budget	2023 Estimated	2022 Actuals
R10	Taxes - Sale	\$ -	\$ -	\$ -	\$ -
R15	Taxes - Property	\$ 1,639,220	\$ 872,400	\$ 1,010,556	\$ 1,005,485
R20	Licenses Permits & Fees	\$ -	\$ -	\$ -	\$ -
R30	Membership Fees	\$ -	\$ -	\$ -	\$ -
R33	Rental Fees	\$ -	\$ -	\$ -	\$ -
R36	Park Program Fees	\$ -	\$ -	\$ -	\$ -
R40	Fines & Forfeitures	\$ -	\$ -	\$ -	\$ -
R50	Sale of Services	\$ -	\$ -	\$ -	\$ -
R60	Miscellaneous Revenue	\$ 1,000	\$ 34,000	\$ 34,478	\$ 69,904
R62	Intergovernmental Tsfrs	\$ 6,767,000	\$ 6,485,008	\$ 5,944,591	\$ 6,113,332
R64	Reimbursement	\$ -	\$ -	\$ -	\$ -
R66	Sale of Equipment	\$ -	\$ -	\$ -	\$ -
R70	Grant Revenue	\$ -	\$ -	\$ -	\$ -
R74	Sponsorships	\$ -	\$ -	\$ -	\$ -
R85	Interest Revenue	\$ 300,000	\$ 32,152	\$ 153,919	\$ -
	<b>Totals</b>	\$ 8,707,220	\$ 7,423,560	\$ 7,143,544	\$ 7,188,722

<b>Expenses</b>					
Cat.	Description	2024 Requested	2023 Budget	2023 Estimated	2022 Actuals
E01	Personnel Expense	\$ 424,723	\$ 418,115	\$ 295,679	\$ 551,724
E10	Building & Grounds Exp	\$ 49,573	\$ 65,494	\$ 67,030	\$ 58,558
E20	Vehicle Expense	\$ 34,563	\$ 33,263	\$ 30,321	\$ 31,081
E30	Supply Expense	\$ 12,900	\$ 16,400	\$ 13,991	\$ 20,138
E40	Operations Expense	\$ 107,362	\$ 99,812	\$ 93,156	\$ 105,586
E55	Professional Services	\$ 84,290	\$ 90,290	\$ 30,360	\$ 90,825
E60	Miscellaneous Expense	\$ 252,850	\$ 249,145	\$ 254,969	\$ 259,609
E62	Intergovernmental Tsfr	\$ -	\$ -	\$ -	\$ -
E68	Donation Expense	\$ 95,000	\$ 95,000	\$ 94,915	\$ 90,000
E70	Grant Expense	\$ -	\$ -	\$ -	\$ -
E72	Bond Expense	\$ -	\$ -	\$ -	\$ -
E80	Capital Assets	\$ -	\$ 110,597	\$ 30,000	\$ 164,540
E85	Interest Expense	\$ -	\$ 300	\$ -	\$ -
	<b>Totals</b>	\$ 1,061,261	\$ 1,178,416	\$ 910,420	\$ 1,372,060

**2023 Estimated as of 11/30/2023**

The Community Development  
 Department  
 at City Hall



Records and Permits  
 Secretary, Tracy Picanco

Code Enforcement Officer,  
 Joe Thomas

Grants Manager,  
 Rebecca Kidder

Code Enforcement Officer,  
 Doug Smith

Code Enforcement Officer,  
 Allen Carver

Planner,  
 Colton Leonard

Mission Statement: To help plan, build, and maintain a great city.

Director, effective 12.19.17, Truett  
 Smith, overseeing new combined  
 department starting 1/1/21.

2023 Accomplishments:  
 1. Implemented new sign code.  
 2. Continued to find inefficiencies and work to optimize our Community Development Software.  
 3. Train area users on new on line permit and payment portals.

2024 Goals:  
 1. Find and apply for new grant opportunities.  
 2. Administer the building and mainenance code for the city.  
 3. Optimize our community development software to continue to improve our processes.  
 4. Identify shortfalls in City Codes and Ordinances to work towards improving our community.  
 5. Oversee a clear and efficient development process.

	2020	2021	2022	2023	2024	No Change
FT Employees	7	7	7	7	7	

**City of Bryant, AR 2024  
Budget Book**

<b>Community Development</b>					
<b>Revenues</b>					
Cat.	Description	2024 Requested	2023 Budget	2023 Estimated	2022 Actuals
R10	Taxes - Sale	\$ 125,000	\$ 90,000	\$ 124,333	\$ 114,744
R15	Taxes - Property	\$ -	\$ -	\$ -	\$ -
R20	Licenses Permits & Fees	\$ 553,300	\$ 527,250	\$ 404,717	\$ 446,346
R30	Membership Fees	\$ -	\$ -	\$ -	\$ -
R33	Rental Fees	\$ -	\$ -	\$ -	\$ -
R36	Park Program Fees	\$ -	\$ -	\$ -	\$ -
R40	Fines & Forfeitures	\$ -	\$ -	\$ -	\$ -
R50	Sale of Services	\$ -	\$ -	\$ -	\$ -
R60	Miscellaneous Revenue	\$ -	\$ -	\$ 100	\$ 3,327
R62	Intergovernmental Tsfrs	\$ -	\$ -	\$ -	\$ -
R64	Reimbursement	\$ 1,000	\$ -	\$ 1,500	\$ -
R66	Sale of Equipment	\$ -	\$ -	\$ -	\$ -
R70	Grant Revenue	\$ -	\$ -	\$ -	\$ -
R74	Sponsorships	\$ -	\$ -	\$ -	\$ -
R85	Interest Revenue	\$ -	\$ -	\$ -	\$ -
<b>Totals</b>		<b>\$ 679,300</b>	<b>\$ 617,250</b>	<b>\$ 530,650</b>	<b>\$ 564,417</b>

<b>Expenses</b>					
Cat.	Description	2024 Requested	2023 Budget	2023 Estimated	2022 Actuals
E01	Personnel Expense	\$ 588,940	\$ 585,874	\$ 513,115	\$ 525,311
E10	Building & Grounds Exp	\$ 9,425	\$ 8,785	\$ 7,026	\$ 7,554
E20	Vehicle Expense	\$ 25,743	\$ 24,743	\$ 22,215	\$ 25,277
E30	Supply Expense	\$ 4,500	\$ 4,500	\$ 2,007	\$ 2,857
E40	Operations Expense	\$ 40,300	\$ 40,300	\$ 28,251	\$ 41,578
E55	Professional Services	\$ 47,700	\$ 32,700	\$ 35,207	\$ 31,548
E60	Miscellaneous Expense	\$ 9,000	\$ 56,000	\$ 4,512	\$ 10,917
E62	Intergovernmental Tsfr	\$ -	\$ -	\$ -	\$ -
E68	Donation Expense	\$ -	\$ -	\$ -	\$ -
E70	Grant Expense	\$ -	\$ -	\$ -	\$ -
E72	Bond Expense	\$ -	\$ -	\$ -	\$ -
E80	Capital Assets	\$ -	\$ -	\$ -	\$ -
E85	Interest Expense		\$ 300	\$ -	\$ -
<b>Totals</b>		<b>\$ 725,608</b>	<b>\$ 753,202</b>	<b>\$ 612,332</b>	<b>\$ 645,041</b>

**2023 Estimated as of 11/30/2023**

# City of Bryant, AR 2024 Budget Book

## Animal Control and Adoption Center

- located at 25700 Interstate 30

Sr. Animal Control Officer,  
Jackie Skasick

Shelter Manager, Rebecca Bennett

Animal Control  
Director, Tricia Power

Animal Control Officers,  
Sarah Smith  
Jessie Vowell  
Vacant (1)

Animal Control Techs  
Mathew Burns  
Vacant (1) Vacant (2)

Volunteers Include:  
In-Home Pet Fosterers,  
Transport Drivers & Event  
Assistance



2 Temporary Part Time Animal Care Assistants (Summer)

The mission of Bryant Animal Control and Adoption Center is to provide compassionate, timely and effective response to domestic animal situations in order to ensure the safety of all citizens and animals through the consistent enforcement of state and local laws relating to the humane treatment and control of domestic animals.

**2023 Achievements:**

Sr. ACO Jackie Skasick has been working to improve the Dept and City-wide animals in disaster response plans.  
Took delivery of the Ford Expedition that was originally ordered in 2021, transport vehicle was outfitted with kennels, all paid for via donations.  
Reviewed, and Revised Department SOPs  
Fee/Ordinance Review Completed, and the Director will be bringing revisions to Council at the end of the year.  
Currently seeking bids for parking lot repairs.  
Remaining Dog Park donations total \$1383 will be spent by the end of the year, and future fundraising will be handled by the Parks Dept.  
Joined Best Friends Animal Society as a Shelter Partner when Save Rate dropped below 80%.  
Certification in Chemical Capture, Humane Animal Euthanasia, and Pepper Spray was completed for all ACOs.  
Joined Home to Home - alternative to intake w/ plans to seek more alternatives to animal intake.  
Implemented First 48 and Scan to Save Programs  
Revised the Pet Food Pantry Organization (On going Project Improvements)  
Meet with Saline County and other City leaders to discuss County-Wide Animal Shelter Plan (Proposed in 2022)  
Signed up for the PetSmart Adoptions Made Easy software Program.  
Animal Control Director Tricia Power has been elected Vice President of the Arkansas State Animal Control Association, and she is now serving as a Member at Large on the National Animal Control Association's Board of Directors, Election Committee.

**2024 Goals:**

Support the Mayor in Strengthening Communication and Coordination between Leadership, Operations and Citizens.  
Continue to review and update policies and procedures to better serve the citizens effectively and efficiently.  
Ensure Public Safety through continued cooperation with the other Public Safety Departments and residents.  
Implement new Software to improve connectivity and online services for both the Department and the residents.  
Disaster Plan - Continued, including joining the State-Wide Disaster Coalition  
Seek out ways to ensure Inclusion and Diversity within the Department and the City.  
City-Wide Animals in Disaster Plan Improvements  
Continue Planning New Animal Shelter  
**Long Term Department Goals:**  
Improve customer service in all areas, removing barriers to adoption and expend reclaim efforts.  
Expand or revise our services, as the needs of the community change.  
Update officer equipment, training, etc.  
Evaluate Ordinances and make changes as necessary.  
Conduct a self-evaluation of the shelter and animal control program with assistance from the Humane Society of the United States Shelter Outreach Department, and make changes or adjustments depending on outcome.  
Create an Explorer Post within the Department.  
Explore and utilize ways to encourage community interest and involvement in the shelter.  
Explore and utilize other avenues of taking a proactive role in pet ownership education.

	2020	2021	2022	2023	2024	No Change
FT Employees	6	6	10	10	10	



Bryant Firefighters receiving Scan 2 Save training with AbbyGail



Scan 2 Save is another program designed to reunite pets and families. This program places microchip scanners across the city, and allows for greater opportunities for pets to be checked for a microchip and thus, increasing the odds of locating their family



Cupcake adopted May 2023



Willow adopted May 2023



Sr. ACO Jackie Skasick and Finn, a Goldendoodle, who was adopted in October 2023



Mabel meeting new friends around town. Adopted April 2023



Kipper, a Silky Terrier, was transferred to Best Friends Animal Society September 2023



Officer Vowell and Luna (who loved to hide in her hair) transferred to Gibson's Cat Cafe via Maumelle Animal Shelter October 2023



Acorn adopted May 2023



Animal Care Tech (ACT) Tessa Haley, with Lavender, a Basset Hound mix enjoying a pretty fall day. Lavender adopted October 2023



The First 48 is an Intake Diversion Program. It asks anyone who has found an animal to keep that animal for 48 hours (if safe, and able to do so) after is it located to increase the chances of it being reunited with its family



Harriet transferred to shelter partner in July 2023

## City of Bryant, AR 2024 Budget Book

<b>Animal Control</b>					
<b>Revenues</b>					
Cat.	Description	2024 Requested	2023 Budget	2023 Estimated	2022 Actuals
R10	Taxes - Sale	\$ -	\$ -	\$ -	\$ -
R15	Taxes - Property	\$ -	\$ -	\$ -	\$ -
R20	Licenses Permits & Fees	\$ 29,500	\$ 29,500	\$ 21,033	\$ 28,581
R30	Membership Fees	\$ -	\$ -	\$ -	\$ -
R33	Rental Fees	\$ -	\$ -	\$ -	\$ -
R36	Park Program Fees	\$ -	\$ -	\$ -	\$ -
R40	Fines & Forfeitures	\$ 6,000	\$ 6,000	\$ 9,636	\$ 9,459
R50	Sale of Services	\$ -	\$ -	\$ -	\$ -
R60	Miscellaneous Revenue	\$ -	\$ -	\$ -	\$ -
R62	Intergovernmental Tsfrs	\$ 659,200	\$ 631,002	\$ 578,413	\$ 593,832
R64	Reimbursement	\$ -	\$ -	\$ -	\$ -
R66	Sale of Equipment	\$ -	\$ -	\$ -	\$ -
R70	Grant Revenue	\$ -	\$ 12,500	\$ 12,500	\$ -
R74	Sponsorships	\$ -	\$ -	\$ -	\$ -
R85	Interest Revenue	\$ -	\$ -	\$ -	\$ -
Totals		\$ 694,700	\$ 679,002	\$ 621,582	\$ 631,871

<b>Expenses</b>					
Cat.	Description	2024 Requested	2023 Budget	2023 Estimated	2022 Actuals
E01	Personnel Expense	\$ 710,824	\$ 601,961	\$ 522,217	\$ 504,999
E10	Building & Grounds Exp	\$ 47,740	\$ 110,890	\$ 45,086	\$ 43,791
E20	Vehicle Expense	\$ 9,056	\$ 14,756	\$ 13,459	\$ 16,399
E30	Supply Expense	\$ 26,150	\$ 30,287	\$ 34,091	\$ 17,724
E40	Operations Expense	\$ 2,325	\$ 3,945	\$ 1,628	\$ 1,866
E55	Professional Services	\$ 35,000	\$ 35,000	\$ 32,026	\$ 35,548
E60	Miscellaneous Expense	\$ 4,000	\$ 4,000	\$ 1,305	\$ 16,195
E62	Intergovernmental Tsfr	\$ -	\$ -	\$ -	\$ -
E68	Donation Expense	\$ -	\$ -	\$ -	\$ -
E70	Grant Expense	\$ -	\$ -	\$ -	\$ -
E72	Bond Expense	\$ 7,680	\$ 7,680	\$ 7,147	\$ 5,748
E80	Capital Assets	\$ -	\$ 69,500	\$ 67,112	\$ 49,679
E85	Interest Expense	\$ 780	\$ 780	\$ 587	\$ 579
Totals		\$ 843,555	\$ 878,800	\$ 724,657	\$ 692,527

**2023 Estimated as of 11/30/2023**

# City of Bryant, AR 2024 Budget Book



Judge Stephanie  
Cassady

at City Hall 208 SW 3rd Street

Mission: To serve the people by efficient and accessible administration of justice for all, to treat everyone with integrity, fairness and respect.

Executive Assistant to the Judge,  
Debora Midget

District Court Clerk,  
Lindsey Dinwiddle

Trial Coordinator, Jackie Lindsey

Deputy Court  
Clerks:  
Deana Pankey  
Debra Styles  
Grace  
Buchanan

Ancillary District Court Clerk,  
Melanie Smith

In Arkansas, district courts were formerly known as municipal courts before the passage of Amendment 80 to the Arkansas Constitution in 2000. Act 3 and Act 627 of 2009 created 25 pilot district judgeships in the state, two of which are in Saline County. The Saline County District Courts exercise countywide jurisdiction over misdemeanor criminal cases, preliminary felony cases, and in certain types of civil cases in matters of less than \$25,000. There are no jury trials in district court. In a district court trial, the judge makes both findings of fact and rulings of law.

A small claims division of the Saline County District Court is administered by the Bryant Department and presided over by Judge Casady of the Bryant Department. This small claims division provides the citizens of Saline County a forum in which citizens may represent themselves to resolve minor civil matters. No attorneys may take part in litigation in the small claims division.

	2020	2021	2022	2023	2024	
FT Employees	8	8	8	8	8	No change

## City of Bryant, AR 2024 Budget Book

<b>Courts</b>					
<b>Revenues</b>					
Cat.	Description	2024 Requested	2023 Budget	2023 Estimated	2022 Actuals
R10	Taxes - Sale	\$ -	\$ -	\$ -	\$ -
R15	Taxes - Property	\$ -	\$ -	\$ -	\$ -
R20	Licenses Permits & Fees	\$ -	\$ -	\$ -	\$ -
R30	Membership Fees	\$ -	\$ -	\$ -	\$ -
R33	Rental Fees	\$ -	\$ -	\$ -	\$ -
R36	Park Program Fees	\$ -	\$ -	\$ -	\$ -
R40	Fines & Forfeitures	\$ 532,900	\$ 532,900	\$ 383,010	\$ 470,246
R50	Sale of Services	\$ -	\$ -	\$ -	\$ -
R60	Miscellaneous Revenue	\$ 50,520	\$ 50,520	\$ 39,487	\$ 50,487
R62	Intergovernmental Tsfrs	\$ -	\$ -	\$ -	\$ -
R64	Reimbursement	\$ 160,000	\$ 160,000	\$ 236,119	\$ 246,192
R66	Sale of Equipment	\$ -	\$ -	\$ -	\$ -
R70	Grant Revenue	\$ -	\$ -	\$ -	\$ -
R74	Sponsorships	\$ -	\$ -	\$ -	\$ -
R85	Interest Revenue	\$ -	\$ -	\$ -	\$ -
<b>Totals</b>		<b>\$ 743,420</b>	<b>\$ 743,420</b>	<b>\$ 658,616</b>	<b>\$ 766,925</b>

<b>Expenses</b>					
Cat.	Description	2024 Requested	2023 Budget	2023 Estimated	2022 Actuals
E01	Personnel Expense	\$ 481,805	\$ 492,671	\$ 441,051	\$ 483,683
E10	Building & Grounds Exp	\$ 17,996	\$ 23,646	\$ 13,431	\$ 13,603
E20	Vehicle Expense	\$ -	\$ -	\$ -	\$ -
E30	Supply Expense	\$ 12,000	\$ 11,000	\$ 7,714	\$ 12,077
E40	Operations Expense	\$ 149,521	\$ 146,000	\$ 96,331	\$ 1,814
E55	Professional Services	\$ 4,500	\$ 5,500	\$ 680	\$ 3,651
E60	Miscellaneous Expense	\$ 3,872	\$ 3,540	\$ 2,716	\$ 2,754
E62	Intergovernmental Tsfr	\$ -	\$ -	\$ -	\$ -
E68	Donation Expense	\$ -	\$ -	\$ -	\$ -
E70	Grant Expense	\$ -	\$ -	\$ -	\$ -
E72	Bond Expense	\$ -	\$ -	\$ -	\$ -
E80	Capital Assets	\$ -	\$ -	\$ -	\$ -
E85	Interest Expense	\$ -	\$ -	\$ -	\$ -
<b>Totals</b>		<b>\$ 669,695</b>	<b>\$ 682,357</b>	<b>\$ 561,922</b>	<b>\$ 517,582</b>

Highlighted in Green above is the difference from the new County Jail Contract for \$143K.

**2023 Estimated as of 11/30/2023**



# City of Bryant, AR 2024 Budget Book

## Parks and Recreation Department



Parks Director Chris Treat since 2016 (shown right)

Assistant Director - Keith Cox



Center Superintendent,  
Ebonee Scott

Grounds Superintendent,  
Matt Martin

Aquatics Superintendent, Kristin  
Robinson

Community Outreach  
Coordinator, Cassie Henry -  
Saorrano

Assistant Center Super  
Candace Baker

Foreman:  
David McCorkel  
Dale Sanford

Assistant Aquatics Coordinator,  
Compassion Moomey

Parks Staff:  
Tracy Butler  
Jason Rowton

Parks Labor  
Kevin Smith  
John Stuckey  
Tyler Mims  
VACANT  
Brady Morris  
VACANT

Lifeguards at Mills and Bishop XX  
Seasonal Part Time Positions

Note: \$282,800 is budgeted for Part  
Time Payroll in this approved budget, at  
\$12.50 an hour it approximates 11 FTE  
Positions. FTE's on the year 2020 would  
have been 30.

Bishop Center Part Time Staff

Parks Labor Part Time, Typically 2

The Parks Committee meets once a month on the second Tuesday of the month at 6:00pm in the Bishop Park Conference Room.

2023 Accomplishments:  
1. New Tennis & Pickleball Courts at Mills Park  
2. Phase 2 of Mills Playground Completed.  
3. Finalizing the Parks Master Plan.  
4. Partnered with Historical Society on Bryant Museum.

2024 Goals:  
1. Begin to execute the Parks Master Plan.  
2. Begin Aquatics Center Upgrades (funding not in this 2024 budget to be determined, possibly \$1 mil Amend 78)

	2020	2021	2022	2023	2024	1 added in Part Time Equ
FTE Employees	20	29	28	28	29	

# Ribbon Cutting Boswell Courts



Joyce Sheffield Boswell, an 89-year-old resident of Bryant, Arkansas, recently retired from the Bryant Parks Committee but continues her lifelong dedication to the city. Having lived in Bryant for 84 years, she witnessed its growth from a small community of fewer than 100 people in 1938. Boswell and her late husband, Ted, played pivotal roles in establishing the city's parks system, with their contributions dating back to 1940 when they helped create Ashley Park. She has served on the parks committee for about 20 years and is known as a staunch advocate for preserving the city's trees. Her commitment to the community extends to saving historical landmarks, like an old bridge, and she has been recognized for her lifelong service, with the dedication of new Joyce Boswell Courts at Wilbur D. Mills Park. Despite her retirement, Joyce Boswell's love for Bryant and its rich history remains unwavering.



## City of Bryant, AR 2024 Budget Book

### Parks

#### Revenues

Cat.	Description	2024 Requested	2023 Budget	2023 Estimated	2022 Actuals
R10	Taxes - Sale	\$ -	\$ -	\$ -	\$ -
R15	Taxes - Property	\$ -	\$ -	\$ -	\$ -
R20	Licenses Permits & Fees	\$ -	\$ -	\$ -	\$ -
R30	Membership Fees	\$ 277,475	\$ 234,000	\$ 231,736	\$ 214,631
R33	Rental Fees	\$ 154,450	\$ 153,995	\$ 158,606	\$ 132,019
R36	Park Program Fees	\$ 155,500	\$ 162,000	\$ 148,353	\$ 154,201
R40	Fines & Forfeitures	\$ -	\$ -	\$ -	\$ -
R50	Sale of Services	\$ 202,700	\$ 184,000	\$ 183,964	\$ 180,197
R60	Miscellaneous Revenue	\$ 5,000	\$ 305,000	\$ 331,125	\$ 222,536
R62	Intergovernmental Tsfrs	\$ 1,483,200	\$ 1,419,753	\$ 1,301,432	\$ 1,336,128
R64	Reimbursement	\$ -	\$ -	\$ -	\$ -
R66	Sale of Equipment	\$ 6,000	\$ -	\$ -	\$ 2,120
R70	Grant Revenue	\$ -	\$ 166,435	\$ 166,438	\$ -
R74	Sponsorships	\$ 135,500	\$ 127,500	\$ 73,709	\$ 147,002
R85	Interest Revenue	\$ -	\$ -	\$ -	\$ -
Totals		\$ 2,419,825	\$ 2,752,683	\$ 2,595,364	\$ 2,388,834

#### Expenses

Cat.	Description	2024 Requested	2023 Budget	2023 Estimated	2022 Actuals
E01	Personnel Expense	\$ 1,751,223	\$ 1,773,482	\$ 1,656,655	\$ 1,637,859
E10	Building & Grounds Exp	\$ 827,890	\$ 1,075,934	\$ 773,955	\$ 877,812
E20	Vehicle Expense	\$ 50,597	\$ 41,597	\$ 42,997	\$ 58,631
E30	Supply Expense	\$ 74,900	\$ 74,200	\$ 77,642	\$ 76,951
E40	Operations Expense	\$ 32,623	\$ 34,623	\$ 30,324	\$ 34,785
E55	Professional Services	\$ 161,925	\$ 260,220	\$ 146,775	\$ 182,555
E60	Miscellaneous Expense	\$ 18,105	\$ 18,105	\$ 14,664	\$ 17,669
E62	Intergovernmental Tsfr	\$ -	\$ -	\$ -	
E68	Donation Expense	\$ -	\$ -	\$ -	
E70	Grant Expense	\$ -	\$ -	\$ -	
E72	Bond Expense	\$ 68,800	\$ 68,800	\$ 65,173	\$ 114,571
E80	Capital Assets	\$ -	\$ 1,049,258	\$ 962,479	\$ 710,938
E85	Interest Expense	\$ 10,346	\$ 10,346	\$ 4,436	\$ 5,373
Totals		\$ 2,996,409	\$ 4,406,566	\$ 3,775,101	\$ 3,717,143

2023 Estimated as of 11/30/2023

# City of Bryant, AR 2024 Budget Book

## Fire Department

Fire Station 1 at 312 Roya Lane  
 Fire Station 2 at 1601 S. Reynolds  
 Fire Station 3 at 2620 Northlake



Chief J.P. Jordan  
 Serving the City since 2012



Assistant Chief Brandon Futch

Battalion Chief B  
 Brian Watson

Battalion Chief B  
 Alan Cabe

Battalion C  
 Mike McFarland

Fire Marshal Battalion Chief  
 Tommy Hammond

Captain (4)

Captain (4)

Captain (4)

Training Officer  
 David Slack

Engineer (5)

Engineer (5)

Engineer (5)

48/96 hour schedule would be based on 2920 hrs per year. Training Captain and Fire Marshal are 40 hour per week positions based on 2080 hrs per year & 0 hrs of normally scheduled Overtime. Newly hired employees will start at either the certified or uncertified Firefighter position. To start at the certified Firefighter position the newly hired Firefighters must have IFSAC Firefighter I & II Certifications. Anytime an employee changes job positions they will start at 1st position for that Job Classification. An employee that maxes out in a position will be paid an annual bonus in the amount of \$50.00 per year starting the year after the employee maxes out in that position with a maximum bonus of \$1000.00.

Firefighters (5)

Firefighters (5)

Firefighters (5)

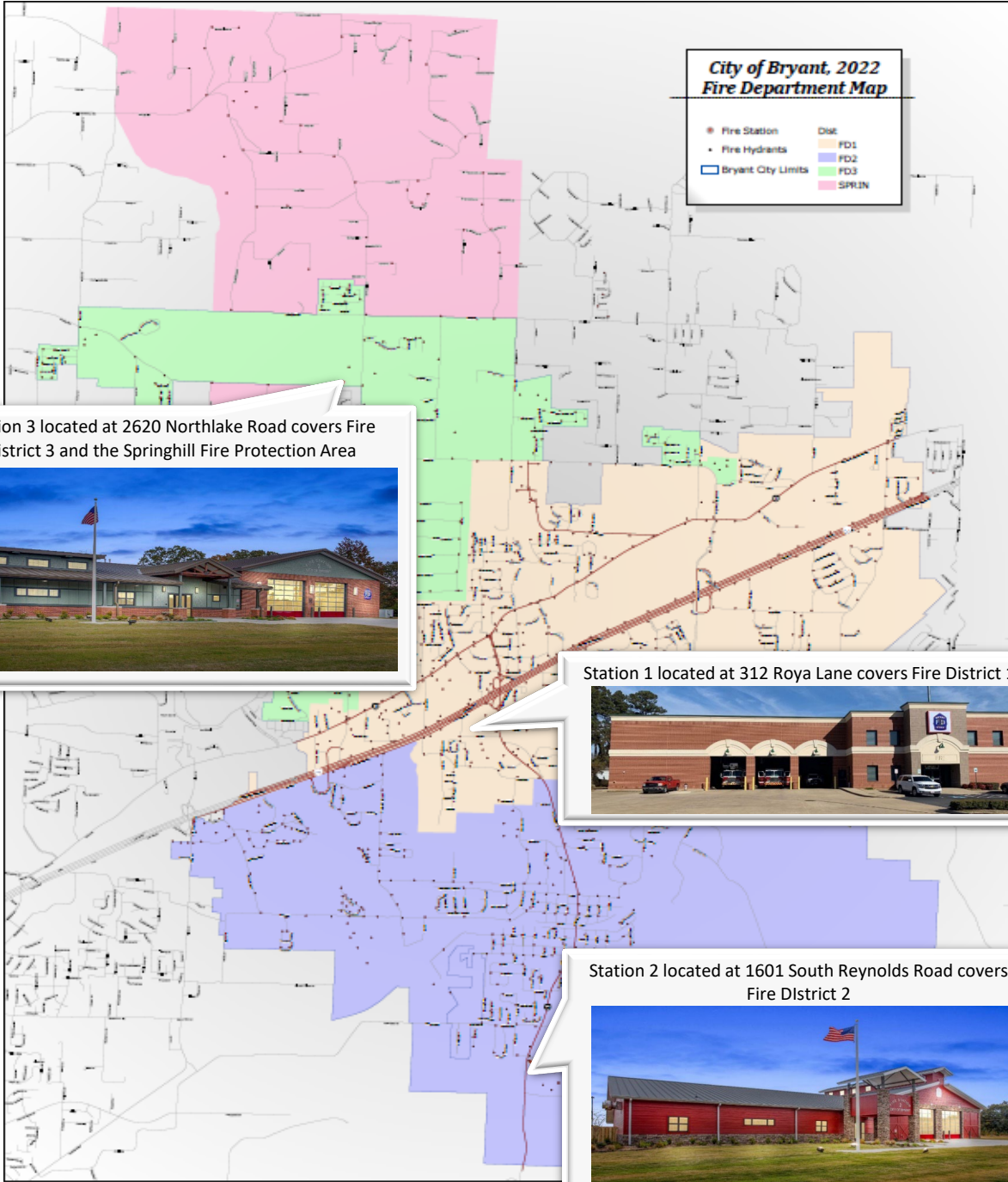
**Mission:**  
 \*Reduce and prevent the loss of life and property damage through adequate, efficient, and timely response  
 \*Continue to strive for excellence by providing the highest quality of customer service through continued training and education  
 \*Provide timely and effective life and fire safety education throughout our community and schools  
 \*Adapt to the ever changing needs of our community  
 \*Adequately plan and have a vision for progressive growth of our Fire Department within the community

**2023 Accomplishments:**  
 1. Maintained ISO Rating of a 1  
 2. Continued to serve our stakeholders without any decline in service levels despite major increases in prices for all materials and supplies needed for operations.  
 3. Placed order for a new fire apparatus, scheduled to arrive in the Fall of 2023.  
 4. Continued utilization of our fire training facility including training with outside stakeholders.  
 5. Made steps on a city level to the commitment of retaining valued employees by updating step and grade salary scale.

**2024 Goals:**  
 1. Place new fire apparatus in service and sell a 1999 model reserve apparatus.  
 2. Continue to work with EMS/Ambulance Service provider towards Advanced Life Support level of care for FD personnel prior to ambulance arrival.  
 3. Pursue possible means to fund the purchase of a new ladder truck with possible order in the next 18 months, with potential delivery time out over 3 years.  
 4. Maintain ISO rating of 1  
 5. Continue to offer quality professional development and training opportunities to our personnel.

	2020	2021	2022	2023	2024	No Change
FT Employees	50	50	50	50	50	

# City of Bryant Fire Stations



Station 3 located at 2620 Northlake Road covers Fire District 3 and the Springhill Fire Protection Area



Station 1 located at 312 Roya Lane covers Fire District 1



Station 2 located at 1601 South Reynolds Road covers Fire District 2



## City of Bryant, AR 2024 Budget Book

<b>Fire</b>					
<b>Revenues</b>					
Cat.	Description	2024 Requested	2023 Budget	2023 Estimated	2022 Actuals
R10	Taxes - Sale	\$ -	\$ -	\$ -	\$ -
R15	Taxes - Property	\$ 55,700	\$ 55,700	\$ 54,121	\$ 52,889
R20	Licenses Permits & Fees	\$ 1,500	\$ -	\$ 1,800	\$ -
R30	Membership Fees	\$ -	\$ -	\$ -	\$ -
R33	Rental Fees	\$ 18,000	\$ 21,450	\$ 20,370	\$ 15,400
R36	Park Program Fees	\$ -	\$ -	\$ -	\$ -
R40	Fines & Forfeitures	\$ -	\$ -	\$ -	\$ -
R50	Sale of Services	\$ -	\$ -	\$ -	\$ -
R60	Miscellaneous Revenue	\$ 250	\$ 250	\$ 5,153	\$ 4,232
R62	Intergovernmental Tsfrs	\$ 4,120,000	\$ 3,943,755	\$ 3,615,117	\$ 3,711,456
R64	Reimbursement	\$ -	\$ -	\$ -	\$ -
R66	Sale of Equipment	\$ 25,000	\$ -	\$ -	\$ 21,900
R68	Donation Revenue	\$ -	\$ -	\$ -	\$ -
R70	Grant Revenue	\$ -	\$ -	\$ -	\$ -
R74	Sponsorships	\$ -	\$ -	\$ -	\$ -
R85	Interest Revenue	\$ -	\$ -	\$ -	\$ -
Totals		\$ 4,220,450	\$ 4,021,155	\$ 3,696,561	\$ 3,805,876

<b>Expenses</b>					
Cat.	Description	2024 Requested	2023 Budget	2023 Estimated	2022 Actuals
E01	Personnel Expense	\$ 5,040,102	\$ 4,323,086	\$ 3,937,570	\$ 3,722,293
E10	Building & Grounds Exp	\$ 195,808	\$ 210,338	\$ 189,381	\$ 184,137
E20	Vehicle Expense	\$ 144,311	\$ 132,861	\$ 131,846	\$ 147,851
E30	Supply Expense	\$ 169,800	\$ 241,700	\$ 219,433	\$ 94,521
E40	Operations Expense	\$ 14,000	\$ 14,000	\$ 12,653	\$ 10,863
E55	Professional Services	\$ 1,600	\$ 1,600	\$ 14	\$ 1,880
E60	Miscellaneous Expense	\$ 10,900	\$ 31,025	\$ 26,763	\$ 2,960
E62	Intergovernmental Tsfr	\$ -	\$ -	\$ -	\$ -
E68	Donation Expense	\$ -	\$ -	\$ -	\$ -
E70	Grant Expense	\$ -	\$ -	\$ -	\$ -
E72	Bond Expense	\$ 174,000	\$ 113,148	\$ 100,122	\$ 169,697
E80	Capital Assets	\$ -	\$ 12,440	\$ 11,115	\$ 19,806
E85	Interest Expense	\$ 30,000	\$ 51,080	\$ 46,601	\$ 2,643
Totals		\$ 5,780,521	\$ 5,131,277	\$ 4,675,497	\$ 4,356,649

Note highlighted above is a large difference due to \$150K of Turn out gear being bought in 2022.

**2023 Estimated as of 11/30/2023**

# City of Bryant, AR 2024 Budget Book

## Police Department - station at 312 Roya Lane



CAPT = Captain  
 LT = Lieutenant  
 SGT = Sergeant  
 PTL = Patrol  
 OFC = Officer  
 SRO = School Resource Officer  
 RES = Reserve Officer  
 SAT = Strategic Accident Traffic Unit  
 CID = Criminal Investigation Division  
 PIO = Public Information Officer  
 PSU = Professional Standards Unit  
 (added during 2020)

\*Beginning in 2022 Corporals will no longer be a rank.

Police Chief Carl Minden  
Serving Since 2019

Asst. Chief JW Plouch  
Serving Since 1998

Admin. CAPT J. Payte

Support CAPT S. Fullington

Patrol CAPT P. Tarvin

PSU SGT

Training SGT

CID LT

SRO LT (K9)

PTL LT X 4

PIO/Com Relations SGT

Warrants OFC X 1

CID SGT

SRO SGT

PTL SGT X 4

Res. OFC X 15 (upaid)

Communcations Supervisor

OFC X 5

SRO OFC X 6 (1K9)

PTL OFC X 20 (4 K9)

Administrative Assistant

Records Clerk Dispatchers X 6

Peer Support (AORP grant)

Mission Statement: The mission of the Bryant Police Department is to work in harmony with all citizens of the community to create a safe and secure environment and to improve the quality of life for our residents with an emphasis on equality, fairness, integrity and professionalism.

2023 Accomplishments:

1. Purchased and installed new in-car and body worn camera system.
2. 40 hours of annual training (minimal) per Officer. Increased use of force and de-escalation training with the new training facility.
3. Added Opioid Response Detective and Peer Counselor via grant from AORP.

2024 Goals:

1. Transfer of the city's 911/Dispatch services to Saline County Central.
2. Continue to increase training available to staff.
3. Complete implementation of the AORP grant program.
4. Add four Patrol Officers and one SRO Officer (not currently funded in the 2024 budget)

	2020	2021	2022	2023	2024	Change
FT Employees	59	59	65.5	63.5	62	-1.5

## City of Bryant, AR 2024 Budget Book

<b>Police</b>					
<b>Revenues</b>					
Cat.	Description	2024 Requested	2023 Budget	2023 Estimated	2022 Actuals
R10	Taxes - Sale	\$ -	\$ -	\$ -	\$ -
R15	Taxes - Property	\$ -	\$ -	\$ -	\$ -
R20	Licenses Permits & Fees	\$ -	\$ -	\$ -	\$ -
R30	Membership Fees	\$ -	\$ -	\$ -	\$ -
R33	Rental Fees	\$ -	\$ -	\$ -	\$ -
R36	Park Program Fees	\$ -	\$ -	\$ -	\$ -
R40	Fines & Forfeitures	\$ 780	\$ 780	\$ 739	\$ 806
R50	Sale of Services	\$ -	\$ -	\$ -	\$ -
R60	Miscellaneous Revenue	\$ 75,000	\$ 284,070	\$ 286,186	\$ 1,120,690
R62	Intergovernmental Tsfrs	\$ 1,648,000	\$ 1,577,502	\$ 1,446,049	\$ 1,484,580
R64	Reimbursement	\$ 307,000	\$ 293,000	\$ 350,158	\$ 296,350
R66	Sale of Equipment	\$ 25,000	\$ 25,000	\$ -	\$ -
R68	Donation Revenue	\$ -	\$ -	\$ 1,000	\$ 8,800
R70	Grant Revenue	\$ 233,700	\$ 33,700	\$ 30,191	\$ 23,103
R74	Sponsorships	\$ -	\$ -	\$ -	\$ -
R85	Interest Revenue	\$ -	\$ -	\$ -	\$ -
	Totals	\$ 2,289,480	\$ 2,214,052	\$ 2,114,321	\$ 2,934,329

<b>Expenses</b>					
Cat.	Description	2024 Requested	2023 Budget	2023 Estimated	2022 Actuals
E01	Personnel Expense	\$ 5,943,809	\$ 4,984,006	\$ 4,668,672	\$ 4,489,624
E10	Building & Grounds Exp	\$ 156,109	\$ 145,914	\$ 141,571	\$ 142,689
E20	Vehicle Expense	\$ 344,004	\$ 334,134	\$ 365,525	\$ 364,657
E30	Supply Expense	\$ 60,000	\$ 61,600	\$ 49,271	\$ 76,537
E40	Operations Expense	\$ 16,380	\$ 17,380	\$ 11,512	\$ 14,807
E55	Professional Services	\$ 10,000	\$ 11,950	\$ 4,999	\$ 11,137
E60	Miscellaneous Expense	\$ 87,825	\$ 87,825	\$ 52,140	\$ 52,434
E62	Intergovernmental Tsfr	\$ -	\$ -	\$ -	
E64	Reimbursement	\$ -	\$ 218,640	\$ 188,369	\$ 66,194
E70	Grant Expense	\$ 33,700	\$ 31,200	\$ 19,340	\$ 31,395
E72	Bond Expense	\$ 926,293	\$ 926,293	\$ 603,667	\$ 699,422
E80	Capital Assets	\$ -	\$ -	\$ 984,952	\$ 1,085,486
E85	Interest Expense	\$ 98,664	\$ 98,664	\$ 35,431	\$ 90,911
	Totals	\$ 7,676,783	\$ 6,917,606	\$ 7,125,447	\$ 7,125,292

Highlighted above is the Proceeds from Loan in 2022 and the Sale of Equipment.  
The equipment sold with Enterprise goes back to our Enterprise account.

**2023 Estimated as of 11/30/2023**



# Public Works Department

- Office at 7064 Cynamide Road

Public Works oversees the Street, Stormwater, Water and Wastewater functions of the City.



Administrative Assistant  
Amanda Pickett

Public Works Director  
Tim Fournier  
Director beginning 4/27/21

Customer Service  
Supervisor  
Angela Shepard

Water and Wastewater  
Analyst  
Moriah Winkel

Inventory and Acquisition  
Specialist  
Christina Call

Construction Project Coordinator,  
Scott Chandler

Senior Office  
Assistant  
(Position filled after  
adoption by Lesa  
Warner)

Meter Tech  
Eric Ahart

Mechanic, Dylan  
Shepherd (note this  
position and the asst. is  
paid out of Admin but  
reports to the Street  
Superintendent)

Construction Project Coordinator,  
Joe Henry

Office Assistant  
Legina Holt

Meter Tech  
Mindy Cox

Mechanic Assistant Caleb  
Kelly

Construction Project Coordinator,  
Daran Robertson

Office Assistant  
Samantha Hawking

Meter Tech Kayla Collins

The three positions above were moved  
here when the City Engineer resigned in  
October of 2023. Management is  
considering its long term options for  
that department.

Pumps & Controls Operator  
James Harris

Note: Bryce Rimmer manages the Pumps and Controls and Water  
Departments but Pumps and Controls does work for both Water and  
Wastewater and is paid from both sets of funds.

Mission Statement: Provide quality of life to residents by building and maintaining Public Works infrastructure to protect the health and welfare of the city residents, businesses, and visitors along with the environment. We will also provide superior customer service in a timely and efficient manner. The department works to provide these services, as well as to support economic growth and development, with the teamwork and trust of highly qualified and skilled personnel.

	2020	2021	2022	2023	2024	Change - Eng Moved
FT Employees	12	12	13	14	17	3



# City of Bryant, AR 2024 Budget Book

## Certifications/Licenses

Employee	Water Distribution	Water Treatment	Wastewater Operator	CDL	CSI & CISEC	IMSA I	IMSA II
Ken Gorden		Class II					
David Stephens	Grade 2		Class I	A			
Robert Green				B			
Tim Price			Class II	B			
Frankie Glover				A			
Bryce Rimmer			Class I				
Josh Byrd	Grade 2		Class I				
Gregg Asher	Grade 4		Class IV				
Moriah Winkel	Grade 4						
Austin Anders			Class III				
Justin Causey			Class II				
Dale Watkins			Class I	A			
Gary Smith			Class I	A			
Tim Fournier				A	CISEC	X	
Jamie Sledd				B			
David Baker				A			
Nicholas Mitchell				A			
Charlie Drake				B			
Chad Moseley				B			
Ryan Ayres				B		X	X
Donald Tarvin				A			
Christina Call				B			
Ben Wilson					CSI & CISEC		
Jay Stake					CSI & CISEC		
Troy Ellis					CSI & CISEC	X	

\*CSI stands for Certified Stormwater Inspector and CISEC for Certified Inspector for Sediment & Erosion Control

\* IMSA stands for International Municipal Signal Association

### 2023 Public Works Accomplishments:


1. Completed the Metron Meter System installation
2. Secured ANRC Funding for Meters and Leah Circle.
3. 6 miles of roads milled and inlayed
4. Implementation of the Enterprise Asset Management (EAM) System.
5. Phase I Cambridge Drainage.

### Public Works 2024 Goals:

1. Complete the Master Plans for Water, Wastewater and Stormwater with 10 year scopes.
2. Continue COA Project improvements and loading for capacity limits on the Sanitary Sewer System.

# City of Bryant, AR 2024 Budget Book

## Street and Stormwater Departments



Street and Stormwater  
Superintendent Troy Ellis

Stormwater Manager Ben Wilson	Construction Crew Field Supervisor Charles Drake	Right of Way Crew Field Supervisor David Baker	Signs & Signals Technician Ryan Ayres
Stormwater Inspector Ken Gordon	Equipment Operator III Jamie Sledd	Equipment Operator II Chad Moseley	Locate Technician Will Raveling
Stormwater Inspector Jacyon Treat	Equipment Operator II Gene Grey	Equipment Operator II Donald Tarvin	Locate Technician NEW VACANT
Stormwater Enforcement Jay Stake	Equipment Operator I Anthony Merrell	Equipment Operator I Dwayne Galloway	Sign & Signal Technician Nicholas Mitchell
	Equipment Operator I Josh Hastings	Equipment Operator I Calvin Ray	Equipment Operator II Joshua Hastings
	Equipment Operator II VACANT	Equipment Operator I NEW Requested	Equipment Operator II Brian George

2023 Stormwater Accomplishments:

1. Started Cambridge Phase II, Phase II of CDMP, and the Feasibility Study.
2. Completed Phase I of CDMP, Cambridge Phase I, Stonepine, Meadow Creek Drive and Dogwood Phase 2B
3. Designed for Cambridge Phase II, Pleasant Pointe, Edgewood Phase II, Sunset Meadows.
4. Fully staffed and all staff now has their Federal Certifications.

2024 Stomwater Goals:

1. Complete Phase II CDMP
2. Complete the Feasibility Study
3. Complete Cambridge Phase II
4. Complete Edgewood Phase II

2023 Street Accomplishments:

1. Completed the Street Pavement Analysis.
2. Completed Signal Upgrades on 100% Owned Signals.
3. 99% Staff Capacity with new positions added in the 2023 budget
4. Overlaid Hilldale, Springhill Striping and Wilkerson Road.
5. Completed the purchase of the Hawk System
6. Completed PT2 Camera Server Switch Over.

2024 Street Goals:

1. Complete 100% installation of Hawks.
2. Complete Springhill, 5, Reynolds, and 5 Upgrades
3. Complete Hillfarm Detection
4. Overlay Hilltop
5. Completion of the Southern Portion of Bryant Parkway.

	2020	2021	2022	2023	2024
FT Employees Street	13	13	13.5	18	17.5
FT Employees Stormwater	3	3	3.5	4	4.5

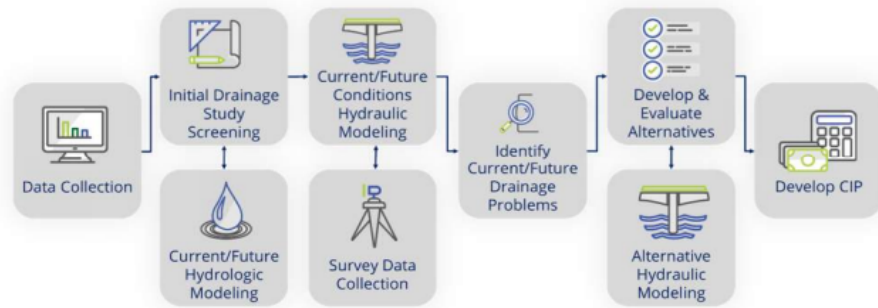
# Bryant Drainage Master Plan

## Garver Citywide Master Drainage Plan Update

October 25, 2022

### Citywide Drainage Master Plan

- Overview of Scope and Purpose of Study



- Current Status
  - Finalizing Citywide Drainage Study Screening – Moving toward Phase 2
  - Developing and evaluating alternatives for Boone Road area and Oak Glenn Subdivision
- Schedule
  - Phase 1 – Estimated Completion of November 2022
  - Phase 2 – Estimated to begin February 2023

## City of Bryant, AR 2024 Budget Book

<b>Street</b>					
<b>Revenues</b>					
Cat.	Description	2024 Requested	2023 Budget	2023 Estimated	2022 Actuals
R10	Taxes - Sale	\$ 456,000	\$ 456,000	\$ 408,634	\$ 595,768
R15	Taxes - Property	\$ 1,368,000	\$ 1,368,000	\$ 1,758,226	\$ 1,738,472
R20	Licenses Permits & Fees	\$ -	\$ -	\$ -	\$ -
R30	Membership Fees	\$ -	\$ -	\$ -	\$ -
R33	Rental Fees	\$ -	\$ -	\$ -	\$ -
R36	Park Program Fees	\$ -	\$ -	\$ -	\$ -
R40	Fines & Forfeitures	\$ -	\$ -	\$ -	\$ -
R50	Sale of Services	\$ -	\$ -	\$ -	\$ -
R60	Miscellaneous Revenue	\$ 1,500	\$ 75,200	\$ 259,375	\$ 26,216
R62	Intergovernmental Tsfrs	\$ 1,977,600	\$ 1,893,000	\$ 1,735,250	\$ 1,781,496
R64	Reimbursement	\$ -	\$ -	\$ -	\$ 223,456
R66	Sale of Equipment	\$ -	\$ -	\$ -	\$ -
R70	Grant Revenue	\$ -	\$ -	\$ -	\$ -
R74	Sponsorships	\$ -	\$ -	\$ -	\$ -
R85	Interest Revenue	\$ 775	\$ 775	\$ -	\$ -
<b>Totals</b>		<b>\$ 3,803,875</b>	<b>\$ 3,792,975</b>	<b>\$ 4,161,486</b>	<b>\$ 4,365,408</b>

<b>Expenses</b>					
Cat.	Description	2024 Requested	2023 Budget	2023 Estimated	2022 Actuals
E01	Personnel Expense	\$ 1,485,247	\$ 1,531,684	\$ 1,129,858	\$ 931,675
E10	Building & Grounds Exp	\$ 243,140	\$ 210,105	\$ 191,742	\$ 180,543
E20	Vehicle Expense	\$ 282,323	\$ 224,400	\$ 200,784	\$ 189,169
E30	Supply Expense	\$ 478,504	\$ 377,977	\$ 244,485	\$ 377,751
E40	Operations Expense	\$ 327,200	\$ 292,100	\$ 62,750	\$ 187,548
E55	Professional Services	\$ 362,290	\$ 345,290	\$ 162,947	\$ 305,660
E60	Miscellaneous Expense	\$ 57,465	\$ 57,265	\$ 57,343	\$ 53,501
E62	Intergovernmental Tsfr	\$ -	\$ -	\$ -	\$ -
E70	Grant Expense	\$ -	\$ -	\$ -	\$ -
E80	Capital Assets	\$ 1,541,000	\$ 2,574,348	\$ 1,811,144	\$ 1,685,510
E85	Interest Expense	\$ -	\$ -	\$ -	\$ -
E90	Construction Project - Hilltop	\$ 800,000	\$ 886,286	\$ 276,109	\$ 449,257
<b>Totals</b>		<b>\$ 5,577,169</b>	<b>\$ 6,499,454</b>	<b>\$ 4,137,162</b>	<b>\$ 4,360,615</b>

4 Jeep Grand Cherokees	220,000	Springhill/5 Signal BPS and PTZ	40,000
Ram 5500 w/ salt Dog/plow	118,000	Reynolds/5 Signal BPS and PTZ	40,000
Ram 5500 w/ dump/util boc	175,000	15 Hawk System Eng/Des	120,000
2 Ram 2500 4x4 Diesels \$85K ea	170,000	Bulk Culvert Purchase	50,000
Trade Ins 2015, 2017, and 2018			250,000
Rams and 2008 Ford		1 John Deere Compact Tractor	68,000
	683,000	2024 Mack Granite 64	200,000
		John Deere Boom Mower	220,000
<b>Total</b>	<b>1,541,000</b>	Vermeer Hyrdo Vac Trailer	120,000

## City of Bryant, AR 2024 Budget Book

<b>Stormwater</b>					
<b>Revenues</b>					
Cat.	Description	2024 Requested	2023 Budget	2023 Estimated	2022 Actuals
R10	Taxes - Sale	\$ -	\$ -	\$ -	\$ -
R15	Taxes - Property	\$ -	\$ -	\$ -	\$ -
R20	Licenses Permits & Fees	\$ -	\$ -	\$ -	\$ -
R30	Membership Fees	\$ -	\$ -	\$ -	\$ -
R33	Rental Fees	\$ -	\$ -	\$ -	\$ -
R36	Park Program Fees	\$ -	\$ -	\$ -	\$ -
R40	Fines & Forfeitures	\$ -	\$ -	\$ -	\$ -
R50	Sale of Services	\$ -	\$ -	\$ -	\$ -
R60	Miscellaneous Revenue	\$ -	\$ -	\$ -	\$ -
R62	Intergovernmental Tsfrs	\$ -	\$ -	\$ -	\$ -
R64	Reimbursement	\$ -	\$ -	\$ -	\$ -
R66	Sale of Equipment	\$ -	\$ -	\$ -	\$ -
R70	Grant Revenue	\$ -	\$ -	\$ -	\$ -
R74	Sponsorships	\$ -	\$ -	\$ -	\$ -
R85	Interest Revenue	\$ -	\$ -	\$ -	\$ -
<b>Totals</b>		<b>\$ -</b>	<b>\$ -</b>	<b>\$ -</b>	<b>\$ -</b>

NOTE: All revenues derived from the current Stormwater charge are expended on Capital not operational needs.

<b>Expenses</b>					
Cat.	Description	2024 Requested	2023 Budget	2023 Estimated	2022 Actuals
E01	Personnel Expense	\$ 469,569	\$ 409,655	\$ 332,913	\$ 284,764
E10	Building & Grounds Exp	\$ 4,512	\$ 4,524	\$ 4,045	\$ 3,821
E20	Vehicle Expense	\$ 39,335	\$ 35,035	\$ 27,971	\$ 18,992
E30	Supply Expense	\$ 25,400	\$ 23,900	\$ 9,024	\$ 15,767
E40	Operations Expense	\$ 9,200	\$ 7,700	\$ 6,454	\$ 5,731
E55	Professional Services	\$ 150,760	\$ 150,760	\$ 83,164	\$ 100,774
E60	Miscellaneous Expense	\$ -	\$ -	\$ -	\$ -
E62	Intergovernmental Tsfr	\$ -	\$ -	\$ -	\$ -
E68	Donation Expense	\$ -	\$ -	\$ -	\$ -
E70	Grant Expense	\$ -	\$ -	\$ -	\$ -
E72	Bond Expense	\$ -	\$ -	\$ -	\$ -
E80	Capital Assets	\$ 815,000	\$ 3,300,322	\$ -	\$ 90,330
E85	Interest Expense	\$ -	\$ -	\$ -	\$ -
E90	Construction Projects, see fund 515	\$ -	\$ -	\$ -	\$ -
<b>Totals</b>		<b>\$ 1,513,776</b>	<b>\$ 3,931,896</b>	<b>\$ 463,571</b>	<b>\$ 520,180</b>

Capital 3 Jeep Cherokees at \$55K a piece  
( 2 Trade In's Planned)

Pleasant Point	425,000	if Grant/Reimb Funded
Eastwood	225,000	
<b>Total</b>	<b>650,000</b>	

**2023 Estimated as of 11/30/2023**



# City of Bryant, AR 2024 Budget Book

## Enterprise Funds

The City has a major Enterprise Fund called the Utility Revenue Fund shown as number 0500. This fund started out housing the collections of the water payments on the utility bills; however, wastewater funds are collected through this fund as well. Any Enterprise Fund revenues are collected through this fund and then distributed out to their separate funds via transfers. This began changing with a General Ledger Software Conversion in 2022. Going into 2023 it is planned for all of Water's revenues and expenses to be housed in Fund 0500 and all of Wastewater's related revenues and expenses to be housed in 0510.

The water expenses are derived from the treatment and distribution of water to approximately 9000 customers. The Water department received its water from the Central Arkansas Water Authority in Little Rock, Arkansas. The expense to pay for the water is listed under the supplies category.

In 2016 the City added a new enterprise fund, 0515, one for Stormwater capital costs. The city collects on the Utility bills \$3.00 from all residential customers and \$6.00 from all commercial customers to help fund capital projects associated with stormwater issues. Because many Stormwater issues are related and in Streets the Stormwater Personnel and related operating costs continue to be paid out of the Street Fund, see those related pages in this Budget Book for a complete picture of Stormwater issues.

The Water and Wastewater Divisions had Twenty Year Master Plans completed by Crist Engineering in 2008. New master plans are scheduled to be completed in 2024. The Public Works and Finance Directors have been reviewing these documents for possible inclusion into this document as Appendices. We would like to have all the future plan documents in one place for easy reference. However, first we want to review these documents to see how our current 2024 outlook lines up with the estimates and projections and completion schedules within these documents.

Over the past couple of years our Public Works Department has been striving to move from using all contractors to doing some work "in house." The City has attempted to hire additional employees to do this work. See below a list of "in house" projects planned for the 2024 year.

### Street/Stormwater

Cambridge Place

Oak Crossing – pending CIP recommendations

HAWK pedestrian crossings

Cox Canal sediment removal

### Wastewater

+7000' Pipe Bursting – Basin 1,6, unmonitored

4 Manhole replacements – Basin 1, unmonitored

15' FM relocation from LS 5 under Bryant Parkway Bridge

Leah Circle force main addition – ANRC funding obtained

LS 5 upgrade/rebuild – pending study possibly 2025



# Water Department



Water Superintendent Bryce  
J. Rimmer

Field Supervisor  
Josh Byrd

Utility Worker I  
Kevin Thornberry

Equipment Operator  
John Boyette

Utility Worker I  
Tyler Clanton

Equipment Operator  
Brad Wilson

Utility Worker I  
Jared Reedy

Equipment Operator Josh Frye

2023 Water Accomplishments:  
 1. Installed new meter system with an ANRC Loan.  
 2. Fully staffed department.  
 3. Started South Plain Water Study.  
 4. Began the Lead and Cooper Rule which per the EPA must be completed by October of 2024.

2024 Water Goals:  
 1. Eliminate 4" water line on Johnswood.  
 2. Upgrade chlorinator @ Booster Station.  
 3. Complete the South Plain Water Study.  
 4. Participate in a Partnership for Safewater which helps to define safe drinking water.  
 5. Update the 20 year Master Plan.

	2020	2021	2022	2023	2024	No Change
FT Employees	7	7	7	7	7	

# City of Bryant, AR 2024 Budget Book

## Wastewater Department

- The Wastewater Plant is located at 7064 Cynamide Drive

The Water and Wastewater Committee (WSAC) meets on the first Tuesday of each month at 6:00 pm.



Wastewater  
Superintendent  
Frankie Glover

Wastewater Treatment  
Plant Manager  
Gregg Asher

Field Supervisor  
Open Position

Chief Plant Operator  
VACANT

PW Equip Operator  
Tim Price

Maintenance  
Utility Worker  
II Anthony  
Jones

Maintenance  
Utility Worker  
II Eric Coleman

Wastewater  
Operator  
Austin Remsing

Wastewater  
Treatment  
Operator Gary  
Smith

Maintenance Utility  
Worker II Jose  
Tobias

Repair Utility  
Worker II Matt  
Hawkins

Maintenance  
Utility Worker I  
Dylan Mitchell

Wastewater  
Operator Dale  
Watkins

Wastewater  
Lab Tech. Justin  
Causey

Maintenance Utility  
Worker I  
David Stephens

Util Worker I  
Rob Green

Wastewater  
Operator  
Quinton Jones

Wastewater  
Operator  
VACANT

Maintenance Utility  
Worker I Steven  
Tallent

Maintenance  
Utility Worker  
I VACANT

### 2023 Wastewater Accomplishments:

1. Began the Master Plan.
2. Obtained ANRC Loan funding for the Leah Circle Project.
3. 4 Point Repair 200 ft.
4. Completed 2002 feet of pipebursting in the Stillman/Stivers Area.
5. Replaced 6 manholes

### 2024 Wastewater Goals:

1. Lift Station 20 relocate for current FM is located between house and yards, 25ft deep and is a known issue
2. Complete Leah Circle force main upgrade.
3. Complete 18 line segments
4. Complete 20 lines of camera work per week
5. Complete 30 lines of clean up work per week

	2020	2021	2022	2023	2024
FT Employees	14	14	21	20	20

## City of Bryant, AR 2024 Budget Book

<b>Water</b>					
<b>Revenues</b>					
Cat.	Description	2024 Requested	2023 Budget	2023 Estimated	2022 Actuals
R10	Taxes - Sale	\$ -	\$ -	\$ -	\$ -
R15	Taxes - Property	\$ -	\$ -	\$ -	\$ -
R20	Licenses Permits & Fees	\$ -	\$ -	\$ -	\$ -
R30	Membership Fees	\$ -	\$ -	\$ -	\$ -
R33	Rental Fees	\$ -	\$ -	\$ -	\$ -
R36	Park Program Fees	\$ -	\$ -	\$ -	\$ -
R40	Fines & Forfeitures	\$ -	\$ -	\$ -	\$ -
R50	Sale of Services	\$ 5,235,722	\$ 5,155,722	\$ 4,299,909	\$ 4,802,548
R60	Miscellaneous Revenue	\$ 1,500	\$ 36,506	\$ 7,065	\$ 2,005,603
R62	Intergovernmental Tsfrs	\$ -	\$ 169,900	\$ 674,385	\$ 37,405
R64	Reimbursement	\$ 100,000	\$ 222,000	\$ 222,977	\$ -
R66	Sale of Equipment	\$ -	\$ -	\$ -	\$ -
R70	Grant Revenue	\$ -	\$ -	\$ -	\$ -
R74	Sponsorships	\$ -	\$ -	\$ -	\$ -
R85	Interest Revenue	\$ -	\$ -	\$ -	\$ -
<b>Totals</b>		<b>\$ 5,337,222</b>	<b>\$ 5,584,128</b>	<b>\$ 5,204,336</b>	<b>\$ 6,845,556</b>

<b>Expenses</b>					
Cat.	Description	2024 Requested	2023 Budget	2023 Estimated	2022 Actuals
E01	Personnel Expense	\$ 1,370,172	\$ 1,391,301	\$ 1,147,156	\$ 962,972
E10	Building & Grounds Exp	\$ 114,131	\$ 118,323	\$ 85,418	\$ 103,591
E20	Vehicle Expense	\$ 111,500	\$ 104,600	\$ 86,612	\$ 131,784
E30	Supply Expense	\$ 1,711,200	\$ 1,410,400	\$ 1,379,497	\$ 1,469,823
E40	Operations Expense	\$ 491,500	\$ 465,360	\$ 434,007	\$ 564,637
E55	Professional Services	\$ 399,300	\$ 84,800	\$ 63,030	\$ 120,060
E60	Miscellaneous Expense	\$ 64,500	\$ 83,610	\$ 81,569	\$ 53,930
E62	Intergovernmental Tsfr	\$ 216,150	\$ 35,000	\$ 194,150	\$ 160,672
E68	Donation Expense	\$ -	\$ -	\$ -	\$ -
E70	Grant Expense	\$ -	\$ -	\$ -	\$ -
E72	Bond Expense	\$ 43,002	\$ 43,000	\$ 38,046	\$ 45,276
E80	Capital Assets	\$ 720,000	\$ 4,238,595	\$ -	\$ 699,384
E85	Interest Expense	\$ 75,347	\$ 87,589	\$ 69,235	\$ 85,844
E90	Construction Projects	\$ -	\$ -	\$ -	\$ -
<b>Totals</b>		<b>\$ 5,316,801</b>	<b>\$ 8,062,578</b>	<b>\$ 3,578,721</b>	<b>\$ 4,397,971</b>

<b>Carried forward from 2023</b>	<b>1 - 2022 Ram 1500 Red River Dodge roll over from 2023</b>	<b>83,792</b>
	Booster Station Chlorinator	35,000
	Booster Station PRV and Controls	35,000
	1/2 Water/WW Rate Study (\$50K) and Hwy 5 (\$100K)	150,000
	Dep Exp	500,000
<b>2023 Estimated as of 11/30/2023</b>	<b>Total for 2024</b>	<b>720,000</b>

## City of Bryant, AR 2024 Budget Book

<b>Wastewater</b>					
<b>Revenues</b>					
Cat.	Description	2024 Requested	2023 Budget	2023 Estimated	2022 Actuals
R10	Taxes - Sale	\$ -	\$ -	\$ -	\$ -
R15	Taxes - Property	\$ -	\$ -	\$ -	\$ -
R20	Licenses Permits & Fees	\$ -	\$ -	\$ -	\$ -
R30	Membership Fees	\$ -	\$ -	\$ -	\$ -
R33	Rental Fees	\$ -	\$ -	\$ -	\$ -
R36	Park Program Fees	\$ -	\$ -	\$ -	\$ -
R40	Fines & Forfeitures	\$ -	\$ -	\$ -	\$ -
R50	Sale of Services	\$ 5,500,000	\$ 5,577,537	\$ 5,299,418	\$ 5,224,300
R60	Miscellaneous Revenue	\$ 50,000	\$ 50,100	\$ 9,772	\$ 15,355
R62	Intergovernmental Tsfrs	\$ -	\$ 4,064,000	\$ 5,350,195	\$ 5,224,300
R64	Reimbursement	\$ 100,000	\$ -	\$ 97,432	\$ -
R66	Sale of Equipment	\$ -	\$ -	\$ -	\$ -
R70	Grant Revenue	\$ -	\$ -	\$ -	\$ -
R74	Sponsorships	\$ -	\$ -	\$ -	\$ -
R85	Interest Revenue	\$ -	\$ -	\$ -	\$ -
<b>Totals</b>		<b>\$ 5,650,000</b>	<b>\$ 9,691,637</b>	<b>\$ 10,756,817</b>	<b>\$ 10,463,954</b>

<b>Expenses</b>					
Cat.	Description	2024 Requested	2023 Budget	2023 Estimated	2022 Actuals
E01	Personnel Expense	\$ 2,125,831	\$ 2,048,166	\$ 1,617,508	\$ 1,532,130
E10	Building & Grounds Exp	\$ 747,168	\$ 719,068	\$ 529,075	\$ 721,585
E20	Vehicle Expense	\$ 221,520	\$ 275,820	\$ 111,875	\$ 160,950
E30	Supply Expense	\$ 687,000	\$ 623,200	\$ 578,931	\$ 669,762
E40	Operations Expense	\$ 79,000	\$ 55,780	\$ 56,049	\$ 43,354
E55	Professional Services	\$ 182,300	\$ 458,426	\$ 159,239	\$ 107,293
E60	Miscellaneous Expense	\$ 78,740	\$ 74,240	\$ 63,693	\$ 33,320
E62	Intergovernmental Tsfr	\$ 325,000	\$ 4,234,000	\$ 5,343,546	\$ 5,439,075
E68	Donation Expense	\$ -	\$ -	\$ -	\$ -
E70	Grant Expense	\$ -	\$ -	\$ -	\$ -
E72	Bond Expense	\$ 67,001	\$ 66,999	\$ 51,303	\$ 59,968
E80	Capital Assets	\$ 750,000	\$ 3,851,875	\$ 950	\$ 1,071,334
E85	Interest Expense	\$ 95,000	\$ 87,589	\$ 93,001	\$ 47,333
E90	Construction Projects	\$ -	\$ -	\$ -	\$ -
<b>Totals</b>		<b>\$ 5,358,560</b>	<b>\$ 12,495,163</b>	<b>\$ 8,605,170</b>	<b>\$ 9,886,106</b>
	Carried forward from 2023			PO Amounts	
	2023000226	2 Ram 3500 each \$61K		136,932	
	2023000225	3 Ram 2500 each \$60K, 2 2024 \$80K		195,396	
		2024 Jeep Grand Cherokee			
	2023000264	John Deere HH60c Hammer Attachme		34,852	
		Dep Exp			500,000
	2023000271	4" Godwin Dry Prime Pump		51,995	
		1/2 Water/WW Rate Study (\$50K) and Hwy 5 Timeframe			150,000
		Consent Action Order Projects - Leah Circle and Springhill			0
		LS 18, 19, 22, 11, 21 Cover, Panels			100,000
		<b>Totals</b>		<b>419,175</b>	<b>750,000</b>
<b>2023 Estimated as of 11/30/2023</b>					

# City of Bryant, AR 2024 Budget Book

Fund	Dept	Account	Account Description	Budget Line Description	2024 Proposed	2023 Adopted	2022 Budget	2021 Actuals
5	200	4100	Designated Tax - AC		\$659,200.00	\$631,001.00	\$593,834.00	\$588,965.56
5	400	4100	Designated Tax - Park		\$659,200.00	\$631,001.00	\$593,834.00	\$588,965.56
5	500	4100	Designated Tax - Fire		\$1,648,000.00	\$1,577,502.00	\$1,484,584.00	\$1,472,413.94
5	600	4100	Designated Tax - Police		\$1,648,000.00	\$1,577,502.00	\$1,484,584.00	\$1,472,413.94
5	800	4100	Designated Tax - Street		\$1,977,600.00	\$1,893,002.00	\$1,781,501.00	\$1,766,896.65
2	100	4105	One Cent Sales Tax		\$6,592,000.00	\$6,310,008.00	\$5,938,336.00	\$5,889,655.65
45	400	4110	Park 1/8 Sales Tax		\$824,000.00	\$788,751.00	\$742,292.00	\$736,206.97
55	500	4120	Fire 3/8 Sales Tax		\$2,472,000.00	\$2,366,253.00	\$2,226,876.00	\$2,208,620.84
51	500	4150	State Turnback	funds received from Act 833 program	\$28,000.00	\$28,000.00	\$20,000.00	\$26,526.37
62	600	4402	Act 988 of 1991 Revenue		\$12,000.00	\$12,000.00	\$12,000.00	\$7,757.62
30	300	4404	Act 1256 Civil Division		\$71,250.00	\$71,250.00	\$71,250.00	\$42,051.00
30	300	4406	Act 1256 District Court Rev		\$330,000.00	\$330,000.00	\$330,000.00	\$281,991.97
31	300	4408	Act 1809 of 2001 Revenue		\$36,000.00	\$36,000.00	\$29,426.00	\$33,813.00
61	600	4410	Admin of Justice Revenue		\$15,000.00	\$15,000.00	\$15,000.00	\$16,111.68
66	600	4418	Drug Seizure Revenue		\$0.00	\$0.00	\$0.00	\$26,903.79
68	600	4418	Drug Seizure Revenue		\$2,500.00	\$2,500.00	\$2,500.00	\$822.56
3	100	4502	AT&T / SW Bell Franchise Fee		\$80,000.00	\$150,000.00	\$150,000.00	\$80,235.76
3	100	4506	Centerpoint Energy Franchise Fee		\$250,000.00	\$200,000.00	\$200,000.00	\$225,337.34
3	100	4508	Fidelity Franchise Fee		\$15,000.00	\$15,000.00	\$15,000.00	\$18,930.90
3	100	4510	Comcast Cable Franchise Fee		\$75,000.00	\$75,000.00	\$75,000.00	\$82,703.28
3	100	4526	Entergy Franchise Fee		\$600,000.00	\$600,000.00	\$600,000.00	\$617,964.81
3	100	4528	First Electric Franchise Fee		\$300,000.00	\$275,000.00	\$275,000.00	\$414,816.49
3	100	4564	Windstream Franchise Fee		\$15,000.00	\$15,000.00	\$15,000.00	\$14,498.92
114	100	4610	Loan Proceeds from Sales Tax	Sales Tax from State 4/8	\$3,296,000.00	\$0.00	\$2,969,168.00	\$2,944,827.83
110	100	4623	Xfer from Other Fund		\$30,000.00	\$0.00	\$375,000.00	\$375,198.03
604	0	4623	Xfer from Other Fund		\$50,000.00	\$0.00	\$575,000.00	\$0.00
515	140	4567	Stormwater Rev Fees		\$20,000.00			
515	140	4568	Stormwater Rev Residential		\$244,000.00			
515	140	4569	Stormwater Rev Business		\$44,000.00			
515	140	4600		ARPA Money to be moved into Storm when investment is up	\$342,000.00			
525	950	4625	Xfer from Water		\$491,150.00	\$217,000.00	\$217,000.00	\$0.00
550	900	4259	Xfer fr WaterOrd1997-3, 2010-18	equals customer service xfer from fund 500 above Water Impact	\$35,000.00	\$35,000.00	\$35,000.00	\$0.00
555	950	4259	Xfer from Water Ord 1997-03	Sewer Impact Fees	\$50,000.00	\$50,000.00	\$50,000.00	\$0.00
620	950	4546	Infrastructure Fees		\$1,884,000.00	\$0.00	\$0.00	\$0.00
182	800	4627	Xfer from Other		\$521,877.00			
185	800	4627	Xfer from Other	From Franchise Fee Fund 003	\$636,444.00	\$0.00	\$649,000.20	\$640,004.21
20	200	4680	Donation Revenue Ord 2011-24		\$2,500.00	\$2,500.00	\$2,500.00	\$1,914.56
113	100	4850	Interest Revenue		\$30,000.00			
114	400	4850	Interest Revenue		\$50,000.00	\$0.00	\$0.00	\$428.43
183	800	4850	Interest Revenue		\$22,000.00			
185	800	4850	Interest Revenue		\$5,000.00			
186	800	4850	Interest Revenue		\$10,000.00			
604	0	4850	Interest Revenue		\$2,000.00			
30	300	5072	Act 1256 Judge Retirement		\$5,200.00	\$5,200.00	\$5,200.00	\$4,738.08
30	300	5400	Act 316 of 1991 Expense		\$250.00	\$250.00	\$250.00	\$217.44
51	500	5410	Act 833 Expense		\$28,000.00	\$28,000.00	\$63,620.00	\$13,734.20
30	300	5415	Act 918 of 1983 Expense		\$17,500.00	\$17,500.00	\$17,500.00	\$16,111.68
62	600	5420	Act 988 Expense		\$12,000.00	\$12,000.00	\$12,000.00	\$0.00
30	300	5425	Act 1256 Co Admin of Justice		\$140,500.00	\$140,500.00	\$140,500.00	\$128,899.20
30	300	5430	Act 1256 Court Costs		\$15,250.00	\$15,250.00	\$15,250.00	\$14,172.48
30	300	5435	Act 1256 City Attorney		\$28,500.00	\$28,500.00	\$28,500.00	\$26,288.16
30	300	5440	Act 1256 DFA (State)		\$167,150.00	\$167,150.00	\$167,150.00	\$106,987.62
30	300	5445	Act 1256 Ordinance 89-15		\$26,000.00	\$26,000.00	\$26,000.00	\$23,599.20
30	300	5495	Act 1256 Intoximeter Expense		\$900.00	\$900.00	\$900.00	\$805.68
20	200	5580	AC Donation Expense	Used Primarily for Out of State Transport Costs	\$2,500.00	\$2,500.00	\$5,000.00	\$1,919.90
61	600	5600	Miscellaneous Expense		\$15,000.00	\$15,000.00	\$15,010.00	\$0.00
66	600	5600	Miscellaneous Expense		\$0.00	\$0.00	\$0.00	\$0.00
68	600	5600	Miscellaneous Expense	State Drug Account	\$2,500.00	\$2,500.00	\$2,505.00	\$988.85
31	300	5608	Software - New & Renewals		\$36,000.00	\$36,000.00	\$40,000.00	\$43,902.65
2	100	5620	Xfer to General		\$6,592,000.00	\$6,310,008.00	\$5,938,336.00	\$5,000,004.00
3	100	5620	Xfer to General		\$175,000.00	\$175,000.00	\$175,000.00	\$175,000.00
5	200	5620	Xfer to General - AC		\$659,200.00	\$631,001.00	\$593,834.00	\$525,000.00
5	400	5620	Xfer to General - Park		\$659,200.00	\$631,001.00	\$593,834.00	\$525,000.00
5	500	5620	Xfer to General - Fire		\$1,648,000.00	\$1,577,502.00	\$1,484,584.00	\$1,312,500.00
5	600	5620	Xfer to General - Police		\$1,648,000.00	\$1,577,502.00	\$1,484,584.00	\$1,312,500.00
7	100	5626	Xfer to Other	Remaining ARPA Investments to Stormwater Fund 515	\$342,000.00	\$0.00	\$0.00	\$0.00
620	900	5626	Xfer to Other	From Infrastructure fees	\$942,000.00	\$0.00	\$0.00	\$0.00
620	950	5626	Xfer to Other	From Infrastructure fees	\$942,000.00	\$0.00	\$0.00	\$0.00
45	400	5620	Xfer to General		\$824,000.00	\$788,751.00	\$742,292.00	\$624,996.00
55	500	5620	Xfer to General		\$2,472,000.00	\$2,366,253.00	\$2,226,876.00	\$1,875,000.00
3	800	5622	Xfer to Fund 185	Debt Payments	\$1,158,321.00	\$649,000.20	\$649,000.20	\$639,966.95
5	800	5622	Xfer to Street		\$1,977,600.00	\$1,893,002.00	\$1,781,501.00	\$1,500,000.00
604	0	5626	Xfer to Other		\$50,000.00	\$0.00	\$575,000.00	\$0.00
113	100	5626	Xfer to Other		\$30,000.00			
114	0	5722	Bond Principle Pmt	Paid by Regions Trustee	\$1,672,525.00	\$0.00	\$700,000.00	\$2,165,000.00
185	800	5722	Bond Principal Pmt	First Security Bond Schedule in budget book	\$375,000.00	\$0.00	\$360,000.00	\$350,000.00
114	0	5724	Bond Fees	\$950 to Friday, Eldridge and Clark	\$950.00	\$0.00	\$950.00	\$3,100.00
185	800	5724	Bond Fees	First Security	\$1,000.00	\$0.00	\$1,008.00	\$999.96
604	0	5724	Bond Fees	\$166.67 each month to First Security	\$2,000.00	\$0.00	\$2,000.04	\$0.00
185	800	5750	Interest Expense	First Security Bond Schedule in budget book	\$262,000.00	\$0.00	\$278,493.76	\$286,043.76
515	140	5816	Capital Assets - Infrastructure		\$650,000.00	\$0.00	\$684,000.00	\$361,379.32
114	0	5850	Interest Expense	Paid by Regions Trustee	\$1,672,525.00	\$0.00	\$778,975.00	\$736,403.14
188	800	5900	Construction Projects	Bryant Parkway 2016/2023 Sales and Use Bond Project	\$6,675,000.00	\$0.00	\$0.00	\$0.00
				Non zeroing out 003, 110, 182, 183, 185, 186, 525, 550, 555 (plus 188 abo	\$823,150.00			
				<b>Total Revenues</b>	<b>\$26,075,721.00</b>	<b>\$17,904,270.00</b>	<b>\$21,528,685.20</b>	<b>\$20,576,977.66</b>
				<b>Total Expenses</b>	<b>\$31,927,571.00</b>	<b>\$17,096,270.20</b>	<b>\$19,821,653.00</b>	<b>\$17,992,453.20</b>
				<b>Difference</b>	<b>(\$5,851,850.00)</b>	<b>\$807,999.80</b>	<b>\$1,707,032.20</b>	<b>\$2,584,524.46</b>

NOTE starting with the 2023 Proposed Budget the finance department chose to not separately adopt the budget lines for the Debt Service Funds 110, 114, 604, 606, 185, and 187 as these budgets were already set by the Bond documents approved earlier by council. From reviewer comments from GFOA these were brought back in the 2024 budget.

# City of Bryant, AR 2024 Budget Book

## Appendix 1 - Major Vendor List

\* Under Contract, Sole Source (SS) , State Bid Contract Pricing, TIPS/TAPS, etc. D = paid by DRAFT. Note Ordinance 2022-18 was approved by Council in July of 2022 and denotes that items on DRAFT will be brought once a year to Council during the budgeting process and many vendors on this list will not be brought back to Council for approval because of earlier approvals in many forms.

OG	* AC&T Wastewater Rehab	OG	SS In Traffic - Street Contract 4 years Per Troy	Added list 2/6/23
Coop	* Adams Pest Control	OG	IT on the Go (Courts)	
OG	SS Altec - Street	OG	D <b>ltransact</b>	Banana Graphics
OG	* Archive Social	OG	D Internal Revenue Service (IRS)	ESRI (PD and PCDD)
OG	AR Sign and Barricade	OG	* Jack Tyler Engineering for WWTP - Sole Source	* R. Valadez
OG	* AR One Call - PW	OG	Jacor	* Richardson Engineering
OG	D <b>Ark Departments of Finance, Health</b> and Transportation etc.	SS	Jebidiah Sawyer Tree Services	* RJN
OG	* Ark Municipal League for Various Items and Programs	OG	JCI	* Township Builders
OG	Ark Public Employees Retirement System (APERS)	OG	* Jcon - BID OUT Concrete	
SS	AR on site	OG	* <b>JWCK for Audit Services</b> , Merged and renamed ATA in 2022	Added to the list 10/13/23
OG	D AT&T for Bryant Parkway	OG	<b>KT&amp;S Cleaning Services</b> For PD	AC Pros of Ark
OG	Action Electric	OG	Landscape Structures	SS AR Valley Communications
OG	<b>ACIC (Arkansas Crime Information Center)</b>	OG	* Laserfiche R&D Computer Systems for City Clerk	D Banner Fire Equipment
OG	Advanced Security	OG	<b>Lineage for Utility Billing</b> , replaced with Ark	Brad Glover Electric
OG	Amazon Prime Business	OG	L&L Municipal Supplies	SS Central Ark Truck and Trailer and Outfitters (
OG	* American Fidelity	OG	D Local Fire and Police Retirement System (LOPFI)	Evans Enterprises
OG	Atco International	OG	LeadsOnline	ICM of America
OG	Axon – Tasers	OG	LESO (Law Enforcement Support Organization)	Precision Delta
OG	D Auditor of the State for Escheating Purposes	OG	LR Winwater	Regal Chemical
OG	<b>Best Janitorial</b>	OG	Martin Marietta	SS River Valley Tractor
OG	D Boston Mutual - Payroll Deduct	OG	* Metron	River Valley Athletic Fields
OG	* <b>Boys &amp; Girls Club</b>	OG	Metro Plan	SS Scurlock Industries of Jonesboro
OG	* Baptist Health Clinic for Physicals	OG	McClelland Engineering	Sally's Body Shop
OG	* <b>D Blue Fin for Utility Payments on Credit Cards</b>	OG	* McGeorge for Bryant Parkway	Southern Pipe and Supply
OG	Bulkhalter	OG	* Michael Baker	SS Duck's Garage
OG	<b>Cadenance Bank for WW Vac Truck</b>	OG	Middleton Heat & Air - HVAC Services	SS Clark Equipment
OG	Campbells Dodge, Ram and Jeep	OG	* Motorola for PD	SS Heslep
OG	* <b>D Centerpoint for Gas</b>	OG	* MSI for Courts	Ark Hwy Graphics
OG	* CDW - Sole Source for IT	OG	* Mueller for Water.WW	Coop, SS Tri State Mack
OG	* Chamber of Commerce - Bryant - Contract started in 2022	OG	Municipal Emergency Services	SS Hilblit
OG	<b>Chem Aqua -Parks</b>	OG	MWI - Animal	SS Vermeer
OG	* Cisneros	OG	* Nationwide for Retirement Options	SS Nationwide Trailers
OG	* Civic Plus replaced Municode for City Clerk	OG	<b>Neopost</b>	
OG	* Civic Rec replaced Activenet in 2018	OG	<b>NPC Merchant</b>	
OG	CJ (Criminal Justice Institute)	OG	SS Northern Oil	
OG	Clarity Pools	OG	O'Reilly	
OG	D <b>Clearant</b>	OG	* Open Gov for Finance	
OG	* Clifford (for Generator Maintenance)	OG	<b>Paymentech</b>	
OG	D <b>Comcast for TV and back up internet</b>	OG	* Pepsi Cola for Parks	
OG	Commercial Air	OG	Pettus Office Products	
OG	Complete Computing	OG	* Pitney Bowes for Postage machine	
OG	Consolidated Pipe	OG	PM AM HCM (Human Capital Mgn for PD)	
OG	* Cranford - Bid Out no other Respondents for Street Asphalt	OG	SS Pro Chem - certain items on contract, certain sole source	
OG	* Crews - bond related	OG	<b>Pure Water</b> for City Hall	
OG	CRIMESTOPPERS	Coop	SS Red River Dodge for the PW Rams to keep Fleet Uniform	
OG	* Crist Engineering	OG	* <b>D Regions - Credit Cards and Banking Services</b>	
OG	Custom Advertising	OG	<b>Republic Services</b> for Sanitation for Certain Depts	
OG	* <b>DB Squared JESAP - Name changed to JER -HR</b>	OG	Revcord for PD	
OG	* Dell for IT	Coop	SS Riggs Cat	
OG	<b>Delage for Copiers</b>	OG	ROCIC (Regional Organized Crime Information Center)	
OG	<b>DoorKing for PW Gate</b>	OG	<b>Robert's Bros.</b> Trash Services PW	
OG	* DNT for the City Website (replaced CivicPlus in 2022)	OG	* Rural Water Services	
OG	* <b>Dusty Mop - City Hall Mats and Courts</b>	OG	* SAF Coat for Parks - Regional Sole Source	
OG	Eagle Electric	OG	* <b>D Salem Water</b> for Fire Station	
OG	* <b>ELC and Espino Lawn Care (Parks and Street)</b>	OG	<b>Saline County - Public Water Authority</b> , Regional Solid Waste and Treasurer	
OG	* Eliant Solutions Inc. for IT	OG	Saline Courier	Special Elections
OG	Employment Solutions	OG	* <b>Senior Center</b>	
OG	Employee Assistance Plan	OG	* <b>Shred It</b>	
OG	* Enterprise for Vehicles	OG	* Sir Speedy Newsletter	
OG	* <b>D Entergy</b>	OG	* Spillman for Public Safety	
OG	Everett	OG	* State - Sales Tax and Surcharge	
OG	* <b>D Fidelity for Internet</b>	OG	* Stephens	
OG	* <b>D First Electric</b>	OG	<b>Standard Business - Copier Overages</b>	
OG	<b>First Security - Bonds</b>	Coop	Stribling	
OG	* Friday, Eldridge & Clark for Bond Counsel	OG	* SunBelt	
OG	* Galls - PD Uniforms	OG	* Symmetry for Parks Bulk Natural Gas	
OG	Garnat	SS	* Temple	
OG	* Garver Engineering	OG	Teeco Safety	
OG	* <b>Gary Williams - Electrical inspections</b>	OG	* <b>D Utility Billing Services - Central Arkansas Water</b>	
OG	<b>Gone for Good Shredding City Hall</b>	OG	* Thomas & Thomas for Arbitrage (now Landmark)	
OG	* Granite Mountain - Bid Out no Bid - Gravel, Ballast, etc.	OG	Trinity Innovative Solutions in 2023, was Watchguard for PD	
Coop	SS Greenway John Deere - PW	OG	<b>TLO</b>	
OG	Gene Summers Construction	OG	TK Elevator	
OG	GovDeals	OG	* Tyler for General Ledger Software	
OG	Gym Masters	OG	* <b>D Valero Gas</b> Cards for all City Vehicles, Wright Express (Circle K)	
OG	Harcros	OG	* <b>Verizon for</b> Cell phones and internet	
OG	D Heartland Clark - new receipt books	OG	Virtual Academy	
OG	* <b>Historic Society</b>	OG	Walden Chemicals	
OG	Homemark	OG	<b>Waste Management</b> for Sanitation for Certain Depts	
OG	* Humane Society of Saline County	OG	* <b>West Law</b> for PD	
OG	* Iworqs - Work Orders for Code, PW, Animal and Planning	OG	* <b>White River</b> Skybox (9/2019 started) for Landline Phone Services	
	Note: State Statute (A.C.A. 14-58-303b)(2)(B) says that bids are not required on motor fuels, oil, asphalt, asphalt oil, natural gas and in some cases on motor vehicles. OG= On going over multiple years.			

# City of Bryant, AR 2024 Budget Book

## Appendix 2 - Salaries, Wages, Benefits Allocation Review

It is a very common practice for shared cost centers in Administration or a general fund of a city to be allocated out to other funds. In the case of the City of Bryant services provided by the departments outlined below - Finance, HR, Attorney, Mayor, City Clerk, Information Technology, and Engineering - are provided to the other departments but the costs associated with their payroll are housed in Administration. To more accurately reflect these costs where they are utilized the Salaries, Wages, and Benefits Calculation is performed each budget season and an agreed upon amount is charged back to the other departments to reflect these costs/usages.

### SWB Allocation Review (Salaries, Wages, and Benefits of Admin Staff)

In October of 2020 Department Heads from the seven depts shown below across the top of the chart from Admin were asked to divide 100% of their time amongst all the depts. It was determined there were no changes to the allocation methodology for 2023.

		FIN	HR	ATT	MAY	CC	IT	ENG	total	Div by 6					Rounded
100	Admin	5.00	10	20.00	10.00	25.00	11.00	0.00	81.00	13.50					
120	Community Development	2.00	5	10.00	10.00	15.00	3.00	0.00	45.00	7.50	40.00	42.50	Govt Des Tax Allocated		
200	Animal	5.00	5	5.00	10.00	10.00	6.00	0.00	41.00	6.83					94,783
300	Courts	4.00	5	20.00	10.00	5.00	1.00	0.00	45.00	7.50					
400+	Parks	10.00	10	10.00	10.00	10.00	10.00	0.00	60.00	10.00					162,485
500+	Fire	10.00	15	5.00	10.00	10.00	14.00	0.00	64.00	10.67					162,485
600+	Police	10.00	15	5.00	10.00	10.00	40.00	0.00	90.00	15.00	27.00	28.50	Unallocated		162,485
800+140	Street and Storm	18.00	15	5.00	10.00	5.00	5.00	0.00	58.00	9.67	33.00	29.00	PW %		156,392
900	Water	18.00	10	15.00	10.00	5.00	5.00	0.00	63.00	10.50					156,392
950	WW	18.00	10	5.00	10.00	5.00	5.00	0.00	53.00	8.83					156,392
	Total	100	100	100	100	100	100	0	600	100					1,051,415

Accounts 5000-5057 no travel/train is included from 2023 calculations. In 2023 it was determined that no change would be made to the SWB allocation amounts above for the 2024 Budget, 10/18/23.

1,421,746.11

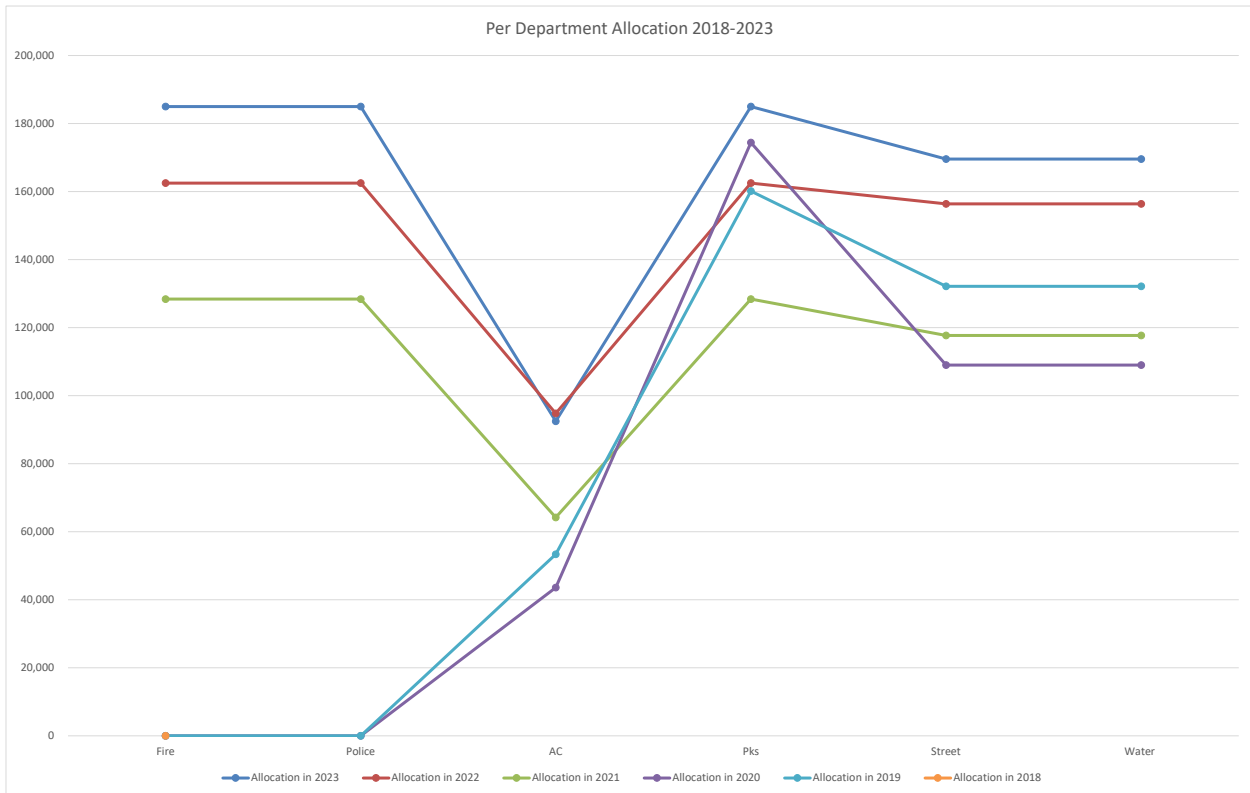
469,176 so stre,w.ww each  
 568,698 fire,pd,pks each  
 383,871 unallocated

156,392 469,176  
 162,485 487,456 animal 94,783

1,051,415 Representing salaries only

151,212

	Allocation in 2024	Allocation in 2023	Allocation in 2022	Allocation in 2021	Allocation in 2020	Allocation in 2019	Allocation in 2018
Fire	162,485	214,853	184,986	162,485	128,400	0	0
Police	162,485	214,853	184,986	162,485	128,400	0	0
AC	94,783	107,426	92,493	94,783	64,200	43,600	53,375
Pks	162,485	214,853	184,986	162,485	128,400	174,400	160,125
Street	156,392	206,796	169,571	156,392	117,700	109,000	132,167
Water	156,392	206,796	169,571	156,392	117,700	109,000	132,167
WW	156,392	206,796	169,571	156,392	117,700	109,000	132,166
Total	1,051,415	1,372,373	1,156,165	1,051,415	802,500	545,000	610,000



# City of Bryant, AR 2024 Budget Book

The City of Bryant started applying for the GFOA Budget Book Award in 2017. The City first received the Award for their 2018 Budget Book. Planning and long term goal setting have always taken place within the city but with the submission of the budget book these processes have begun to be more fully documented by the present City Finance Department.

The 2016 \$26 million dollar Bond issuance was under taken in part to fund two Fire Stations and several parks projects that had been planned for some time and in part were discussed in conjunction with a 2020 plan. These are all now complete except for the Bryant Parkway Street Project which was delayed by several external factors.

It was planned in both 2020 and 2021 to hold several joint meetings to begin to solidify a 2040 Plan between the City Chamber and the City's offices; however, because of COVID these meetings have been put on indefinite hold. On the City's side to start an informal process of listing items considered for General Fund for the next 20 years the Department heads were polled. Some of the items listed came from the feedback received from Department heads. We have been included this listing in the Budget Books for 2020, 2021, 2022, 2023 and now 2024.

The State of Arkansas mandates that General Funds be budgeted balanced each year excluding capital projects. In order for this to be clearly and transparently accomplished each year the Council has chosen to adopt the regular budget in December and then come back and adopt any capital in January or in later months.

This appendix for these funds is not intended to provide for precise budgeting. The costs are estimates. Annually in the Budgeting process updates to the plan, deletions, additions, delays or other revisions may occur which will reflect changing community needs and resources. Only after incorporation in successive budgets or as approved separately by the City Council will these items be considered funded.

Some of the items contained here in this appendix will require on going operational costs and in some cases produce operational savings. However, given the speculative nature of these items these operational additional costs or savings have not been estimated at this time.

Some of the items discussed for the 2040 plan may require additional review or approval by the various city committees/commission including but not limited to Water/Wastewater, Parks, Community Development and Review, Planning Commission and also review or discussion or reciprocal agreements with the County or State. Additionally some may require public hearings.



# City of Bryant, AR 2024 Budget Book

Recap of Parks Capital and Maintenance Items Completed in 2022 and 2023						Funding Sources (Grant, Bond, Amend78, Donations, Savings)
Description	2022	2023				
<b>Bishop Park, dept 0430</b>						
<b>Aquatic Center</b>						
Humidifier	62,266					GF Savings
ADA Stairs		7,934				GF Savings
Flooring	16,911					GF Savings
Replace Stolen Trailer	3,200					GF Savings
<b>Bishop Grounds &amp; Center</b>						
Boone Rd cross walk and sidewalk, other half in Street	6,859					GF Savings
Easment Reynolds	3,742					
(A) complex backstop netting was Q322 now Q423		27,447				GF Savings
<b>Alcoa 40 Park Upgrades, dept 0440</b>						
Bathrooms and Pavilion, in progress, COVID Delays - AP, rolled to 2022	212,898	14,998				Advertising and Promotion Tax
Engineering on trail connecting to Mills, McClelland	5,700	5,722				GF Savings
<b>Midland Park Upgrades, dept 0420</b>						
Field Lighting, \$71K approved out of AP Funds	266,996					AP Funds
Pilgreen for Field Lighting \$50K Soccer Club Sponsor	77,500					GF Savings
Sign	7,250					GF Savings
<b>Mills Park Upgrades, dept 0410</b>						
Playground Phase 2 was Q322 50% Grant possible		347,083				Grant, GF Savings
Expanded tennis/pickleball courts 3 \$100K a piece	10,500	544,319				Amend 78
Pavilion Refurbish & Electrical	26,570					GF Savings
<b>Springhill Park Upgrade</b>						
Fencing, rolled to 2022 (non cap)						GF Savings
<b>Parks General dept 0400</b>						
Zero Turn Mower	14,572	15,727				GF Savings
Side by Side		16,106				GF Savings
Totals	714,965	979,335				
<b>5 year capital and maintenance plan</b>						
Description	2024	2025	2026	2027	2028	Proposed Funding Sources (Grant, Bond, Amend78, Donations, Savings)
<b>Bishop Park, dept 0430, Master Plan est. \$8.5 Mil</b>						
<b>Aquatic Center</b>						
Aquatic Center Upgrades	1,000,000					Amend 78
Ozone & Pool Chemistry Upgrades	140,000					GF Savings
Engineering/Design/Bidding/Inspection	20,000					GF Savings
<b>Bishop Grounds &amp; Center</b>						
A complex restroom	150,000					GF Savings
Festival restroom		225,000				GF Savings
Asphalt Main Yard	150,000					GF Savings
Lake Charles Expansion/Storm Water Mgmt. est needed				150,000		GF Savings
Sleepy Village Drive Connection				400,000		GF Savings
Engineering/Design/Bidding/Inspection			40,000			GF Savings
Reynolds Property Acquisition		300,000				GF Savings
<b>Ashley Park Maintenance, dept 0450, see Master Plan (est. \$1.9Mil) details for consideration for this park in the future.</b>						
<b>Alcoa 40 Park Upgrades, dept 0440, see Master Plan (est. \$6 mil) details for consideration for this park in the future.</b>						
Expand Green Space		150,000				GF Savings
Fencing & Field Repair	50,000					GF Savings
Skate Park						Possible Grant
<b>Alcoa 40, dept 0440, and Mills dept 410 see Master Plan Connector Trail (est. \$350K) details for consideration for this park in the future.</b>						
<b>Midland Park Upgrades, dept 0420, see Master Plan (est. \$12 mil) details for consideration for this park in the future.</b>						
Long Range Planning (Architecture) for Park Expansion		50,000				GF Savings
<b>Mills Park Upgrades, dept 0410, see Master Plan (est. \$2.3 mil) details for consideration for this park in the future.</b>						
<b>Springhill Park Upgrade Master Plan est. Of \$200K</b>						
Bathrooms		150,000				GF Savings
Engineering/Design/Bidding/Inspection		6,000				GF Savings
Park Sign	5,000					GF Savings
<b>Midtown Parks (not mentioned in Master plan? Replace with Debswood Park, Master Plan est. \$500K here?)</b>						
Engineering & Design			10,000			GF Savings
<b>Fire Chief Park (Master Plan Est. of \$4 mil)</b>						
Engineering & Design		10,000				GF Savings
<b>Parks General dept 0400 - includes King's Crossing (\$250K), Hilltop(\$650K), and Plum(\$200K) Parks as well as the Water Park(\$20 Mil) and Tennis/Pickleball Complex (\$15 Mil) until locations are set via the Master Plan documents, see Appendix X</b>						

# City of Bryant, AR 2024 Budget Book

Bryant City Hall (Admin - HR, Fin, Eng, Mayor, City Clerk, etc.) Animal Control, Courts, IT, and Com Dev						
Year	2024	2025	2026	2027	2028	
New City Hall				3,000,000		<b>BOND</b>
						<b>GF Savings/Partner Split</b>
New Animal Control Facility Architecture Costs	65,000					
New Animal Control Facility				5,000,000		<b>Bond/Grant</b>
Reseal and paint Parking Lot (at Animal Control)						<b>GF Savings</b>
Finance/Water Billing Building Improvements	30,000					<b>Undetermined</b>
Network Infrastructure Upgrade, Switches and Routers, Replacement 6-8 years						<b>GF Savings</b>
City Hall Improvements at the Water Window Area						<b>GF Savings</b>
<b>Bryant Fire</b>						
SCBA Cascade Compressor (\$63K HQ and \$20K to move exist to Stat 2)	83,000					<b>GF Savings</b>
12 AEDs and a Trainer (12 at 3K and trainer 2K non capital)	38,000					<b>GF Savings</b>
Rope Rescue Equipment (non cap)	9,500					<b>GF Savings</b>
Outfit Training Room with AV System	60,000					<b>GF Savings</b>
Hwy 5/Hilltop RD Area Fire Station				3,000,000		<b>BOND</b>
Equipment for Hwy 5/Hilltop RED Area Fire Station				1,000,000		<b>BOND</b>
5 year cycle adding to our fire apparatus fleet						<b>Amend 78</b>
Replace our big platform ladder truck and it will be minimum 1.5M	1,500,000					<b>Amend 78</b>
Reseal and paint Parking Lot (Split with Police)	12,500					<b>GF Savings</b>
<b>Bryant Police</b>						
Replace body Armor 5 year expiration some each year	20,000	15,000	15,000	15,000	15,000	<b>Grants/GF Savings</b>
NEW K9 Dogs some from 2 from School and 1 from Narcotic funds						<b>Donation/GF Savings</b>
New Police Headquarters				4,000,000		<b>BOND</b>
Reseal and paint Parking Lot (Split with FIRE)	12,500					<b>GF Savings</b>
Replace aging Trinity Innovative Solutions/Getac Camera Units in Cars (new in 2023), have approximately 50 units replace every 5 years					100,000	<b>Amend 78</b>
Replace aging Body Camera Units, have approximately 61 units replace every 2 years individually below the Capital threshold of \$5K	5,000	5,000	5,000	5,000	5,000	<b>GF Savings</b>
<b>City Wide General Fund Totals</b>	<b>1,837,524</b>	<b>22,025</b>	<b>22,026</b>	<b>16,022,027</b>	<b>122,028</b>	<b>18,025,630</b>

Four of the largest capital projects on the horizon in the next decade are a New or Significantly Improved City Hall, a new Fire Station up North, a new Police Headquarters, and a New Animal Control Facility. It is likely the three of these items together will total over \$10 million and will necessitate the issuance of Bonds to pay for them. Starting December 1, 2026 is the first time the Sales and Use Bond from 2016 can be called and/or considered for refinancing. It is possible we could go to a vote of the people at that time for refinancing this debt and pull out money and extend the Sales Tax to pay for these large improvements. This is something Council should be considering at this time.

# City of Bryant, AR 2024 Budget Book

Public Works CIP						
Description	2024	2025	2026	2027	2028	Proposed Funding Sources (Grant, Bond, Amend78, Donations, Savings)
<b>Bryant Street</b>						
John Deere Compact Tractor	68,000					Savings
2024 Mack Granite 64	200,000					Savings
John Deere Boom Mower	220,000					Savings
Vermeer Hydro Vac Trailer	120,000					Savings
4 Jeep Grand Cherokees	220,000					Savings
Ram 5500 w/Salt Dog Plow	118,000					Savings
Ram 5500 w/dump/util boc	175,000					Savings
2 Ram 2500 4*\$ Diesels \$85K a piece	170,000					Savings
15 Hawk System installs performance (\$8K each)	120,000					Savings
Culvert Quantity Purchase, bid out annually in January	50,000					Savings
Springhill Signal BPS and PTZ	40,000					Savings
Reynolds/5 Signal BPS and PTZ	40,000					Savings
<b>Totals</b>	<b>1,541,000</b>					
Stormwater		Per Public Works Director any plans for 2025- 2028 will not be finalized until the Water, Wastewater and Stormwater Master Plans are completed. These plans have an expected completion date of early to mid 2024. Once they are available they will provide ten years of data. The Finance Department will input this data into the budget book as soon as it is made available to the finance department.				
Stormwater and Street 50/50 Split - Engineering each half is \$101K in 5571 Act						
3 Jeep Cherokee's at \$55K a piece (2 Trade In's Planned)	165,000					Savings
Eastwood Drainage	225,000					
Pleasant Point Phase 2	425,000	Will only happen in 2024 if Grant and Reimbursement Money is Obtained by the City.				
<b>Bryant Water</b>						
Booster Station Chlorinator	35,000					Savings
Booster Station PRV and Controls	35,000					Savings
1/2 Water.WW Rate Study	50,000					Impact Fees?
Hwy 5 relocates pay back by State but Timeframe is unknown	100,000					Savings Then Reim
Lead and Copper: No estimates waiting on EPA	0					ANRC Planned
Study of South Plain Water Tank Design		5,553,740	2,000,000			ANRC Planned
<b>Bryant Wastewater</b>						
1/2 Water.WW Rate Study	50,000					Impact Fees?
Hwy 5 relocates pay back by State but Timeframe is unknown	100,000					Savings?
Consent Action Order Work required by the State		537,000	Inclusive of Plant Upgrades To be determined by the Master Plan			Bonds? Savings?
Springhill Gravity main						ANRC Planned
Lea Circle						ANRC Awarded
P&C - Lift Station 5 - and Force Main		50,000	3,000,000	4,950,000		ANRC Planned
Lift Station 6 Bethel						Savings?
P&C - Lift Station 11	20,000					Savings?
P&C - Lift Station 18	20,000					Savings?
P&C - Lift Station 19	20,000					Savings?
Lift Station 20 and Force Main - Emergency started in 2023						Savings?
P&C - Lift Station 21	20,000					Savings?
P&C - Lift Station 22	20,000					Savings?
<b>Totals</b>	<b>2,826,000</b>	<b>6,140,740</b>	<b>5,000,000</b>	<b>4,950,000</b>	<b>0</b>	
Total Street and Stormwater	2,356,000	0	0	0	0	
Total Water (\$500K Depreciation Expense not listed)	220,000	5,553,740	2,000,000	0	0	
Total Wastewater (\$500K depreciation Expense not listed)	250,000	587,000	3,000,000	4,950,000	0	
Check Digit Line	0	0	0	0	0	
Upgrade/Relocate Springhill & Northlake forcemain (capacity limitations)						<b>\$2,497,950.00</b>

# City of Bryant, AR 2024 Budget Book

Bryant Fleet Overview and five year plan		LC	OC	LC = Leased Cars, OC = Owned Cars					
Bryant General Fund Departments - including Enterprise Leases				2024	2025	2026	2027	2028	Totals
<b>Information Technology - dept 0110</b>			1						0
<b>Community Development - dept 0120</b>			4						0
<b>Engineering - dept 0160</b>			4						0
<b>Animal Control - dept 0200</b>			6						0
	New Animal Control Transport Van - Amendment 78								0
	4 Vehicle Replacements Amend 78 (est \$45K a piece)			180,000					180,000
<b>Parks - depts 0400-0450</b>			4	7					0
	( To owned wish to sell, one leased has been totaled)								0
<b>Fire - depts 0500-0510</b>			2	5					0
	Chief, Assist. Chief, Marshall, Batt Chief, and Pool Truck								0
<b>Police - depts 0600-0630</b>			41	23					0
General Fund Totals				180,000	0	0	0	0	180,000
Bryant Public Works Departments				2024	2025	2026	2027	2027	Totals
<b>Street - fund 080 depts 0800 and storm 0140</b>			19						
1	2024 Ram 5500 w/ salt dog and plow			118,000					
2	2024 Ram 2500			170,000					
1	2024 Ram 500			175,000					
4	2024 Jeep Grand Cherokee			220,000					
	Trade in's planned on 4 - 2008, 2015, 2017 and 2018								
1	John Deer with Boom Mower			220,000					
1	2024 Mack Granite 64			200,000					
1	Vermeer Hydro Vac Trailer			120,000					
1	John Deere Compact Tractor			68,000					
	Trade in's planned on 4 - 2008, 4520, LS XR4155, and JD 6120								
<b>Stormwater - funds 080 and 515 and Dept 0140</b>			4						
3	2024 Jeep Grand Cherokee's			165,000					
	Department has grown, Trade 2 - 2017 Rams								
<b>Water - fund 0500 dept 0900</b>			10						
2	2024 Ram 2500			150,000					
2	2024 Ram 1500			110,000					
	Trade In's Planned 3 - more details to follow								
1	John Deere 35G mini excavator			75,000					
<b>Wastewater - fund 0510 dept 0950</b>			9						
2	2024 Ram 2500			160,000					
1	2024 Jeep Grand Cherokee			45,000					
	Several pieces of Equip are past useful life span and are running on spares, quotes not yet obtained on these 8/30/23.								
City Wide Totals		55	84						

# City of Bryant, AR 2024 Budget Book

## Appendix 4 - City Fee Schedule

Dept	Fee/Permit Description	Misc. - GL Code	Amount/Calculation
Com Dev	Accessory Building	Fee, 001-0120-4248	14 Cents a Square Foot. \$40 Minimum
Com Dev	Act 474	Fee, 001-0120-4200	.000475 * Project Costs. Maximum \$1000
Com Dev	Amusement Permit	Fee, 001-0120-4204	100
Com Dev	Annex-App	001-0120-4206	125
Com Dev	Billboard Permit	Fee, 001-0120-4242	100
Com Dev	Building-New Residential Building	Fee, 001-0120-4236	14 Cents a Square Foot. \$150 Minimum
Com Dev	Building-Residential Addition, Remodel	Fee, 001-0120-4238	14 Cents a Square Foot. \$100 Minimum
Com Dev	Burn Permit	Fee, 001-0120-4256	150
Com Dev	Business Permit - Temporary - Application Fee	Fee, 001-0120-4250	25
Com Dev	Commercial - Addition, Remodel	Fee, 001-0120-4210	15 Cents a Square Foot. \$100 Minimum
Com Dev	Commercial - New Building	Fee, 001-0120-4228	15 Cents a Square Foot. \$200 Minimum
Com Dev	Commercial Plan Review, STORMWATER DETENTION	Fee, 001-0120-4228	1/2 of Commercial Building Fee
Com Dev	Conditional Use - Application Fee	Fee, 001-0120-4206	150
Com Dev	Demolition Permit	Fee, 001-0120-4212	100
Com Dev	Electrical - All electrical systems, new construction, additions, and accessory buildings	Fee, 001-0120-4214	14 Cents a Square Foot. \$35 Minimum
Com Dev	Electrical - Alternative Energy Systems - Solar Panels, Fuel Cells, Wind Generators, (Enter # of systems)	Fee, 001-0120-4214	\$35 Plus \$30 Each Additional System
Com Dev	Electrical - Electrical systems, renovations, alternation and repairs (enter # of inspections)	Fee, 001-0120-4214	2 Inspections are \$70. Each Inspection after is \$35.
Com Dev	Electrical - Service only, service change outs, or Electrical Service Upgrades	Fee, 001-0120-4214	35
Com Dev	Electrical - Temporary Service Pole	Fee, 001-0120-4214	35
Com Dev	Electrical - TPP	Fee, 001-0120-4214	35
Com Dev	ELECTRICAL RE-INSPECTION	Fee, 001-0120-4214	35
Com Dev	FENCE PERMIT	Fee, 001-0120-4218	25
Com Dev	Gas - Serve Line Per Meter (Enter # of Meters)	Fee, 001-0120-4232	\$35 PER METER
Com Dev	Large Attendance Facility Permit	Alcohol Permit Fee, 001-0120-4258	1000
Com Dev	Liquor Manufacturing Permit- Vinous Liquors	Alcohol Permit Fee, 001-0120-4258	250
Com Dev	Liquor Manufacturing Permit-Spirituos Liquors	Alcohol Permit Fee, 001-0120-4258	500
Com Dev	Mechanical - Boilers (Enter # of Boilers)	Fee	\$70 for the first system. \$25 for each after.
Com Dev	Mechanical - Commercial Vent Hoods and Exhaust Systems (Enter # of Systems)	Fee, 001-0120-4220	\$60 for the first system. \$15 for each after.
Com Dev	Mechanical - Duct Work (Enter # of Systems)	Fee, 001-0120-4220	\$70 for the first system. \$35 for each after.
Com Dev	Mechanical - Heating & Cooling system for new construction, additions, and accessory buildings	Fee, 001-0120-4220	14 Cents a Square Foot Heated and Cooled. \$70 Minimum
Com Dev	Mechanical - HVAC change out (Enter # of Units)	Fee, 001-0120-4220	\$70 for the first system. \$35 for each after.
Com Dev	Mechanical - Remodel, Renovation, Alterations, Replacement and Repairs	Fee, 001-0120-4220	70
Com Dev	Meter Charge	Water Impact and Connection	66
Com Dev	MOBILE HOME	Fee, 001-0120-4226	50
Com Dev	Monthly Sales Tax 10%	Sales Tax, 001-0120-4656	.10 PER DOLLAR SOLD
Com Dev	Noise Ordinance	Fee,	5
Com Dev	Off-Premises Caterer Permit	Alcohol Permit Fee, 001-0120-4258	250
Com Dev	On-Premises Consumption Permit - Restaurant	Alcohol Permit Fee, 001-0120-4258	Seating Capacity is under 100 equals \$500. Over 100 is \$1000
Com Dev	On-Premises Consumption-Hotel, Motel	Alcohol Permit Fee, 001-0120-4258	The number of Rooms is under 100 equals \$500. Over 100 is \$1000
Com Dev	Penalty Fee, 001-0120-4208 on BL after March 31st	001-0120-4208	25 Percent of Fee
Com Dev	Permit for work in the street Right-Of-Way or City Easement	Fee, 001-0120-4230	50. Unless Company has Franchise Fee Agreement
Com Dev	Plumbing - Permit Fee	Fee, 001-0120-4232	35
Com Dev	Plumbing - Plumbing Fixtures (Enter # of Fixtures)	Fee, 001-0120-4232	\$5 PER FIXTURE
Com Dev	Plumbing - Systems for new construction, additions and accessory buildings	Fee, 001-0120-4232	14 Cents a Square Foot Heated and Cooled. \$40 Minimum
Com Dev	Plumbing - Water Heater (Enter # of water heaters)	Fee, 001-0120-4232	35
Com Dev	Private Club Monthly Sales Tax 5%	Sales Tax, 001-0120-4656	5% of TOTAL ALCOHOL SALES
Com Dev	Private Club Monthly Sales Tax Late Fee	Sales Tax, 001-0120-4656	10% of Sales Tax Fee
Com Dev	Private Club Permit	Alcohol Permit Fee, 001-0120-4258	750
Com Dev	Re-Inspection (Enter # of Inspections)	Fee, 001-0120-4234	\$35
Com Dev	Re-Plat - Review Fee - 001-0120-4250	Fee, 001-0120-4250	\$25 plus \$1 per Lot
Com Dev	Retail Beer and Light Wine Off-Premises Permit	Alcohol Permit Fee, 001-0120-4258	\$20 for the First \$2000 in Sales. \$5 for Every \$1000 After.
Com Dev	Retail Beer and Light Wine on Premises Permit	Alcohol Permit Fee, 001-0120-4258	\$20 for the First Two Thousand in Sales. \$5 for Every Thousand After.
Com Dev	Retail Liquor Off-Premises Permit	Alcohol Permit Fee, 001-0120-4258	425
Com Dev	Re-Zoning - Application Fee (1=Lot/Block, 2=Meets/Bounds) - 001-0120-4206	001-0120-4206	Lot and Block is \$40. Meets and Bounds is \$125.
Com Dev	RPZ PERMIT	Fee, 001-0120-4230	40
Com Dev	SANITATION PERMIT	Fee, 001-0120-4240	25
Com Dev	Satellite Catering Permit	Alcohol Permit Fee, 001-0120-4258	250
Wastewater	Sewer Connection Fee, also supplied by Angela	Sewer Impact and Connection, 500-0950-4558	150
Wastewater	Wastewater Impact Fee, supplied also by Angela 500-0950-4631	Sewer Impact and Connection	500 per lot/unit
Com Dev	SIGN PERMIT	Fee, 001-0120-4242	35
Com Dev	Sign Variance Fee - 001-0120-4250	Fee 001-0120-4250	100
Com Dev	SITE CLEARANCE PERMIT	Fee, 001-0120-4212	5
Com Dev	SOLICITATION PERMIT	Fee, 001-0120-4244	15
Stormwater	Stormwater In-Lieu Fee	500-0140-4567	\$500-\$3000 based on acreage, calculated by STORMWATER
Stormwater	Commercial-Large - Stormwater Detention and Drainage Plan Review	500-0140-4567	250
Stormwater	Commercial-Small - Stormwater Detention and Drainage Plan Review	500-0140-4567	250
Street	STREET CUT	Fee, 001-0120-4230	50
Wastewater	Subdivision Final Plat - Wastewater Flushing Fee	Fee, 500-0950-4631	50
Wastewater	Subdivision Final Plat - Wastewater Impact Fee - 500-0950-4631	Fee, 500-0950-4631	Number of Lots * 50
Water	Subdivision Final Plat - Water Flushing Fee	Fee, 500-0900-4632	50
Water	Subdivision Final Plat - Water Impact Fee - 500-0900-4632	Fee, 500-0900-4632	Number of Lots * 50
Water	Subdivision Preliminary Plat - Review Fee - 001-0120-4250	Fee, 001-0120-4250	Number of Lots * 3 + 300
Com Dev	Subdivision Preliminary Plat - Stormwater Detention and Drainage Plan Review - 500-0140-4567	500-0140-4567	\$25 per lot. \$250 Minimum
Com Dev	SWIMMING POOL	Fee, 001-0120-4252	60
Water	System Dev. Charge, also supplied by Angela	Water Impact and Connection, 500-0900-4540	150
Com Dev	Temporary Business License Fee	001-0120-4208	Double Business License Fee

# City of Bryant, AR 2024 Budget Book

Com Dev	Variance - Application Fee (1=Lot/Block, 2=Meets/Bounds) - 001-0120-4206	001-0120-4206	Lot and Block is \$40. Meets and Bounds is \$125.
Water	Water Connection Fee, also supplied by Angela	Water Impact and Connection, 500-0900-4556	245
Water	Water Deposit	Water Impact and Connection	110
Water	Water Impact Fee, supplied also by Angela, 500-0900-4629	Water Impact and Connection	600 per lot/unit
Com Dev	Wholesale Beer and Light Wine Permit	Alcohol Permit Fee, 001-0120-4258	125
Com Dev	Wholesale Liquor Permit	Alcohol Permit Fee, 001-0120-4258	500
Com Dev	Work Commencing before permit issuance (Enter Fee)	Fee, 001-0120-4230	DOUBLE THE PERMIT FEE
Animal Control	1st Impound/pickup - licensed/sterilized	Per Animal, Per incident, Ord 2015-19, 001-0200-4420	20
Animal Control	1st impound - not licensed or vaccinated	Per Animal, Per incident, Ord 2015-19, 001-0200-4420	30
Animal Control	2nd impound	Per Animal, Per incident, Ord 2015-19, 001-0200-4420	60
Animal Control	3rd impound	Per Animal, Per incident, Ord 2015-19, 001-0200-4420	120
Animal Control	4th and Subsequent impounds	Per Animal, Per incident, Ord 2015-19, 001-0200-4420	240
Animal Control	After- hours impound fee, in addition to regular Impound/Boarding Fees. Also applies to reclaim after hours.	Per Animal, Per incident, Ord 2015-19, 001-0200-4420	50
Animal Control	Emergency Boarding	Per Animal, Per incident, Ord 2015-19, 001-0200-4420	0
Animal Control	Boarding	Per Animal, Per incident, Ord 2015-19, 001-0200-4420	10
Animal Control	Quarantine/Prosecution (Includes police impoundment.)	Per Animal, Per incident, Ord 2015-19, 001-0200-4420	20
Animal Control	Puppies/Kittens Impounded with Mother	Per Animal, Per incident, Ord 2015-19, 001-0200-4420	5
Animal Control	Bath	Per Treatment Ord 2015-19, 001-0200-4222	10
Animal Control	Flea/Tick Treatment/Preventative	Per Treatment Ord 2015-19, 001-0200-4222	10
Animal Control	Vaccination	Per Treatment Ord 2015-19, 001-0200-4222	5
Animal Control	Dangerous Dog Permit	Monthly Monitoring Fee Ord 2015-19, 001-0200-4224	30
Animal Control	Vicious Dog Bond - Pending Court	1 Time Fee, Refundable if court ordered Ord 2015-19, 001-0200-4224	500
Animal Control	Emergency Veterinary Care	Based on Animal Needs, 001-0200-4224	Varies
Animal Control	Adoption	Per Animal , Ord 2015-19, 001-0200-4202	15
Animal Control	Medical Care, Misc.	Per Animal , Ord 2015-19, 001-0200-4222	20
Animal Control	Spay/Neuter	Per Animal , Ord 2015-19, 001-0200-4246	60
Animal Control	Adoption - Small Animals	Per Animal , Ord 2015-19, 001-0200-4202	5
Animal Control	Adoption- Exotics	Per Animal , Ord 2015-19, 001-0200-4202	Set by Director
Animal Control	Adoption - Misc.	Per Animal , Ord 2015-19, 001-0200-4202	Set by Director
Animal Control	Adoption - Discount	Per Animal , Ord 2015-19, 001-0200-4202	Set by Director
Animal Control	Adoption - Senior Discount	Per Animal , Ord 2015-19, 65 year of age or older, 001-0200-4202	minus \$5
Animal Control	Euthanasia 0-50 lbs.	Per Animal , Ord 2015-19, 001-0200-4222	30
Animal Control	Euthanasia 51-100 lbs.	Per Animal , Ord 2015-19, 001-0200-4202	40
Animal Control	Euthanasia 101-150 lbs. (Needs updated)	Per Animal , Ord 2015-19, 001-0200-4202	60
Animal Control	Euthanasia 150 - 200 lbs (Needs updated)	Per Animal , Ord 2015-19, 001-0200-4202	80+\$2 per lb. over - Needs to be increased to 90+\$2 per lb over 150 lbs
Animal Control	Private Cremation with Return of Cremains (Prices set at: 0-25 lbs; 25.01 - 50 lbs; 50.01 - 150 lbs; 150 lbs + Not available.)	Per Animal , Ord 2015-19, 001-0200-4202	\$175/\$195/\$225 - Needs increased to 180/195/230
Animal Control	Cremation without Return (Prices set at 0 - 25 lbs; 25.01 - 50 lbs; 50.01 - 199.9 lbs; 200 lbs + Not Available - Refer to Livestock and Poultry.)	Per Animal , Ord 2015-19, 001-0200-4202	\$35/\$45/\$55 - Needs Increased to 40/50/60
Animal Control	Urn or Remains Container	Per Animal , Ord 2015-19, 001-0200-4202	Cost
Animal Control	Semi- Private Cremation with Return (Prices set at: 0-25 lbs; 25.01 50 lbs; 50 lbs + Not Available, Must be Private.)	Per Animal , Ord 2015-19, 001-0200-4202	\$125
Animal Control	Pet Memorial Service	Per Item, 001-0200-4222	TBD
Animal Control	License - 1 year	Annually , 001-0200-4224	5
Animal Control	License - 3 year	Triennial, 001-0200-4224	15
	(Deleted - Outdated)		
	(Deleted - Outdated)		
Animal Control	License - Registered Therapy, Assistance Animal and Law Enforcement/Military Animals	No Fee	0
Animal Control	Lifetime Pet License	One Time , 001-0200-4224	50
Animal Control	Active/Military Senior Discount	Per Pet License, 001-0200-4224	(\$2)
Animal Control	Wild Animal Permit	Annually , 001-0200-4224	100
Animal Control	Animal Establishment Permit - Private Kennels/Catteries	Annually , 001-0200-4224	25
Animal Control	Animal Establishment Permit - Grooming, Boarding Kennels	Annually , 001-0200-4224	25
Animal Control	Animal Establishment Permit - Pet Shops	Annually , 001-0200-4224	40
<b>Parks</b>	<b>Fee Name</b>		<b>Fee Price</b>
<b>Parks</b>	<b>Memberships</b>		
Parks	Senior Annual	001-0430-4300	\$120
Parks	Senior Monthly	001-0430-4300	\$15
Parks	Senior 3 Month	001-0430-4300	\$40
Parks	Senior 6 Month	001-0430-4300	\$75
Parks	Senior 10 Pass	001-0430-4300	\$30
Parks	Family Annual	001-0430-4300	\$420
Parks	Family Monthly	001-0430-4300	\$45
Parks	Family 3 Month	001-0430-4300	\$125
Parks	Family 6 Month	001-0430-4300	\$240
Parks	Additional Youth Annual	001-0430-4300	\$75
Parks	Additional Adult Annual	001-0430-4300	\$175
Parks	Additional Youth Monthly	001-0430-4300	\$6

# City of Bryant, AR 2024 Budget Book

Parks	Additional Adult Monthly	001-0430-4300	\$16
Parks	Additional Youth 3 Month	001-0430-4300	\$20
Parks	Additional Adult 3 Month	001-0430-4300	\$48
Parks	Adult Annual	001-0430-4300	\$280
Parks	Adult Monthly	001-0430-4300	\$30
Parks	Adult 3 Month	001-0430-4300	\$80
Parks	Adult 6 Month	001-0430-4300	\$150
Parks	Adult 10 Pass	001-0430-4300	\$45
Parks	Student Annual	001-0430-4300	\$150
Parks	Student Monthly	001-0430-4300	\$20
Parks	Student 3 Month	001-0430-4300	\$50
Parks	Student 6 Month	001-0430-4300	\$80
Parks	Student 10 Pass	001-0430-4300	\$30
Parks	Disability Annual	001-0430-4300	\$120
Parks	Disability Monthly	001-0430-4300	\$15
Parks	Disability 3 Month	001-0430-4300	\$40
Parks	Disability 6 Month	001-0430-4300	\$75
Parks	Disability 10 Pass	001-0430-4300	\$30
Parks	Corporate Adult	001-0430-4300	\$20
Parks	Corporate Senior	001-0430-4300	\$10
Parks	Corporate Family	001-0430-4300	\$30
Parks	Child Annual	001-0430-4300	\$100
Parks	Child Monthly	001-0430-4300	\$10
Parks	Child 3 Month	001-0430-4300	\$25
Parks	Child 6 Month	001-0430-4300	\$45
Parks	Adult Day pass	001-0430-4514	\$5
Parks	Youth Day pass	001-0430-4514	\$5
Parks	Mills Day pass	001-0410-4532	\$5
<b>Parks</b>	<b>Activities</b>		
Parks	Youth Basketball Individual	001-0430-4364	\$85
Parks	Youth Basketball Team	001-0430-4364	\$300
Parks	Youth Volleyball Individual	001-0430-4364	\$45
Parks	Youth Volleyball Team	001-0430-4364	\$200
Parks	BASS Swim Gold	001-0430-4366 - monthly	\$75
Parks	BASS Swim Silver	001-0430-4366 - monthly	\$66
Parks	BASS Swim Bronze	001-0430-4366 - monthly	\$66
Parks	AAU kit	001-0430-4366	\$50
Parks	Master Swim	001-0430-4366 - monthly	\$30
Parks	Swim Meet	001-0430-4340 - hourly rate	\$100
Parks	Water Aerobics Non Members/Members	001-0430-4382 - monthly/class	25 and 10
Parks	Group Swim Lessons	001-0430-4382	\$66
Parks	Private Swim Lessons	001-0430-4382	\$100
Parks	Semi- Private Swim Lessons	001-0430-4382	\$70
Parks	Swim Babies	001-0430-4382	\$55
<b>Parks</b>	<b>Facility Rentals</b>	<b>(Indoor)</b>	
Parks	Senior Adult Center	001-0430-4332 - hourly rate	\$20
Parks	Red Room	001-0430-4332 - hourly rate	\$20
Parks	Green Room	001-0430-4332 - hourly rate	\$20
Parks	Red/Green Room	001-0430-4332 - hourly rate	\$40
Parks	Blue Room	001-0430-4332 - hourly rate	\$50
Parks	Purple Room Half	001-0430-4332 - hourly rate	\$35
Parks	Purple Room Full	001-0430-4332 - hourly rate	\$50
Parks	Extra hour room fee	001-0430-4332	\$40
Parks	Reservation Late Fee	001-0430-4332 - hourly rate	\$25
Parks	Event Room Media	001-0430-4332	\$50
Parks	Vendor Fee	001-0430-4332	\$50
Parks	Late Check-out fee	001-0430-4332 - hourly rate	\$50
Parks	Blue/Purple Room	001-0430-4332	\$100
Parks	Gymnasium	001-0430-4332 - daily rate	\$1,000
Parks	Bishop Tournament Court	001-0430-4332 - hourly rate	\$40
Parks	Bishop Basketball Court	001-0430-4332 - hourly rate	\$50
Parks	Bishop Basketball Half Court	001-0430-4332 - hourly rate	\$25
Parks	Fitness Room	001-0430-4332 - hourly rate	\$20
Parks	Stage Pieces	001-0430-4332	\$50
Parks	Baseball Parking Lot	001-0430-4332 - hourly rate	\$50
Parks	Full Lap Pool	001-0430-4340 - hourly rate	\$100
Parks	Individual Lanes	001-0430-4340 - hourly rate	\$15
Parks	Therapy Pool	001-0430-4340 - hourly rate	\$100
Parks	Racer's Party Room	001-0430-4340 - 2 hour block	\$120
Parks	Splash Pad	001-0430-4340 - 2 hour block	\$60
<b>Parks</b>	<b>Outdoor Rentals</b>		
Parks	Mills Pavilion 1	001-0430-4534 - hourly rate	\$10
Parks	Mills Pavilion 2	001-0430-4534 - hourly rate	\$10
Parks	Mills Pavilion 3	001-0430-4534 - hourly rate	\$10
Parks	Bishop Park Pavilion	001-0430-4332 - hourly rate	\$25
Parks	Ashley Park Pavilion	001-0450-4260 - hourly rate	\$25
Parks	Ashley Park Baseball Field	001-0450-4260 - 1.5 hour block	\$25
Parks	Alcoa 40 Multipurpose Field	001-0440-4260 - hourly rate	\$25
Parks	Alcoa 40 Softball Field	001-0440-4260 - hourly rate	\$25
Parks	Midland Soccer Field	001-0440-4260 - hourly rate	\$25
Parks	Mills Park Pool Party	001-0430-4532 - 2 hour block	\$225
Parks	Bishop RV Site - weekend rate	001-0430-4332 - daily rate	\$72
Parks	Bishop Softball Field	001-0430-4332 - hourly rate	\$25
Parks	Bishop Multipurpose Field	001-0430-4332 - hourly rate	\$25
Parks	Bishop Baseball Field	001-0430-4332 - hourly rate	\$25
<b>Parks</b>	<b>Point Of Sale</b>		
Parks	Mills Pool day pass		\$5
Parks	Tournament fee - baseball	001-0430-4354 - per field/per day	\$150
Parks	Tournament fee - softball	001-0430-4354 - per field/per day	\$150

# City of Bryant, AR 2024 Budget Book

## Appendix 5 - Historical Review of 187/188 Bryant Parkway Capital Fund and Completion Plan

Vendors/Engineers	Remaining on Contract at 11/20/23	Spent in 2017	Spent in 2018	Spent in 2019	Spent in 2020	Spent in 2021	Spent in 2022	Spent in 2023 Thru 11/20/23	Total since 2017
Rasbury Surveying		11,000			6,000				17,000
Garver Project 1 Shobe to I30 1 mile		294,797	211,967	345,524	11,380	5,625			869,293
Garver Project 2 Shobe to Reynolds 2.3 Miles	267,421	62,509	366,273	709,758	476,751	298,365	511,117	874,962	3,299,734
Ark Demo Gaz			279						279
Bernhard TME LLC			4,500						4,500
Cranford			328						328
Crist			3,460						3,460
Entergy			82,055	259,753		(58,893)	189,160		472,075
FNT			454,157						454,157
Garnat			3,680		24,375				28,055
Granite			690						690
National Flood Ins Crooked Creek			6,500						6,500
<b>Redstone</b>		<b>2,644,396</b>	<b>1,627,094</b>	<b>254,584</b>					<b>4,526,074</b>
Ark Up				351					351
Asphalt				24,030					24,030
AT&T				170,149			12,422		182,571
Consolidated Pipe				5,373					5,373
Eagle				4,644					4,644
Ferguson				703					703
<b>LEG</b>				<b>111,014</b>	<b>515,887</b>				<b>626,901</b>
Union Pacific	70,200			8,327	360	2,633	26,311	8,520	46,150
ARDOT					1,000				1,000
BXS							1,355		1,355
<b>Saline County</b>							<b>637,340</b>		<b>637,340</b>
Streamworks							52,727		52,727
McGeorge (completion date est 7/11/24)	5,980,810						5,072,660	9,816,443	14,889,102
First Electric	69,104								0
<b>Totals</b>	<b>6,387,535</b>	<b>368,306</b>	<b>3,778,286</b>	<b>3,266,720</b>	<b>1,290,337</b>	<b>247,730</b>	<b>6,503,091</b>	<b>10,699,925</b>	<b>26,154,393</b>
Funding									
2016 Bond		15,037,646							
<b>Bond Interest Thru 10/31/23</b>		<b>791,438</b>	Arbitrage Calculations Pending to begin after 12/1/23						
County Reimbursement		637,340							
STP Grant 2021 Received in 2023		2,793,888							
STP Grant 2021 Received in 2022		1,206,112							
STP Grant 2022 Received in 2023		3,000,000							
2023 Franchise Fee Bond Fund 188		9,987,848	Deposited May 2023						
<b>Total Funding Secured</b>		<b>33,454,271</b>							
		32,541,928							
		912,343							



### Appendix 6 - Facilities Operation Cost Review

2024 Budget	100/120	200	300	410	420	440/450	400/430	500	600	800 ?	900	950	
	City Hall	Animal Facility	Courts part of CH Buil	Mills Park	Midland Park	Alcoa/Ashley	The Center	Split 3 ways	Part of Roya		Water	Lift Stations , Treatment plant	Totals
5102 Building Main													0
5/6/5104 Grounds/pool/Splash Pad Main													0
5110 Electricity													0
5111 Gas													0
5112 Water													0
5115 Landlines and Internet													0
5120 Prop Insurance													0
5130 Sanitation													0
1/2/5140 Janitor Supplies and Main													0
Totals	0	0	0	0	0	0	0	0	0	0	0	0	0
2023 Actuals	City Hall	Animal Facility	Courts part of CH Buil	Mills Park	Midland Park	Alcoa/Ashley	The Center	Split 3 ways	Part of Roya		Water	Lift Stations , Treatment plant	Totals
5102 Building Main													0
5/6/5104 Grounds Main													0
5110 Electricity													0
5111 Gas													0
5112 Water													0
5115 Landlines and Internet													0
5120 Prop Insurance													0
5130 Sanitation													0
1/2/5140 Janitor Supplies and Main													0
Totals	0	0	0	0	0	0	0	0	0	0	0	0	0
Differences	City Hall	Animal Facility	Courts part of CH Buil	Mills Park	Midland Park	Alcoa/Ashley	The Center	Split 3 ways	Part of Roya		Water	Lift Stations , Treatment plant	Totals
5102 Building Main	0	0	0	0	0	0	0	0	0	0	0	0	0
5/6/5104 Grounds/pool/Splash Pad M	0	0	0	0	0	0	0	0	0	0	0	0	0
5110 Electricity	0	0	0	0	0	0	0	0	0	0	0	0	0
5111 Gas	0	0	0	0	0	0	0	0	0	0	0	0	0
5112 Water	0	0	0	0	0	0	0	0	0	0	0	0	0
5115 Landlines and Internet	0	0	0	0	0	0	0	0	0	0	0	0	0
5120 Prop Insurance	0	0	0	0	0	0	0	0	0	0	0	0	0
5130 Sanitation	0	0	0	0	0	0	0	0	0	0	0	0	0
1/2/5140 Janitor Supplies and Main	0	0	0	0	0	0	0	0	0	0	0	0	0
Totals	0	0	0	0	0	0	0	0	0	0	0	0	0

Grader comments in past years have asked for a review of facility operational costs. This year after adoption, we put this chart together. We hope to improve on this review in future years, however, we have learned a lot from doing this minimal amount of review for the 2023 and 2024 budget years.

# Glossary:

Accrual - revenue and expenses are recorded when they are incurred.

---

Act 474 Sur Charge is paid by the Code Department to the State.

---

Ad Valorem - a basis for levy of taxes upon property based on value.

---

Agency Fund - a fund consisting of resources received and held by the governmental unit as an agent for others.

---

Arbitrage - the simultaneous buying and selling of securities, currency, or commodities in different markets or in derivative forms in order to take advantage of differing prices for the same asset.

---

Audit - an official inspection of an individual's or organization's accounts, typically by an independent body.

---

Balanced Budget - a budget balanced by fund, means the total anticipated revenues are equal to or exceed the budgeted expenditures for that fund.

---

BOND: (Debt Instrument): A written promise to pay a specified sum of money (called the principal amount or face value) at a specified future due date (called the maturity date) along with periodic interest paid at a specified percentage of the principal (called the interest rate). Bonds are typically used for long-term debt to pay for specific capital expenditures. The difference between a note and a bond is that the latter is issued for a longer period (over 10 years) and requires greater legal formality.

---

Budget - an annual or other regular estimate of revenues and expenditures put forward by the government, often including details of changes in taxation or other revenue sources.

---

Capital Expenditures - as also described for this particular Entity/City on page 13 are reviewed starting at \$5000 with a life of two or more years and the common definition is money spent by a business or organization on acquiring or maintaining capital assets, such as land, buildings, and equipment.

---

Capital Projects Fund - A fund created to account for all resources to be used for the acquisition or construction of designated capital assets.

---

Cash basis is a major accounting method by which revenues and expenses are only acknowledged when the payment occurs.

---

Debt Service Fund - A governmental type fund used to account for accumulations of resources that are restricted, committed, or assigned to expenditures for principal and interest.

---

Depreciation - a reduction in the value of an asset with the passage of time, due in particular to wear and tear.

---

A Dewatering Facility is a Wastewater Treatment Plant option. The City of Bryant implemented this option in 2018.

---

Enterprise Fund - A Fund established to finance and account for the acquisition, operations, and maintenance of governmental facilities and services which are entirely or predominantly self-supporting by user charges.

---

The Federal Drinking Water Loan Program is operated by the Arkansas Natural Resources Commission.

---

Franchise Fee - a fee paid by public service businesses for use of city streets, alleys, and property in providing their services to the citizens of a community, included but not limited to electricity, telephone, natural gas and cable television.

---

Full - Time Equivalent Position (FTE) - A part time position converted to the decimal equivalent of a full time position based on 2080 per year. For example, a summer lifeguard working for four months, or 690 hours, would be equivalent to .33 of a full time position.

---

# City of Bryant, AR 2024 Budget Book

---

**FUND:** An accounting entity with a self-balancing set of accounts containing its own assets, liabilities and fund balance. A fund is established for the purpose of carrying on specific activities or attaining certain objectives in accordance with special regulations, restrictions or limitations.

---

**Fund Balance** - is when liabilities are subtracted from assets, there is a fund balance. A positive fund balance means there are more assets than liabilities; a negative fund balance means just the opposite. Fund balance can be complicated by the fact that part of the fund balance is reserved and part unreserved.

---

**Governmental Fund** - A generic classification of funds used to account for activities primarily supported by taxes, grants, and similar revenues sources.

---

**Major Funds** are defined as those funds whose revenues, expenditures/expenses, assets or liabilities are at least 10 percent of the total for their fund category (governmental or enterprise) and 5 percent of the aggregate of all governmental and enterprise funds in total and Non Major Funds are all others.

---

**MSI/Virtual Justice** is computer software used by the Courts system.

---

**Profit Star** is computer software used for the Water, Wastewater and Stormwater bills.

---

**ROCIC** is a government company used by Police Department for intelligence gathering and equipment loans.

---

**Special Revenue Fund** - A fund established to account for revenues from specific taxes or other earmarked revenue sources that by law are designated to finance particular functions or activities of government.

---

**Trust Fund** - A fund consisting of assets belonging to a trust, held by the trustees for the beneficiaries.

---

**Watchguard** is the Police Department's software for the in car video.

---

# Acronym:

ACIC - 'Arkansas Crime Information Center' and is used by the Police Department.

ADFA - Arkansas Department of Finance and Administration.

ANRC - Arkansas Natural Resource Commission

APERS - Arkansas Public Employees Retirement System.

ARPA - American Rescue Plan Act - Federal Money given to cities related to the pandemic needs.

AWWA - American Water Works Association.

B&G - Building and Grounds.

BAC - Blood Alcohol Content.

CAPPD - Central Arkansas Planning Development District. This District works with the City of Bryant to acquire grants.

CAW - Central Arkansas Water Authority. The City of Bryant currently receives their Water via a Contract with CAW.

CIP - Capital Improvement Plan or Program.

COE - Corp of Engineers. The City of Bryant has a contract with the COE for future water access from Lake DeGray.

EMT - Emergency Medical Technician

FICA -Federal Insurance Contributions Act is a payroll cost.

FTE - Full-Time Equivalent

GAAP - Generally Accepted Accounting Principles

GASB - Government Accounting Standards Board

GFOA - Governmental Finance Officers Association

GIS - Geographic Information System is a system designed to capture, store, manipulate, analyze, manage, and

GO Bond or Debt - General Obligation Bond or Debt.

I&I - Inflow and Infiltration. Inflow is storm water that enters into the sanitary sewer system. Infiltration is groundwater that enters into the sanitary sewer system.

JESAP - Job Evaluation and Salary Administration Program for evaluating wages in relation to the nation and the surrounding areas.

LOPFI - Local Fire and Police Retirement System administered by the State of Arkansas.

M&R stands for Maintenance and Repair.

NOC - Network Operations Center used by the Construction/Project Management division of the Public Works Department.

OCL - Out of City Limits

PRAC - Parks and Recreation Alliance Council and was established during the 2017 by the Parks Director.

RFP or RFQ - Request for Proposal or Request for Quotes, regarding purchasing.

SCADA - Supervisory Control And Data Acquisition is a system that operates with coded signals over communication channels so as to provide control of remote equipment (using typically one communication channel per remote station).

SRO - School Resource Officer

WEA - Water Environmental Association.

WEFTEC - Water Environment Federation Technical Conference.