



## **Bryant City Council**

Boswell Municipal Complex - City Hall Court Room

210 SW 3rd Street

YouTube: <https://www.youtube.com/c/bryantarkansas>

**Date:** November 28, 2023 - **Time:** 6:30 PM

### **Invocation**

### **Pledge of Allegiance**

### **Call to Order**

### **Approval of Minutes**

#### **1. October 24th Council Meeting - Unapproved minutes**

- [Unapproved Minutes October 24 2023 Council Meeting.docx.pdf](#)

### **Presentations and Announcements**

#### **2. Animal Control - Awards Presentation & Badge Pinning**

### **Director's Report**

#### **3. IT Department**

### **Public Comments**

### **Old Business**

### **New Business**

#### **Finance**

#### **4. Monthly Financial Report - Ending October 2023**

*Approval and acceptance of the monthly financial report for period ending October 2023, see attached.*

- [11.16.23 Financial Report ending Oct 2023.pdf](#)

#### **5. Budget Adjustments - Resolution to amend the 2023 City Budget**

*Resolution to amend the 2023 City Budget, see attached.*

- [11.28.23 BA Resolution - Copy.pdf](#)

#### **6. Record Destruction Acceptance - Resolution to accept the Affidavit of Destruction**

*Resolution to accept the affidavit certifying record destruction, see attached.*

- [11.16.23 Res to Accept the Destruction Affidavit.pdf](#)

## **7. Real and Personal Property Ordinances - Ordinances to levy real and personal property taxes**

*Ordinances levying a tax on real and personal property, see attached.*

- [11.16.23 Mills Ordinances - Real and Personal - Copy.pdf](#)

## **8. 2024 Budget Book - City Wide Budget Book for 2024**

*Acceptance and approval to fulfil ACA 14-58-201 Mayor to present to council a budget by December 1, 2023, not to be adopted till the December Council meeting, presentation only, see attached.*

- [11.21.23 2024 Budget Book.pdf](#)
- [11.21.23 GEN FUND Budget Summary.pdf](#)
- [11.21.2023 PUBLIC WORKS Budget Summary.pdf](#)

## **City Attorney**

### **9. Resolution for Temporary Entertainment District**

- [Resolution for Temporary Entertainment District 12-9-23.docx.pdf](#)

**10. Entertainment District Ordinance - An ordinance to establish standards for the creation of permanent or temporary entertainment districts pursuant to Arkansas Code section 14-54-1412; and for other purposes.**

- [Entertainment District Ordinance.docx.pdf](#)

## **Community Development**

### **11. Sidewalk Waiver - Jacob's Corner Subdivision**

*A sidewalk waiver is requested for along Hilldale Road.*

- [PLT-0688-PLT-04-2023-10-30 v1.pdf](#)

## **Council**

### **12. Resolution for Hiring Freeze - Sponsored by Councilmember Rob Roedel**

*A resolution implementing a hiring freeze for the City of Bryant, Arkansas*

- [Resolution for Hiring Freeze.docx.pdf](#)

## **Human Resources**

### **13. Council Approval - Approval to Recruit and Hire for Human Resources Assistant**

*The HR Assistant position became vacant on November 9th when our employee decided to pursue a higher paying position with a different city. While other departments have naturally grown over the years, the HR department has not. We are a department of three when fully staffed and we service well over 250 employees and elected officials. With only three employees in the department, running just one employee short places a significant burden on every department throughout the City as HR services and response times will slow down.*

*The HR Assistant position is responsible for processing worker's compensation claims, applicant tracking, interview scheduling and pre-employment processing for all departments across the City. In addition to the HR responsibilities, the HR Assistant role is the receptionist for City Hall and performs credit card reconciliation for all City Hall credit cards. Without this position staffed, we also risk having resident calls and questions go unanswered in a timely fashion.*

*We are approaching the start of a new budget year which always places strain on the HR department as we implement all adopted budget changes, all insurance changes and process all year end tax forms. This is in addition to handling standard day-to-day HR functions.*

*The base pay range for this position is \$35,148-\$43,935. Realistically, this position would not be staffed until after the start of the year. I am asking for approval to post this position so that we can start reviewing applications and determining when we can schedule interviews for a potential hire in early 2024.*

## **14. Council Approval - Approval to Recruit and Hire for Two Park Labor Positions**

*Parks is requesting approval to recruit and hire for two Park Labor positions. The Parks Labor crew consists of six full-time budgeted positions. Currently two of those positions are vacant leaving only four employees to complete all of the outdoor field services for all of our parks as we come into the sports/tournament season. In addition, given the current understaffing in HR, we anticipate a prolonged hiring process. These positions need to be replaced by the end of December 2023 to maintain the current park standards. Park Labor wages range from \$14.00-\$17.00/hour. The following is a description of the reduction in Parks Labor service levels in 2024 in the event we have to function without filling these two positions:*

*1) Bathroom cleaning and trash removal would revert back to a Mon/Wed/Fri pattern instead of the daily pattern we've worked to achieve.*

*Edging, clay work, supplemental dragging and any non-game related work on baseball and softball fields would be on an emergency basis only instead of a normal weekly field maintenance program. Would allow no extra time to drag fields for practices, tryouts, scrimmage games or just to keep the fields worked to prevent weeds from growing in them.*

*2) Building Maintenance foreman position would be forced to become a floating position alternating between helping with outside grounds maintenance in addition to duties inside the center and other buildings. Also would be forced to remain in the weekend tournament workers rotation due to lack of grounds employees.*

*3) Height of cut on the sports fields would need to be raised in order for the 2 man mowing crew to be able to keep up with the workload without cutting more than 1/3rd of the grass blade off during each cutting which could result in scalping. We have worked very hard to keep the height of cut on the sports fields low and clean but this requires weekly attention. We would also have to cut back water and fertilizer in order for a two man crew to be able to stay on top of the grass cutting which would in turn have a negative impact on the playing surfaces.*

*4) Grounds Maintenance foreman would be forced to spend most of each day on a mower instead of being a crew leader and planning daily tasks and staying on top of equipment maintenance, being project manager, etc.*

*5) Less workers means more hours on the current employees which could lead to excessive overtime hours after the maxing out of comp time for each member of the grounds crew. This could also result in burnout based on the 2024 tournament schedule that's already been established. We currently don't typically schedule an employee on back to back weekends unless absolutely necessary but this shortage would force back-to-back weekend scheduling. This could eventually lead to us scaling back on our sports tourism schedule.*

*6) Weedeating that's done by 1-2 members of the mow crew would be replaced with spraying a non selective herbicide around fences and edges which would be less aesthetically pleasing.*

*7) Cultural practices such as aerifying, nail dragging, topdressing, fertilizing, dethatching, rolling, etc. would not get done as often as they need to be.*

*8) With a short crew, if anyone were to miss due to illness, appointments, injuries, etc. it would reduce field services further.*

## **Parks and Recreation**

### **15. Oak Glenn Property**

*Council to consider accepting the donation of these properties in Oak Glenn Subdivision for a future park and improvements to stormwater infrastructure. While it may not completely solve the issue, it would be a valuable addition to a neighborhood seeking assistance.*

- [Oak Glenn.pdf](#)
- [View 1 \(4\).jpg](#)

### **16. Coral Ridge Property**

*Council to consider accepting this property donation for the development of park in Coral Ridge Subdivision.*

- [Coral Ridge.pdf](#)

### **17. Swim Use Agreements**

- [UseAgreementBauxiteHS2023.pdf](#)
- [UseAgreementBHS2023.pdf](#)
- [UseAgreementLakesideHS2023.pdf](#)

## **18. Lacrosse Use Agreement**

- [353417857\\_212361388415403\\_6057369072088196244\\_n.jpg](#)
- [IMG\\_6935.PNG](#)
- [IMG\\_7634.JPG](#)
- [IMG\\_7689.JPG](#)
- [IMG\\_7898.JPG](#)
- [IMG\\_8481.JPG](#)
- [IMG\\_E7559.JPG](#)
- [SCLax Use Agreement 2024.pdf](#)

## **Public Works**

### **19. CAW Rate Pass Through Ordinance**

*AN ORDINANCE AUTHORIZING THE CITY OF BRYANT WATER DEPARTMENT TO AUTOMATICALLY ASSESS ANY PASS-THROUGH CHARGES RECEIVED BY THE DEPARTMENT FROM CENTRAL ARKANSAS WATER AND/OR OTHER AUTHORIZED WATER SUPPLIER(S) TO ITS CUSTOMERS*

- [Pass Through Ordinance.docx \(3\).pdf](#)

### **20. Emergency WWTP Purchase**

*Emergency WWTP blower purchase. Item over \$35,000.*

- [blower quote.pdf](#)

## **Council Comments**

## **Mayor Comments**

## **Adjournments**

## **Bryant City Council Meeting October 24, 2023 - 6:30 PM**

Boswell Municipal Complex - City Hall Court Room  
210 SW 3rd Street Bryant, Arkansas  
YouTube: <https://www.youtube.com/c/bryantarkansas>

### **UNAPPROVED MINUTES**

*Clerk Note: This is the first meeting with newly appointed Mayor Rhonda Sanders.*

A prayer and the Pledge of Allegiance to the Flag was led by Council Member Roedel.

**Call to Order** – Mayor Sanders at 6:34 pm

**Roll Call** – Council Members Present: Jason Brown, Star Henson, Jon Martin, Lisa Meyer, Jack Moseley, Jordan O’Roark, Wade Permenter, and Rob Roedel.

Quorum Present. City Clerk Mark Smith and City Attorney Ashley Clancy were also present.

Council Member Martin made a Motion to Amend the Agenda and replace the purchase request on Items 10 and 11 with Ordinances for waivers of bid. Second by Council Member Permenter. [YT 3:20]

Voice Vote. Motion Passed 8-0.

Council Member Martin made another Motion to Amend the Agenda to add Item 12- A discussion of the Cambridge Place project. Second by Council Member Roedel. [YT 3:40]

Voice Vote. Motion Passed 8-0.

### **APPROVAL OF MINUTES**

- 1. Approval of September 26, 2022 Regular Council Meeting Minutes** [YT 4:25]  
Motion to approve - Council Member Brown, Second by Council Member Henson.  
Voice Vote. Motion Passed 8-0.
- 2. Approval of September 28, 2022 Special Council Meeting Minutes** [YT 4:55]  
Motion to approve as amended - Council Member Meyer, Second by Council Member Henson.  
Voice Vote. Motion Passed 8-0.

### **DIRECTOR’S REPORTS**

- 3. Third Quarter Report** – Animal Control – Presented by Tricia Power, Director  
See attached. [YT 5:45]

## PUBLIC COMMENTS

Joseph McIntyre- Appreciates the City's help in the Oak Glenn neighborhood. [YT 18:35]  
Requests caution light on Hilltop, speeding issue and the need for sidewalks.

## NEW BUSINESS

**Finance** – Presented by Joy Black, Director

**4. Financial Report Ending September 2023** [YT 25:40]

Acceptance and Approval of the Financial Report for the period ending September, 2023. See attached.

Motion to approve - Council Member Martin, Second by Council Member Henson.

Voice Vote. Motion Passed 8-0.

**5. Resolution - Budget Adjustments** - A Resolution to amend the City budget for the period from January 1, 2023 to December 31, 2023. [YT 32:55]

See attachment.

Motion to approve - Council Member Roedel, Second by Council Member Meyer.

Voice Vote. Motion Passed 8-0.

**RESOLUTION 2023-24**

**City Attorney** – Presented by City Attorney Ashley Clancy

**6. Ordinance Establishing A&P Commission** - An ordinance establishing an Advertising and Promotion Commission for the City of Bryant, Arkansas; and, for other purposes. See attached. [YT 34:30]

This action is required by law and does not establish the tax, but will establish the infrastructure for the A&P Commission if the tax does pass.

Motion to suspend the rules and read 1<sup>st</sup>, 2<sup>nd</sup>, 3<sup>rd</sup> reading by title only - Council Member Meyer, Second by Council Member Roedel.

Title read by Mayor Sanders.

Motion to adopt- Council Member Roedel, Second by Council Member Permenter.

Roll Call Vote. YEA: Brown, Henson, Martin, Meyer, Moseley, O'Roark, Permenter, Roedel.

Motion Passed 8-0.

**ORDINANCE 2023-24**

**7. Resolution Calling a Special Election** - A resolution calling a Special Election on March 5, 2024 in the City of Bryant, Arkansas to fill the vacancy in the office of Mayor; and prescribing other matters pertaining thereto. [YT 38:50]

See attached.

Motion to approve - Council Member Roedel, Second by Council Member Meyer.

Voice Vote. Motion Passed 8-0.

**RESOLUTION 2023-25**

**Fire Department** – Presented by Chief Jordan

**8. Bryant Fire Department Handbook and Standard Operating Guidelines - Revised Bryant Fire Department Handbook and Standard Operating Guidelines 2023** [YT 40:40]

Approval and acceptance of Revised Bryant Fire Department Handbook and Standard Operating Guidelines.

See attached.

Motion to approve - Council Member O’Roark, Second by Council Member Henson. Voice Vote. Motion Passed.

**Public Works** – Presented by Tim Fournier, Director

**9. Resolution to Utilize Water Impact Fees to Fund New Master Plan** [YT 43:25]

See attached.

Motion to approve - Council Member Martin, Second by Council Member Henson.

Voice Vote. Motion Passed 8-0.

**RESOLUTION 2023-26**

**10. Purchase Request - New John Deere 4066 Compact Tractor using LS Compact Tractor as trade-in.** [YT 45:50]

See attached. Ordinance due to sole source.

Motion to suspend the rules and read 1<sup>st</sup>, 2<sup>nd</sup>, 3<sup>rd</sup> reading by title only - Council Member Roedel, Second by Council Member Permenter.

Title read by the Mayor.

Roll Call Vote. YEA: Brown, Henson, Martin, Meyer, Moseley, O’Roark, Permenter, Roedel.

Motion Passed 8-0.

**ORDINANCE 2023-25**

**11. Streets Purchase Request - Purchase of Sakai 54** [YT 49:00]

See attached. Ordinance due to sole source.

Motion to suspend the rules and read 1<sup>st</sup>, 2<sup>nd</sup>, 3<sup>rd</sup> reading by title only - Council Member Meyer, Second by Council Member Moseley.

Title read by the Mayor.

Roll Call Vote. YEA: Brown, Henson, Martin, Meyer, Moseley, O’Roark, Permenter, Roedel.

Motion Passed 8-0.

**ORDINANCE 2023-26**

**12. Cambridge Place** [YT 51:15]

The Cambridge Place project has been previously approved. Director Fournier requested permission to exceed the \$35,000 expense rule due to the tight time

schedule. The bid is open November 2, there is a \$300,000 grant and the project must be finished by April, 2024.

Council Member Martin made a Motion to Approve the Request not to exceed \$500,000. Second by Council Member Brown. Voice Vote. Motion Passed.

**Council Comments**

[YT 56:15]

Jason Brown- First Responders Lunch this Thursday.

**Mayor Comments**

[YT 56:35]

Early voting for the A&P Tax begins November 7. Regular voting - November 14.  
Budget Workshop on November 2 at 6pm.  
Monster Madness this Saturday.

**Adjournment**

Motion to Adjourn by Council Member Moseley, second by Council Member Henson.  
Adjourned time: 7:31 PM





Financial Statements  
October 2023



## General - Executive Summary Revenue & Expenditures

October 2023

	Annual Budget	YTD Budget	January	February	March	April	May	June	July	August	September	October	November	December	Actual YTD Total	Favorable (Unfavorable) Variance	Annual Budget Remaining
<b>Revenues:</b>																	
General	18,419,970	15,349,975	1,408,296	1,336,027	1,543,776	1,461,944	1,671,055	1,738,646	1,703,457	1,441,082	1,662,507	1,656,920	0	0	15,623,710	273,735	2,796,260
Administration	7,392,408	6,160,340	619,888	573,038	570,623	650,373	654,621	749,541	629,607	633,155	624,554	651,726			6,357,126	196,786	1,035,282
Community Development	617,250	514,375	65,346	43,379	49,605	43,620	45,950	82,326	44,884	30,943	42,447	39,456			487,956	(26,419)	129,294
Animal Control	679,002	566,835	57,453	55,198	55,527	55,254	55,428	57,483	54,921	53,668	54,429	67,424			566,774	939	112,228
Court	743,420	619,517	36,230	43,892	105,448	36,326	39,460	48,999	36,998	34,078	38,564	29,332			449,327	(170,190)	294,093
Parks	2,752,683	2,293,903	160,006	154,863	214,462	202,184	226,523	212,546	473,201	188,064	191,074	399,310			2,422,243	128,341	330,440
Fire	4,021,155	3,350,963	331,744	331,197	330,451	339,545	336,070	331,586	333,099	333,054	333,895	333,895			3,357,489	6,526	663,666
Police	2,214,052	1,845,044	137,630	134,471	217,661	134,632	312,224	231,681	132,260	168,075	378,385	135,777			1,982,795	137,752	231,257
<b>Total Revenues</b>	<b>18,419,970</b>	<b>15,349,975</b>	<b>1,408,296</b>	<b>1,336,027</b>	<b>1,543,776</b>	<b>1,461,944</b>	<b>1,671,055</b>	<b>1,738,646</b>	<b>1,703,457</b>	<b>1,441,082</b>	<b>1,662,507</b>	<b>1,656,920</b>	<b>-</b>	<b>-</b>	<b>15,623,710</b>	<b>273,735</b>	<b>2,796,260</b>
<b>Expenditures:</b>																	
General	19,917,024	16,597,520	1,519,594	1,356,941	2,121,467	1,623,585	1,380,355	1,923,160	2,183,922	1,616,351	1,701,900	1,592,156			17,019,429	(421,910)	2,897,594
Administration	1,157,416	964,514	56,607	84,104	108,869	123,475	80,034	50,479	68,828	52,562	96,503	146,146			867,606	96,908	289,810
Community Development	753,202	627,668	48,460	69,015	69,450	56,684	51,313	46,230	44,599	50,253	67,023	52,052			555,090	72,579	198,112
Animal Control	875,800	729,833	48,888	50,483	121,226	54,587	58,272	52,400	58,277	73,886	80,162	69,000			667,182	62,651	208,618
Court	682,357	568,631	41,551	65,115	63,336	41,530	51,123	51,415	38,518	75,617	53,885	39,450			521,541	47,090	160,816
Parks	4,402,366	3,668,638	257,072	266,411	326,134	368,592	226,045	633,452	257,372	593,007	284,914	330,960			3,543,958	124,680	858,408
Fire	5,128,277	4,273,564	448,642	341,461	617,617	383,253	384,565	433,378	470,359	299,689	470,960	388,713			4,238,639	34,925	889,638
Police	6,917,606	5,764,671	618,375	480,351	814,835	595,453	529,002	655,805	1,245,969	471,337	648,453	565,833			6,625,414	(860,742)	292,192
<b>Total Expenditures</b>	<b>19,917,024</b>	<b>16,597,520</b>	<b>1,519,594</b>	<b>1,356,941</b>	<b>2,121,467</b>	<b>1,623,585</b>	<b>1,380,355</b>	<b>1,923,160</b>	<b>2,183,922</b>	<b>1,616,351</b>	<b>1,701,900</b>	<b>1,592,156</b>	<b>-</b>	<b>-</b>	<b>17,019,429</b>	<b>(421,910)</b>	<b>2,897,594</b>
<b>Excess (Deficit) of Revenues over Expenditures</b>	<b>(1,497,053)</b>	<b>(1,247,545)</b>	<b>285</b>	<b>(20,914)</b>	<b>(577,691)</b>	<b>(161,641)</b>	<b>290,700</b>	<b>(184,513)</b>	<b>(480,464)</b>	<b>(175,269)</b>	<b>(39,393)</b>	<b>64,764</b>	<b>-</b>	<b>-</b>	<b>(1,395,719)</b>	<b>695,645</b>	<b>(101,335)</b>

## Street - Executive Summary Revenue & Expenditures

	Annual Budget	YTD Budget	January	February	March	April	May	June	July	August	September	October	November	December	Actual YTD Total	Favorable (Unfavorable) Variance	Annual Budget Remaining
<b>Revenues:</b>																	
Street	4,217,975	3,514,979	337,874	323,338	289,644	352,849	371,994	458,480	322,767	393,263	379,990	433,866			3,664,065	149,086	553,910
<b>Total Revenues</b>	<b>4,217,975</b>	<b>3,514,979</b>	<b>337,874</b>	<b>323,338</b>	<b>289,644</b>	<b>352,849</b>	<b>371,994</b>	<b>458,480</b>	<b>322,767</b>	<b>393,263</b>	<b>379,990</b>	<b>433,866</b>	<b>-</b>	<b>-</b>	<b>3,664,065</b>	<b>149,086</b>	<b>553,910</b>
<b>Expenditures:</b>																	
Street	7,088,028	5,906,690	221,665	642,417	498,189	335,788	484,894	664,003	222,031	624,106	230,262	293,478			4,216,833	1,689,857	2,871,195
<b>Total Expenditures</b>	<b>7,088,028</b>	<b>5,906,690</b>	<b>221,665</b>	<b>642,417</b>	<b>498,189</b>	<b>335,788</b>	<b>484,894</b>	<b>664,003</b>	<b>222,031</b>	<b>624,106</b>	<b>230,262</b>	<b>293,478</b>	<b>-</b>	<b>-</b>	<b>4,216,833</b>	<b>1,689,857</b>	<b>2,871,195</b>
<b>Excess (Deficit) of Revenues over Expenditures</b>	<b>(2,870,053)</b>	<b>(2,391,711)</b>	<b>116,210</b>	<b>(319,079)</b>	<b>(208,546)</b>	<b>17,061</b>	<b>(112,899)</b>	<b>(205,524)</b>	<b>100,736</b>	<b>(230,843)</b>	<b>149,729</b>	<b>140,388</b>	<b>-</b>	<b>-</b>	<b>(552,768)</b>	<b>(1,540,771)</b>	<b>(2,317,286)</b>

\*\$27,854 disposal backdated batch for assets 608 and 434



## Water - Executive Summary

### Revenue & Expenditures

October 2023

	Annual Budget	YTD Budget	January	February	March	April	May	June	July	August	September	October	November	December	Actual YTD Total	Favorable (Unfavorable) Variance	Annual Budget Remaining
<b>Revenues:</b>																	
500-0900-XXXX	5,192,228	4,326,857	389,282	362,102	<b>321,046</b>	347,992	366,113	370,501	439,656	420,848	673,050	450,540	-	-	4,141,120	(185,738)	1,051,109
<b>Total Revenues</b>	<b>5,192,228</b>	<b>4,326,857</b>	<b>389,282</b>	<b>362,102</b>	<b>321,046</b>	<b>347,992</b>	<b>366,113</b>	<b>370,501</b>	<b>439,656</b>	<b>420,848</b>	<b>673,050</b>	<b>450,540</b>	<b>-</b>	<b>-</b>	<b>4,141,120</b>	<b>(185,738)</b>	<b>1,051,109</b>
<b>Expenditures:</b>																	
500-0900-5XXX	3,755,461	3,129,551	163,868	421,197	<b>308,895</b>	331,442	304,567	<b>328,132</b>	304,905	326,996	379,612	363,359	-	-	3,232,973	(103,422)	522,488
500-0900-58XX Capital	4,068,695	3,390,579	-	1,210,146	877,810	719,438	485,388	217,786	-	-	(3,510,568)	10,070	-	-	10,070	3,380,509	4,058,625
<b>Total Expenditures</b>	<b>7,824,156</b>	<b>6,520,130</b>	<b>163,868</b>	<b>1,631,342</b>	<b>1,186,705</b>	<b>1,050,880</b>	<b>789,955</b>	<b>545,918</b>	<b>304,905</b>	<b>326,996</b>	<b>(3,130,956)</b>	<b>373,429</b>	<b>-</b>	<b>-</b>	<b>3,243,043</b>	<b>3,277,087</b>	<b>4,581,113</b>
<b>Excess (Deficit) of Revenues over Expenditures</b>	<b>(2,631,927)</b>	<b>(2,193,273)</b>	<b>225,414</b>	<b>(1,269,240)</b>	<b>(865,659)</b>	<b>(702,888)</b>	<b>(423,842)</b>	<b>(175,417)</b>	<b>134,751</b>	<b>93,852</b>	<b>3,804,006</b>	<b>77,111</b>	<b>-</b>	<b>-</b>	<b>898,077</b>	<b>(3,462,825)</b>	<b>(3,530,004)</b>

### Metron/Rural Water Services

	312,433	1,210,146	877,810	719,438	485,388	207,786												
<b>Actual YTD Total</b>																		
<b>Actual YTD Total</b>																		

## Wastewater - Executive Summary

### Revenue & Expenditures

	Annual Budget	YTD Budget	January	February	March	April	May	June	July	August	September	October	November	December	Actual YTD Total	Favorable (Unfavorable) Variance	Annual Budget Remaining
<b>Revenues:</b>																	
500-0950-XXXX	5,627,637	4,689,698	455,577	479,793	429,268	486,418	452,159	475,304	526,572	515,630	493,073	544,618	-	-	4,858,412	168,714	769,225
<b>Total Revenues</b>	<b>5,627,637</b>	<b>4,689,698</b>	<b>455,577</b>	<b>479,793</b>	<b>429,268</b>	<b>486,418</b>	<b>452,159</b>	<b>475,304</b>	<b>526,572</b>	<b>515,630</b>	<b>493,073</b>	<b>544,618</b>	<b>-</b>	<b>-</b>	<b>4,858,412</b>	<b>168,714</b>	<b>769,225</b>
<b>Expenditures:</b>																	
510-0950-5XXX	4,040,463	3,367,052	273,782	381,612	<b>344,271</b>	310,274	275,431	<b>326,780</b>	294,429	425,623	279,132	301,786	-	-	3,213,121	153,932	827,342
510-0950-58XX's Capital/Inters	4,340,700	3,617,250	2,590	68,091	215,123	(5,045)	108,558	168,202	15,394	121,128	60,006	(753,097)	-	-	950	3,616,300	4,339,750
<b>Total Expenditures</b>	<b>8,381,163</b>	<b>6,984,302</b>	<b>276,372</b>	<b>449,703</b>	<b>559,394</b>	<b>305,228</b>	<b>383,990</b>	<b>494,982</b>	<b>309,824</b>	<b>546,752</b>	<b>339,137</b>	<b>(451,311)</b>	<b>-</b>	<b>-</b>	<b>3,214,070</b>	<b>3,770,232</b>	<b>5,167,092</b>
<b>Excess (Deficit) of Revenues over Expenditures</b>	<b>(2,753,526)</b>	<b>(2,294,605)</b>	<b>179,205</b>	<b>30,090</b>	<b>(130,126)</b>	<b>181,190</b>	<b>68,170</b>	<b>(19,678)</b>	<b>216,748</b>	<b>(31,122)</b>	<b>153,936</b>	<b>995,928</b>	<b>-</b>	<b>-</b>	<b>1,644,341</b>	<b>(3,601,518)</b>	<b>(4,397,867)</b>

## Stormwater - Executive Summary

### Revenue & Expenditures

	Annual Budget	YTD Budget	January	February	March	April	May	June	July	August	September	October	November	December	Actual YTD Total	Favorable (Unfavorable) Variance	Annual Budget Remaining
<b>Revenues:</b>																	
080-0140 on bills	308,000	256,667	25,932	25,658	27,564	27,030	25,730	25,552	30,738	25,026	25,284	27,372	-	-	265,887	9,220	42,113
515-0140-XXXX ARP/Intemur	1,660,000	1,383,333	860,537	-	-	-	-	300,700	500,000	200	2,142	-	-	-	1,665,579	280,245	3,339,322
<b>Total Revenues</b>	<b>1,968,000</b>	<b>1,640,000</b>	<b>886,469</b>	<b>25,658</b>	<b>27,564</b>	<b>27,030</b>	<b>25,730</b>	<b>326,252</b>	<b>530,738</b>	<b>25,226</b>	<b>27,426</b>	<b>27,372</b>	<b>-</b>	<b>(3,042)</b>	<b>1,929,465</b>	<b>289,465</b>	<b>38,535</b>
<b>Expenditures:</b>																	
080-0140-Street Related	691,449	576,207	33,790	29,273	43,372	31,090	111,451	48,357	34,571	57,245	53,950	(23,281)	-	-	420,016	156,191	271,433
515-0140-Capital	3,238,323	2,698,602	-	643,879	220,493	734,523	295,888	76,371	-	59,577	(2,030,731)	-	-	-	0	2,698,602	3,238,322
<b>Total Expenditures</b>	<b>3,929,771</b>	<b>3,274,809</b>	<b>33,790</b>	<b>673,152</b>	<b>263,865</b>	<b>765,613</b>	<b>407,338</b>	<b>124,928</b>	<b>34,571</b>	<b>116,823</b>	<b>(1,976,781)</b>	<b>(23,281)</b>	<b>-</b>	<b>-</b>	<b>420,017</b>	<b>2,854,793</b>	<b>3,509,755</b>
<b>Difference</b>																	
<b>Excess (Deficit) of Revenues over Expenditures</b>	<b>(1,961,771)</b>	<b>(1,634,809)</b>	<b>852,679</b>	<b>(647,494)</b>	<b>(236,301)</b>	<b>(738,583)</b>	<b>(381,608)</b>	<b>201,324</b>	<b>496,167</b>	<b>(91,597)</b>	<b>2,004,207</b>	<b>50,653</b>	<b>-</b>	<b>-</b>	<b>1,509,449</b>	<b>(2,565,328)</b>	<b>(3,471,220)</b>

\*Note these differences are working through the conversion items around Stormwater Fees.

Check Digis/Transfers Compare to last page (und 500

### City Sales & Use Tax (Three Cent Sales Tax)

	January	February	March	April	May	June	July	August	September	October	November	December	YTD Total
2011	838,829	1,036,222	750,597	789,903	882,126	852,639	876,781	882,602	874,371	888,881	884,298	846,277	10,403,526
2012	861,185	1,067,401	805,450	893,549	1,029,730	927,500	967,355	970,081	881,285	943,937	927,061	884,848	11,159,382
2013	930,471	1,087,258	866,467	922,534	1,006,764	964,906	983,742	985,949	898,138	958,546	927,035	888,383	11,420,192
2014	963,538	1,021,873	808,370	903,239	1,033,766	894,179	1,006,970	963,548	950,648	971,548	976,553	954,234	11,448,466
2015	901,561	1,162,729	817,653	956,557	1,103,469	1,043,758	1,099,929	1,118,196	1,075,314	1,120,300	1,074,631	1,012,371	12,485,468
2016	1,047,642	1,202,594	885,470	976,896	1,135,189	920,742	1,072,236	1,068,443	1,097,107	1,084,466	1,089,853	1,035,963	12,571,031
2017	1,063,307	1,291,007	966,327	987,020	1,129,225	1,051,411	1,166,069	1,105,701	1,088,135	1,111,557	1,088,240	1,018,661	13,050,995
2018	1,162,181	1,323,467	969,264	939,761	1,245,252	1,093,015	1,195,341	1,240,049	1,179,113	1,056,462	1,099,036	1,093,013	13,469,452
2019	1,183,215	1,157,716	1,085,494	1,086,993	1,259,760	1,254,769	1,356,933	1,434,834	1,375,873	1,330,458	1,460,079	1,387,558	15,371,683
2020	1,384,300	1,648,283	1,323,761	1,149,770	1,663,928	1,570,489	1,526,745	1,567,875	1,457,964	1,442,486	1,461,326	1,472,039	17,668,967
2021	1,526,292	1,718,945	1,351,358	1,298,432	1,607,146	1,536,274	1,593,433	1,659,393	1,643,537	1,546,075	1,624,905	1,473,834	18,579,623
2023	1,552,955	1,810,466	1,448,484	1,417,543	1,698,816	1,646,626	1,677,458	1,670,302	1,652,549	1,679,085	(1,624,905)	(1,473,834)	910,657
Difference	26,663	91,521	97,127	119,111	91,670	110,352	84,025	10,910	9,012	133,010	(1,624,905)	(1,473,834)	910,657
	1.75%	5.32%	7.19%	9.17%	5.70%	7.18%	5.27%	0.66%	0.55%	8.60%	-100.00%	-100.00%	5.15%

The chart below shows how the 3% sales tax above is allocated for 2022.

1% GF	517,652	603,489	482,828	472,514	566,272	548,875	559,153	556,767	550,850	559,695	559,695	0	0	5,418,095
1/8 Parks	64,706	75,436	60,354	59,064	70,784	68,609	69,894	69,596	68,856	69,962	69,962	0	0	677,262
3/8 Fire	194,119	226,308	181,061	177,193	212,352	205,828	209,682	208,788	206,569	209,886	209,886	0	0	2,031,786
4/8 Bond	258,826	301,744	241,414	236,257	283,136	274,438	279,576	278,384	275,425	279,848	279,848	0	0	2,709,047
Animal 10%	51,765	60,349	48,283	47,251	56,827	54,888	55,915	55,677	55,085	55,970	55,970	0	0	541,809
Parks 10%	51,765	60,349	48,283	47,251	56,827	54,888	55,915	55,677	55,085	55,970	55,970	0	0	541,809
Fire 25%	129,413	150,872	120,707	118,129	141,568	137,219	139,788	139,192	137,712	139,924	139,924	0	0	1,354,524
Police 25%	129,413	150,872	120,707	118,129	141,568	137,219	139,788	139,192	137,712	139,924	139,924	0	0	1,354,524
Street 30%	155,295	181,047	144,848	141,754	169,882	164,663	167,746	167,030	165,255	167,909	167,909	0	0	1,625,428
Total	1,552,955	1,810,466	1,448,484	1,417,543	1,698,816	1,646,626	1,677,458	1,670,302	1,652,549	1,679,085	1,679,085	0	0	16,254,285

Divided by 3	517,652	603,489	482,828	472,514	566,272	548,875	559,153	556,767	550,850	559,695	559,695	0	0	5,418,095
Budgeted at	525,834	525,834	525,834	525,834	525,834	525,834	525,834	525,834	525,834	525,834	525,834	525,834	525,834	6,310,008
Diff.	(8,182)	77,655	(43,006)	(53,320)	40,438	23,041	33,319	30,933	25,016	33,861	(525,834)	(525,834)	(891,913)	

Placeholder \*below \$65000 estimate needed divided by 12  
 for using 5,417 5,417 5,417 5,417 5,417 5,417 5,417 5,417 5,417 5,417 5,417 5,417 5,417 65,000

cover Animal Control New Facility Design, \$65K over the year  
 After Council approved unfunded Police and Fire Step increases at the 2/28/23 Council meeting this overage will likely be used to cover any portion of that amount possible. If that is not possible please see the affect of removing that difference from our Savings, 15 days.



October 2023

**Governmental Funds Cash Reserves**

**Updated 2/7/23**

120 days cash = \$6.5M									ACA 14-403-506
<b>Funds:</b>	001	Gen Operating Acct	4,598,427	Days	85	Administration	0	Liabilities/Donations	1,808
	002	Sales Tax Fund	3,392,719		63	Animal Control	348,670		54,422
	005	Designated Tax	<u>1,855,588</u>		34	Parks	232,690		0
			9,846,734		182	Fire	530,795		217
		Springhill Fire Department (see details below)	(213,352)		-4	Police	743,433		31
		Emergency Telephone Service (See details below)	(472,085)		-9	<b>GF Totals</b>	<b>1,855,588</b>		
		<b>Rolled Expenses from 2022 (\$463K) Capital</b>	<b>(678,110)</b>		<b>-13</b>				
		<b>Fire and Police Unfunded Raises approved by Council 2/28/23</b>	<b>(142,000)</b>		<b>-3</b>				
		<b>Adjusted on 8/31/23 for remainder</b>	<b>8,341,186</b>		<b>154</b>				

**Springhill Fire Department Summary**

Beginning Balance (as of January 1, 2023)	\$	219,351
2023 Revenue (Act 001-0510-4152)	\$	44,219
2023 Expenses (Act 001-0510-5XXX all)	\$	50,218
Current Balance as of this report ending date	\$	<u>213,352</u>

**Emergency Telephone Service**

Beginning Balance (as of January 1, 2023)	\$	420,983
2023 Revenue (Act 001-0610-4650)	\$	239,471
2023 Expenses (Act 001-0610-5650)	\$	188,369
Current Balance as of this report ending date	\$	<u>472,085</u>

Two Part Time Dispatch at \$15K removed 4/18/23  
 New Position amount deducted manually, start March 19, 2018  
 Updated paid thru 12/31/2022  
 \$104K owed on Consoles PO 2021004685 \$ 368,085

**Street**

120 days cash = \$1.7M updated 2/7/23				
<b>Funds:</b>	080	Operating Acct	2,005,159	
	005	Designated Tax	<u>654,400</u>	
		Capital	2,659,559	188
			<u>2,994,050</u>	
	515	Stormwater Cap Cash	758,587	
		Rolled Pos and Encumbrances	1,653,322	
		<b>Difference</b>	<b>(894,735)</b>	

Budgeted Stormwater Projects include:	Dogwood
	Raintree
	Northlake
	Feasibility Study
	Unfunded
	Cambridge
	Hilldale/Owen
	Crossing Loop
	Hanover
	Remington

\$1,323,927	Equipment and Vehicles
\$783,837	Infrast- Storm and Regular
\$886,285.96	Overlays
<u>\$2,994,050</u>	Total Capital

Funded by ARPA/Grants



**Utility Cash Reserves**

**October 2023**

Updated 2/15/23  
120 days cash = \$1.65Mil

500  
535/550

Water Fund	(854,709)
Impact Fee Funds	343,950
	<b>-37</b>

Reserved - Fixed Assets Infrastructure  
Reserved - Fixed Assets

500-0900-5816  
500-0900-5824

	3,535,695	257
	500,000	36
	4,035,695	142

Meter Funding funding was ARPA, now ANRC Loan/Bonds  
Depreciation Expense Estimate

Difference

**-180**

10 a piece if averaged

Updated 2/15/23  
120 days cash = \$1.88Mil

510  
555

Wastewater Fund	878,562
Impact Fee Funds	28,400
	<b>906,962</b>

Removed obligated by Council 2/28/23 for Master plan

Reserved - Fixed Assets Infrastructure  
Reserved - Fixed Assets Equipment  
Reserved - Fixed Assets

510-0950-5816  
510-0950-5810  
510-0950-5824

	3,206,237	205
	360,638	23
	500,000	32
	4,066,875	144

Difference

**-86**

	Pooled Cash GL 999	Pooled Cash Bank, 999	Balance Sheet Cash	End Bank Balances	Outstanding Checks and other	Outstanding Deposits	(1,077) 577 to investigate
General Fund, 001*	4,598,427	15,786,031	4,599,427	16,022,511	487,737	251,180	0
Sales Tax Fund, 002	3,392,719		3,392,719				0
Franchise Fees, 003	4,351,834		4,351,834				0
Designated Tax Fund, 005	2,509,988		2,509,988				0
ARPA Investments, 007	0		803,852	803,852			0
Electronic Fund, 010	0		7,264	47,664	40,399		0
Parks 1/8 Sales Tax, 045	357,232		357,232				0
Animal Control Donation, 020	59,097		59,097				0
Act 833 of 1991 Fire, 051	77,080		77,080				0
Fire 3/8 Sales Tax Fire, 055	786,222		786,222				0
Act 918 of 1983 Police, 061	58,361		58,361				0
Act 988 of 1991 Police, 062	35,432		35,432				0
Federal Drug Control PD, 066	0		29,256	29,256			0
State Drug Control PD, 068	0		24,333	24,333			0
Act 1256 of 1995 Court, 030	0		1	1			0
Act 1809 of 2001 Court, 031	65,452		65,452				0
Street Fund, 080	2,005,159	5,383,583	2,005,159	5,383,583			0
Street Bond 2023 Rev 182			150,214	150,214			0
Street Bond 2023 DSR 183			596,667	596,667			0
Street Bond 2016 DS, 185			358,321	358,321			0
Street Bond 2016 DSF, 186			335,383	335,383			0
Street Bond Construction, 187			0	0			0
Street Bond Constru 2023, 188			7,571,830	7,571,830			0
LT Govt Capital Assets, 090	0		0				0
2016 SU Bond Spc Red, 110	45,140		45,140				0
2016 SU Bond DSR, 113	742,409		742,409				0
2016 SU Bond Fund, 114	2,110,993		2,110,993				0
LT Govt Debt, 165	0		0				0
2022 Amend 78, 167	0		0				0
Advert&Promo Cash held, 700	0		0				0
Water Fund, 500*	(854,709)	360,200	(854,099)	364,621	4,421		(610)
Wastewater Fund, 510	878,562	29,055	878,562	29,055			0
Stormwater Cap Fund 515	758,587		758,587				0
Enterprise Depreciation 525	1,917,409		1,917,409				0
Sub Div Impact Fund 535	27,748		27,748				0
Water Impact Fund 550	316,202		316,202				0
Wastewater Impact Fund 555	28,400		28,400				0
2017 W/WW Bond, 604	181,262		181,262	181,262			0
2017 W/WW DSR, 606	272,554		272,554	272,554			0
Totals	21,369,200	21,558,869	34,600,290	35,069,650	532,557	251,180	(1,687)

\*Change Drawer amounts in Depts 120 and 200 of \$200 and depts 300 and 430 of \$300 equals \$1000 difference, and \$610 on fund 500

\*\* The Shading above denotes the seven groups on the following eight pages of balance sheets, General Govt, Public Safety, Courts, Streets, Long Term Govt, Enter., E. Debt





# Pooled Cash Report

Bryant, AR

For the Period Ending 10/31/2023



ACCOUNT #	ACCOUNT NAME	BEGINNING BALANCE	CURRENT ACTIVITY	CURRENT BALANCE
-----------	--------------	-------------------	------------------	-----------------

ACCOUNT #	ACCOUNT NAME	BEGINNING BALANCE	CURRENT ACTIVITY	CURRENT BALANCE
001-0000-1001	Claim on Cash	4,541,093.56	57,333.31	4,598,426.87
002-0000-1001	Claim on Cash	3,358,857.46	33,861.16	3,392,718.62
003-0000-1001	Claim on Cash	4,348,464.51	3,369.70	4,351,834.21
005-0000-1001	Claim on Cash	2,476,126.88	33,861.16	2,509,988.04
020-0000-1001	Claim on Cash	59,097.25	0.00	59,097.25
031-0000-1001	Claim on Cash	68,747.07	(3,295.47)	65,451.60
045-0000-1001	Claim on Cash	352,999.43	4,232.90	357,232.33
051-0000-1001	Claim on Cash	69,808.90	7,270.68	77,079.58
055-0000-1001	Claim on Cash	773,524.34	12,697.68	786,222.02
061-0000-1001	Claim on Cash	57,018.48	1,342.64	58,361.12
062-0000-1001	Claim on Cash	35,284.18	147.50	35,431.68
080-0000-1001	Claim on Cash	1,864,770.42	140,464.84	2,005,235.26
500-0000-1001	Claim on Cash	(696,846.50)	31,709.80	(665,136.70)
510-0000-1001	Claim on Cash	937,137.44	(58,575.79)	878,561.65
515-0000-1001	Claim on Cash	649,166.72	109,520.24	758,686.96
525-0000-1001	Claim on Cash	1,872,960.67	44,448.28	1,917,408.95
535-0000-1001	Claim on Cash	27,747.94	0.00	27,747.94
550-0000-1001	Claim on Cash	312,002.06	4,200.00	316,202.06
555-0000-1001	Claim on Cash	1,750.00	26,650.00	28,400.00
<b>CLAIM ON CASH</b>				
001-0000-1000	Cash General Fund	15,541,116.71	244,914.18	15,786,030.89
999-0000-1031	Cash Street Fund	5,187,467.23	196,115.91	5,383,583.14
999-0000-1032	Cash Revenue Water Fund	352,031.41	8,168.54	360,199.95
999-0000-1033	Cash Water Operating Fund	29,055.46	0.00	29,055.46
<b>CASH IN BANK</b>				
<b>TOTAL CLAIM ON CASH</b>				
999-0000-1000	Cash in Bank	21,109,710.81	449,238.63	21,558,949.44
<b>CASH IN BANK</b>				
<b>TOTAL CASH IN BANK</b>				
<b>TOTAL DUE TO OTHER FUNDS</b>				
999-0000-2500	Due to Other Funds	21,109,670.81	449,198.63	21,558,869.44
<b>DUE TO OTHER FUNDS</b>				
<b>TOTAL DUE TO OTHER FUNDS</b>				
21,558,949.44	Claim on Cash	21,558,949.44		
80.00	Difference			
21,558,869.44	Due To Other Funds	21,558,869.44		
80.00	Difference			
21,558,869.44	Cash in Bank	21,558,869.44		
	Due To Other Funds		449,198.63	
	Difference			0.00

ACCOUNT #	ACCOUNT NAME	BEGINNING BALANCE	CURRENT ACTIVITY	CURRENT BALANCE
001-0000-2001	Accounts Payable Pending	0.00	(7,664.50)	(7,664.50)
002-0000-2001	Accounts Payable Pending	0.00	0.00	0.00
003-0000-2001	Accounts Payable Pending	0.00	0.00	0.00
005-0000-2001	Accounts Payable Pending	0.00	49,999.39	49,999.39
020-0000-2001	Accounts Payable Pending	0.00	0.00	0.00
031-0000-2001	Accounts Payable Pending	0.00	0.00	0.00
045-0000-2001	Accounts Payable Pending	0.00	0.00	0.00
051-0000-2001	Accounts Payable Pending	0.00	0.00	0.00
055-0000-2001	Accounts Payable Pending	0.00	0.00	0.00
061-0000-2001	Accounts Payable Pending	0.00	0.00	0.00
062-0000-2001	Accounts Payable Pending	0.00	0.00	0.00
080-0000-2001	Accounts Payable Pending	0.00	0.00	0.00
500-0000-2001	Accounts Payable Pending	0.00	0.00	0.00
510-0000-2001	Accounts Payable Pending	0.00	0.00	0.00
515-0000-2001	Accounts Payable Pending	0.00	0.00	0.00
525-0000-2001	Accounts Payable Pending	0.00	0.00	0.00
535-0000-2001	Accounts Payable Pending	0.00	0.00	0.00
550-0000-2001	Accounts Payable Pending	0.00	0.00	0.00
555-0000-2001	Accounts Payable Pending	0.00	0.00	0.00
999-0000-1551	Due From General Fund	0.00	7,664.50	7,664.50
999-0000-1552	Due From Sales Tax Fund	0.00	0.00	0.00
999-0000-1553	Due From Franchise Fees Fund	49,999.39	(49,999.39)	0.00
999-0000-1554	Due From Designated Tax Fund	0.00	0.00	0.00
999-0000-1555	Due From Animal Control Donation	0.00	0.00	0.00
999-0000-1556	Due From Act 1809 of 2001 Court Auto	0.00	0.00	0.00
999-0000-1557	Due From Park 1/8 SalesTax O & M	0.00	0.00	0.00
999-0000-1558	Due From Act 833 of 1991 Fire	0.00	0.00	0.00
999-0000-1559	Due From Fire 3/8 SalesTax	0.00	0.00	0.00
999-0000-1560	Due From Act 918 of 1983 Police	0.00	0.00	0.00
999-0000-1561	Due From Act 988 of 1991 Emerg Veh	0.00	0.00	0.00
999-0000-1562	Due From Street Fund	0.00	0.00	0.00
999-0000-1563	Due From Revenue Fund - Water & WW	0.00	0.00	0.00
999-0000-1564	Due From Water Operating Fund	0.00	0.00	0.00
999-0000-1565	Due From Stormwater Utility Fund	0.00	0.00	0.00
999-0000-1566	Due From Depreciation - WW	0.00	0.00	0.00
999-0000-1567	Due From Sub-Div Impact WW	0.00	0.00	0.00
999-0000-1568	Due From Impact - Water	0.00	0.00	0.00
999-0000-1569	Due From Impact - WW	0.00	0.00	0.00
<b>TOTAL DUE FROM OTHER FUNDS</b>		<b>49,999.39</b>	<b>(42,334.89)</b>	<b>7,664.50</b>
<b>ACCOUNTS PAYABLE</b>				
<b>999-0000-2000</b>	<b>Accounts Payable</b>	<b>(49,999.39)</b>	<b>42,334.89</b>	<b>(7,664.50)</b>
<b>TOTAL ACCOUNTS PAYABLE</b>		<b>(49,999.39)</b>	<b>42,334.89</b>	<b>(7,664.50)</b>
<b>AP Pending</b>	<b>AP Pending</b>	<b>(7,664.50)</b>		<b>(7,664.50)</b>
<b>Due From Other Funds</b>	<b>Accounts Payable</b>	<b>(7,664.50)</b>		<b>(7,664.50)</b>
<b>Difference</b>	<b>Difference</b>	<b>0.00</b>		<b>0.00</b>



Bryant, AR

# Balance Sheet

## Account Summary

As Of 10/31/2023

Category	001 - General Fund	002 - Sales Tax Fund	003 - Franchise Fees Fund	005 - Designated Tax Fund	007 - Investment Account	010 - Electronic Tax	045 - Park 1/8 SalesTax O & M	Total
<b>Asset</b>								
A01 - Cash & Equivalents	4,599,426.87	3,392,718.62	4,351,834.21	2,509,988.04	803,851.53	7,264.43	357,232.33	16,022,316.03
A10 - Receivables	6,617.02	0.00	0.00	0.00	0.00	0.00	0.00	6,617.02
<b>Total Asset:</b>	<b>4,606,043.89</b>	<b>3,392,718.62</b>	<b>4,351,834.21</b>	<b>2,509,988.04</b>	<b>803,851.53</b>	<b>7,264.43</b>	<b>357,232.33</b>	<b>16,028,933.05</b>
<b>Liability</b>								
L01 - Current Liabilities	34,236.32	0.00	0.00	0.00	0.00	7,264.43	0.00	41,500.75
<b>Total Liability:</b>	<b>34,236.32</b>	<b>0.00</b>	<b>0.00</b>	<b>0.00</b>	<b>0.00</b>	<b>7,264.43</b>	<b>0.00</b>	<b>41,500.75</b>
<b>Equity</b>								
Q30 - Equity	5,967,526.05	3,232,963.68	3,808,152.22	2,350,233.10	2,122,972.15	0.00	337,260.46	17,819,107.66
<b>Total Total Beginning Equity:</b>	<b>5,967,526.05</b>	<b>3,232,963.68</b>	<b>3,808,152.22</b>	<b>2,350,233.10</b>	<b>2,122,972.15</b>	<b>0.00</b>	<b>337,260.46</b>	<b>17,819,107.66</b>
Total Revenue	15,623,710.28	5,418,094.94	1,370,058.10	5,418,094.94	5,700.08	0.00	677,261.87	28,512,920.21
Total Expense	17,019,428.76	5,258,340.00	826,376.11	5,258,340.00	1,324,820.70	0.00	657,290.00	30,344,595.57
Revenues Over/Under Expenses	-1,395,718.48	159,754.94	543,681.99	159,754.94	-1,319,120.62	0.00	19,971.87	-1,831,675.36
<b>Total Equity and Current Surplus (Deficit):</b>	<b>4,571,807.57</b>	<b>3,392,718.62</b>	<b>4,351,834.21</b>	<b>2,509,988.04</b>	<b>803,851.53</b>	<b>0.00</b>	<b>357,232.33</b>	<b>15,987,432.30</b>
<b>Total Liabilities, Equity and Current Surplus (Deficit):</b>	<b>4,606,043.89</b>	<b>3,392,718.62</b>	<b>4,351,834.21</b>	<b>2,509,988.04</b>	<b>803,851.53</b>	<b>7,264.43</b>	<b>357,232.33</b>	<b>16,028,933.05</b>



Bryant, AR

# Balance Sheet Account Summary

AS OF 10/31/2023

Category	020 - Animal Control Donatio	051 - Act 833 of 1991 Fire	055 - Fire 3/8 SalesTax	061 - Act 918 of 1983 Police	062 - Act 988 of 1991 Emerg Veh	066 - Federal Drug Control	068 - State Drug Control	Total
Asset								
A01 - Cash & Equivalents	59,097.25	77,079.58	786,222.02	58,361.12	35,431.68	29,256.18	24,333.40	1,069,781.23
<b>Total Asset:</b>	<b>59,097.25</b>	<b>77,079.58</b>	<b>786,222.02</b>	<b>58,361.12</b>	<b>35,431.68</b>	<b>29,256.18</b>	<b>24,333.40</b>	<b>1,069,781.23</b>
Liability								
L01 - Current Liabilities	47,022.89	0.00	0.00	0.00	0.00	0.00	0.00	47,022.89
<b>Total Liability:</b>	<b>47,022.89</b>	<b>0.00</b>	<b>0.00</b>	<b>0.00</b>	<b>0.00</b>	<b>0.00</b>	<b>0.00</b>	<b>47,022.89</b>
Equity								
Q30 - Equity	13,058.78	92,240.22	726,316.45	51,252.04	32,810.89	29,254.97	23,125.93	968,059.28
<b>Total Total Beginning Equity:</b>	<b>13,058.78</b>	<b>92,240.22</b>	<b>726,316.45</b>	<b>51,252.04</b>	<b>32,810.89</b>	<b>29,254.97</b>	<b>23,125.93</b>	<b>968,059.28</b>
Total Revenue	0.00	32,662.74	2,031,785.57	13,426.40	2,620.79	1.21	1,207.47	2,081,704.18
Total Expense	984.42	47,823.38	1,971,880.00	6,317.32	0.00	0.00	0.00	2,027,005.12
Revenues Over/Under Expenses	-984.42	-15,160.64	59,905.57	7,109.08	2,620.79	1.21	1,207.47	54,699.06
<b>Total Equity and Current Surplus (Deficit):</b>	<b>12,074.36</b>	<b>77,079.58</b>	<b>786,222.02</b>	<b>58,361.12</b>	<b>35,431.68</b>	<b>29,256.18</b>	<b>24,333.40</b>	<b>1,022,758.34</b>
<b>Total Liabilities, Equity and Current Surplus (Deficit):</b>	<b>59,097.25</b>	<b>77,079.58</b>	<b>786,222.02</b>	<b>58,361.12</b>	<b>35,431.68</b>	<b>29,256.18</b>	<b>24,333.40</b>	<b>1,069,781.23</b>



Bryant, AR

# Balance Sheet Account Summary

AS OF 10/31/2023

Category	030 - Act 1256 of 1995 Court	031 - Act 1809 of 2001 Court Auto	Total
<b>Asset</b>			
A01 - Cash & Equivalents	1.08	65,451.60	65,452.68
	<b>1.08</b>	<b>65,451.60</b>	<b>65,452.68</b>
<b>Total Asset:</b>			
	1.08	70,200.16	70,201.24
	<b>1.08</b>	<b>70,200.16</b>	<b>70,201.24</b>
<b>Equity</b>			
Q30 - Equity			
Total Revenue	214,934.37	27,259.00	242,193.37
Total Expense	214,934.37	32,007.56	246,941.93
Revenues Over/Under Expenses	0.00	-4,748.56	-4,748.56
	1.08	65,451.60	65,452.68
	<b>1.08</b>	<b>65,451.60</b>	<b>65,452.68</b>
<b>Total Liabilities, Equity and Current Surplus (Deficit):</b>			



Bryant, AR

# Balance Sheet Account Summary

As Of 10/31/2023

Category	080 - Street Fun	182 - 2023 Improvement Revenue Bond Fund	183 - 2023 Street Bond DSR	185 - Street Bond 2016 DS	186 - Street Bond 2016 DSR	187 - 2016 Street Construction Fu	188 - 2023 Improvement Fund	Total
<b>Asset</b>								
A01 - Cash & Equivalents	2,005,235.26	150,214.01	596,667.33	358,320.93	335,383.00	0.00	7,571,829.89	11,017,650.42
A10 - Receivables	0.00	0.00	0.00	0.00	0.00	0.00	0.00	0.00
A30 - Fixed Assets	0.00	0.00	0.00	0.00	0.00	0.00	0.00	0.00
A50 - Other Assets	0.00	0.00	0.00	0.00	0.00	0.00	0.00	0.00
<b>Total Asset:</b>	<b>2,005,235.26</b>	<b>150,214.01</b>	<b>596,667.33</b>	<b>358,320.93</b>	<b>335,383.00</b>	<b>0.00</b>	<b>7,571,829.89</b>	<b>11,017,650.42</b>
<b>Liability</b>								
L01 - Current Liabilities	0.00	0.00	0.00	0.00	0.00	0.00	0.00	0.00
<b>Total Liability:</b>	<b>0.00</b>	<b>0.00</b>	<b>0.00</b>	<b>0.00</b>	<b>0.00</b>	<b>0.00</b>	<b>0.00</b>	<b>0.00</b>
<b>Equity</b>								
Q30 - Equity	2,557,926.24	0.00	0.00	459,035.17	324,793.75	3,453,349.31	0.00	6,795,104.47
<b>Total Total Beginning Equity:</b>	<b>2,557,926.24</b>	<b>0.00</b>	<b>0.00</b>	<b>459,035.17</b>	<b>324,793.75</b>	<b>3,453,349.31</b>	<b>0.00</b>	<b>6,795,104.47</b>
Total Revenue	3,664,064.98	150,214.01	596,667.33	539,937.82	12,694.54	4,565,296.61	10,119,761.20	19,648,636.49
Total Expense	4,216,755.96	0.00	0.00	640,652.06	2,105.29	8,018,645.92	2,547,931.31	15,426,090.54
<b>Revenues Over/Under Expenses</b>	<b>-552,690.98</b>	<b>150,214.01</b>	<b>596,667.33</b>	<b>-100,714.24</b>	<b>10,589.25</b>	<b>-3,453,349.31</b>	<b>7,571,829.89</b>	<b>4,222,545.95</b>
<b>Total Equity and Current Surplus (Deficit):</b>	<b>2,005,235.26</b>	<b>150,214.01</b>	<b>596,667.33</b>	<b>358,320.93</b>	<b>335,383.00</b>	<b>0.00</b>	<b>7,571,829.89</b>	<b>11,017,650.42</b>
<b>Total Liabilities, Equity and Current Surplus (Deficit):</b>	<b>2,005,235.26</b>	<b>150,214.01</b>	<b>596,667.33</b>	<b>358,320.93</b>	<b>335,383.00</b>	<b>0.00</b>	<b>7,571,829.89</b>	<b>11,017,650.42</b>



Bryant, AR

# Balance Sheet Account Summary

As Of 10/31/2023

Category	090 - Long Term Governmental Capital Asset Fund	110 - Special Redemp - 2016 Bond	113 - Debt Service Reserve Fund	114 - 2016 Bond Fund	167 - 2022 Amend 78	700 - A/P Tax Commission	Total
Asset							
A01 - Cash & Equivalents	0.00	45,139.50	742,409.38	2,110,993.22	0.00	0.00	2,898,542.10
A30 - Fixed Assets	59,459,822.18	0.00	0.00	0.00	0.00	0.00	59,459,822.18
<b>Total Asset:</b>	<b>59,459,822.18</b>	<b>45,139.50</b>	<b>742,409.38</b>	<b>2,110,993.22</b>	<b>0.00</b>	<b>0.00</b>	<b>62,358,364.28</b>
Liability							
L01 - Current Liabilities	0.00	0.00	0.00	59,153.00	0.00	0.00	59,153.00
<b>Total Liability:</b>	<b>0.00</b>	<b>0.00</b>	<b>0.00</b>	<b>59,153.00</b>	<b>0.00</b>	<b>0.00</b>	<b>59,153.00</b>
Equity							
Q30 - Equity	45,482,873.81	14,809.51	742,409.38	793,898.31	301,526.35	233,654.64	47,569,172.00
<b>Total Total Beginning Equity:</b>	<b>45,482,873.81</b>	<b>14,809.51</b>	<b>742,409.38</b>	<b>793,898.31</b>	<b>301,526.35</b>	<b>233,654.64</b>	<b>47,569,172.00</b>
Total Revenue	0.00	30,329.99	29,230.12	2,765,082.54	-301,526.35	146.49	2,523,262.79
Total Expense	-13,976,948.37	0.00	29,230.12	1,507,140.63	0.00	233,801.13	-12,206,776.49
Revenues Over/Under Expenses	13,976,948.37	30,329.99	0.00	1,257,941.91	-301,526.35	-233,654.64	14,730,039.28
<b>Total Equity and Current Surplus (Deficit):</b>	<b>59,459,822.18</b>	<b>45,139.50</b>	<b>742,409.38</b>	<b>2,051,840.22</b>	<b>0.00</b>	<b>0.00</b>	<b>62,299,211.28</b>
<b>Total Liabilities, Equity and Current Surplus (Deficit):</b>	<b>59,459,822.18</b>	<b>45,139.50</b>	<b>742,409.38</b>	<b>2,110,993.22</b>	<b>0.00</b>	<b>0.00</b>	<b>62,358,364.28</b>



Bryant, AR

# Balance Sheet Account Summary

As Of 10/31/2023

Category	500 - Water Fun	510 - Wastewater Fun	515 - Stormwater Utili	525 - Depreciation - WW	535 - Sub-Div Impact WW	550 - Impact - Water	555 - Impact - WW	Total
<b>Asset</b>								
A01 - Cash & Equivalents	-854,099.44	878,561.65	758,586.96	1,917,408.95	27,747.94	316,202.06	28,400.00	3,072,808.12
A10 - Receivables	588,043.25	0.00	0.00	0.00	0.00	0.00	0.00	588,043.25
A30 - Fixed Assets	18,142,882.36	19,987,471.48	3,622,789.83	0.00	0.00	0.00	0.00	41,753,143.67
A50 - Other Assets	0.00	389,753.86	0.00	0.00	0.00	0.00	0.00	389,753.86
<b>Total Asset:</b>	<b>17,876,826.17</b>	<b>21,255,786.99</b>	<b>4,381,376.79</b>	<b>1,917,408.95</b>	<b>27,747.94</b>	<b>316,202.06</b>	<b>28,400.00</b>	<b>45,803,748.90</b>
<b>Liability</b>								
L01 - Current Liabilities	771,599.56	1,023,062.67	0.00	0.00	0.00	0.00	0.00	1,794,662.23
L80 - Long Term Liabilities	5,208,782.25	7,429,702.10	0.00	0.00	0.00	0.00	0.00	12,638,484.35
<b>Total Liability:</b>	<b>5,980,381.81</b>	<b>8,452,764.77</b>	<b>0.00</b>	<b>0.00</b>	<b>0.00</b>	<b>0.00</b>	<b>0.00</b>	<b>14,433,146.58</b>
<b>Equity</b>								
Q30 - Equity	10,195,800.18	11,583,716.74	2,451,911.53	1,549,934.31	27,747.94	274,163.06	273,325.74	26,356,599.50
<b>Total Total Beginning Equity:</b>	<b>10,195,800.18</b>	<b>11,583,716.74</b>	<b>2,451,911.53</b>	<b>1,549,934.31</b>	<b>27,747.94</b>	<b>274,163.06</b>	<b>273,325.74</b>	<b>26,356,599.50</b>
Total Revenue	8,999,531.47	4,433,375.61	1,929,465.26	367,474.64	0.00	42,039.00	28,900.00	15,800,785.98
Total Expense	7,298,887.29	3,214,070.13	0.00	0.00	0.00	0.00	273,825.74	10,786,783.16
<b>Revenues Over/Under Expenses</b>	<b>1,700,644.18</b>	<b>1,219,305.48</b>	<b>1,929,465.26</b>	<b>367,474.64</b>	<b>0.00</b>	<b>42,039.00</b>	<b>-244,925.74</b>	<b>5,014,002.82</b>
<b>Total Equity and Current Surplus (Deficit):</b>	<b>11,896,444.36</b>	<b>12,803,022.22</b>	<b>4,381,376.79</b>	<b>1,917,408.95</b>	<b>27,747.94</b>	<b>316,202.06</b>	<b>28,400.00</b>	<b>31,370,602.32</b>
<b>Total Liabilities, Equity and Current Surplus (Deficit):</b>	<b>17,876,826.17</b>	<b>21,255,786.99</b>	<b>4,381,376.79</b>	<b>1,917,408.95</b>	<b>27,747.94</b>	<b>316,202.06</b>	<b>28,400.00</b>	<b>45,803,748.90</b>





Bryant, AR

# Balance Sheet

## Account Summary

As Of 10/31/2023

Category	604 - W/WW Ref Rev 2017 Bd Fr	606 - W/WW Ref Rev Bonds 2017 DSR	Total
<b>Asset</b>			
A01 - Cash & Equivalents	181,261.72	272,554.01	453,815.73
	<b>181,261.72</b>	<b>272,554.01</b>	<b>453,815.73</b>
<b>Equity</b>			
Q30 - Equity	98,851.29	262,250.00	361,101.29
	<b>98,851.29</b>	<b>262,250.00</b>	<b>361,101.29</b>
Total Revenue	220,263.12	10,304.01	230,567.13
Total Expense	137,852.69	0.00	137,852.69
<b>Revenues Over/Under Expenses</b>	<b>82,410.43</b>	<b>10,304.01</b>	<b>92,714.44</b>
Total Equity and Current Surplus (Deficit):	<b>181,261.72</b>	<b>272,554.01</b>	<b>453,815.73</b>
Total Liabilities, Equity and Current Surplus (Deficit):	<b>181,261.72</b>	<b>272,554.01</b>	<b>453,815.73</b>





Bryant, AR

# Budget Report Account Summary

For Fiscal: 2023 Period Ending: 10/31/2023

Fund: 001 - General Fund		Original	Current	Period	Fiscal	Variance		
Department: 0100 - Administration		Total Budget	Total Budget	Activity	Activity	Favorable		
Revenue						(Unfavorable)		
Category: R15 - Taxes - Property						Remaining		
001-0100-4150	State Turnback	308,400.00	308,400.00	21,176.17	271,812.96	0.00	-36,587.04	11.86 %
001-0100-4151	Saline County Treasurer	564,000.00	564,000.00	60,257.52	526,218.22	0.00	-37,781.78	6.70 %
Category: R15 - Taxes - Property Total:		872,400.00	872,400.00	81,433.69	798,031.18	0.00	-74,368.82	8.52 %
Category: R60 - Miscellaneous Revenue		1,000.00	34,000.00	0.00	34,478.28	0.00	478.28	101.41 %
Miscellaneous Revenue		1,000.00	34,000.00	0.00	34,478.28	0.00	478.28	1.41 %
Category: R62 - Intergovernmental Tsfrs		6,310,008.00	6,310,008.00	525,834.00	5,258,340.00	0.00	-1,051,668.00	16.67 %
001-0100-4627	Xfer from Sales Tax	175,000.00	175,000.00	14,583.33	145,833.30	0.00	-29,166.70	16.67 %
001-0100-4629	Xfer Franchise Tax	6,485,008.00	6,485,008.00	540,417.33	5,404,173.30	0.00	-1,080,834.70	16.67 %
Category: R85 - Interest Revenue		1,000.00	1,000.00	29,875.46	120,443.60	0.00	119,443.60	2,044.36 %
Interest Revenue		1,000.00	1,000.00	29,875.46	120,443.60	0.00	119,443.60	11,944.36 %
Category: R85 - Interest Revenue Total:		1,000.00	1,000.00	29,875.46	120,443.60	0.00	119,443.60	11,944.36 %
Revenue Total:		7,359,408.00	7,392,408.00	651,726.48	6,357,126.36	0.00	-1,035,281.64	14.00 %
Expense								
Category: E01 - Personnel Expense		1,027,681.78	970,045.78	72,084.25	784,245.56	0.00	185,800.22	19.15 %
001-0100-5000	Salary Expense	322,496.00	324,038.00	24,343.50	271,308.19	0.00	52,729.81	16.27 %
001-0100-5001	Elected Off. 2009-24,2011-27	-1,372,373.00	-1,372,373.00	-114,364.43	-1,143,644.30	0.00	-228,728.70	16.67 %
001-0100-5005	SWB Reimbursement	5,000.00	5,000.00	101.66	4,047.63	0.00	952.37	19.05 %
001-0100-5010	Overtime Expense	100,626.76	91,766.76	7,237.95	79,696.29	0.00	12,070.47	13.15 %
001-0100-5020	FICA Expense	960.00	960.00	8.61	350.35	0.00	609.65	63.51 %
001-0100-5022	Unemployment Expense	1,600.00	550.00	0.00	395.39	0.00	154.61	28.11 %
001-0100-5025	Worker's Comp Expense	207,001.05	189,383.05	14,013.91	159,040.14	0.00	30,342.91	16.02 %
001-0100-5030	APERS Expense	168,005.28	147,903.28	9,642.28	106,778.82	0.00	41,124.46	27.80 %
001-0100-5040	Health Insurance Expense	4,000.00	4,000.00	985.88	2,957.64	0.00	1,042.36	26.06 %
001-0100-5042	Employee Assistance Program	800.00	800.00	0.00	0.00	0.00	800.00	100.00 %
001-0100-5050	Physical & Drug Screen Exp	300.00	300.00	25.00	250.00	0.00	50.00	16.67 %
001-0100-5054	Bring Your Own Device - Phone	500.00	500.00	0.00	0.00	0.00	500.00	100.00 %
001-0100-5055	Uniform Expense	6,000.00	6,000.00	0.00	4,615.20	0.00	1,384.80	23.08 %
001-0100-5057	Vehicle Allowance							

**Budget Report**

For Fiscal: 2023 Period Ending: 10/31/2023

	Original Total Budget	Current Total Budget	Period Activity	Fiscal Activity	Encumbrances	Variance Favorable (Unfavorable)	Percent Remaining
001-0100-5060	25,700.00	25,700.00	0.00	12,969.31	0.00	12,730.69	49.54 %
001-0100-5062	9,706.00	9,706.00	0.00	2,502.03	0.00	7,203.97	74.22 %
001-0100-5063	1,000.00	1,000.00	0.00	0.00	0.00	1,000.00	100.00 %
001-0100-5065	100.00	100.00	0.00	0.00	0.00	100.00	100.00 %
<b>Category: E01 - Personnel Expense Total:</b>							
	<b>509,103.87</b>	<b>405,379.87</b>	<b>14,078.61</b>	<b>285,512.25</b>	<b>0.00</b>	<b>119,867.62</b>	<b>29.57%</b>
<b>Category: E10 - Building &amp; Grounds Exp</b>							
001-0100-5102	5,000.00	14,383.77	2,303.39	19,682.40	0.00	-5,298.63	-36.84 %
001-0100-5104	5,500.00	5,500.00	3,203.55	9,301.42	700.00	-4,501.42	-81.84 %
001-0100-5110	8,400.00	8,400.00	583.31	5,098.17	0.00	3,301.83	39.31 %
001-0100-5111	1,000.00	1,000.00	5.23	990.35	0.00	9.65	0.97 %
001-0100-5112	750.00	750.00	82.87	745.68	0.00	4.32	0.58 %
001-0100-5115	8,640.24	8,640.24	1,357.27	7,472.45	0.00	1,167.79	13.52 %
001-0100-5116	7,440.00	7,440.00	573.59	6,466.75	0.00	973.25	13.08 %
001-0100-5120	4,136.00	5,000.00	6,217.04	6,217.04	0.00	-1,217.04	-24.34 %
001-0100-5130	1,080.00	1,080.00	174.84	894.90	0.00	185.10	17.14 %
001-0100-5142	4,500.00	4,500.00	225.02	4,967.32	65.90	-533.22	-11.85 %
001-0100-5145	1,000.00	1,000.00	0.00	0.00	0.00	1,000.00	100.00 %
<b>Category: E10 - Building &amp; Grounds Exp Total:</b>							
	<b>47,446.24</b>	<b>57,694.01</b>	<b>14,726.11</b>	<b>61,836.48</b>	<b>765.90</b>	<b>-4,908.37</b>	<b>-8.51%</b>
<b>Category: E20 - Vehicle Expense</b>							
001-0100-5200	1,500.00	1,500.00	194.01	2,089.75	0.00	-589.75	-39.32 %
001-0100-5212	1,000.00	1,000.00	0.00	82.72	0.00	917.28	91.73 %
001-0100-5225	1,500.00	1,150.00	0.00	0.00	0.00	1,150.00	100.00 %
<b>Category: E20 - Vehicle Expense Total:</b>							
	<b>4,000.00</b>	<b>3,650.00</b>	<b>194.01</b>	<b>2,172.47</b>	<b>0.00</b>	<b>1,477.53</b>	<b>40.48%</b>
<b>Category: E30 - Supply Expense</b>							
001-0100-5300	4,500.00	4,500.00	2,188.70	8,019.72	210.05	-3,729.77	-82.88 %
001-0100-5334	2,000.00	2,000.00	0.00	0.00	0.00	2,000.00	100.00 %
001-0100-5350	1,400.00	1,400.00	1,619.14	2,894.55	125.00	-1,619.55	-115.68 %
<b>Category: E30 - Supply Expense Total:</b>							
	<b>7,900.00</b>	<b>7,900.00</b>	<b>3,807.84</b>	<b>10,914.27</b>	<b>335.05</b>	<b>-3,349.32</b>	<b>-42.40%</b>
<b>Category: E40 - Operations Expense</b>							
001-0100-5480	76,212.00	76,212.00	65,911.74	69,408.79	0.00	6,803.21	8.93 %
001-0100-5505	13,500.00	13,500.00	5,029.47	12,634.81	0.00	865.19	6.41 %
001-0100-5506	7,100.00	7,100.00	0.00	5,322.94	0.00	1,777.06	25.03 %
001-0100-5510	500.00	500.00	0.00	35.69	0.00	464.31	92.86 %
001-0100-5535	2,500.00	2,500.00	327.00	5,229.00	0.00	-2,729.00	-109.16 %
<b>Category: E40 - Operations Expense Total:</b>							
	<b>99,812.00</b>	<b>99,812.00</b>	<b>71,268.21</b>	<b>92,631.23</b>	<b>0.00</b>	<b>7,180.77</b>	<b>7.19%</b>
<b>Category: E55 - Professional Services</b>							
001-0100-5550	12,750.00	12,750.00	0.00	0.00	0.00	12,750.00	100.00 %
001-0100-5553	7,500.00	2,500.00	261.90	460.65	0.00	2,039.35	81.57 %
001-0100-5583	12,000.00	12,000.00	0.00	468.28	0.00	11,531.72	96.10 %
001-0100-5586	61,440.00	61,440.00	122.77	17,795.91	11,629.78	32,014.31	52.11 %

**Budget Report**

For Fiscal: 2023 Period Ending: 10/31/2023

	Original Total Budget	Current Total Budget	Period Activity	Fiscal Activity	Encumbrances	Variance Favorable (Unfavorable)	Percent Remaining
001-0100-5588	2,500.00	1,500.00	0.00	0.00	0.00	1,500.00	100.00 %
001-0100-5589	100.00	100.00	0.00	0.00	0.00	100.00	100.00 %
<b>Category: E55 - Professional Services Total:</b>	<b>96,290.00</b>	<b>90,290.00</b>	<b>384.67</b>	<b>18,724.84</b>	<b>11,629.78</b>	<b>59,935.38</b>	<b>66.38%</b>
<b>Category: E60 - Miscellaneous Expense</b>							
001-0100-5600	100.00	100.00	0.00	1,082.16	0.00	-982.16	-982.16 %
001-0100-5608	14,520.00	14,520.00	10,920.00	18,170.87	0.00	-3,650.87	-25.14 %
<b>Category: E60 - Miscellaneous Expense Total:</b>	<b>14,620.00</b>	<b>14,620.00</b>	<b>10,920.00</b>	<b>19,253.03</b>	<b>0.00</b>	<b>-4,633.03</b>	<b>-31.69%</b>
<b>Category: E68 - Donation Expense</b>							
001-0100-5680	50,000.00	50,000.00	12,500.00	50,000.00	0.00	0.00	0.00 %
001-0100-5681	30,000.00	35,000.00	7,500.00	34,914.96	0.00	85.04	0.24 %
001-0100-5682	10,000.00	10,000.00	0.00	10,000.00	0.00	0.00	0.00 %
<b>Category: E68 - Donation Expense Total:</b>	<b>90,000.00</b>	<b>95,000.00</b>	<b>20,000.00</b>	<b>94,914.96</b>	<b>0.00</b>	<b>85.04</b>	<b>0.09%</b>
<b>Department: 0100 - Administration Surplus (Deficit):</b>	<b>869,172.11</b>	<b>774,345.88</b>	<b>135,379.45</b>	<b>585,959.53</b>	<b>12,730.73</b>	<b>175,655.62</b>	<b>22.68%</b>
<b>Department: 0110 - Information Technology</b>	<b>6,490,235.89</b>	<b>6,618,062.12</b>	<b>516,347.03</b>	<b>5,771,166.83</b>	<b>-12,730.73</b>	<b>-859,626.02</b>	<b>12.95%</b>
<b>Expense</b>							
<b>Category: E01 - Personnel Expense</b>							
001-0110-5050	6,000.00	6,000.00	576.00	2,156.00	0.00	3,844.00	64.07 %
<b>Category: E01 - Personnel Expense Total:</b>	<b>6,000.00</b>	<b>6,000.00</b>	<b>576.00</b>	<b>2,156.00</b>	<b>0.00</b>	<b>3,844.00</b>	<b>64.07%</b>
<b>Category: E60 - Miscellaneous Expense</b>							
001-0110-5604	36,500.00	36,500.00	3,034.69	42,369.83	0.00	-5,869.83	-16.08 %
001-0110-5606	25,000.00	25,000.00	823.87	3,126.41	13,817.58	8,056.01	32.22 %
001-0110-5608	86,075.00	88,575.00	2,319.58	110,704.73	-64.33	-22,065.40	-24.91 %
001-0110-5610	8,000.00	38,000.00	0.00	37,315.10	700.00	-15.10	-0.04 %
001-0110-5612	1,000.00	1,000.00	0.00	28.00	0.00	972.00	97.20 %
001-0110-5614	22,800.00	22,800.00	2,149.52	25,023.86	500.00	-2,723.86	-11.95 %
<b>Category: E60 - Miscellaneous Expense Total:</b>	<b>179,375.00</b>	<b>211,875.00</b>	<b>8,327.66</b>	<b>218,567.93</b>	<b>14,953.25</b>	<b>-21,646.18</b>	<b>-10.22%</b>
<b>Category: E80 - Fixed Assets</b>							
001-0110-5808	0.00	35,000.00	0.00	0.00	0.00	35,000.00	100.00 %
001-0110-5810	0.00	75,597.09	0.00	0.00	75,529.92	67.17	0.09 %
001-0110-5898	0.00	0.00	0.00	30,000.00	0.00	-30,000.00	0.00 %
<b>Category: E80 - Fixed Assets Total:</b>	<b>0.00</b>	<b>110,597.09</b>	<b>0.00</b>	<b>30,000.00</b>	<b>75,529.92</b>	<b>5,067.17</b>	<b>4.58%</b>
<b>Department: 0110 - Information Technology Total:</b>	<b>185,375.00</b>	<b>328,472.09</b>	<b>8,903.66</b>	<b>250,723.93</b>	<b>90,483.17</b>	<b>-12,735.01</b>	<b>-3.88%</b>
<b>Department: 0110 - Information Technology Total:</b>	<b>185,375.00</b>	<b>328,472.09</b>	<b>8,903.66</b>	<b>250,723.93</b>	<b>90,483.17</b>	<b>-12,735.01</b>	<b>-3.88%</b>

Budget Report

Department: 0120 - Planning & Development

	Original Total Budget	Current Total Budget	Period Activity	Fiscal Activity	Encumbrances	Variance Favorable (Unfavorable) Remaining	Percent Remaining
Revenue	90,000.00	90,000.00	11,398.06	114,499.25	0.00	24,499.25	127.22 %
Category: R10 - Taxes - Sales	90,000.00	90,000.00	11,398.06	114,499.25	0.00	24,499.25	27.22%
Alcohol Sales Tax Collected							
Category: R20 - Licenses Permits & Fees	10,000.00	10,000.00	328.20	6,298.29	0.00	-3,701.71	37.02 %
Act 474 Commercial SurCharge	3,000.00	3,000.00	-125.00	1,200.00	0.00	-1,800.00	60.00 %
Annex/Rezoning Fees	150,000.00	150,000.00	2,800.00	75,456.25	0.00	-74,543.75	49.70 %
Business Licenses	6,500.00	6,500.00	1,660.75	11,289.70	0.00	4,789.70	173.69 %
Commercial Remodel Permits	90,000.00	90,000.00	6,146.58	68,358.40	0.00	-21,641.60	24.05 %
Electrical Permits	50,000.00	50,000.00	3,843.98	55,591.48	0.00	5,591.48	111.18 %
HVAC Permits	5,000.00	5,000.00	300.00	1,300.00	0.00	-3,700.00	74.00 %
Mobile Home Permits	60,000.00	60,000.00	0.00	8,278.20	0.00	-51,721.80	86.20 %
New Commercial Permits	3,000.00	3,000.00	230.00	4,269.00	0.00	-1,269.00	142.30 %
Permits - Other	50,000.00	50,000.00	2,688.09	32,033.69	0.00	-17,966.31	35.93 %
Plumbing/Gas Inspections	5,000.00	5,000.00	505.00	8,305.00	0.00	3,305.00	166.10 %
Re - Inspections Fees	40,000.00	40,000.00	6,507.72	32,586.60	0.00	-7,413.40	18.53 %
Residential Building Permits	3,500.00	3,500.00	240.00	4,567.48	0.00	1,067.48	130.50 %
Residential Remodel Permits	250.00	250.00	0.00	0.00	0.00	-250.00	100.00 %
Sanitation License	6,500.00	6,500.00	250.00	9,155.00	0.00	2,655.00	140.85 %
Sign Permits	0.00	0.00	80.00	935.00	0.00	935.00	0.00 %
Solicitation Permits	4,000.00	4,000.00	40.00	3,614.80	0.00	-385.20	9.63 %
Storage Building Permits	4,500.00	4,500.00	63.00	27,015.00	0.00	22,515.00	600.33 %
Subdivision Plat & Filing Fees	6,000.00	6,000.00	0.00	75.00	0.00	-5,925.00	98.75 %
Burn Permit	30,000.00	30,000.00	1,000.00	21,527.83	0.00	-8,472.17	28.24 %
Alcohol Permits - Revenue	527,250.00	527,250.00	26,558.32	371,856.72	0.00	-155,393.28	29.47%
Category: R60 - Miscellaneous Revenue	0.00	0.00	0.00	100.00	0.00	100.00	0.00 %
Miscellaneous Revenue	0.00	0.00	0.00	100.00	0.00	100.00	0.00%
Category: R64 - Reimbursement	0.00	0.00	0.00	1,500.00	0.00	1,500.00	0.00 %
Vacant Home Clean Up	0.00	0.00	1,500.00	1,500.00	0.00	1,500.00	0.00%
Revenue Total:	617,250.00	617,250.00	39,456.38	487,955.97	0.00	-129,294.03	20.95%

Category: E01 - Personnel Expense

Salary Expense	407,986.68	407,986.68	31,803.34	328,325.91	0.00	79,660.77	19.53 %
Overtime Expense	1,500.00	500.00	0.00	97.91	0.00	402.09	80.42 %
FICA Expense	31,325.74	31,325.74	2,377.99	24,608.70	0.00	6,717.04	21.44 %
Unemployment Expense	420.00	420.00	11.30	161.96	0.00	258.04	61.44 %

**Budget Report**

For Fiscal: 2023 Period Ending: 10/31/2023

	Original Total Budget	Current Total Budget	Period Activity	Fiscal Activity	Encumbrances	Variance Favorable (Unfavorable)	Percent Remaining
Worker's Comp Expense	0.00	1,050.00	0.00	1,025.45	0.00	24.55	2.34 %
APERS Expense	60,849.00	60,849.00	4,715.24	48,705.80	0.00	12,143.20	19.96 %
Health Insurance Expense	70,092.49	70,092.49	5,518.18	57,166.12	0.00	12,926.37	18.44 %
Physical & Drug Screen Exp	150.00	150.00	34.97	34.97	0.00	115.03	76.69 %
Uniform Expense	2,000.00	1,000.00	0.00	463.95	0.00	536.05	53.61 %
Travel & Training Expense	12,500.00	12,500.00	603.93	5,896.48	0.00	6,603.52	52.83 %
<b>Category: E01 - Personnel Expense Total:</b>	<b>586,823.91</b>	<b>585,873.91</b>	<b>45,064.95</b>	<b>466,487.25</b>	<b>0.00</b>	<b>119,386.66</b>	<b>20.38%</b>
<b>Category: E10 - Building &amp; Grounds Exp</b>							
Utilities - Electric	1,320.00	1,320.00	145.83	1,274.53	0.00	45.47	3.44 %
Utilities - Gas	240.00	240.00	1.32	247.62	0.00	-7.62	-3.18 %
Utilities - Water	200.00	200.00	20.72	186.60	0.00	13.40	6.70 %
Com Exp - Tel Landline,Interne	1,200.00	1,200.00	308.16	1,176.16	0.00	23.84	1.99 %
Communication Exp - Cellular	5,160.00	5,160.00	318.69	3,204.93	0.00	1,955.07	37.89 %
Insurance - Property	320.00	400.00	0.00	0.00	0.00	400.00	100.00 %
Sanitation	265.00	265.00	43.12	215.60	0.00	49.40	18.64 %
<b>Category: E10 - Building &amp; Grounds Exp Total:</b>	<b>8,705.00</b>	<b>8,785.00</b>	<b>837.84</b>	<b>6,305.44</b>	<b>0.00</b>	<b>2,479.56</b>	<b>28.22%</b>
<b>Category: E20 - Vehicle Expense</b>							
Fuel Expense	9,000.00	9,000.00	796.20	6,345.23	0.00	2,654.77	29.50 %
Service & Repair - Vehicle	1,000.00	13,650.00	191.53	10,390.96	2,362.66	896.38	6.57 %
Insurance Expense - Vehicle	2,400.00	2,093.01	0.00	1,110.41	0.00	982.60	46.95 %
<b>Category: E20 - Vehicle Expense Total:</b>	<b>12,400.00</b>	<b>24,743.01</b>	<b>987.73</b>	<b>17,846.60</b>	<b>2,362.66</b>	<b>4,533.75</b>	<b>18.32%</b>
<b>Category: E30 - Supply Expense</b>							
Supplies - Office	2,500.00	2,500.00	207.21	1,010.75	0.00	1,489.25	59.57 %
Postage Expense	2,000.00	2,000.00	46.43	819.89	125.00	1,055.11	52.76 %
<b>Category: E30 - Supply Expense Total:</b>	<b>4,500.00</b>	<b>4,500.00</b>	<b>253.64</b>	<b>1,830.64</b>	<b>125.00</b>	<b>2,544.36</b>	<b>56.54%</b>
<b>Category: E40 - Operations Expense</b>							
Act 474 Surcharge	10,000.00	10,000.00	138.70	4,357.61	0.00	5,642.39	56.42 %
Credit Card Fees	12,300.00	7,300.00	809.57	2,280.28	0.00	5,019.72	68.76 %
Dues & Subscriptions	23,000.00	23,000.00	40.00	19,982.00	0.00	3,018.00	13.12 %
<b>Category: E40 - Operations Expense Total:</b>	<b>45,300.00</b>	<b>40,300.00</b>	<b>988.27</b>	<b>26,619.89</b>	<b>0.00</b>	<b>13,680.11</b>	<b>33.95%</b>
<b>Category: E55 - Professional Services</b>							
Prof Services - Advertising	2,000.00	1,000.00	0.00	203.30	0.00	796.70	79.67 %
Vacant Home Cleanup	5,000.00	5,000.00	500.00	698.77	0.00	4,301.23	86.02 %
Prof Services - Electrical Ins	17,000.00	17,000.00	3,420.00	30,150.00	2,800.00	-15,950.00	-93.82 %
Prof Services - Engineering	30,000.00	6,000.00	0.00	265.65	0.00	5,734.35	95.57 %
Prof Services - GIS	3,000.00	3,000.00	0.00	0.00	0.00	3,000.00	100.00 %
Prof Services - Printing	700.00	700.00	0.00	170.31	0.00	529.69	75.67 %
<b>Category: E55 - Professional Services Total:</b>	<b>57,700.00</b>	<b>32,700.00</b>	<b>3,920.00</b>	<b>31,488.03</b>	<b>2,800.00</b>	<b>-1,588.03</b>	<b>-4.86%</b>
<b>Category: E60 - Miscellaneous Expense</b>							
Miscellaneous Expense	5,000.00	2,500.00	0.00	428.63	0.00	2,071.37	82.85 %

**Budget Report**

For Fiscal: 2023 Period Ending: 10/31/2023

	Original Total Budget	Current Total Budget	Period Activity	Fiscal Activity	Encumbrances	Variance Favorable (Unfavorable)	Percent Remaining
Software - New & Renewals	25,000.00	53,500.00	0.00	4,083.20	527.50	48,889.30	91.38 %
<b>Category: E60 - Miscellaneous Expense Total:</b>	<b>30,000.00</b>	<b>56,000.00</b>	<b>0.00</b>	<b>4,511.83</b>	<b>527.50</b>	<b>50,960.67</b>	<b>91.00%</b>
<b>Category: E80 - Fixed Assets</b>							
Capital Assets - Vehicles	12,650.00	0.00	0.00	0.00	0.00	0.00	0.00 %
<b>Category: E80 - Fixed Assets Total:</b>	<b>12,650.00</b>	<b>0.00</b>	<b>0.00</b>	<b>0.00</b>	<b>0.00</b>	<b>0.00</b>	<b>0.00%</b>
<b>Category: E85 - Interest Expense</b>							
Interest Expense	300.00	300.00	0.00	0.00	0.00	300.00	100.00 %
<b>Category: E85 - Interest Expense Total:</b>	<b>300.00</b>	<b>300.00</b>	<b>0.00</b>	<b>0.00</b>	<b>0.00</b>	<b>300.00</b>	<b>100.00%</b>
<b>Department: 0120 - Planning &amp; Development Surplus (Deficit):</b>	<b>-141,128.91</b>	<b>-135,951.92</b>	<b>-12,596.05</b>	<b>-67,133.71</b>	<b>-5,815.16</b>	<b>63,003.05</b>	<b>46.34%</b>
<b>Department: 0160 - Engineering Expense</b>							
<b>Category: E01 - Personnel Expense</b>							
Worker's Comp Expense	4,135.00	735.00	0.00	706.71	0.00	28.29	3.85 %
Uniform Expense	2,000.00	1,000.00	0.00	478.29	0.00	521.71	52.17 %
Travel & Training Expense	5,000.00	5,000.00	415.48	2,552.47	0.00	2,447.53	48.95 %
<b>Category: E01 - Personnel Expense Total:</b>	<b>11,135.00</b>	<b>6,735.00</b>	<b>415.48</b>	<b>3,737.47</b>	<b>0.00</b>	<b>2,997.53</b>	<b>44.51%</b>
<b>Category: E10 - Building &amp; Grounds Exp</b>							
Communication Exp - Cellular	2,300.00	2,300.00	178.90	1,785.26	0.00	514.74	22.38 %
<b>Category: E10 - Building &amp; Grounds Exp Total:</b>	<b>2,300.00</b>	<b>2,300.00</b>	<b>178.90</b>	<b>1,785.26</b>	<b>0.00</b>	<b>514.74</b>	<b>22.38%</b>
<b>Category: E20 - Vehicle Expense</b>							
Fuel Expense	7,500.00	7,500.00	1,107.34	8,927.26	0.00	-1,427.26	-19.03 %
Service & Repair - Vehicle	1,200.00	20,200.00	0.00	12,889.89	2,398.44	4,911.67	24.32 %
Insurance Expense - Vehicle	1,700.00	1,913.23	0.00	1,904.81	0.00	8.42	0.44 %
<b>Category: E20 - Vehicle Expense Total:</b>	<b>10,400.00</b>	<b>29,613.23</b>	<b>1,107.34</b>	<b>23,721.96</b>	<b>2,398.44</b>	<b>3,492.83</b>	<b>11.79%</b>
<b>Category: E30 - Supply Expense</b>							
Supplies - Operating	5,000.00	5,000.00	161.63	1,579.00	0.00	3,421.00	68.42 %
<b>Category: E30 - Supply Expense Total:</b>	<b>5,000.00</b>	<b>5,000.00</b>	<b>161.63</b>	<b>1,579.00</b>	<b>0.00</b>	<b>3,421.00</b>	<b>68.42%</b>
<b>Category: E60 - Miscellaneous Expense</b>							
Hardware - New & Renewals	5,000.00	5,000.00	0.00	98.85	0.00	4,901.15	98.02 %
Software - New & Renewals	5,650.00	5,650.00	0.00	0.00	0.00	5,650.00	100.00 %
<b>Category: E60 - Miscellaneous Expense Total:</b>	<b>10,650.00</b>	<b>10,650.00</b>	<b>0.00</b>	<b>98.85</b>	<b>0.00</b>	<b>10,551.15</b>	<b>99.07%</b>
<b>Category: E80 - Fixed Assets</b>							
Capital Assets - Vehicles	19,000.00	0.00	0.00	0.00	0.00	0.00	0.00 %
<b>Category: E80 - Fixed Assets Total:</b>	<b>19,000.00</b>	<b>0.00</b>	<b>0.00</b>	<b>0.00</b>	<b>0.00</b>	<b>0.00</b>	<b>0.00%</b>



**Budget Report**

For Fiscal: 2023 Period Ending: 10/31/2023

	Original Total Budget	Current Total Budget	Period Activity	Fiscal Activity	Encumbrances	Variance Favorable (Unfavorable)	Percent Remaining
<b>Category: E85 - Interest Expense</b>							
Interest Expense	300.00	300.00	0.00	0.00	0.00	300.00	100.00 %
<b>Category: E85 - Interest Expense Total:</b>	<b>300.00</b>	<b>300.00</b>	<b>0.00</b>	<b>0.00</b>	<b>0.00</b>	<b>300.00</b>	<b>100.00%</b>
<b>Expense Total:</b>	<b>58,785.00</b>	<b>54,598.23</b>	<b>1,863.35</b>	<b>30,922.54</b>	<b>2,398.44</b>	<b>21,277.25</b>	<b>38.97%</b>
<b>Department: 0160 - Engineering Total:</b>	<b>58,785.00</b>	<b>54,598.23</b>	<b>1,863.35</b>	<b>30,922.54</b>	<b>2,398.44</b>	<b>21,277.25</b>	<b>38.97%</b>
<b>Department: 0200 - Animal Control Revenue</b>							
<b>Category: R20 - Licenses Permits &amp; Fees</b>							
Adoption Revenue	5,500.00	5,500.00	255.00	3,280.00	0.00	-2,220.00	40.36 %
Misc Revenue - Animal Control	8,000.00	8,000.00	630.93	7,657.95	0.00	-342.05	4.28 %
Dog License Fee	3,500.00	3,500.00	115.00	1,695.00	-25.00	-1,830.00	52.29 %
Spay & Neuter Revenue	12,500.00	12,500.00	500.00	6,975.00	0.00	-5,525.00	44.20 %
<b>Category: R20 - Licenses Permits &amp; Fees Total:</b>	<b>29,500.00</b>	<b>29,500.00</b>	<b>1,500.93</b>	<b>19,607.95</b>	<b>-25.00</b>	<b>-9,917.05</b>	<b>33.62%</b>
<b>Category: R40 - Fines &amp; Forfeitures</b>							
Animal Control Fines	6,000.00	6,000.00	840.00	8,836.20	0.00	2,836.20	147.27 %
<b>Category: R40 - Fines &amp; Forfeitures Total:</b>	<b>6,000.00</b>	<b>6,000.00</b>	<b>840.00</b>	<b>8,836.20</b>	<b>0.00</b>	<b>2,836.20</b>	<b>47.27%</b>
<b>Category: R62 - Intergovernmental Tsfrs</b>							
Xfer Designated Tax	631,002.00	631,002.00	52,583.00	525,830.00	0.00	-105,172.00	16.67 %
<b>Category: R62 - Intergovernmental Tsfrs Total:</b>	<b>631,002.00</b>	<b>631,002.00</b>	<b>52,583.00</b>	<b>525,830.00</b>	<b>0.00</b>	<b>-105,172.00</b>	<b>16.67%</b>
<b>Category: R70 - Grant Revenue</b>							
Grant Revenue	0.00	12,500.00	12,500.00	12,500.00	0.00	0.00	0.00 %
<b>Category: R70 - Grant Revenue Total:</b>	<b>0.00</b>	<b>12,500.00</b>	<b>12,500.00</b>	<b>12,500.00</b>	<b>0.00</b>	<b>0.00</b>	<b>0.00%</b>
<b>Revenue Total:</b>	<b>666,502.00</b>	<b>679,002.00</b>	<b>67,423.93</b>	<b>566,774.15</b>	<b>-25.00</b>	<b>-112,252.85</b>	<b>16.53%</b>
<b>Expense</b>							
<b>Category: E01 - Personnel Expense</b>							
Salary Expense	359,527.79	295,527.79	24,731.82	258,135.05	0.00	37,392.74	12.65 %
SWB Reimbursement	107,426.00	107,426.00	8,952.17	89,521.70	0.00	17,904.30	16.67 %
Overtime Expense	12,000.00	12,000.00	618.48	10,144.24	0.00	1,855.76	15.46 %
FICA Expense	28,421.47	28,421.47	1,877.00	19,891.50	0.00	8,529.97	30.01 %
Unemployment Expense	576.00	576.00	11.51	186.06	0.00	389.94	67.70 %
Worker's Comp Expense	1,900.00	2,700.00	0.00	2,698.03	0.00	1.97	0.07 %
APERS Expense	56,611.66	56,611.66	3,852.64	39,695.50	0.00	16,916.16	29.88 %
Health Insurance Expense	81,998.40	81,998.40	4,513.76	47,618.00	0.00	34,380.40	41.93 %
Physical & Drug Screen Exp	500.00	500.00	0.00	606.47	0.00	-106.47	-21.29 %
Uniform Expense	5,000.00	5,000.00	501.91	5,739.44	46.71	-786.15	-15.72 %
Travel & Training Expense	11,000.00	11,000.00	0.00	2,872.03	1,701.00	6,426.97	58.43 %
First Aid Expense	200.00	200.00	0.00	3.15	0.00	196.85	98.43 %
<b>Category: E01 - Personnel Expense Total:</b>	<b>665,161.32</b>	<b>601,961.32</b>	<b>45,059.29</b>	<b>477,111.17</b>	<b>1,747.71</b>	<b>123,102.44</b>	<b>20.45%</b>

**Budget Report**

For Fiscal: 2023 Period Ending: 10/31/2023

	Original Total Budget	Current Total Budget	Period Activity	Fiscal Activity	Encumbrances	Variance Favorable (Unfavorable)	Percent Remaining
<b>Category: E10 - Building &amp; Grounds Exp</b>							
001-0200-5102	5,000.00	9,000.00	527.51	6,935.30	334.06	1,730.64	19.23 %
001-0200-5104	8,320.00	58,320.00	302.13	2,201.84	164.26	55,953.90	95.94 %
001-0200-5110	10,000.00	10,000.00	755.26	8,004.45	0.00	1,995.55	19.96 %
001-0200-5111	480.00	480.00	10.25	371.01	0.00	108.99	22.71 %
001-0200-5112	500.00	500.00	73.46	620.10	0.00	-120.10	-24.02 %
001-0200-5115	9,500.00	9,500.00	1,061.34	7,534.34	0.00	1,965.66	20.69 %
001-0200-5120	4,440.00	12,940.00	273.14	2,794.99	87.80	10,057.21	77.72 %
001-0200-5130	956.00	1,150.00	1,490.67	1,490.67	0.00	-340.67	-29.62 %
001-0200-5140	1,500.00	1,500.00	250.82	1,254.96	0.00	245.04	16.34 %
001-0200-5142	500.00	500.00	0.00	188.51	0.00	311.49	62.30 %
001-0200-5142	4,000.00	4,000.00	760.29	5,897.09	675.53	-2,572.62	-64.32 %
001-0200-5145	1,500.00	3,000.00	0.00	2,234.63	2,341.41	-1,576.04	-52.53 %
	<b>46,696.00</b>	<b>110,890.00</b>	<b>5,504.87</b>	<b>39,527.89</b>	<b>3,603.06</b>	<b>67,759.05</b>	<b>61.10%</b>
<b>Category: E10 - Building &amp; Grounds Exp Total:</b>							
<b>Category: E20 - Vehicle Expense</b>							
001-0200-5200	4,500.00	4,500.00	575.44	5,529.15	0.00	-1,029.15	-22.87 %
001-0200-5210	8,700.00	8,700.00	532.63	6,169.51	-114.19	2,644.68	30.40 %
001-0200-5225	1,205.90	1,555.90	0.00	1,524.59	0.00	31.31	2.01 %
	<b>14,405.90</b>	<b>14,755.90</b>	<b>1,108.07</b>	<b>13,223.25</b>	<b>-114.19</b>	<b>1,646.84</b>	<b>11.16%</b>
<b>Category: E20 - Vehicle Expense Total:</b>							
<b>Category: E30 - Supply Expense</b>							
001-0200-5300	1,200.00	1,200.00	141.82	2,543.45	433.82	-1,777.27	-148.11 %
001-0200-5302	350.00	350.00	50.38	294.34	16.64	39.02	11.15 %
001-0200-5306	1,000.00	1,000.00	0.00	249.27	0.00	750.73	75.07 %
001-0200-5322	9,300.00	9,300.00	9,868.33	11,145.38	684.77	-2,530.15	-27.21 %
001-0200-5350	100.00	100.00	3.15	337.34	125.00	-362.34	-362.34 %
001-0200-5370	9,000.00	14,337.34	2,831.36	15,263.73	17.75	-944.14	-6.59 %
001-0200-5371	1,000.00	1,000.00	240.00	330.00	60.00	610.00	61.00 %
	<b>21,950.00</b>	<b>27,287.34</b>	<b>13,135.04</b>	<b>30,163.51</b>	<b>1,337.98</b>	<b>-4,214.15</b>	<b>-15.44%</b>
<b>Category: E30 - Supply Expense Total:</b>							
<b>Category: E40 - Operations Expense</b>							
001-0200-5475	3,120.00	3,120.00	57.54	949.17	0.00	2,170.83	69.58 %
001-0200-5480	825.00	825.00	75.00	597.53	25.00	202.47	24.54 %
	<b>3,945.00</b>	<b>3,945.00</b>	<b>132.54</b>	<b>1,546.70</b>	<b>25.00</b>	<b>2,373.30</b>	<b>60.16%</b>
<b>Category: E40 - Operations Expense Total:</b>							
<b>Category: E55 - Professional Services</b>							
001-0200-5577	4,000.00	4,000.00	0.00	4,591.00	0.00	-591.00	-14.78 %
001-0200-5589	1,000.00	1,000.00	0.00	822.37	0.00	177.63	17.76 %
001-0200-5592	25,000.00	25,000.00	2,730.59	20,286.32	1,645.00	3,068.68	12.27 %
001-0200-5593	5,000.00	5,000.00	626.96	4,461.77	779.33	-241.10	-4.82 %
	<b>35,000.00</b>	<b>35,000.00</b>	<b>3,357.55</b>	<b>30,161.46</b>	<b>2,424.33</b>	<b>2,414.21</b>	<b>6.90%</b>
<b>Category: E55 - Professional Services Total:</b>							
<b>Category: E60 - Miscellaneous Expense</b>							
001-0200-5600	1,000.00	1,000.00	0.00	137.21	0.00	862.79	86.28 %

**Budget Report**

For Fiscal: 2023 Period Ending: 10/31/2023

	Original Total Budget	Current Total Budget	Period Activity	Fiscal Activity	Encumbrances	Variance Favorable (Unfavorable) Remaining	Percent Remaining
001-0200-5604	1,500.00	1,500.00	0.00	0.00	0.00	1,500.00	100.00 %
001-0200-5608	1,500.00	1,500.00	0.00	1,167.87	0.00	332.13	22.14 %
<b>Category: E60 - Miscellaneous Expense Total:</b>	<b>4,000.00</b>	<b>4,000.00</b>	<b>0.00</b>	<b>1,305.08</b>	<b>0.00</b>	<b>2,694.92</b>	<b>67.37%</b>
<b>Category: E72 - Bond Expense</b>							
Principal on Loans	7,680.00	7,680.00	654.21	6,491.91	0.00	1,188.09	15.47 %
<b>Category: E72 - Bond Expense Total:</b>	<b>7,680.00</b>	<b>7,680.00</b>	<b>654.21</b>	<b>6,491.91</b>	<b>0.00</b>	<b>1,188.09</b>	<b>15.47%</b>
<b>Category: E80 - Fixed Assets</b>							
Cap Assets - Vehicles	0.00	60,000.00	0.00	0.00	0.00	60,000.00	100.00 %
Capital Assets - Equipment	0.00	9,500.00	0.00	0.00	0.00	9,500.00	100.00 %
Capital Asset Contra	0.00	0.00	0.00	67,111.77	0.00	-67,111.77	0.00 %
<b>Category: E80 - Fixed Assets Total:</b>	<b>0.00</b>	<b>69,500.00</b>	<b>0.00</b>	<b>67,111.77</b>	<b>0.00</b>	<b>2,388.23</b>	<b>3.44%</b>
<b>Category: E85 - Interest Expense</b>							
Interest Expense	780.00	780.00	48.87	538.89	0.00	241.11	30.91 %
<b>Category: E85 - Interest Expense Total:</b>	<b>780.00</b>	<b>780.00</b>	<b>48.87</b>	<b>538.89</b>	<b>0.00</b>	<b>241.11</b>	<b>30.91%</b>
<b>Department: 0200 - Animal Control Surplus (Deficit):</b>	<b>799,618.22</b>	<b>875,799.56</b>	<b>69,000.44</b>	<b>667,181.63</b>	<b>9,023.89</b>	<b>199,594.04</b>	<b>22.79%</b>
<b>Department: 0300 - Court Revenue</b>	<b>-133,116.22</b>	<b>-196,797.56</b>	<b>-1,576.51</b>	<b>-100,407.48</b>	<b>-9,048.89</b>	<b>87,341.19</b>	<b>44.38%</b>
<b>Category: R40 - Fines &amp; Forfeitures</b>							
Act 316 of 1991 Revenue	200.00	200.00	18.12	181.20	0.00	-18.80	9.40 %
City Attorney Reim	26,000.00	26,000.00	2,190.68	21,906.80	0.00	-4,093.20	15.74 %
Court Fines	400,000.00	400,000.00	18,810.70	238,520.46	0.00	-161,479.54	40.37 %
District Court Reim	14,000.00	14,000.00	1,181.04	11,810.40	0.00	-2,189.60	15.64 %
Judge Retirement Reim	4,700.00	4,700.00	394.84	3,948.40	0.00	-751.60	15.99 %
Ordinance 89-15 Revenue	23,000.00	23,000.00	1,966.60	19,666.00	0.00	-3,334.00	14.50 %
Warrant Fees	65,000.00	65,000.00	2,478.65	61,642.67	0.00	-3,357.33	5.17 %
<b>Category: R40 - Fines &amp; Forfeitures Total:</b>	<b>532,900.00</b>	<b>532,900.00</b>	<b>27,040.63</b>	<b>357,675.93</b>	<b>0.00</b>	<b>-175,224.07</b>	<b>32.88%</b>
<b>Category: R60 - Miscellaneous Revenue</b>							
Miscellaneous Revenue	50,520.00	50,520.00	2,290.94	36,184.56	0.00	-14,335.44	28.38 %
<b>Category: R60 - Miscellaneous Revenue Total:</b>	<b>50,520.00</b>	<b>50,520.00</b>	<b>2,290.94</b>	<b>36,184.56</b>	<b>0.00</b>	<b>-14,335.44</b>	<b>28.38%</b>
<b>Category: R64 - Reimbursement</b>							
Reimbursement RevSaline County	160,000.00	160,000.00	0.00	55,466.33	0.00	-104,533.67	65.33 %
<b>Category: R64 - Reimbursement Total:</b>	<b>160,000.00</b>	<b>160,000.00</b>	<b>0.00</b>	<b>55,466.33</b>	<b>0.00</b>	<b>-104,533.67</b>	<b>65.33%</b>
<b>Revenue Total:</b>	<b>743,420.00</b>	<b>743,420.00</b>	<b>29,331.57</b>	<b>449,326.82</b>	<b>0.00</b>	<b>-294,093.18</b>	<b>39.56%</b>
<b>Expense</b>							
<b>Category: E01 - Personnel Expense</b>							
Salary Expense	313,669.24	313,669.24	24,040.53	265,199.71	0.00	48,469.53	15.45 %
Overtime Expense	500.00	500.00	0.00	36.20	0.00	463.80	92.76 %

**Budget Report**

For Fiscal: 2023 Period Ending: 10/31/2023

	Original Total Budget	Current Total Budget	Period Activity	Fiscal Activity	Encumbrances	Variance Favorable (Unfavorable)	Percent Remaining
<u>001-0300-5020</u>	24,033.95	24,033.95	1,768.48	19,584.39	0.00	4,449.56	18.51 %
<u>001-0300-5022</u>	420.00	420.00	0.00	153.67	0.00	266.33	63.41 %
<u>001-0300-5025</u>	1,300.00	1,700.00	0.00	1,672.61	0.00	27.39	1.61 %
<u>001-0300-5030</u>	48,060.72	48,060.72	3,683.04	40,634.42	0.00	7,426.30	15.45 %
<u>001-0300-5038</u>	10,000.00	0.00	0.00	0.00	0.00	0.00	0.00 %
<u>001-0300-5040</u>	62,987.04	62,987.04	4,997.58	49,975.80	0.00	13,011.24	20.66 %
<u>001-0300-5050</u>	300.00	300.00	0.00	0.00	0.00	300.00	100.00 %
<u>001-0300-5055</u>	500.00	500.00	0.00	12.21	0.00	487.79	97.56 %
<u>001-0300-5060</u>	10,500.00	10,500.00	0.00	1,910.73	0.00	8,589.27	81.80 %
<u>001-0300-5070</u>	30,000.00	30,000.00	2,405.18	24,051.80	0.00	5,948.20	19.83 %
<b>Category: E01 - Personnel Expense Total: 36,894.81 403,231.54 0.00 89,439.41 18.15%</b>							
<b>Category: E10 - Building &amp; Grounds Exp</b>							
<u>001-0300-5102</u>	11,000.00	11,000.00	304.26	888.16	0.00	10,111.84	91.93 %
<u>001-0300-5110</u>	6,000.00	6,000.00	583.31	5,098.17	0.00	901.83	15.03 %
<u>001-0300-5111</u>	1,200.00	1,200.00	5.23	990.33	0.00	209.67	17.47 %
<u>001-0300-5112</u>	650.00	650.00	82.87	745.67	0.00	-95.67	-14.72 %
<u>001-0300-5115</u>	3,216.00	3,216.00	706.03	3,424.94	0.00	-208.94	-6.50 %
<u>001-0300-5130</u>	1,080.00	1,080.00	172.50	862.50	0.00	217.50	20.14 %
<u>001-0300-5142</u>	500.00	500.00	57.20	286.00	57.20	156.80	31.36 %
<b>Category: E10 - Building &amp; Grounds Exp Total: 1,911.40 23,646.00 57.20 11,293.03 47.76%</b>							
<b>Category: E30 - Supply Expense</b>							
<u>001-0300-5300</u>	9,000.00	9,000.00	314.50	5,146.49	0.00	3,853.51	42.82 %
<u>001-0300-5350</u>	2,000.00	2,000.00	117.23	1,473.29	125.00	401.71	20.09 %
<b>Category: E30 - Supply Expense Total: 11,000.00 11,000.00 431.73 6,619.78 125.00 4,255.22 38.68%</b>							
<b>Category: E40 - Operations Expense</b>							
<u>001-0300-5480</u>	146,000.00	146,000.00	0.00	96,331.00	23,839.00	25,830.00	17.69 %
<b>Category: E40 - Operations Expense Total: 146,000.00 146,000.00 0.00 96,331.00 23,839.00 25,830.00 17.69%</b>							
<b>Category: E55 - Professional Services</b>							
<u>001-0300-5553</u>	500.00	500.00	0.00	0.00	0.00	500.00	100.00 %
<u>001-0300-5589</u>	5,000.00	5,000.00	0.00	559.26	0.00	4,440.74	88.81 %
<b>Category: E55 - Professional Services Total: 5,500.00 5,500.00 0.00 559.26 0.00 4,940.74 89.83%</b>							
<b>Category: E60 - Miscellaneous Expense</b>							
<u>001-0300-5608</u>	1,272.00	1,272.00	0.00	0.00	0.00	1,272.00	100.00 %
<u>001-0300-5614</u>	3,168.00	2,268.00	212.32	2,503.30	0.00	-235.30	-10.37 %
<b>Category: E60 - Miscellaneous Expense Total: 4,440.00 3,540.00 212.32 2,503.30 0.00 1,036.70 29.29%</b>							
<b>Expense Total: 692,856.95 682,356.95 39,450.26 521,540.65 24,021.20 136,795.10 20.05%</b>							
<b>Department: 0300 - Court Surplus (Deficit): 50,563.05 61,063.05 -10,118.69 -72,213.83 -24,021.20 -157,298.08 257.60%</b>							

**Budget Report**

For Fiscal: 2023 Period Ending: 10/31/2023

Department: 0400 - Parks

Revenue

	Original Total Budget	Current Total Budget	Period Activity	Fiscal Activity	Encumbrances	Variance Favorable (Unfavorable) Remaining	Percent Remaining
Category: R60 - Miscellaneous Revenue							
Miscellaneous Revenue	0.00	300,000.00	0.00	301,526.35	0.00	1,526.35	100.51 %
Category: R60 - Miscellaneous Revenue Total:	<b>0.00</b>	<b>300,000.00</b>	<b>0.00</b>	<b>301,526.35</b>	<b>0.00</b>	<b>1,526.35</b>	<b>0.51 %</b>
Category: R62 - Intergovernmental Tsfrs							
Xfer Designated Tax	631,002.00	631,002.00	52,583.00	525,830.00	0.00	-105,172.00	16.67 %
Xfer Park 1/8 O & M	788,751.00	788,751.00	65,729.00	657,290.00	0.00	-131,461.00	16.67 %
Category: R62 - Intergovernmental Tsfrs Total:	<b>1,419,753.00</b>	<b>1,419,753.00</b>	<b>118,312.00</b>	<b>1,183,120.00</b>	<b>0.00</b>	<b>-236,633.00</b>	<b>16.67 %</b>
Category: R66 - Sale of Equipment							
Sale of Fixed Assets	0.00	0.00	0.00	2,420.00	0.00	2,420.00	0.00 %
Category: R66 - Sale of Equipment Total:	<b>0.00</b>	<b>0.00</b>	<b>0.00</b>	<b>2,420.00</b>	<b>0.00</b>	<b>2,420.00</b>	<b>0.00 %</b>
<b>Revenue Total:</b>	<b>1,419,753.00</b>	<b>1,719,753.00</b>	<b>118,312.00</b>	<b>1,487,066.35</b>	<b>0.00</b>	<b>-232,686.65</b>	<b>13.53 %</b>

Expense

	Original Total Budget	Current Total Budget	Period Activity	Fiscal Activity	Encumbrances	Variance Favorable (Unfavorable) Remaining	Percent Remaining
Category: E01 - Personnel Expense							
Salary Expense	429,635.40	429,635.40	27,306.79	347,366.24	0.00	82,269.16	19.15 %
Part Time Labor	12,240.00	12,240.00	897.00	4,938.00	0.00	7,302.00	59.66 %
SWB Reimbursement	214,853.00	214,853.00	17,904.42	179,044.20	0.00	35,808.80	16.67 %
Overtime Expense	7,000.00	7,000.00	1,059.37	11,411.22	0.00	-4,411.22	-63.02 %
FICA Expense	35,887.42	35,887.42	2,204.42	27,333.05	0.00	8,554.37	23.84 %
Unemployment Expense	900.00	900.00	2.70	224.95	0.00	675.05	75.01 %
Worker's Comp Expense	11,000.00	18,400.00	0.00	18,378.93	0.00	21.07	0.11 %
APERS Expense	66,892.54	66,892.54	4,378.82	55,185.14	0.00	11,707.40	17.50 %
Health Insurance Expense	112,820.06	112,820.06	6,796.67	79,362.02	0.00	33,458.04	29.66 %
Physical & Drug Screen Exp	1,050.00	1,050.00	0.00	414.00	0.00	636.00	60.57 %
Uniform Expense	3,000.00	1,500.00	0.00	0.00	0.00	1,500.00	100.00 %
Vehicle Allowance	6,000.00	6,000.00	461.54	5,076.94	0.00	923.06	15.38 %
Travel & Training Expense	10,400.00	10,400.00	1,538.56	8,253.87	0.00	2,146.13	20.64 %
Category: E01 - Personnel Expense Total:	<b>911,678.42</b>	<b>917,578.42</b>	<b>62,550.29</b>	<b>736,988.56</b>	<b>0.00</b>	<b>180,589.86</b>	<b>19.68 %</b>
Category: E10 - Building & Grounds Exp							
Insurance - Property	1,526.00	1,850.00	3,168.23	3,168.23	0.00	-1,318.23	-71.26 %
Tools	2,000.00	2,000.00	0.00	2,367.00	0.00	-367.00	-18.35 %
Category: E10 - Building & Grounds Exp Total:	<b>3,526.00</b>	<b>3,850.00</b>	<b>3,168.23</b>	<b>5,535.23</b>	<b>0.00</b>	<b>-1,685.23</b>	<b>-43.77 %</b>
Category: E20 - Vehicle Expense							
Fuel Expense	15,000.00	15,000.00	1,477.61	13,718.71	0.00	1,281.29	8.54 %
Service & Repair - Vehicle	4,500.00	11,500.00	0.00	9,895.90	2,989.60	-1,385.50	-12.05 %
Insurance Expense - Vehicle	5,200.00	5,097.30	0.00	4,815.25	0.00	282.05	5.53 %
Category: E20 - Vehicle Expense Total:	<b>24,700.00</b>	<b>31,597.30</b>	<b>1,477.61</b>	<b>28,429.86</b>	<b>2,989.60</b>	<b>177.84</b>	<b>0.56 %</b>

Budget Report

For Fiscal: 2023 Period Ending: 10/31/2023

	Original Total Budget	Current Total Budget	Period Activity	Fiscal Activity	Encumbrances	Variance Favorable (Unfavorable)	Percent Remaining
<b>Category: E30 - Supply Expense</b>							
Postage Expense	600.00	600.00	0.00	335.40	125.00	139.60	23.27 %
<b>Category: E30 - Supply Expense Total:</b>	<b>600.00</b>	<b>600.00</b>	<b>0.00</b>	<b>335.40</b>	<b>125.00</b>	<b>139.60</b>	<b>23.27%</b>
<b>Category: E40 - Operations Expense</b>							
Sales Tax Expense	2,000.00	3,500.00	0.00	2,150.00	0.00	1,350.00	38.57 %
<b>Category: E40 - Operations Expense Total:</b>	<b>2,000.00</b>	<b>3,500.00</b>	<b>0.00</b>	<b>2,150.00</b>	<b>0.00</b>	<b>1,350.00</b>	<b>38.57%</b>
<b>Category: E55 - Professional Services</b>							
Prof Services - Acctg & Audit	5,000.00	5,000.00	0.00	0.00	0.00	5,000.00	100.00 %
Prof Services - Other	36,000.00	36,000.00	3,161.48	25,541.48	3,080.00	7,378.52	20.50 %
<b>Category: E55 - Professional Services Total:</b>	<b>41,000.00</b>	<b>41,000.00</b>	<b>3,161.48</b>	<b>25,541.48</b>	<b>3,080.00</b>	<b>12,378.52</b>	<b>30.19%</b>
<b>Category: E60 - Miscellaneous Expense</b>							
Miscellaneous Expense	0.00	0.00	0.00	184.43	0.00	-184.43	0.00 %
Hardware - New & Renewals	2,500.00	2,500.00	252.38	1,285.74	0.00	1,214.26	48.57 %
Software - New & Renewals	15,605.00	15,605.00	0.00	13,030.87	0.00	2,574.13	16.50 %
<b>Category: E60 - Miscellaneous Expense Total:</b>	<b>18,105.00</b>	<b>18,105.00</b>	<b>252.38</b>	<b>14,501.04</b>	<b>0.00</b>	<b>3,603.96</b>	<b>19.91%</b>
<b>Category: E72 - Bond Expense</b>							
Principal for Loans	68,800.00	68,800.00	4,899.81	60,265.03	0.00	8,534.97	12.41 %
<b>Category: E72 - Bond Expense Total:</b>	<b>68,800.00</b>	<b>68,800.00</b>	<b>4,899.81</b>	<b>60,265.03</b>	<b>0.00</b>	<b>8,534.97</b>	<b>12.41%</b>
<b>Category: E80 - Fixed Assets</b>							
Capital Assets - Equipment	0.00	31,926.88	0.00	0.00	0.00	31,926.88	100.00 %
Capital Asset Contra	0.00	0.00	0.00	951,887.78	0.00	-951,887.78	0.00 %
<b>Category: E80 - Fixed Assets Total:</b>	<b>0.00</b>	<b>31,926.88</b>	<b>0.00</b>	<b>951,887.78</b>	<b>0.00</b>	<b>-919,960.90</b>	<b>-2,881.46%</b>
<b>Category: E85 - Interest Expense</b>							
Interest Expense	10,346.00	10,346.00	366.00	4,078.86	0.00	6,267.14	60.58 %
<b>Category: E85 - Interest Expense Total:</b>	<b>10,346.00</b>	<b>10,346.00</b>	<b>366.00</b>	<b>4,078.86</b>	<b>0.00</b>	<b>6,267.14</b>	<b>60.58%</b>
<b>Department: 0400 - Parks Surplus (Deficit):</b>	<b>338,997.58</b>	<b>592,449.40</b>	<b>42,436.20</b>	<b>-342,646.89</b>	<b>-6,194.60</b>	<b>-941,290.89</b>	<b>158.88%</b>
<b>Department: 0410 - Parks - Mills Park &amp; Pool</b>							
<b>Revenue</b>							
<b>Category: R50 - Sale of Services</b>							
Mills Pool-Admin/Concessions	1,000.00	1,000.00	12.00	662.99	0.00	-337.01	33.70 %
Admissions	70,000.00	70,000.00	0.00	67,435.01	0.00	-2,564.99	3.66 %
Pavillion Fees	10,000.00	10,000.00	615.00	6,955.00	0.00	-3,045.00	30.45 %
<b>Category: R50 - Sale of Services Total:</b>	<b>81,000.00</b>	<b>81,000.00</b>	<b>627.00</b>	<b>75,053.00</b>	<b>0.00</b>	<b>-5,947.00</b>	<b>7.34%</b>
<b>Category: R70 - Grant Revenue</b>							
Grant Revenues	0.00	166,435.00	166,437.80	166,437.80	0.00	2.80	100.00 %
<b>Category: R70 - Grant Revenue Total:</b>	<b>0.00</b>	<b>166,435.00</b>	<b>166,437.80</b>	<b>166,437.80</b>	<b>0.00</b>	<b>2.80</b>	<b>0.00%</b>
<b>Revenue Total:</b>	<b>81,000.00</b>	<b>247,435.00</b>	<b>167,064.80</b>	<b>241,490.80</b>	<b>0.00</b>	<b>-5,944.20</b>	<b>2.40%</b>

Budget Report

For Fiscal: 2023 Period Ending: 10/31/2023

Expense	Original Total Budget	Current Total Budget	Period Activity	Fiscal Activity	Encumbrances	Variance Favorable (Unfavorable)	Percent Remaining
<b>Category: E01 - Personnel Expense</b>							
001-0410-5001 Part Time Labor	25,500.00	30,500.00	71.50	30,489.63	0.00	10.37	0.03 %
001-0410-5020 FICA Expense	1,950.75	2,450.75	5.47	2,332.55	0.00	118.20	4.82 %
001-0410-5022 Unemployment Expense	0.00	0.00	0.22	91.38	0.00	-91.38	0.00 %
<b>Category: E01 - Personnel Expense Total:</b>							
	27,450.75	32,950.75	77.19	32,913.56	0.00	37.19	0.11%
<b>Category: E10 - Building &amp; Grounds Exp</b>							
001-0410-5102 Repairs & Maint - Building	2,000.00	2,000.00	0.00	721.62	0.00	1,278.38	63.92 %
001-0410-5104 Repairs & Maint - Grounds	13,000.00	17,285.13	0.00	14,135.68	0.00	3,149.45	18.22 %
001-0410-5105 Repairs & Maint - Pool	5,000.00	5,000.00	60.43	9,354.42	0.00	-4,354.42	-87.09 %
001-0410-5110 Utilities - Electric	7,000.00	16,000.00	758.04	8,514.89	0.00	7,485.11	46.78 %
001-0410-5111 Utilities - Gas	150.00	150.00	10.25	103.62	0.00	46.38	30.92 %
001-0410-5112 Utilities - Water	1,500.00	6,000.00	564.02	5,194.91	0.00	805.09	13.42 %
001-0410-5115 Com Exp - Tel Landline.Interne	0.00	0.00	171.87	1,752.85	0.00	-1,752.85	0.00 %
001-0410-5120 Insurance - Property	500.00	600.00	2,724.09	2,724.09	0.00	-2,124.09	-354.02 %
<b>Category: E10 - Building &amp; Grounds Exp Total:</b>							
	29,150.00	47,035.13	4,288.70	42,502.08	0.00	4,533.05	9.64%
<b>Category: E30 - Supply Expense</b>							
001-0410-5308 Supplies - Concession	100.00	100.00	0.00	68.00	0.00	32.00	32.00 %
001-0410-5328 Supplies - Pools	12,000.00	15,500.00	0.00	15,176.26	0.00	323.74	2.09 %
<b>Category: E30 - Supply Expense Total:</b>							
	12,100.00	15,600.00	0.00	15,244.26	0.00	355.74	2.28%
<b>Category: E80 - Fixed Assets</b>							
001-0410-5816 Capital Assets - Infrastructure	0.00	981,883.80	0.00	0.00	23,920.50	957,963.30	97.56 %
<b>Category: E80 - Fixed Assets Total:</b>							
	0.00	981,883.80	0.00	0.00	23,920.50	957,963.30	97.56%
<b>Expense Total:</b>							
	68,700.75	1,077,469.68	4,365.89	90,659.90	23,920.50	962,889.28	89.37%
<b>Department: 0410 - Parks - Mills Park &amp; Pool Surplus (Deficit):</b>							
	12,299.25	-830,034.68	162,698.91	150,830.90	-23,920.50	956,945.08	115.29%
<b>Department: 0420 - Parks - Midland Revenue</b>							
<b>Category: R74 - Sponsorships</b>							
001-0420-4740 User Agre Fees/Sponsors	24,000.00	24,000.00	0.00	16,375.00	0.00	-7,625.00	31.77 %
<b>Category: R74 - Sponsorships Total:</b>							
	24,000.00	24,000.00	0.00	16,375.00	0.00	-7,625.00	31.77%
<b>Revenue Total:</b>							
	24,000.00	24,000.00	0.00	16,375.00	0.00	-7,625.00	31.77%
<b>Expense</b>							
<b>Category: E10 - Building &amp; Grounds Exp</b>							
001-0420-5104 Repairs & Maint - Grounds	29,000.00	30,600.00	2,524.95	26,185.32	1,396.57	3,018.11	9.86 %
001-0420-5110 Utilities - Electric	18,744.00	14,744.00	1,745.31	14,283.45	0.00	460.55	3.12 %

Budget Report

For Fiscal: 2023 Period Ending: 10/31/2023

	Original Total Budget	Current Total Budget	Period Activity	Fiscal Activity	Encumbrances	Variance Favorable (Unfavorable)	Percent Remaining
Utilities - Water	1,380.00	1,380.00	219.38	1,323.97	0.00	56.03	4.06 %
<b>Category: E10 - Building &amp; Grounds Exp Total:</b>	<b>49,124.00</b>	<b>46,724.00</b>	<b>4,489.64</b>	<b>41,792.74</b>	<b>1,396.57</b>	<b>3,534.69</b>	<b>7.57%</b>
Expense Total:	49,124.00	46,724.00	4,489.64	41,792.74	1,396.57	3,534.69	7.57%
<b>Department: 0420 - Parks - Midland Surplus (Deficit):</b>	<b>-25,124.00</b>	<b>-22,724.00</b>	<b>-4,489.64</b>	<b>-25,417.74</b>	<b>-1,396.57</b>	<b>-4,090.31</b>	<b>-18.00%</b>
<b>Department: 0430 - Parks - Bishop</b>							
Revenue							
<b>Category: R30 - Membership Fees</b>							
Membership Family	335,000.00	180,000.00	13,780.75	155,869.25	0.00	-24,130.75	13.41 %
Membership Silver Sneakers	54,000.00	54,000.00	6,370.50	57,331.00	0.00	3,331.00	106.17 %
<b>Category: R30 - Membership Fees Total:</b>	<b>389,000.00</b>	<b>234,000.00</b>	<b>20,151.25</b>	<b>213,200.25</b>	<b>0.00</b>	<b>-20,799.75</b>	<b>8.89%</b>
<b>Category: R33 - Rental Fees</b>							
Equipment Rental	44,545.00	44,545.00	5,790.00	54,585.00	0.00	10,040.00	122.54 %
Room Rental Party Room	18,000.00	18,000.00	2,200.00	12,480.00	0.00	-5,520.00	30.67 %
Use Agreement Fees	26,450.00	26,450.00	18,475.00	40,228.00	0.00	13,778.00	152.09 %
Tournaments	65,000.00	65,000.00	2,460.00	46,695.00	0.00	-18,305.00	28.16 %
<b>Category: R33 - Rental Fees Total:</b>	<b>153,995.00</b>	<b>153,995.00</b>	<b>28,925.00</b>	<b>153,988.00</b>	<b>0.00</b>	<b>-7.00</b>	<b>0.00%</b>
<b>Category: R36 - Park Program Fees</b>							
Basketball	63,000.00	63,000.00	23,035.00	33,640.20	0.00	-29,359.80	46.60 %
BASS Swim Program	38,000.00	38,000.00	170.00	6,045.00	0.00	-31,955.00	84.09 %
Pool Swim Lessons	55,000.00	55,000.00	4,575.60	68,904.80	0.00	13,904.80	125.28 %
<b>Category: R36 - Park Program Fees Total:</b>	<b>156,000.00</b>	<b>156,000.00</b>	<b>27,780.60</b>	<b>108,590.00</b>	<b>0.00</b>	<b>-47,410.00</b>	<b>30.39%</b>
<b>Category: R50 - Sale of Services</b>							
Concessions - Bishop	55,000.00	55,000.00	9,387.00	57,963.25	0.00	2,963.25	105.39 %
Daily Admissions Adults	35,000.00	35,000.00	2,255.00	36,903.00	0.00	1,903.00	105.44 %
Merchandise Sales	1,000.00	1,000.00	1,310.00	1,768.00	0.00	768.00	176.80 %
Red Cross Programs	12,000.00	12,000.00	100.00	9,183.00	0.00	-2,817.00	23.48 %
<b>Category: R50 - Sale of Services Total:</b>	<b>103,000.00</b>	<b>103,000.00</b>	<b>13,052.00</b>	<b>105,817.25</b>	<b>0.00</b>	<b>2,817.25</b>	<b>2.74%</b>
<b>Category: R60 - Miscellaneous Revenue</b>							
Miscellaneous Revenue	5,000.00	5,000.00	336.52	8,460.52	0.00	3,460.52	169.21 %
<b>Category: R60 - Miscellaneous Revenue Total:</b>	<b>5,000.00</b>	<b>5,000.00</b>	<b>336.52</b>	<b>8,460.52</b>	<b>0.00</b>	<b>3,460.52</b>	<b>69.21%</b>
<b>Category: R74 - Sponsorships</b>							
User Agre Fees/Sponsors	98,500.00	98,500.00	22,500.00	57,334.25	0.00	-41,165.75	41.79 %
<b>Category: R74 - Sponsorships Total:</b>	<b>98,500.00</b>	<b>98,500.00</b>	<b>22,500.00</b>	<b>57,334.25</b>	<b>0.00</b>	<b>-41,165.75</b>	<b>41.79%</b>
Revenue Total:	905,495.00	750,495.00	112,745.37	647,390.27	0.00	-103,104.73	13.74%
Expense							
<b>Category: E01 - Personnel Expense</b>							
Salary Expense	402,102.42	402,102.42	31,092.63	339,569.43	0.00	62,532.99	15.55 %
Part Time Labor	219,300.00	219,300.00	18,654.98	246,677.76	0.00	-27,377.76	-12.48 %



Budget Report

For Fiscal: 2023 Period Ending: 10/31/2023

	Original Total Budget	Current Total Budget	Period Activity	Fiscal Activity	Encumbrances	Variance Favorable (Unfavorable) Remaining	Percent Remaining
001-0430-5010	5,000.00	5,000.00	457.48	5,230.92	0.00	-230.92	-4.62 %
001-0430-5020	47,913.13	47,913.13	3,925.80	47,391.31	0.00	521.82	1.09 %
001-0430-5022	1,540.00	1,540.00	45.50	1,010.40	0.00	529.60	34.39 %
001-0430-5025	4,200.00	7,050.00	0.00	7,017.44	0.00	32.56	0.46 %
001-0430-5030	62,354.79	62,354.79	4,800.35	52,410.27	0.00	9,944.52	15.95 %
001-0430-5040	72,492.72	72,492.72	5,715.67	57,269.30	0.00	15,223.42	21.00 %
001-0430-5050	1,200.00	1,200.00	36.44	731.13	0.00	468.87	39.07 %
001-0430-5055	4,000.00	4,000.00	0.00	1,318.07	0.00	2,681.93	67.05 %
<b>Category: E01 - Personnel Expense Total:</b>							
	<b>820,103.06</b>	<b>822,953.06</b>	<b>64,728.85</b>	<b>758,626.03</b>	<b>0.00</b>	<b>64,327.03</b>	<b>7.82%</b>
<b>Category: E10 - Building &amp; Grounds Exp</b>							
001-0430-5102	55,400.00	108,972.36	9,311.63	55,107.02	13,098.29	40,767.05	37.41 %
001-0430-5104	101,500.00	155,500.00	2,901.60	44,043.38	4,393.25	107,063.37	68.85 %
001-0430-5105	55,000.00	155,269.00	39,126.93	82,557.93	18,360.18	54,350.89	35.00 %
001-0430-5106	7,000.00	7,000.00	0.00	624.29	4,100.00	2,275.71	32.51 %
001-0430-5110	245,000.00	285,000.00	19,744.01	196,091.28	0.00	88,908.72	31.20 %
001-0430-5111	38,000.00	57,500.00	3,513.83	39,932.27	0.00	17,567.73	30.55 %
001-0430-5112	8,984.00	8,984.00	427.21	5,258.33	0.00	3,725.67	41.47 %
001-0430-5115	21,804.00	21,804.00	2,453.04	18,626.98	0.00	3,177.02	14.57 %
001-0430-5116	6,240.00	6,240.00	437.56	4,368.67	0.00	1,871.33	29.99 %
001-0430-5120	40,000.00	61,200.00	53,088.21	53,088.21	0.00	8,111.79	13.25 %
001-0430-5130	42,000.00	42,000.00	6,051.99	40,378.80	4,000.00	-2,378.80	-5.66 %
001-0430-5140	2,000.00	2,000.00	0.00	5,219.46	0.00	-3,219.46	-160.97 %
001-0430-5142	25,000.00	25,000.00	4,881.41	29,370.93	0.00	-4,370.93	-17.48 %
<b>Category: E10 - Building &amp; Grounds Exp Total:</b>							
	<b>647,928.00</b>	<b>936,469.36</b>	<b>141,937.42</b>	<b>574,667.55</b>	<b>43,951.72</b>	<b>317,850.09</b>	<b>33.94%</b>
<b>Category: E20 - Vehicle Expense</b>							
001-0430-5212	10,000.00	10,000.00	115.50	7,659.73	2,000.00	340.27	3.40 %
<b>Category: E20 - Vehicle Expense Total:</b>							
	<b>10,000.00</b>	<b>10,000.00</b>	<b>115.50</b>	<b>7,659.73</b>	<b>2,000.00</b>	<b>340.27</b>	<b>3.40%</b>
<b>Category: E30 - Supply Expense</b>							
001-0430-5300	2,500.00	2,500.00	156.96	2,540.90	0.00	-40.90	-1.64 %
001-0430-5308	40,000.00	40,000.00	7,886.17	46,634.79	848.28	-7,483.07	-18.71 %
001-0430-5330	14,000.00	14,000.00	1,113.21	8,625.49	0.00	5,374.51	38.39 %
001-0430-5332	1,000.00	1,000.00	0.00	48.00	0.00	952.00	95.20 %
<b>Category: E30 - Supply Expense Total:</b>							
	<b>57,500.00</b>	<b>57,500.00</b>	<b>9,156.34</b>	<b>57,849.18</b>	<b>848.28</b>	<b>-1,197.46</b>	<b>-2.08%</b>
<b>Category: E40 - Operations Expense</b>							
001-0430-5460	8,000.00	8,000.00	1,367.57	9,413.51	0.00	-1,413.51	-17.67 %
001-0430-5461	6,500.00	6,500.00	252.00	6,198.91	0.00	301.09	4.63 %
001-0430-5475	9,780.00	9,780.00	824.89	9,037.55	0.00	742.45	7.59 %
001-0430-5480	1,843.40	1,843.40	0.00	1,833.15	0.00	10.25	0.56 %
001-0430-5485	5,000.00	5,000.00	0.00	303.25	0.00	4,696.75	93.94 %
<b>Category: E40 - Operations Expense Total:</b>							
	<b>31,123.40</b>	<b>31,123.40</b>	<b>2,444.46</b>	<b>26,786.37</b>	<b>0.00</b>	<b>4,337.03</b>	<b>13.93%</b>

**Budget Report**

	Original Total Budget	Current Total Budget	Period Activity	Fiscal Activity	Encumbrances	Variance Favorable (Unfavorable)	Percent Remaining
<b>Category: E55 - Professional Services</b>							
001-0430-5553 Prof Services - Advertising	3,500.00	2,000.00	0.00	627.56	0.00	1,372.44	68.62 %
001-0430-5585 Prof Services - Basketball	38,000.00	38,000.00	1,910.02	30,667.02	0.00	7,332.98	19.30 %
001-0430-5586 Prof Services - Other	87,000.00	137,000.00	17,023.00	62,785.00	31,500.00	42,715.00	31.18 %
001-0430-5587 Prof Services - Aerobic Instr	62,220.00	37,220.00	1,825.00	18,380.00	740.00	18,100.00	48.63 %
001-0430-5589 Prof Services - Printing	5,000.00	5,000.00	0.00	257.11	640.81	4,102.08	82.04 %
<b>Category: E55 - Professional Services Total:</b>	<b>195,720.00</b>	<b>219,220.00</b>	<b>20,758.02</b>	<b>112,716.69</b>	<b>32,880.81</b>	<b>73,622.50</b>	<b>33.58%</b>
<b>Category: E80 - Fixed Assets</b>							
Capital Assets - Infrastructure	0.00	35,447.00	0.00	0.00	27,447.00	8,000.00	22.57 %
<b>Category: E80 - Fixed Assets Total:</b>	<b>0.00</b>	<b>35,447.00</b>	<b>0.00</b>	<b>0.00</b>	<b>27,447.00</b>	<b>8,000.00</b>	<b>22.57%</b>
<b>Expense Total:</b>							
	<b>1,762,374.46</b>	<b>2,112,712.82</b>	<b>239,140.59</b>	<b>1,538,305.55</b>	<b>107,127.81</b>	<b>467,279.46</b>	<b>22.12%</b>
<b>Department: 0430 - Parks - Bishop Surplus (Deficit):</b>							
	<b>-856,879.46</b>	<b>-1,362,217.82</b>	<b>-126,395.22</b>	<b>-890,915.28</b>	<b>-107,127.81</b>	<b>364,174.73</b>	<b>26.73%</b>
<b>Department: 0440 - Parks - Alcoa Revenue</b>							
<b>Category: R36 - Park Program Fees</b>							
001-0440-4260 Parks Rental	1,000.00	1,000.00	150.00	1,725.00	0.00	725.00	172.50 %
<b>Category: R36 - Park Program Fees Total:</b>	<b>1,000.00</b>	<b>1,000.00</b>	<b>150.00</b>	<b>1,725.00</b>	<b>0.00</b>	<b>725.00</b>	<b>72.50%</b>
<b>Category: R60 - Miscellaneous Revenue</b>							
Miscellaneous Revenue	0.00	0.00	0.00	20,903.09	0.00	20,903.09	0.00 %
<b>Category: R60 - Miscellaneous Revenue Total:</b>	<b>0.00</b>	<b>0.00</b>	<b>0.00</b>	<b>20,903.09</b>	<b>0.00</b>	<b>20,903.09</b>	<b>0.00%</b>
<b>Category: R74 - Sponsorships</b>							
User Agre Fees/Sponsors	5,000.00	5,000.00	0.00	0.00	0.00	-5,000.00	100.00 %
<b>Category: R74 - Sponsorships Total:</b>	<b>5,000.00</b>	<b>5,000.00</b>	<b>0.00</b>	<b>0.00</b>	<b>0.00</b>	<b>-5,000.00</b>	<b>100.00%</b>
<b>Revenue Total:</b>							
	<b>6,000.00</b>	<b>6,000.00</b>	<b>150.00</b>	<b>22,628.09</b>	<b>0.00</b>	<b>16,628.09</b>	<b>277.13%</b>
<b>Expense</b>							
<b>Category: E10 - Building &amp; Grounds Exp</b>							
001-0440-5104 Repairs & Maint - Grounds	15,000.00	15,000.00	6,000.00	17,027.94	558.63	-2,586.57	-17.24 %
001-0440-5110 Utilities - Electric	3,500.00	9,100.00	931.19	9,067.39	0.00	32.61	0.36 %
001-0440-5112 Utilities - Water	1,056.00	1,056.00	75.12	833.94	0.00	222.06	21.03 %
<b>Category: E10 - Building &amp; Grounds Exp Total:</b>	<b>19,556.00</b>	<b>25,156.00</b>	<b>7,006.31</b>	<b>26,929.27</b>	<b>558.63</b>	<b>-2,331.90</b>	<b>-9.27%</b>
<b>Category: E80 - Fixed Assets</b>							
Capital Asset Contra	0.00	0.00	0.00	13,011.00	0.00	-13,011.00	0.00 %
<b>Category: E80 - Fixed Assets Total:</b>	<b>0.00</b>	<b>0.00</b>	<b>0.00</b>	<b>13,011.00</b>	<b>0.00</b>	<b>-13,011.00</b>	<b>0.00%</b>
<b>Expense Total:</b>							
	<b>19,556.00</b>	<b>25,156.00</b>	<b>7,006.31</b>	<b>39,940.27</b>	<b>558.63</b>	<b>-15,342.90</b>	<b>-60.99%</b>
<b>Department: 0440 - Parks - Alcoa Surplus (Deficit):</b>							
	<b>-13,556.00</b>	<b>-19,156.00</b>	<b>-6,856.31</b>	<b>-17,312.18</b>	<b>-558.63</b>	<b>1,285.19</b>	<b>6.71%</b>

Department: 0450 - Parks - Ashley  
 Revenue

Category: R36 - Park Program Fees	Original Total Budget	Current Total Budget	Period Activity	Fiscal Activity	Encumbrances	Variance Favorable (Unfavorable)	Percent Remaining
001-0450-4260 Parks Rental	5,000.00	5,000.00	1,037.50	7,292.50	0.00	2,292.50	145.85%
<b>Category: R36 - Park Program Fees Total:</b>	<b>5,000.00</b>	<b>5,000.00</b>	<b>1,037.50</b>	<b>7,292.50</b>	<b>0.00</b>	<b>2,292.50</b>	<b>45.85%</b>

Revenue Total: 5,000.00

Category: E10 - Building & Grounds Exp	Original Total Budget	Current Total Budget	Period Activity	Fiscal Activity	Encumbrances	Variance Favorable (Unfavorable)	Percent Remaining
001-0450-5104 Repairs & Maint - Grounds	8,000.00	8,000.00	81.29	3,546.05	3,813.63	640.32	8.00%
001-0450-5110 Utilities - Electric	5,000.00	5,000.00	0.00	0.00	0.00	5,000.00	100.00%
<b>Category: E10 - Building &amp; Grounds Exp Total:</b>	<b>13,000.00</b>	<b>13,000.00</b>	<b>81.29</b>	<b>3,546.05</b>	<b>3,813.63</b>	<b>5,640.32</b>	<b>43.39%</b>

Expense Total: 13,000.00

Department: 0450 - Parks - Ashley Surplus (Deficit):	Original Total Budget	Current Total Budget	Period Activity	Fiscal Activity	Encumbrances	Variance Favorable (Unfavorable)	Percent Remaining
	-8,000.00	-8,000.00	956.21	3,746.45	-3,813.63	7,932.82	99.16%

Department: 0500 - Fire  
 Revenue

Category: R15 - Taxes - Property	Original Total Budget	Current Total Budget	Period Activity	Fiscal Activity	Encumbrances	Variance Favorable (Unfavorable)	Percent Remaining
001-0500-4156 Fire Rescue Funds	700.00	700.00	0.00	1,316.01	0.00	616.01	188.00%
<b>Category: R15 - Taxes - Property Total:</b>	<b>700.00</b>	<b>700.00</b>	<b>0.00</b>	<b>1,316.01</b>	<b>0.00</b>	<b>616.01</b>	<b>88.00%</b>

Category: R20 - Licenses Permits & Fees  
 Burn Permit

Category: R20 - Licenses Permits & Fees	Original Total Budget	Current Total Budget	Period Activity	Fiscal Activity	Encumbrances	Variance Favorable (Unfavorable)	Percent Remaining
001-0500-4256	0.00	0.00	150.00	1,500.00	0.00	1,500.00	0.00%
<b>Category: R20 - Licenses Permits &amp; Fees Total:</b>	<b>0.00</b>	<b>0.00</b>	<b>150.00</b>	<b>1,500.00</b>	<b>0.00</b>	<b>1,500.00</b>	<b>0.00%</b>

Category: R33 - Rental Fees  
 Use Agreement Fees

Category: R33 - Rental Fees	Original Total Budget	Current Total Budget	Period Activity	Fiscal Activity	Encumbrances	Variance Favorable (Unfavorable)	Percent Remaining
001-0500-4350	18,000.00	21,450.00	1,540.00	18,830.12	0.00	-2,619.88	12.21%
<b>Category: R33 - Rental Fees Total:</b>	<b>18,000.00</b>	<b>21,450.00</b>	<b>1,540.00</b>	<b>18,830.12</b>	<b>0.00</b>	<b>-2,619.88</b>	<b>12.21%</b>

Category: R60 - Miscellaneous Revenue  
 Miscellaneous Revenue

Category: R60 - Miscellaneous Revenue	Original Total Budget	Current Total Budget	Period Activity	Fiscal Activity	Encumbrances	Variance Favorable (Unfavorable)	Percent Remaining
001-0500-4600	250.00	250.00	0.00	5,153.15	0.00	4,903.15	2,061.26%
<b>Category: R60 - Miscellaneous Revenue Total:</b>	<b>250.00</b>	<b>250.00</b>	<b>0.00</b>	<b>5,153.15</b>	<b>0.00</b>	<b>4,903.15</b>	<b>1,961.26%</b>

Category: R62 - Intergovernmental Tsfrs  
 Xfer Designated Tax  
 Xfer Fire Special Tax

Category: R62 - Intergovernmental Tsfrs	Original Total Budget	Current Total Budget	Period Activity	Fiscal Activity	Encumbrances	Variance Favorable (Unfavorable)	Percent Remaining
001-0500-4627	1,577,502.00	1,577,502.00	131,459.00	1,314,590.00	0.00	-262,912.00	16.67%
001-0500-4629	2,366,253.00	2,366,253.00	197,188.00	1,971,880.00	0.00	-394,373.00	16.67%
<b>Category: R62 - Intergovernmental Tsfrs Total:</b>	<b>3,943,755.00</b>	<b>3,943,755.00</b>	<b>328,647.00</b>	<b>3,286,470.00</b>	<b>0.00</b>	<b>-657,285.00</b>	<b>16.67%</b>

Revenue Total: 3,962,705.00

Category: E01 - Personnel Expense	Original Total Budget	Current Total Budget	Period Activity	Fiscal Activity	Encumbrances	Variance Favorable (Unfavorable)	Percent Remaining
001-0500-5000 Salary Expense	2,649,878.60	2,649,878.60	198,381.28	2,195,331.74	0.00	454,546.86	17.15%
001-0500-5005 SWB Reimbursement	214,853.00	214,853.00	17,904.42	179,044.20	0.00	35,808.80	16.67%
001-0500-5010 Overtime Expense	227,977.06	227,977.06	32,421.23	291,178.52	0.00	-63,201.46	-27.72%
001-0500-5020 FICA Expense	44,904.80	44,904.80	3,504.65	37,903.31	0.00	7,001.49	15.59%
<b>Category: E01 - Personnel Expense Total:</b>	<b>3,137,513.46</b>	<b>3,137,513.46</b>	<b>252,211.58</b>	<b>2,693,457.77</b>	<b>0.00</b>	<b>-444,061.71</b>	<b>14.15%</b>

**Budget Report**

For Fiscal: 2023 Period Ending: 10/31/2023

	Original Total Budget	Current Total Budget	Period Activity	Fiscal Activity	Encumbrances	Variance Favorable (Unfavorable)	Percent Remaining
001-0500-5022	3,000.00	3,000.00	0.00	1,119.14	0.00	1,880.86	62.70 %
001-0500-5025	62,000.00	62,700.00	0.00	62,693.57	0.00	6.43	0.01 %
001-0500-5030	7,847.52	7,847.52	596.87	6,617.51	0.00	1,230.01	15.67 %
001-0500-5035	678,391.58	678,391.58	54,764.50	589,141.44	0.00	89,250.14	13.16 %
001-0500-5036	-170,000.00	-170,000.00	-54,196.34	-254,805.52	0.00	84,805.52	-49.89 %
001-0500-5040	539,232.96	539,232.96	42,124.34	413,171.26	0.00	126,061.70	23.38 %
001-0500-5050	7,000.00	7,000.00	0.00	929.89	0.00	6,070.11	86.72 %
001-0500-5055	20,000.00	20,000.00	643.89	16,880.59	0.00	3,119.41	15.60 %
001-0500-5060	35,500.00	35,500.00	297.50	10,581.75	116.46	24,801.79	69.86 %
001-0500-5061	1,800.00	1,800.00	0.00	1,734.13	0.00	65.87	3.66 %
<b>Category: E01 - Personnel Expense Total:</b>							
	<b>4,322,385.52</b>	<b>4,323,085.52</b>	<b>296,442.34</b>	<b>3,551,521.53</b>	<b>116.46</b>	<b>771,447.53</b>	<b>17.84%</b>

	Original Total Budget	Current Total Budget	Period Activity	Fiscal Activity	Encumbrances	Variance Favorable (Unfavorable)	Percent Remaining
<b>Category: E10 - Building &amp; Grounds Exp</b>							
001-0500-5102	35,000.00	56,900.00	2,522.02	47,276.77	59.38	9,563.85	16.81 %
001-0500-5110	39,900.00	54,900.00	4,115.35	37,680.81	0.00	17,219.19	31.36 %
001-0500-5111	5,500.00	5,500.00	190.92	5,839.18	0.00	-339.18	-6.17 %
001-0500-5112	7,000.00	7,000.00	765.83	5,726.11	0.00	1,273.89	18.20 %
001-0500-5115	27,927.96	27,927.96	3,009.14	22,132.48	0.00	5,795.48	20.75 %
001-0500-5116	9,780.00	9,780.00	993.92	8,012.53	0.00	1,767.47	18.07 %
001-0500-5120	30,530.00	27,730.00	31,405.06	31,405.06	0.00	-3,675.06	-13.25 %
001-0500-5130	2,900.00	2,900.00	135.70	2,177.50	0.00	722.50	24.91 %
001-0500-5141	2,000.00	2,000.00	17.58	997.03	0.00	1,002.97	50.15 %
001-0500-5142	13,500.00	13,500.00	1,343.28	13,204.65	121.72	173.63	1.29 %
001-0500-5145	2,200.00	2,200.00	7.12	1,528.73	96.65	574.62	26.12 %
<b>Category: E10 - Building &amp; Grounds Exp Total:</b>							
	<b>176,237.96</b>	<b>210,337.96</b>	<b>44,505.92</b>	<b>175,980.85</b>	<b>277.75</b>	<b>34,079.36</b>	<b>16.20%</b>

	Original Total Budget	Current Total Budget	Period Activity	Fiscal Activity	Encumbrances	Variance Favorable (Unfavorable)	Percent Remaining
<b>Category: E20 - Vehicle Expense</b>							
001-0500-5200	36,000.00	36,000.00	4,913.45	40,550.50	0.00	-4,550.50	-12.64 %
001-0500-5210	2,500.00	11,100.00	269.65	6,475.78	1,510.95	3,113.27	28.05 %
001-0500-5212	3,000.00	3,000.00	5.10	6,289.94	0.00	-3,289.94	-109.66 %
001-0500-5216	42,000.00	45,450.00	3,327.62	39,383.14	643.25	5,423.61	11.93 %
001-0500-5218	7,000.00	7,000.00	4,043.99	5,438.45	0.00	1,561.55	22.31 %
001-0500-5225	23,000.00	21,810.97	0.00	19,976.28	0.00	1,834.69	8.41 %
001-0500-5230	5,500.00	5,500.00	0.00	463.81	351.89	4,684.30	85.17 %
<b>Category: E20 - Vehicle Expense Total:</b>							
	<b>119,000.00</b>	<b>129,860.97</b>	<b>12,559.81</b>	<b>118,577.90</b>	<b>2,506.09</b>	<b>8,776.98</b>	<b>6.76%</b>

	Original Total Budget	Current Total Budget	Period Activity	Fiscal Activity	Encumbrances	Variance Favorable (Unfavorable)	Percent Remaining
<b>Category: E30 - Supply Expense</b>							
001-0500-5300	3,250.00	3,250.00	546.23	1,494.70	30.60	1,724.70	53.07 %
001-0500-5302	1,200.00	1,200.00	136.97	954.85	0.00	245.15	20.43 %
001-0500-5306	65,700.00	65,700.00	4,391.55	42,677.88	6,020.06	17,002.06	25.88 %
001-0500-5318	1,500.00	1,500.00	0.00	1,489.91	0.00	10.09	0.67 %
001-0500-5320	2,000.00	2,000.00	166.43	1,534.38	29.76	435.86	21.79 %
001-0500-5323	1,800.00	113,420.00	209.62	113,157.51	43.73	218.76	0.19 %

**Budget Report**

For Fiscal: 2023 Period Ending: 10/31/2023

	Original Total Budget	Current Total Budget	Period Activity	Fiscal Activity	Encumbrances	Variance Favorable (Unfavorable) Remaining	Percent Remaining
001-0500-5350 Postage Expense	150.00	150.00	67.38	602.83	125.00	-577.83	-385.22 %
<b>Category: E30 - Supply Expense Total:</b>	<b>75,600.00</b>	<b>187,220.00</b>	<b>5,518.18</b>	<b>161,912.06</b>	<b>6,249.15</b>	<b>19,058.79</b>	<b>10.18%</b>
<b>Category: E40 - Operations Expense</b>							
001-0500-5480 Dues & Subscriptions	1,000.00	1,000.00	0.00	730.38	0.00	269.62	26.96 %
001-0500-5530 Safety Program	13,000.00	13,000.00	2,312.64	11,768.49	154.58	1,076.93	8.28 %
<b>Category: E40 - Operations Expense Total:</b>	<b>14,000.00</b>	<b>14,000.00</b>	<b>2,312.64</b>	<b>12,498.87</b>	<b>154.58</b>	<b>1,346.55</b>	<b>9.62%</b>
<b>Category: E55 - Professional Services</b>							
001-0500-5553 Prof Services - Advertising	1,000.00	500.00	0.00	0.00	0.00	500.00	100.00 %
001-0500-5574 Prof Services - GIS	600.00	600.00	0.00	0.00	0.00	600.00	100.00 %
001-0500-5589 Prof Services - Printing	500.00	500.00	0.00	13.58	0.00	486.42	97.28 %
<b>Category: E55 - Professional Services Total:</b>	<b>2,100.00</b>	<b>1,600.00</b>	<b>0.00</b>	<b>13.58</b>	<b>0.00</b>	<b>1,586.42</b>	<b>99.15%</b>
<b>Category: E60 - Miscellaneous Expense</b>							
001-0500-5604 Hardware - New & Renewals	11,100.00	20,600.00	10,689.89	11,217.15	0.00	9,382.85	45.55 %
001-0500-5608 Software - New & Renewals	2,425.00	10,425.00	0.00	15,545.43	0.00	-5,120.43	-49.12 %
<b>Category: E60 - Miscellaneous Expense Total:</b>	<b>13,525.00</b>	<b>31,025.00</b>	<b>10,689.89</b>	<b>26,762.58</b>	<b>0.00</b>	<b>4,262.42</b>	<b>13.74%</b>
<b>Category: E72 - Bond Expense</b>							
001-0500-5840 Principal for Loans	113,148.00	113,148.00	14,079.10	86,000.38	0.00	27,147.62	23.99 %
<b>Category: E72 - Bond Expense Total:</b>	<b>113,148.00</b>	<b>113,148.00</b>	<b>14,079.10</b>	<b>86,000.38</b>	<b>0.00</b>	<b>27,147.62</b>	<b>23.99%</b>
<b>Category: E80 - Fixed Assets</b>							
001-0500-5808 Cap Assets - Vehicles	8,600.00	0.00	0.00	0.00	0.00	0.00	0.00 %
001-0500-5816 Capital Assets - Infrastructure	0.00	12,440.20	0.00	0.00	0.00	12,440.20	100.00 %
001-0500-5898 Capital Asset Contra	0.00	0.00	0.00	11,114.52	0.00	-11,114.52	0.00 %
<b>Category: E80 - Fixed Assets Total:</b>	<b>8,600.00</b>	<b>12,440.20</b>	<b>0.00</b>	<b>11,114.52</b>	<b>0.00</b>	<b>1,325.68</b>	<b>10.66%</b>
<b>Category: E85 - Interest Expense</b>							
001-0500-5850 Interest Expense	51,080.00	51,080.00	2,605.51	44,038.69	0.00	7,041.31	13.78 %
<b>Category: E85 - Interest Expense Total:</b>	<b>51,080.00</b>	<b>51,080.00</b>	<b>2,605.51</b>	<b>44,038.69</b>	<b>0.00</b>	<b>7,041.31</b>	<b>13.78%</b>
<b>Department: 0500 - Fire - Springhill Vol</b>							
Revenue							
001-0510-4153 Springhill VFD Assessment	55,000.00	55,000.00	3,558.08	44,219.50	0.00	-10,780.50	19.60 %
<b>Category: R15 - Taxes - Property</b>							
<b>Category: R15 - Taxes - Property Total:</b>	<b>55,000.00</b>	<b>55,000.00</b>	<b>3,558.08</b>	<b>44,219.50</b>	<b>0.00</b>	<b>-10,780.50</b>	<b>19.60%</b>
<b>Revenue Total:</b>	<b>55,000.00</b>	<b>55,000.00</b>	<b>3,558.08</b>	<b>44,219.50</b>	<b>0.00</b>	<b>-10,780.50</b>	<b>19.60%</b>
<b>Expense Total:</b>	<b>4,895,676.48</b>	<b>5,073,797.65</b>	<b>388,713.39</b>	<b>4,188,420.96</b>	<b>9,304.03</b>	<b>876,072.66</b>	<b>17.27%</b>
<b>Department: 0500 - Fire Surplus (Deficit):</b>	<b>-932,971.48</b>	<b>-1,107,642.65</b>	<b>-58,376.39</b>	<b>-875,151.68</b>	<b>-9,304.03</b>	<b>223,186.94</b>	<b>20.15%</b>

Budget Report

Expense	Original Total Budget	Current Total Budget	Period Activity	Fiscal Activity	Encumbrances	Variance Favorable (Unfavorable) Remaining	Percent Remaining
Category: E30 - Supply Expense	15,000.00	54,479.59	0.00	50,218.35	0.00	4,261.24	7.82 %
Material and Maint	15,000.00	54,479.59	0.00	50,218.35	0.00	4,261.24	7.82%
Category: E30 - Supply Expense Total:	15,000.00	54,479.59	0.00	50,218.35	0.00	4,261.24	7.82%
Expense Total:	40,000.00	520.41	3,558.08	-5,998.85	0.00	-6,519.26	1,252.72%
Department: 0510 - Fire - Springhill Vol Surplus (Deficit):							
Department: 0600 - Police Revenue	780.00	780.00	67.14	671.40	0.00	-108.60	13.92 %
Category: R40 - Fines & Forfeitures	780.00	780.00	67.14	671.40	0.00	-108.60	13.92%
Intoximeter Revenue							
Category: R40 - Fines & Forfeitures Total:	780.00	780.00	67.14	671.40	0.00	-108.60	13.92%
Category: R60 - Miscellaneous Revenue	12,000.00	46,070.28	1,618.32	46,714.58	0.00	644.30	101.40 %
Miscellaneous Revenue	12,000.00	46,070.28	1,618.32	46,714.58	0.00	644.30	1.40%
Category: R60 - Miscellaneous Revenue Total:	12,000.00	46,070.28	1,618.32	46,714.58	0.00	644.30	1.40%
Category: R62 - Intergovernmental Tsfrs	1,577,502.00	1,577,502.00	131,459.00	1,314,590.00	0.00	-262,912.00	16.67 %
Xfr Designated Tax	1,577,502.00	1,577,502.00	131,459.00	1,314,590.00	0.00	-262,912.00	16.67%
Category: R62 - Intergovernmental Tsfrs Total:	1,577,502.00	1,577,502.00	131,459.00	1,314,590.00	0.00	-262,912.00	16.67%
Category: R66 - Sale of Equipment	25,000.00	25,000.00	0.00	0.00	0.00	-25,000.00	100.00 %
Sale of Fixed Assets	25,000.00	25,000.00	0.00	0.00	0.00	-25,000.00	100.00%
Category: R66 - Sale of Equipment Total:	25,000.00	25,000.00	0.00	0.00	0.00	-25,000.00	100.00%
Category: R68 - Donation Revenue	0.00	0.00	0.00	1,000.00	0.00	1,000.00	0.00 %
Donation Revenue	0.00	0.00	0.00	1,000.00	0.00	1,000.00	0.00%
Category: R68 - Donation Revenue Total:	0.00	0.00	0.00	1,000.00	0.00	1,000.00	0.00%
Category: R70 - Grant Revenue	26,700.00	26,700.00	2,632.43	22,690.56	0.00	-4,009.44	15.02 %
Grant - Police DUI/Step	26,700.00	26,700.00	2,632.43	22,690.56	0.00	-4,009.44	15.02 %
Grant Revenue	4,500.00	4,500.00	0.00	7,500.00	0.00	3,000.00	166.67 %
Grant - JAG Equip	2,500.00	2,500.00	0.00	0.00	0.00	-2,500.00	100.00 %
Category: R70 - Grant Revenue Total:	33,700.00	33,700.00	2,632.43	30,190.56	0.00	-3,509.44	10.41%
Revenue Total:	1,648,982.00	1,683,052.28	135,776.89	1,393,166.54	0.00	-289,885.74	17.22%
Category: E01 - Personnel Expense	2,254,674.39	2,254,674.39	180,232.66	2,146,470.97	0.00	108,203.42	4.80 %
Salary Expense	2,254,674.39	2,254,674.39	180,232.66	2,146,470.97	0.00	108,203.42	4.80 %
SWB Reimbursement	214,853.00	214,853.00	17,904.42	179,044.20	0.00	35,808.80	16.67 %
Overtime Expense	65,000.00	65,000.00	5,022.56	26,587.57	0.00	38,412.43	59.10 %
FICA Expense	189,695.10	189,695.10	14,074.09	166,344.27	0.00	23,350.83	12.31 %
Unemployment Expense	2,700.00	2,700.00	2.35	1,084.72	0.00	1,615.28	59.83 %
Worker's Comp Expense	17,000.00	17,000.00	0.00	0.00	0.00	17,000.00	100.00 %
APERS Expense	12,448.69	12,448.69	756.83	10,459.19	0.00	1,989.50	15.98 %

**Budget Report**

For Fiscal: 2023 Period Ending: 10/31/2023

	Original Total Budget	Current Total Budget	Period Activity	Fiscal Activity	Encumbrances	Variance Favorable (Unfavorable)	Percent Remaining
001-0600-5035	575,847.60	575,847.60	43,308.09	496,576.02	0.00	79,271.58	13.77 %
001-0600-5036	-155,000.00	-155,000.00	-43,236.05	-207,881.13	0.00	52,881.13	-34.12 %
001-0600-5040	475,093.44	475,093.44	30,041.31	328,979.39	0.00	146,114.05	30.75 %
001-0600-5050	3,000.00	3,000.00	175.00	1,846.00	175.00	979.00	32.63 %
001-0600-5055	20,000.00	20,000.00	470.56	14,855.26	251.47	4,893.27	24.47 %
001-0600-5056	15,480.00	15,480.00	1,200.00	15,090.00	0.00	390.00	2.52 %
001-0600-5057	20,000.00	20,000.00	0.00	14,881.65	0.00	5,118.35	25.59 %
001-0600-5060	35,000.00	35,000.00	1,583.15	19,826.40	317.55	14,856.05	42.45 %
001-0600-5065	500.00	500.00	65.40	65.40	0.00	434.60	86.92 %
<b>Category: E01 - Personnel Expense Total:</b>							
	<b>3,746,292.22</b>	<b>3,746,292.22</b>	<b>251,600.37</b>	<b>3,214,229.91</b>	<b>744.02</b>	<b>531,318.29</b>	<b>14.18%</b>
<b>Category: E10 - Building &amp; Grounds Exp</b>							
001-0600-5102	15,000.00	31,500.00	1,535.75	24,390.92	1,130.66	5,978.42	18.98 %
001-0600-5110	13,992.00	13,992.00	2,653.59	25,105.50	0.00	-11,113.50	-79.43 %
001-0600-5111	1,100.00	1,100.00	38.74	2,569.21	0.00	-1,469.21	-133.56 %
001-0600-5112	1,600.00	1,600.00	484.44	3,071.94	0.00	-1,471.94	-92.00 %
001-0600-5115	27,328.92	18,628.92	1,596.15	9,705.17	0.00	8,923.75	47.90 %
001-0600-5116	47,580.00	47,580.00	4,362.87	41,816.38	34.36	5,729.26	12.04 %
001-0600-5120	4,733.00	16,133.00	9,688.01	9,688.01	0.00	6,444.99	39.95 %
001-0600-5130	780.00	780.00	135.70	1,233.45	0.00	-453.45	-58.13 %
001-0600-5142	5,000.00	5,000.00	0.00	4,977.79	392.76	-370.55	-7.41 %
<b>Category: E10 - Building &amp; Grounds Exp Total:</b>							
	<b>117,113.92</b>	<b>136,313.92</b>	<b>20,495.25</b>	<b>122,558.37</b>	<b>1,557.78</b>	<b>12,197.77</b>	<b>8.95%</b>
<b>Category: E20 - Vehicle Expense</b>							
001-0600-5200	186,000.00	186,000.00	20,407.65	160,345.25	81.14	25,573.61	13.75 %
001-0600-5210	50,000.00	84,070.28	-1,574.78	126,672.36	-10,489.83	-32,112.25	-38.20 %
001-0600-5212	1,500.00	1,500.00	0.00	201.43	0.00	1,298.57	86.57 %
001-0600-5213	3,000.00	3,000.00	0.00	32.95	0.00	2,967.05	98.90 %
001-0600-5214	750.00	750.00	0.00	0.00	0.00	750.00	100.00 %
001-0600-5218	15,000.00	15,000.00	2,125.69	8,989.51	5,925.21	85.28	0.57 %
001-0600-5225	30,000.00	38,813.54	0.00	33,881.56	0.00	4,931.98	12.71 %
001-0600-5230	5,000.00	5,000.00	0.00	0.00	0.00	5,000.00	100.00 %
<b>Category: E20 - Vehicle Expense Total:</b>							
	<b>291,250.00</b>	<b>334,133.82</b>	<b>20,958.56</b>	<b>330,123.06</b>	<b>-4,483.48</b>	<b>8,494.24</b>	<b>2.54%</b>
<b>Category: E30 - Supply Expense</b>							
001-0600-5300	6,000.00	6,000.00	46.08	4,451.09	75.00	1,473.91	24.57 %
001-0600-5310	20,000.00	20,000.00	0.00	16,880.26	0.00	3,119.74	15.60 %
001-0600-5312	19,600.00	19,600.00	3,750.00	17,895.09	1,073.97	630.94	3.22 %
001-0600-5314	10,000.00	10,000.00	0.00	4,657.10	0.00	5,342.90	53.43 %
001-0600-5322	2,900.00	2,900.00	0.00	1,824.64	0.00	1,075.36	37.08 %
001-0600-5350	800.00	800.00	94.60	391.83	125.00	283.17	35.40 %
001-0600-5380	500.00	500.00	17.35	17.35	56.01	426.64	85.33 %
<b>Category: E30 - Supply Expense Total:</b>							
	<b>59,800.00</b>	<b>59,800.00</b>	<b>3,908.03</b>	<b>46,117.36</b>	<b>1,329.98</b>	<b>12,352.66</b>	<b>20.66%</b>

Budget Report

	Original Total Budget	Current Total Budget	Period Activity	Fiscal Activity	Encumbrances	Variance Favorable (Unfavorable)	Percent Remaining
<b>Category: E40 - Operations Expense</b>							
001-0600-5480	2,000.00	2,000.00	0.00	1,259.00	0.00	741.00	37.05 %
001-0600-5525	5,900.00	5,900.00	634.50	5,900.00	0.00	0.00	0.00 %
001-0600-5530	2,000.00	2,000.00	184.50	2,000.00	0.00	0.00	0.00 %
001-0600-5531	1,200.00	1,980.00	0.00	0.00	0.00	1,980.00	100.00 %
	<b>11,100.00</b>	<b>11,880.00</b>	<b>819.00</b>	<b>9,159.00</b>	<b>0.00</b>	<b>2,721.00</b>	<b>22.90%</b>

Category: E40 - Operations Expense Total:

	Original Total Budget	Current Total Budget	Period Activity	Fiscal Activity	Encumbrances	Variance Favorable (Unfavorable)	Percent Remaining
<b>Category: E55 - Professional Services</b>							
001-0600-5553	1,000.00	500.00	0.00	0.00	48.19	451.81	90.36 %
001-0600-5586	6,000.00	6,000.00	304.00	2,630.39	120.00	3,249.61	54.16 %
001-0600-5589	500.00	500.00	27.47	339.03	0.00	160.97	32.19 %
	<b>7,500.00</b>	<b>7,000.00</b>	<b>331.47</b>	<b>2,969.42</b>	<b>168.19</b>	<b>3,862.39</b>	<b>55.18%</b>

Category: E55 - Professional Services Total:

	Original Total Budget	Current Total Budget	Period Activity	Fiscal Activity	Encumbrances	Variance Favorable (Unfavorable)	Percent Remaining
<b>Category: E60 - Miscellaneous Expense</b>							
001-0600-5604	38,000.00	38,000.00	142.85	3,465.34	0.00	34,534.66	90.88 %
001-0600-5608	46,025.00	46,025.00	940.80	48,332.12	150.00	-2,457.12	-5.34 %
001-0600-5616	500.00	500.00	0.00	0.00	0.00	500.00	100.00 %
001-0600-5617	800.00	800.00	0.00	81.31	456.26	262.43	32.80 %
	<b>85,325.00</b>	<b>85,325.00</b>	<b>1,083.65</b>	<b>51,878.77</b>	<b>606.26</b>	<b>32,839.97</b>	<b>38.49%</b>

Category: E60 - Miscellaneous Expense Total:

	Original Total Budget	Current Total Budget	Period Activity	Fiscal Activity	Encumbrances	Variance Favorable (Unfavorable)	Percent Remaining
<b>Category: E70 - Grant Expense</b>							
001-0600-5700	4,500.00	4,500.00	0.00	5,790.29	0.00	-1,290.29	-28.67 %
001-0600-5705	26,700.00	26,700.00	1,194.78	12,998.49	0.00	13,701.51	51.32 %
	<b>31,200.00</b>	<b>31,200.00</b>	<b>1,194.78</b>	<b>18,788.78</b>	<b>0.00</b>	<b>12,411.22</b>	<b>39.78%</b>

Category: E70 - Grant Expense Total:

	Original Total Budget	Current Total Budget	Period Activity	Fiscal Activity	Encumbrances	Variance Favorable (Unfavorable)	Percent Remaining
<b>Category: E72 - Bond Expense</b>							
001-0600-5840	828,881.63	926,293.34	143,783.94	557,206.38	0.00	369,086.96	39.85 %
	<b>828,881.63</b>	<b>926,293.34</b>	<b>143,783.94</b>	<b>557,206.38</b>	<b>0.00</b>	<b>369,086.96</b>	<b>39.85%</b>

Category: E72 - Bond Expense Total:

	Original Total Budget	Current Total Budget	Period Activity	Fiscal Activity	Encumbrances	Variance Favorable (Unfavorable)	Percent Remaining
<b>Category: E80 - Fixed Assets</b>							
001-0600-5810	0.00	0.00	-4,300.00	0.00	0.00	0.00	0.00 %
001-0600-5820	0.00	0.00	0.00	296,548.69	66,398.36	-362,947.05	0.00 %
001-0600-5898	0.00	0.00	12,672.32	688,403.25	0.00	-688,403.25	0.00 %
	<b>0.00</b>	<b>0.00</b>	<b>8,372.32</b>	<b>984,951.94</b>	<b>66,398.36</b>	<b>-1,051,350.30</b>	<b>0.00%</b>

Category: E80 - Fixed Assets Total:

	Original Total Budget	Current Total Budget	Period Activity	Fiscal Activity	Encumbrances	Variance Favorable (Unfavorable)	Percent Remaining
<b>Category: E85 - Interest Expense</b>							
001-0600-5850	95,872.22	98,663.51	5,409.49	32,900.91	0.00	65,762.60	66.65 %
	<b>95,872.22</b>	<b>98,663.51</b>	<b>5,409.49</b>	<b>32,900.91</b>	<b>0.00</b>	<b>65,762.60</b>	<b>66.65%</b>

Category: E85 - Interest Expense Total:

	Original Total Budget	Current Total Budget	Period Activity	Fiscal Activity	Encumbrances	Variance Favorable (Unfavorable)	Percent Remaining
<b>Department: 0600 - Police Surplus (Deficit)</b>							
	<b>5,274,334.99</b>	<b>5,436,901.81</b>	<b>457,956.86</b>	<b>5,370,883.90</b>	<b>66,321.11</b>	<b>-303.20</b>	<b>-0.01%</b>
	<b>-3,625,352.99</b>	<b>-3,753,849.53</b>	<b>-322,179.97</b>	<b>-3,977,717.36</b>	<b>-66,321.11</b>	<b>-290,188.94</b>	<b>-7.73%</b>

Department: 0600 - Police Surplus (Deficit):



Budget Report

	Original Total Budget	Current Total Budget	Period Activity	Fiscal Activity	Encumbrances	Variance Favorable (Unfavorable)	Percent Remaining
<b>Department: 0610 - Police - Dispatch</b>							
<b>Revenue</b>							
Category: R60 - Miscellaneous Revenue	238,000.00	238,000.00	0.00	239,471.05	0.00	1,471.05	100.62 %
Emerg Telephone Service Rev							
<b>Category: R60 - Miscellaneous Revenue Total:</b>	<b>238,000.00</b>	<b>238,000.00</b>	<b>0.00</b>	<b>239,471.05</b>	<b>0.00</b>	<b>1,471.05</b>	<b>0.62%</b>
<b>Revenue Total:</b>	<b>238,000.00</b>	<b>238,000.00</b>	<b>0.00</b>	<b>239,471.05</b>	<b>0.00</b>	<b>1,471.05</b>	<b>0.62%</b>
<b>Expense</b>							
<b>Category: E01 - Personnel Expense</b>							
001-0610-5000 Salary Expense	363,002.21	363,002.21	18,916.10	255,191.57	0.00	107,810.64	29.70 %
001-0610-5010 Overtime Expense	80,000.00	80,000.00	5,985.93	75,752.26	0.00	4,247.74	5.31 %
001-0610-5020 FICA Expense	33,889.68	33,889.68	1,858.02	24,692.50	0.00	9,197.18	27.14 %
001-0610-5022 Unemployment Expense	840.00	840.00	4.82	245.41	0.00	594.59	70.78 %
001-0610-5025 Worker's Comp Expense	10,000.00	16,000.00	0.00	30,234.16	0.00	-14,234.16	-88.96 %
001-0610-5030 APERS Expense	61,217.17	61,217.17	3,568.87	48,773.63	0.00	12,443.54	20.33 %
001-0610-5040 Health Insurance Expense	79,868.76	79,868.76	3,993.16	54,477.30	0.00	25,391.46	31.79 %
<b>Category: E01 - Personnel Expense Total:</b>	<b>628,817.82</b>	<b>634,817.82</b>	<b>34,326.90</b>	<b>489,366.83</b>	<b>0.00</b>	<b>145,450.99</b>	<b>22.91%</b>
<b>Category: E55 - Professional Services</b>							
001-0610-5565 Prof Services - Dispatch	1,950.00	1,950.00	0.00	95.80	0.00	1,854.20	95.09 %
<b>Category: E55 - Professional Services Total:</b>	<b>1,950.00</b>	<b>1,950.00</b>	<b>0.00</b>	<b>95.80</b>	<b>0.00</b>	<b>1,854.20</b>	<b>95.09%</b>
<b>Category: E64 - Reimbursement</b>							
001-0610-5650 Emerg Telephone Service Exp	67,640.00	218,640.00	23,755.12	188,368.84	29,356.00	915.16	0.42 %
<b>Category: E64 - Reimbursement Total:</b>	<b>67,640.00</b>	<b>218,640.00</b>	<b>23,755.12</b>	<b>188,368.84</b>	<b>29,356.00</b>	<b>915.16</b>	<b>0.42%</b>
<b>Expense Total:</b>	<b>698,407.82</b>	<b>855,407.82</b>	<b>58,082.02</b>	<b>677,831.47</b>	<b>29,356.00</b>	<b>148,220.35</b>	<b>17.33%</b>
<b>Department: 0610 - Police - Dispatch Surplus (Deficit):</b>	<b>-460,407.82</b>	<b>-617,407.82</b>	<b>-58,082.02</b>	<b>-438,360.42</b>	<b>-29,356.00</b>	<b>149,691.40</b>	<b>24.25%</b>
<b>Department: 0620 - Police - SRO</b>							
<b>Revenue</b>							
Category: R64 - Reimbursement	293,000.00	293,000.00	0.00	350,157.60	0.00	57,157.60	119.51 %
Reimbursement Rev- SRO							
<b>Category: R64 - Reimbursement Total:</b>	<b>293,000.00</b>	<b>293,000.00</b>	<b>0.00</b>	<b>350,157.60</b>	<b>0.00</b>	<b>57,157.60</b>	<b>19.51%</b>
<b>Revenue Total:</b>	<b>293,000.00</b>	<b>293,000.00</b>	<b>0.00</b>	<b>350,157.60</b>	<b>0.00</b>	<b>57,157.60</b>	<b>19.51%</b>
<b>Expense</b>							
<b>Category: E01 - Personnel Expense</b>							
001-0620-5000 Salary Expense	374,744.66	374,744.66	34,625.06	376,110.04	0.00	-1,365.38	-0.36 %
001-0620-5010 Overtime Expense	1,000.00	1,000.00	270.14	4,077.72	0.00	-3,077.72	-307.77 %
001-0620-5020 FICA Expense	28,759.77	28,759.77	2,602.67	28,467.55	0.00	292.22	1.02 %
001-0620-5022 Unemployment Expense	480.00	480.00	0.00	177.03	0.00	302.97	63.12 %
001-0620-5025 Worker's Comp Expense	7,000.00	7,900.00	0.00	7,838.51	0.00	61.49	0.78 %
001-0620-5035 LOPFI Expense	90,150.26	90,150.26	8,425.27	91,544.00	0.00	-1,393.74	-1.55 %
001-0620-5036 LOPFI Prem Advance	-22,000.00	-22,000.00	-8,425.27	-38,543.31	0.00	16,543.31	-75.20 %

Budget Report

	Original Total Budget	Current Total Budget	Period Activity	Fiscal Activity	Encumbrances	Variance Favorable (Unfavorable) Remaining	Percent Remaining
001-0620-5040	97,361.76	97,361.76	8,028.57	76,793.13	0.00	20,568.63	21.13 %
001-0620-5050	500.00	500.00	0.00	0.00	0.00	500.00	100.00 %
001-0620-5056	9,000.00	9,000.00	1,141.42	5,425.42	231.74	3,342.84	37.14 %
001-0620-5060	15,000.00	15,000.00	250.00	13,205.05	0.00	1,794.95	11.97 %
<b>Category: E01 - Personnel Expense Total:</b>	<b>601,996.45</b>	<b>602,896.45</b>	<b>46,917.86</b>	<b>565,095.14</b>	<b>231.74</b>	<b>37,569.57</b>	<b>6.23%</b>
<b>Category: E10 - Building &amp; Grounds Exp</b>							
001-0620-5116	9,600.00	9,600.00	449.72	6,625.44	0.00	2,974.56	30.99 %
<b>Category: E10 - Building &amp; Grounds Exp Total:</b>	<b>9,600.00</b>	<b>9,600.00</b>	<b>449.72</b>	<b>6,625.44</b>	<b>0.00</b>	<b>2,974.56</b>	<b>30.99%</b>
<b>Category: E60 - Miscellaneous Expense</b>							
001-0620-5608	2,500.00	2,500.00	0.00	0.00	0.00	2,500.00	100.00 %
<b>Category: E60 - Miscellaneous Expense Total:</b>	<b>2,500.00</b>	<b>2,500.00</b>	<b>0.00</b>	<b>0.00</b>	<b>0.00</b>	<b>2,500.00</b>	<b>100.00%</b>
<b>Department: 0620 - Police - K9</b>							
<b>Expense</b>							
<b>Category: E30 - Supply Expense</b>							
001-0630-5306	1,800.00	1,800.00	1,796.93	1,796.93	0.00	3.07	0.17 %
<b>Category: E30 - Supply Expense Total:</b>	<b>1,800.00</b>	<b>1,800.00</b>	<b>1,796.93</b>	<b>1,796.93</b>	<b>0.00</b>	<b>3.07</b>	<b>0.17%</b>
<b>Category: E40 - Operations Expense</b>							
001-0630-5500	5,500.00	5,500.00	0.00	1,616.56	105.83	3,777.61	68.68 %
<b>Category: E40 - Operations Expense Total:</b>	<b>5,500.00</b>	<b>5,500.00</b>	<b>0.00</b>	<b>1,616.56</b>	<b>105.83</b>	<b>3,777.61</b>	<b>68.68%</b>
<b>Category: E55 - Professional Services</b>							
001-0630-5592	3,000.00	3,000.00	629.85	1,564.30	26.24	1,409.46	46.98 %
<b>Category: E55 - Professional Services Total:</b>	<b>3,000.00</b>	<b>3,000.00</b>	<b>629.85</b>	<b>1,564.30</b>	<b>26.24</b>	<b>1,409.46</b>	<b>46.98%</b>
<b>Department: 0630 - Police - K9 Total:</b>	<b>10,300.00</b>	<b>10,300.00</b>	<b>2,426.78</b>	<b>4,977.79</b>	<b>132.07</b>	<b>5,190.14</b>	<b>50.39%</b>
<b>Fund: 001 - General Fund Surplus (Deficit):</b>	<b>160,002.44</b>	<b>-1,497,053.77</b>	<b>64,764.26</b>	<b>-1,395,718.48</b>	<b>-392,854.28</b>	<b>-291,518.99</b>	<b>-19.47%</b>
<b>Fund: 002 - Sales Tax Fund</b>							
<b>Department: 0100 - Administration</b>							
<b>Revenue</b>							
<b>Category: R10 - Taxes - Sales</b>							
002-0100-4105	6,310,008.00	6,310,008.00	559,695.16	5,418,094.94	0.00	-891,913.06	14.13 %
<b>Category: R10 - Taxes - Sales Total:</b>	<b>6,310,008.00</b>	<b>6,310,008.00</b>	<b>559,695.16</b>	<b>5,418,094.94</b>	<b>0.00</b>	<b>-891,913.06</b>	<b>14.13%</b>
<b>Revenue Total:</b>	<b>6,310,008.00</b>	<b>6,310,008.00</b>	<b>559,695.16</b>	<b>5,418,094.94</b>	<b>0.00</b>	<b>-891,913.06</b>	<b>14.13%</b>

**Budget Report**

For Fiscal: 2023 Period Ending: 10/31/2023

Expense	Original Total Budget	Current Total Budget	Period Activity	Fiscal Activity	Encumbrances	Variance Favorable (Unfavorable) Remaining	Percent Remaining
Category: E62 - Intergovernmental Tsfr							
Xfer to General	6,310,008.00	6,310,008.00	525,834.00	5,258,340.00	0.00	1,051,668.00	16.67%
<b>Category: E62 - Intergovernmental Tsfr Total:</b>	<b>6,310,008.00</b>	<b>6,310,008.00</b>	<b>525,834.00</b>	<b>5,258,340.00</b>	<b>0.00</b>	<b>1,051,668.00</b>	<b>16.67%</b>
<b>Expense Total:</b>	<b>6,310,008.00</b>	<b>6,310,008.00</b>	<b>525,834.00</b>	<b>5,258,340.00</b>	<b>0.00</b>	<b>1,051,668.00</b>	<b>16.67%</b>
Department: 0100 - Administration Surplus (Deficit):	0.00	0.00	33,861.16	159,754.94	0.00	159,754.94	0.00%
Fund: 002 - Sales Tax Fund Surplus (Deficit):	0.00	0.00	33,861.16	159,754.94	0.00	159,754.94	0.00%
<b>Fund: 003 - Franchise Fees Fund</b>							
Department: 0100 - Administration							
Revenue							
Category: R50 - Sale of Services							
AT&T / SW Bell Franchise Fee	150,000.00	150,000.00	0.00	36,937.39	0.00	-113,062.61	75.38%
Centerpoint Energy Franchise Fee	200,000.00	200,000.00	6,484.93	292,844.34	0.00	92,844.34	146.42%
Fidelity Franchise Fee	15,000.00	15,000.00	0.00	17,031.12	0.00	2,031.12	113.54%
Comcast Cable Franchise Fee	75,000.00	75,000.00	0.00	51,713.81	0.00	-23,286.19	31.05%
Entergy Franchise Fee	600,000.00	600,000.00	74,106.67	617,259.55	0.00	17,259.55	102.88%
First Electric Franchise Fee	275,000.00	275,000.00	36,842.89	341,295.50	0.00	66,295.50	124.11%
Windstream Franchise Fee	15,000.00	15,000.00	3,491.00	12,976.39	0.00	-2,023.61	13.49%
<b>Category: R50 - Sale of Services Total:</b>	<b>1,330,000.00</b>	<b>1,330,000.00</b>	<b>120,925.49</b>	<b>1,370,058.10</b>	<b>0.00</b>	<b>40,058.10</b>	<b>3.01%</b>
<b>Revenue Total:</b>	<b>1,330,000.00</b>	<b>1,330,000.00</b>	<b>120,925.49</b>	<b>1,370,058.10</b>	<b>0.00</b>	<b>40,058.10</b>	<b>3.01%</b>
Category: E62 - Intergovernmental Tsfr							
Xfer to General	175,000.00	175,000.00	14,583.33	145,833.30	0.00	29,166.70	16.67%
<b>Category: E62 - Intergovernmental Tsfr Total:</b>	<b>175,000.00</b>	<b>175,000.00</b>	<b>14,583.33</b>	<b>145,833.30</b>	<b>0.00</b>	<b>29,166.70</b>	<b>16.67%</b>
<b>Expense Total:</b>	<b>175,000.00</b>	<b>175,000.00</b>	<b>14,583.33</b>	<b>145,833.30</b>	<b>0.00</b>	<b>29,166.70</b>	<b>16.67%</b>
Department: 0100 - Administration Surplus (Deficit):	1,155,000.00	1,155,000.00	106,342.16	1,224,224.80	0.00	69,224.80	-5.99%
<b>Fund: 003 - Franchise Fees Fund Surplus (Deficit):</b>	<b>1,155,000.00</b>	<b>1,155,000.00</b>	<b>106,342.16</b>	<b>1,224,224.80</b>	<b>0.00</b>	<b>69,224.80</b>	<b>-5.99%</b>
<b>Department: 0800 - Street</b>							
Expense							
Category: E62 - Intergovernmental Tsfr							
Xfer to Fund Bond Funds	649,000.20	649,000.20	152,971.85	680,542.81	0.00	-31,542.61	-4.86%
<b>Category: E62 - Intergovernmental Tsfr Total:</b>	<b>649,000.20</b>	<b>649,000.20</b>	<b>152,971.85</b>	<b>680,542.81</b>	<b>0.00</b>	<b>-31,542.61</b>	<b>-4.86%</b>
<b>Expense Total:</b>	<b>649,000.20</b>	<b>649,000.20</b>	<b>152,971.85</b>	<b>680,542.81</b>	<b>0.00</b>	<b>-31,542.61</b>	<b>-4.86%</b>
Department: 0800 - Street Total:	649,000.20	649,000.20	152,971.85	680,542.81	0.00	-31,542.61	-4.86%
Fund: 003 - Franchise Fees Fund Surplus (Deficit):	505,999.80	505,999.80	-46,629.69	543,681.99	0.00	37,682.19	-7.45%

Budget Report

	Original Total Budget	Current Total Budget	Period Activity	Fiscal Activity	Encumbrances	Variance Favorable (Unfavorable) Remaining	Percent Remaining
Fund: 005 - Designated Tax Fund							
Department: 0200 - Animal Control							
Revenue							
Category: R10 - Taxes - Sales							
Designated Tax - AC							
<u>005-0200-4100</u>	631,002.00	631,002.00	55,969.52	541,809.50	0.00	-89,192.50	14.14%
Category: R10 - Taxes - Sales	<b>631,002.00</b>	<b>631,002.00</b>	<b>55,969.52</b>	<b>541,809.50</b>	<b>0.00</b>	<b>-89,192.50</b>	<b>14.14%</b>
Revenue Total:	<b>631,002.00</b>	<b>631,002.00</b>	<b>55,969.52</b>	<b>541,809.50</b>	<b>0.00</b>	<b>-89,192.50</b>	<b>14.14%</b>
Expense							
Category: E62 - Intergovernmental Tsfr							
Xfer to General - AC							
<u>005-0200-5620</u>	631,002.00	631,002.00	52,583.00	525,830.00	0.00	105,172.00	16.67%
Category: E62 - Intergovernmental Tsfr	<b>631,002.00</b>	<b>631,002.00</b>	<b>52,583.00</b>	<b>525,830.00</b>	<b>0.00</b>	<b>105,172.00</b>	<b>16.67%</b>
Expense Total:	<b>631,002.00</b>	<b>631,002.00</b>	<b>52,583.00</b>	<b>525,830.00</b>	<b>0.00</b>	<b>105,172.00</b>	<b>16.67%</b>
Department: 0200 - Animal Control Surplus (Deficit):	<b>0.00</b>	<b>0.00</b>	<b>3,386.52</b>	<b>15,979.50</b>	<b>0.00</b>	<b>15,979.50</b>	<b>0.00%</b>
Department: 0400 - Parks							
Revenue							
Category: R10 - Taxes - Sales							
Designated Tax - Park							
<u>005-0400-4100</u>	631,002.00	631,002.00	55,969.52	541,809.50	0.00	-89,192.50	14.14%
Category: R10 - Taxes - Sales	<b>631,002.00</b>	<b>631,002.00</b>	<b>55,969.52</b>	<b>541,809.50</b>	<b>0.00</b>	<b>-89,192.50</b>	<b>14.14%</b>
Revenue Total:	<b>631,002.00</b>	<b>631,002.00</b>	<b>55,969.52</b>	<b>541,809.50</b>	<b>0.00</b>	<b>-89,192.50</b>	<b>14.14%</b>
Expense							
Category: E62 - Intergovernmental Tsfr							
Xfer to General - Park							
<u>005-0400-5620</u>	631,002.00	631,002.00	52,583.00	525,830.00	0.00	105,172.00	16.67%
Category: E62 - Intergovernmental Tsfr	<b>631,002.00</b>	<b>631,002.00</b>	<b>52,583.00</b>	<b>525,830.00</b>	<b>0.00</b>	<b>105,172.00</b>	<b>16.67%</b>
Expense Total:	<b>631,002.00</b>	<b>631,002.00</b>	<b>52,583.00</b>	<b>525,830.00</b>	<b>0.00</b>	<b>105,172.00</b>	<b>16.67%</b>
Department: 0400 - Parks Surplus (Deficit):	<b>0.00</b>	<b>0.00</b>	<b>3,386.52</b>	<b>15,979.50</b>	<b>0.00</b>	<b>15,979.50</b>	<b>0.00%</b>
Department: 0500 - Fire							
Revenue							
Category: R10 - Taxes - Sales							
Designated Tax - Fire							
<u>005-0500-4100</u>	1,577,502.00	1,577,502.00	139,923.79	1,354,523.74	0.00	-222,978.26	14.13%
Category: R10 - Taxes - Sales	<b>1,577,502.00</b>	<b>1,577,502.00</b>	<b>139,923.79</b>	<b>1,354,523.74</b>	<b>0.00</b>	<b>-222,978.26</b>	<b>14.13%</b>
Revenue Total:	<b>1,577,502.00</b>	<b>1,577,502.00</b>	<b>139,923.79</b>	<b>1,354,523.74</b>	<b>0.00</b>	<b>-222,978.26</b>	<b>14.13%</b>
Expense							
Category: E62 - Intergovernmental Tsfr							
Xfer to General - Fire							
<u>005-0500-5620</u>	1,577,502.00	1,577,502.00	131,459.00	1,314,590.00	0.00	262,912.00	16.67%
Category: E62 - Intergovernmental Tsfr	<b>1,577,502.00</b>	<b>1,577,502.00</b>	<b>131,459.00</b>	<b>1,314,590.00</b>	<b>0.00</b>	<b>262,912.00</b>	<b>16.67%</b>
Expense Total:	<b>1,577,502.00</b>	<b>1,577,502.00</b>	<b>131,459.00</b>	<b>1,314,590.00</b>	<b>0.00</b>	<b>262,912.00</b>	<b>16.67%</b>
Department: 0500 - Fire Surplus (Deficit):	<b>0.00</b>	<b>0.00</b>	<b>8,464.79</b>	<b>39,933.74</b>	<b>0.00</b>	<b>39,933.74</b>	<b>0.00%</b>

Budget Report

For Fiscal: 2023 Period Ending: 10/31/2023

	Original Total Budget	Current Total Budget	Period Activity	Fiscal Activity	Encumbrances	Variance Favorable (Unfavorable) Remaining	Percent Remaining
Department: 0600 - Police Revenue							
Category: R10 - Taxes - Sales							
Designated Tax - Police	1,577,502.00	1,577,502.00	139,923.79	1,354,523.74	0.00	-222,978.26	14.13 %
<b>Category: R10 - Taxes - Sales Total:</b>	<b>1,577,502.00</b>	<b>1,577,502.00</b>	<b>139,923.79</b>	<b>1,354,523.74</b>	<b>0.00</b>	<b>-222,978.26</b>	<b>14.13 %</b>
Revenue Total:	1,577,502.00	1,577,502.00	139,923.79	1,354,523.74	0.00	-222,978.26	14.13 %
Expense							
Category: E62 - Intergovernmental Tsfr							
Xfer to General - Police	1,577,502.00	1,577,502.00	131,459.00	1,314,590.00	0.00	262,912.00	16.67 %
<b>Category: E62 - Intergovernmental Tsfr Total:</b>	<b>1,577,502.00</b>	<b>1,577,502.00</b>	<b>131,459.00</b>	<b>1,314,590.00</b>	<b>0.00</b>	<b>262,912.00</b>	<b>16.67 %</b>
Expense Total:	1,577,502.00	1,577,502.00	131,459.00	1,314,590.00	0.00	262,912.00	16.67 %
Department: 0600 - Police Surplus (Deficit):	0.00	0.00	8,464.79	39,933.74	0.00	39,933.74	0.00 %
Department: 0800 - Street Revenue							
Category: R10 - Taxes - Sales							
Designated Tax - Street	1,893,000.00	1,893,000.00	167,908.54	1,625,428.46	0.00	-267,571.54	14.13 %
<b>Category: R10 - Taxes - Sales Total:</b>	<b>1,893,000.00</b>	<b>1,893,000.00</b>	<b>167,908.54</b>	<b>1,625,428.46</b>	<b>0.00</b>	<b>-267,571.54</b>	<b>14.13 %</b>
Revenue Total:	1,893,000.00	1,893,000.00	167,908.54	1,625,428.46	0.00	-267,571.54	14.13 %
Expense							
Category: E62 - Intergovernmental Tsfr							
Xfer to Street	1,893,000.00	1,893,000.00	157,750.00	1,577,500.00	0.00	315,500.00	16.67 %
<b>Category: E62 - Intergovernmental Tsfr Total:</b>	<b>1,893,000.00</b>	<b>1,893,000.00</b>	<b>157,750.00</b>	<b>1,577,500.00</b>	<b>0.00</b>	<b>315,500.00</b>	<b>16.67 %</b>
Expense Total:	1,893,000.00	1,893,000.00	157,750.00	1,577,500.00	0.00	315,500.00	16.67 %
Department: 0800 - Street Surplus (Deficit):	0.00	0.00	10,158.54	47,928.46	0.00	47,928.46	0.00 %
Fund: 005 - Designated Tax Fund Surplus (Deficit):	0.00	0.00	33,861.16	159,754.94	0.00	159,754.94	0.00 %
Fund: 007 - Investment Account Department: 0100 - Administration Revenue							
Category: R85 - Interest Revenue							
Interest Revenue	0.00	0.00	2,547.41	5,700.08	0.00	5,700.08	0.00 %
<b>Category: R85 - Interest Revenue Total:</b>	<b>0.00</b>	<b>0.00</b>	<b>2,547.41</b>	<b>5,700.08</b>	<b>0.00</b>	<b>5,700.08</b>	<b>0.00 %</b>
Revenue Total:	0.00	0.00	2,547.41	5,700.08	0.00	5,700.08	0.00 %
Expense							
Category: E62 - Intergovernmental Tsfr							
Xfer to Other	0.00	0.00	0.00	1,360,536.60	0.00	-1,360,536.60	0.00 %
<b>Category: E62 - Intergovernmental Tsfr Total:</b>	<b>0.00</b>	<b>0.00</b>	<b>0.00</b>	<b>1,360,536.60</b>	<b>0.00</b>	<b>-1,360,536.60</b>	<b>0.00 %</b>

Budget Report

	Original Total Budget	Current Total Budget	Period Activity	Fiscal Activity	Encumbrances	Variance Favorable (Unfavorable)	Percent Remaining
Category: E85 - Interest Expense Loss <u>007-0100-5855</u>	0.00	0.00	-3,390.10	-35,715.90	0.00	35,715.90	0.00 %
Category: E85 - Interest Expense Total:	0.00	0.00	-3,390.10	-35,715.90	0.00	35,715.90	0.00 %
Expense Total:	0.00	0.00	-3,390.10	1,324,820.70	0.00	-1,324,820.70	0.00 %
Department: 0100 - Administration Surplus (Deficit):	0.00	0.00	5,937.51	-1,319,120.62	0.00	-1,319,120.62	0.00 %
Fund: 007 - Investment Account Surplus (Deficit):	0.00	0.00	5,937.51	-1,319,120.62	0.00	-1,319,120.62	0.00 %
Fund: 020 - Animal Control Donation Department: 0200 - Animal Control Revenue	2,500.00	2,500.00	0.00	0.00	0.00	-2,500.00	100.00 %
Category: R68 - Donation Revenue Donation Revenue Ord 2011-24 <u>020-0200-4680</u>	2,500.00	2,500.00	0.00	0.00	0.00	-2,500.00	100.00 %
Category: R68 - Donation Revenue Total:	2,500.00	2,500.00	0.00	0.00	0.00	-2,500.00	100.00 %
Revenue Total:	2,500.00	2,500.00	0.00	0.00	0.00	-2,500.00	100.00 %
Expense	2,500.00	32,500.00	0.00	984.42	0.00	31,515.58	96.97 %
Category: E55 - Professional Services AC Donation Expense <u>020-0200-5580</u>	2,500.00	32,500.00	0.00	984.42	0.00	31,515.58	96.97 %
Category: E55 - Professional Services Total:	2,500.00	32,500.00	0.00	984.42	0.00	31,515.58	96.97 %
Expense Total:	0.00	-30,000.00	0.00	-984.42	0.00	29,015.58	96.72 %
Department: 0200 - Animal Control Surplus (Deficit):	0.00	-30,000.00	0.00	-984.42	0.00	29,015.58	96.72 %
Fund: 020 - Animal Control Donation Surplus (Deficit):	0.00	-30,000.00	0.00	-984.42	0.00	29,015.58	96.72 %
Fund: 030 - Act 1256 of 1995 Court Department: 0300 - Court Revenue	71,250.00	71,250.00	1,730.00	13,630.00	0.00	-57,620.00	80.87 %
Category: R40 - Fines & Forfeitures Act 1256 Civil Division <u>030-0300-4404</u>	330,000.00	330,000.00	17,525.67	201,304.37	0.00	-128,695.63	39.00 %
Act 1256 District Court Rev <u>030-0300-4406</u>	401,250.00	401,250.00	19,255.67	214,934.37	0.00	-186,315.63	46.43 %
Category: R40 - Fines & Forfeitures Total:	401,250.00	401,250.00	19,255.67	214,934.37	0.00	-186,315.63	46.43 %
Revenue Total:	401,250.00	401,250.00	19,255.67	214,934.37	0.00	-186,315.63	46.43 %
Expense	5,200.00	5,200.00	394.84	3,948.40	0.00	1,251.60	24.07 %
Category: E01 - Personnel Expense Act 1256 Judge Retirement <u>030-0300-5072</u>	5,200.00	5,200.00	394.84	3,948.40	0.00	1,251.60	24.07 %
Category: E01 - Personnel Expense Total:	5,200.00	5,200.00	394.84	3,948.40	0.00	1,251.60	24.07 %
Category: E40 - Operations Expense Act 316 of 1991 Expense Act 918 of 1983 Expense Act 1256 Co Admin of Justice Act 1256 Court Costs <u>030-0300-5400</u> <u>030-0300-5415</u> <u>030-0300-5425</u> <u>030-0300-5430</u>	250.00	250.00	18.12	181.20	0.00	68.80	27.52 %
Act 316 of 1991 Expense	17,500.00	17,500.00	1,342.64	13,426.40	0.00	4,073.60	23.28 %
Act 918 of 1983 Expense	140,500.00	140,500.00	10,741.60	107,416.00	0.00	33,084.00	23.55 %
Act 1256 Co Admin of Justice	15,250.00	15,250.00	1,181.04	11,810.40	0.00	3,439.60	22.55 %
Act 1256 Court Costs							

**Budget Report**

For Fiscal: 2023 Period Ending: 10/31/2023

	Original Total Budget	Current Total Budget	Period Activity	Fiscal Activity	Encumbrances	Variance Favorable (Unfavorable)	Percent Remaining
Act 1256 City Attorney	28,500.00	28,500.00	2,190.68	21,906.80	0.00	6,593.20	23.13 %
Act 1256 DFA (State)	167,150.00	167,150.00	1,353.01	35,907.77	0.00	131,242.23	78.52 %
Act 1256 Ordinance 89-15	26,000.00	26,000.00	1,966.60	19,666.00	0.00	6,334.00	24.36 %
Act 1256 Intoximeter Expense	900.00	900.00	67.14	671.40	0.00	228.60	25.40 %
<b>Category: E40 - Operations Expense Total:</b>	<b>396,050.00</b>	<b>396,050.00</b>	<b>18,860.83</b>	<b>210,985.97</b>	<b>0.00</b>	<b>185,064.03</b>	<b>46.73%</b>
<b>Expense Total:</b>	<b>401,250.00</b>	<b>401,250.00</b>	<b>19,255.67</b>	<b>214,934.37</b>	<b>0.00</b>	<b>186,315.63</b>	<b>46.43%</b>
<b>Department: 0300 - Court Surplus (Deficit):</b>	<b>0.00</b>	<b>0.00</b>	<b>0.00</b>	<b>0.00</b>	<b>0.00</b>	<b>0.00</b>	<b>0.00%</b>
<b>Fund: 030 - Act 1256 of 1995 Court Surplus (Deficit):</b>	<b>0.00</b>	<b>0.00</b>	<b>0.00</b>	<b>0.00</b>	<b>0.00</b>	<b>0.00</b>	<b>0.00%</b>
<b>Fund: 031 - Act 1809 of 2001 Court Auto</b>							
<b>Department: 0300 - Court</b>							
<b>Revenue</b>							
<b>Category: R40 - Fines &amp; Forfeitures</b>							
Act 1809 of 2001 Revenue	36,000.00	36,000.00	2,172.00	27,259.00	0.00	-8,741.00	24.28 %
<b>Category: R40 - Fines &amp; Forfeitures Total:</b>	<b>36,000.00</b>	<b>36,000.00</b>	<b>2,172.00</b>	<b>27,259.00</b>	<b>0.00</b>	<b>-8,741.00</b>	<b>24.28%</b>
<b>Revenue Total:</b>	<b>36,000.00</b>	<b>36,000.00</b>	<b>2,172.00</b>	<b>27,259.00</b>	<b>0.00</b>	<b>-8,741.00</b>	<b>24.28%</b>
<b>Expense</b>							
<b>Category: E60 - Miscellaneous Expense</b>							
Software - New & Renewals	36,000.00	36,000.00	5,467.47	32,007.56	6,450.00	-2,457.56	-6.83 %
<b>Category: E60 - Miscellaneous Expense Total:</b>	<b>36,000.00</b>	<b>36,000.00</b>	<b>5,467.47</b>	<b>32,007.56</b>	<b>6,450.00</b>	<b>-2,457.56</b>	<b>-6.83%</b>
<b>Expense Total:</b>	<b>36,000.00</b>	<b>36,000.00</b>	<b>5,467.47</b>	<b>32,007.56</b>	<b>6,450.00</b>	<b>-2,457.56</b>	<b>-6.83%</b>
<b>Department: 0300 - Court Surplus (Deficit):</b>	<b>0.00</b>	<b>0.00</b>	<b>-3,295.47</b>	<b>-4,748.56</b>	<b>-6,450.00</b>	<b>-11,198.56</b>	<b>0.00%</b>
<b>Fund: 031 - Act 1809 of 2001 Court Auto Surplus (Deficit):</b>	<b>0.00</b>	<b>0.00</b>	<b>-3,295.47</b>	<b>-4,748.56</b>	<b>-6,450.00</b>	<b>-11,198.56</b>	<b>0.00%</b>
<b>Fund: 045 - Park 1/8 SalesTax O &amp; M</b>							
<b>Department: 0400 - Parks</b>							
<b>Revenue</b>							
<b>Category: R10 - Taxes - Sales</b>							
Park 1/8 Sales Tax	788,751.00	788,751.00	69,961.90	677,261.87	0.00	-111,489.13	14.13 %
<b>Category: R10 - Taxes - Sales Total:</b>	<b>788,751.00</b>	<b>788,751.00</b>	<b>69,961.90</b>	<b>677,261.87</b>	<b>0.00</b>	<b>-111,489.13</b>	<b>14.13%</b>
<b>Revenue Total:</b>	<b>788,751.00</b>	<b>788,751.00</b>	<b>69,961.90</b>	<b>677,261.87</b>	<b>0.00</b>	<b>-111,489.13</b>	<b>14.13%</b>
<b>Expense</b>							
<b>Category: E62 - Intergovernmental Tsfr</b>							
Xfer to General	788,751.00	788,751.00	65,729.00	657,290.00	0.00	131,461.00	16.67 %
<b>Category: E62 - Intergovernmental Tsfr Total:</b>	<b>788,751.00</b>	<b>788,751.00</b>	<b>65,729.00</b>	<b>657,290.00</b>	<b>0.00</b>	<b>131,461.00</b>	<b>16.67%</b>
<b>Expense Total:</b>	<b>788,751.00</b>	<b>788,751.00</b>	<b>65,729.00</b>	<b>657,290.00</b>	<b>0.00</b>	<b>131,461.00</b>	<b>16.67%</b>
<b>Department: 0400 - Parks Surplus (Deficit):</b>	<b>0.00</b>	<b>0.00</b>	<b>4,232.90</b>	<b>19,971.87</b>	<b>0.00</b>	<b>19,971.87</b>	<b>0.00%</b>
<b>Fund: 045 - Park 1/8 SalesTax O &amp; M Surplus (Deficit):</b>	<b>0.00</b>	<b>0.00</b>	<b>4,232.90</b>	<b>19,971.87</b>	<b>0.00</b>	<b>19,971.87</b>	<b>0.00%</b>

Budget Report

	Original Total Budget	Current Total Budget	Period Activity	Fiscal Activity	Encumbrances	Variance Favorable (Unfavorable) Remaining	Percent Remaining
<b>Fund: 051 - Act 833 of 1991 Fire</b>							
Department: 0500 - Fire							
Revenue							
Category: R15 - Taxes - Property	20,000.00	20,000.00	7,270.68	32,662.74	0.00	12,662.74	163.31 %
State Turnback	20,000.00	20,000.00	7,270.68	32,662.74	0.00	12,662.74	63.31%
Category: R15 - Taxes - Property Total:	20,000.00	20,000.00	7,270.68	32,662.74	0.00	12,662.74	63.31%
Revenue Total:	20,000.00	20,000.00	7,270.68	32,662.74	0.00	12,662.74	63.31%
Expense							
Category: E40 - Operations Expense	20,000.00	56,702.05	0.00	47,823.38	0.00	8,878.67	15.66 %
Act 833 Expense	20,000.00	56,702.05	0.00	47,823.38	0.00	8,878.67	15.66%
Category: E40 - Operations Expense Total:	20,000.00	56,702.05	0.00	47,823.38	0.00	8,878.67	15.66%
Expense Total:	20,000.00	56,702.05	0.00	47,823.38	0.00	8,878.67	15.66%
Department: 0500 - Fire Surplus (Deficit):	0.00	-36,702.05	7,270.68	-15,160.64	0.00	21,541.41	58.69%
Fund: 051 - Act 833 of 1991 Fire Surplus (Deficit):	0.00	-36,702.05	7,270.68	-15,160.64	0.00	21,541.41	58.69%
<b>Fund: 055 - Fire 3/8 SalesTax</b>							
Department: 0500 - Fire							
Revenue							
Category: R10 - Taxes - Sales	2,366,253.00	2,366,253.00	209,885.68	2,031,785.57	0.00	-334,467.43	14.13 %
Fire 3/8 Sales Tax	2,366,253.00	2,366,253.00	209,885.68	2,031,785.57	0.00	-334,467.43	14.13%
Category: R10 - Taxes - Sales Total:	2,366,253.00	2,366,253.00	209,885.68	2,031,785.57	0.00	-334,467.43	14.13%
Revenue Total:	2,366,253.00	2,366,253.00	209,885.68	2,031,785.57	0.00	-334,467.43	14.13%
Expense							
Category: E62 - Intergovernmental Tsfr	2,366,253.00	2,366,253.00	197,188.00	1,971,880.00	0.00	394,373.00	16.67 %
Xfer to General	2,366,253.00	2,366,253.00	197,188.00	1,971,880.00	0.00	394,373.00	16.67%
Category: E62 - Intergovernmental Tsfr Total:	2,366,253.00	2,366,253.00	197,188.00	1,971,880.00	0.00	394,373.00	16.67%
Expense Total:	2,366,253.00	2,366,253.00	197,188.00	1,971,880.00	0.00	394,373.00	16.67%
Department: 0500 - Fire Surplus (Deficit):	0.00	0.00	12,697.68	59,905.57	0.00	59,905.57	0.00%
Fund: 055 - Fire 3/8 SalesTax Surplus (Deficit):	0.00	0.00	12,697.68	59,905.57	0.00	59,905.57	0.00%
<b>Fund: 061 - Act 918 of 1983 Police</b>							
Department: 0600 - Police							
Revenue							
Category: R40 - Fines & Forfeitures	15,000.00	15,000.00	1,342.64	13,426.40	0.00	-1,573.60	10.49 %
Admin of Justice Revenue	15,000.00	15,000.00	1,342.64	13,426.40	0.00	-1,573.60	10.49%
Category: R40 - Fines & Forfeitures Total:	15,000.00	15,000.00	1,342.64	13,426.40	0.00	-1,573.60	10.49%
Revenue Total:	15,000.00	15,000.00	1,342.64	13,426.40	0.00	-1,573.60	10.49%



**Budget Report**

For Fiscal: 2023 Period Ending: 10/31/2023

Expense	Original Total Budget	Current Total Budget	Period Activity	Fiscal Activity	Encumbrances	Variance Favorable (Unfavorable) Remaining	Percent Remaining
Category: E60 - Miscellaneous Expense	15,000.00	15,000.00	0.00	6,317.32	0.00	8,682.68	57.88%
Miscellaneous Expense	15,000.00	15,000.00	0.00	6,317.32	0.00	8,682.68	57.88%
Category: E60 - Miscellaneous Expense Total:	15,000.00	15,000.00	0.00	6,317.32	0.00	8,682.68	57.88%
Expense Total:	0.00	0.00	1,342.64	7,109.08	0.00	7,109.08	0.00%
Department: 0600 - Police Surplus (Deficit):	0.00	0.00	1,342.64	7,109.08	0.00	7,109.08	0.00%
Fund: 061 - Act 918 of 1983 Police Surplus (Deficit):	0.00	0.00	1,342.64	7,109.08	0.00	7,109.08	0.00%
Fund: 062 - Act 988 of 1991 Emerg Veh							
Department: 0600 - Police							
Revenue							
Category: R40 - Fines & Forfeitures	12,000.00	12,000.00	147.50	2,620.79	0.00	-9,379.21	78.16%
Act 988 of 1991 Revenue	12,000.00	12,000.00	147.50	2,620.79	0.00	-9,379.21	78.16%
Category: R40 - Fines & Forfeitures Total:	12,000.00	12,000.00	147.50	2,620.79	0.00	-9,379.21	78.16%
Revenue Total:	12,000.00	12,000.00	147.50	2,620.79	0.00	-9,379.21	78.16%
Expense							
Category: E40 - Operations Expense	12,000.00	12,000.00	0.00	0.00	0.00	12,000.00	100.00%
Act 988 Expense	12,000.00	12,000.00	0.00	0.00	0.00	12,000.00	100.00%
Category: E40 - Operations Expense Total:	12,000.00	12,000.00	0.00	0.00	0.00	12,000.00	100.00%
Expense Total:	12,000.00	12,000.00	0.00	0.00	0.00	12,000.00	100.00%
Department: 0600 - Police Surplus (Deficit):	0.00	0.00	147.50	2,620.79	0.00	2,620.79	0.00%
Fund: 062 - Act 988 of 1991 Emerg Veh Surplus (Deficit):	0.00	0.00	147.50	2,620.79	0.00	2,620.79	0.00%
Fund: 066 - Federal Drug Control							
Department: 0600 - Police							
Revenue							
Category: R85 - Interest Revenue	0.00	0.00	0.00	1.21	0.00	1.21	0.00%
Interest Revenue	0.00	0.00	0.00	1.21	0.00	1.21	0.00%
Category: R85 - Interest Revenue Total:	0.00	0.00	0.00	1.21	0.00	1.21	0.00%
Revenue Total:	0.00	0.00	0.00	1.21	0.00	1.21	0.00%
Department: 0600 - Police Total:	0.00	0.00	0.00	1.21	0.00	1.21	0.00%
Fund: 066 - Federal Drug Control Total:	0.00	0.00	0.00	1.21	0.00	1.21	0.00%
Fund: 068 - State Drug Control							
Department: 0600 - Police							
Revenue							
Category: R40 - Fines & Forfeitures	2,500.00	2,500.00	0.00	1,206.50	0.00	-1,293.50	51.74%
Drug Seizure Revenue	2,500.00	2,500.00	0.00	1,206.50	0.00	-1,293.50	51.74%
Category: R40 - Fines & Forfeitures Total:	2,500.00	2,500.00	0.00	1,206.50	0.00	-1,293.50	51.74%

Budget Report

	Original Total Budget	Current Total Budget	Period Activity	Fiscal Activity	Encumbrances	Variance Favorable (Unfavorable)	Percent Remaining
<b>Category: R85 - Interest Revenue</b>							
Interest Revenue	0.00	0.00	0.00	0.97	0.00	0.97	0.00 %
<b>Revenue Total:</b>	<b>0.00</b>	<b>0.00</b>	<b>0.00</b>	<b>0.97</b>	<b>0.00</b>	<b>0.97</b>	<b>0.00%</b>
<b>Category: R85 - Interest Revenue Total:</b>	<b>0.00</b>	<b>0.00</b>	<b>0.00</b>	<b>0.97</b>	<b>0.00</b>	<b>0.97</b>	<b>0.00%</b>
<b>Expense</b>							
<b>Category: E60 - Miscellaneous Expense</b>							
Miscellaneous Expense	2,500.00	2,500.00	0.00	0.00	0.00	2,500.00	100.00 %
<b>Category: E60 - Miscellaneous Expense Total:</b>	<b>2,500.00</b>	<b>2,500.00</b>	<b>0.00</b>	<b>0.00</b>	<b>0.00</b>	<b>2,500.00</b>	<b>100.00%</b>
<b>Expense Total:</b>	<b>2,500.00</b>	<b>2,500.00</b>	<b>0.00</b>	<b>0.00</b>	<b>0.00</b>	<b>2,500.00</b>	<b>100.00%</b>
<b>Department: 0600 - Police Surplus (Deficit):</b>	<b>0.00</b>	<b>0.00</b>	<b>0.00</b>	<b>1,207.47</b>	<b>0.00</b>	<b>1,207.47</b>	<b>0.00%</b>
<b>Fund: 068 - State Drug Control Surplus (Deficit):</b>	<b>0.00</b>	<b>0.00</b>	<b>0.00</b>	<b>1,207.47</b>	<b>0.00</b>	<b>1,207.47</b>	<b>0.00%</b>
<b>Fund: 080 - Street Fund</b>							
<b>Department: 0140 - Stormwater</b>							
<b>Expense</b>							
<b>Category: E01 - Personnel Expense</b>							
Salary Expense	271,720.61	272,345.61	21,020.55	211,862.05	0.00	60,483.56	22.21 %
Overtime Expense	695.00	695.00	414.40	638.44	0.00	56.56	8.14 %
FICA Expense	20,836.64	20,836.64	1,615.26	16,012.78	0.00	4,823.86	23.15 %
Unemployment Expense	180.00	180.00	0.00	110.57	0.00	69.43	38.57 %
Worker's Comp Expense	500.00	600.00	0.00	580.45	0.00	19.55	3.26 %
APERS Expense	41,724.88	41,724.88	3,283.90	32,555.57	0.00	9,169.31	21.98 %
Health Insurance Expense	58,447.74	58,447.74	3,252.15	32,264.52	0.00	26,183.22	44.80 %
Physical & Drug Screen Exp	300.00	300.00	0.00	242.28	0.00	57.72	19.24 %
Uniform Expense	4,525.00	4,525.00	0.00	3,219.15	0.00	1,305.85	28.86 %
Travel & Training Expense	10,000.00	10,000.00	927.13	5,223.26	0.00	4,776.74	47.77 %
<b>Category: E01 - Personnel Expense Total:</b>	<b>408,929.87</b>	<b>409,654.87</b>	<b>30,513.39</b>	<b>302,709.07</b>	<b>0.00</b>	<b>106,945.80</b>	<b>26.11%</b>
<b>Category: E10 - Building &amp; Grounds Exp</b>							
Communication Exp - Cellular	3,024.00	4,524.00	375.99	3,668.75	0.00	855.25	18.90 %
<b>Category: E10 - Building &amp; Grounds Exp Total:</b>	<b>3,024.00</b>	<b>4,524.00</b>	<b>375.99</b>	<b>3,668.75</b>	<b>0.00</b>	<b>855.25</b>	<b>18.90%</b>
<b>Category: E20 - Vehicle Expense</b>							
Fuel Expense	7,200.00	7,200.00	785.02	5,386.80	0.00	1,813.20	25.18 %
Service & Repair - Vehicle	10,000.00	23,834.56	157.54	15,710.27	0.00	8,124.29	34.09 %
Tire Expense	3,000.00	3,000.00	0.00	1,062.00	0.00	1,938.00	64.60 %
Insurance Expense - Vehicle	1,000.00	1,000.00	0.00	956.75	0.00	43.25	4.33 %
<b>Category: E20 - Vehicle Expense Total:</b>	<b>21,200.00</b>	<b>35,034.56</b>	<b>942.56</b>	<b>23,115.82</b>	<b>0.00</b>	<b>11,918.74</b>	<b>34.02%</b>
<b>Category: E30 - Supply Expense</b>							
Supplies - Office	5,000.00	5,000.00	0.00	2,183.58	0.00	2,816.42	56.33 %
Supplies - Operating	5,000.00	17,700.00	429.34	5,149.10	318.26	12,232.64	69.11 %

**Budget Report**

For Fiscal: 2023 Period Ending: 10/31/2023

	Original Total Budget	Current Total Budget	Period Activity	Fiscal Activity	Encumbrances	Variance Favorable (Unfavorable) Remaining	Percent Remaining
Prisoner Care Expense	2,700.00	1,200.00	0.00	359.26	0.00	840.74	70.06 %
<b>Category: E30 - Supply Expense Total:</b>	<b>12,700.00</b>	<b>23,900.00</b>	<b>429.34</b>	<b>7,691.94</b>	<b>318.26</b>	<b>15,889.80</b>	<b>66.48%</b>
<b>Category: E40 - Operations Expense</b>							
Elections or Permit Fee Exp	1,200.00	1,200.00	0.00	200.00	0.00	1,000.00	83.33 %
Public Education Expense	5,000.00	6,500.00	0.00	4,647.96	1,632.89	219.15	3.37 %
<b>Category: E40 - Operations Expense Total:</b>	<b>6,200.00</b>	<b>7,700.00</b>	<b>0.00</b>	<b>4,847.96</b>	<b>1,632.89</b>	<b>1,219.15</b>	<b>15.83%</b>
<b>Category: E55 - Professional Services</b>							
Prof Services - Engineering	100,000.00	150,510.00	6,560.50	77,983.76	50,950.00	21,576.24	14.34 %
Prof Services - Printing	250.00	250.00	0.00	0.00	0.00	250.00	100.00 %
<b>Category: E55 - Professional Services Total:</b>	<b>100,250.00</b>	<b>150,760.00</b>	<b>6,560.50</b>	<b>77,983.76</b>	<b>50,950.00</b>	<b>21,826.24</b>	<b>14.48%</b>
<b>Category: E80 - Fixed Assets</b>							
Fixed Assets - Vehicles	62,000.00	62,000.00	-62,103.00	0.00	0.00	62,000.00	100.00 %
<b>Category: E80 - Fixed Assets Total:</b>	<b>62,000.00</b>	<b>62,000.00</b>	<b>-62,103.00</b>	<b>0.00</b>	<b>0.00</b>	<b>62,000.00</b>	<b>100.00%</b>
<b>Expense Total:</b>	<b>614,303.87</b>	<b>693,573.43</b>	<b>-23,281.22</b>	<b>420,017.30</b>	<b>52,901.15</b>	<b>220,654.98</b>	<b>31.81%</b>
<b>Department: 0140 - Stormwater Total:</b>	<b>614,303.87</b>	<b>693,573.43</b>	<b>-23,281.22</b>	<b>420,017.30</b>	<b>52,901.15</b>	<b>220,654.98</b>	<b>31.81%</b>
<b>Department: 0800 - Street Revenue</b>							
<b>Category: R10 - Taxes - Sales</b>							
1/2 Cent Sales Tax	456,000.00	456,000.00	3,151.92	405,789.53	0.00	-50,210.47	11.01 %
<b>Category: R10 - Taxes - Sales Total:</b>	<b>456,000.00</b>	<b>456,000.00</b>	<b>3,151.92</b>	<b>405,789.53</b>	<b>0.00</b>	<b>-50,210.47</b>	<b>11.01%</b>
<b>Category: R15 - Taxes - Property</b>							
State Turnback	924,000.00	924,000.00	145,392.25	1,056,483.72	0.00	132,483.72	114.34 %
Saline County Treasurer	444,000.00	444,000.00	47,571.74	415,432.22	0.00	-28,567.78	6.43 %
<b>Category: R15 - Taxes - Property Total:</b>	<b>1,368,000.00</b>	<b>1,368,000.00</b>	<b>192,963.99</b>	<b>1,471,915.94</b>	<b>0.00</b>	<b>103,915.94</b>	<b>7.60%</b>
<b>Category: R60 - Miscellaneous Revenue</b>							
Miscellaneous Revenue	1,000.00	75,200.46	80,000.00	208,859.51	0.00	133,659.05	277.74 %
<b>Category: R60 - Miscellaneous Revenue Total:</b>	<b>1,000.00</b>	<b>75,200.46</b>	<b>80,000.00</b>	<b>208,859.51</b>	<b>0.00</b>	<b>133,659.05</b>	<b>177.74%</b>
<b>Category: R62 - Intergovernmental Tsfrs</b>							
Xfer Designated Tax	1,893,000.00	1,893,000.00	157,750.00	1,577,500.00	0.00	-315,500.00	16.67 %
<b>Category: R62 - Intergovernmental Tsfrs Total:</b>	<b>1,893,000.00</b>	<b>1,893,000.00</b>	<b>157,750.00</b>	<b>1,577,500.00</b>	<b>0.00</b>	<b>-315,500.00</b>	<b>16.67%</b>
<b>Category: R64 - Reimbursement</b>							
Reimbursement Revenue	425,000.00	425,000.00	0.00	0.00	0.00	-425,000.00	100.00 %
<b>Category: R64 - Reimbursement Total:</b>	<b>425,000.00</b>	<b>425,000.00</b>	<b>0.00</b>	<b>0.00</b>	<b>0.00</b>	<b>-425,000.00</b>	<b>100.00%</b>
<b>Category: R85 - Interest Revenue</b>							
Interest Revenue	775.00	775.00	0.00	0.00	0.00	-775.00	100.00 %
<b>Category: R85 - Interest Revenue Total:</b>	<b>775.00</b>	<b>775.00</b>	<b>0.00</b>	<b>0.00</b>	<b>0.00</b>	<b>-775.00</b>	<b>100.00%</b>
<b>Revenue Total:</b>	<b>4,143,775.00</b>	<b>4,217,975.46</b>	<b>433,865.91</b>	<b>3,664,064.98</b>	<b>0.00</b>	<b>-553,910.48</b>	<b>13.13%</b>

Budget Report

Expense	Original Total Budget	Current Total Budget	Period Activity	Fiscal Activity	Encumbrances	Variance Favorable (Unfavorable) Remaining	Percent Remaining
<b>Category: E01 - Personnel Expense</b>							
Salary Expense	869,963.91	870,588.91	62,015.52	569,294.32	0.00	301,294.59	34.61 %
SWB Reimbursement	206,796.00	206,796.00	17,233.00	172,330.00	0.00	34,466.00	16.67 %
Overtime Expense	10,000.00	10,000.00	52.50	3,222.10	0.00	6,777.90	67.78 %
FICA Expense	67,317.24	67,317.24	4,692.25	43,156.08	0.00	24,161.16	35.89 %
Unemployment Expense	1,380.00	1,380.00	10.95	393.19	0.00	986.81	71.51 %
Worker's Comp Expense	18,000.00	22,000.00	0.00	21,940.59	0.00	59.41	0.27 %
APERS Expense	134,775.96	134,775.96	9,508.88	87,688.57	0.00	47,087.39	34.94 %
Health Insurance Expense	188,599.64	188,599.64	10,399.39	99,667.67	0.00	88,931.97	47.15 %
Physical & Drug Screen Exp	2,200.00	2,200.00	34.98	739.17	0.00	1,460.83	66.40 %
Uniform Expense	13,003.13	13,003.13	4,206.09	16,439.50	0.00	-3,436.37	-26.43 %
Travel & Training Expense	15,000.00	15,022.62	216.10	7,819.29	0.00	7,203.33	47.95 %
<b>Category: E01 - Personnel Expense Total:</b>	<b>1,527,035.88</b>	<b>1,531,683.50</b>	<b>108,369.66</b>	<b>1,022,690.48</b>	<b>0.00</b>	<b>508,993.02</b>	<b>33.23%</b>
<b>Category: E10 - Building &amp; Grounds Exp</b>							
Repairs & Maint - Building	35,000.00	35,000.00	432.19	16,350.13	14.65	18,635.22	53.24 %
Utilities - Electric	20,000.00	20,000.00	11,476.36	103,920.05	-97,699.93	13,779.88	68.90 %
Utilities - Gas	2,499.96	2,499.96	14.04	1,596.86	0.00	903.10	36.12 %
Utilities - Water	5,000.00	5,000.00	42.53	425.54	0.00	4,574.46	91.49 %
Com Exp - Tel Landline.Interne	14,640.00	14,640.00	1,179.27	9,831.69	0.00	4,808.31	32.84 %
Communication Exp - Cellular	4,500.00	4,500.00	703.19	5,143.13	408.60	-1,051.73	-23.37 %
Insurance - Property	1,965.00	2,365.00	16,812.15	16,812.15	0.00	-14,447.15	-610.87 %
Sanitation	3,500.00	3,500.00	413.88	4,157.22	483.50	-1,140.72	-32.59 %
Supplies - B&G	3,600.00	3,600.00	274.97	1,693.79	419.71	1,486.50	41.29 %
Janitorial Supplies and Main	2,000.00	2,000.00	0.00	1,576.12	0.00	423.88	21.19 %
Tools	12,000.00	12,000.00	183.08	11,177.25	0.00	822.75	6.86 %
<b>Category: E10 - Building &amp; Grounds Exp Total:</b>	<b>104,704.96</b>	<b>105,104.96</b>	<b>31,531.66</b>	<b>172,683.93</b>	<b>-96,373.47</b>	<b>28,794.50</b>	<b>27.40%</b>
<b>Category: E20 - Vehicle Expense</b>							
Fuel Expense	70,000.00	70,000.00	5,875.88	57,385.39	1,280.21	11,334.40	16.19 %
Service & Repair - Vehicle	90,000.00	110,577.84	10,637.18	79,725.62	11,168.28	19,683.94	17.80 %
Tire Expense	15,000.00	15,000.00	1,120.78	5,718.71	793.50	8,487.79	56.59 %
Insurance Expense - Vehicle	22,000.00	27,322.50	0.00	24,244.02	0.00	3,078.48	11.27 %
Radios	1,500.00	1,500.00	0.00	1,467.77	0.00	32.23	2.15 %
Equipment Rental	20,000.00	0.00	0.00	0.00	0.00	0.00	0.00 %
<b>Category: E20 - Vehicle Expense Total:</b>	<b>218,500.00</b>	<b>224,400.34</b>	<b>17,633.84</b>	<b>168,541.51</b>	<b>13,241.99</b>	<b>42,616.84</b>	<b>18.99%</b>
<b>Category: E30 - Supply Expense</b>							
Supplies - Office	6,000.00	6,000.00	165.86	4,146.27	0.00	1,853.73	30.90 %
Supplies - Signs	40,000.08	40,000.08	0.00	24,658.95	-515.67	15,858.80	39.64 %
Supplies - Operating	242,448.00	231,472.74	10,785.45	108,330.87	40,783.80	82,358.07	35.58 %
Material and Maint	100,000.08	100,000.08	4,520.16	57,432.64	972.95	41,594.49	41.59 %

**Budget Report**

For Fiscal: 2023 Period Ending: 10/31/2023

	Original Total Budget	Current Total Budget	Period Activity	Fiscal Activity	Encumbrances	Variance Favorable (Unfavorable)	Percent Remaining
080-0800-5350	504.00	504.00	23.94	398.72	125.00	-19.72	-3.91 %
<b>Category: E30 - Supply Expense Total:</b>							
	<b>388,952.16</b>	<b>377,976.90</b>	<b>15,495.41</b>	<b>194,967.45</b>	<b>41,366.08</b>	<b>141,643.37</b>	<b>37.47%</b>
080-0800-5480	5,283.00	5,283.00	3,876.31	4,135.98	0.00	1,147.02	21.71 %
080-0800-5530	3,000.00	3,000.00	1,172.44	2,242.28	1,957.50	-1,199.78	-39.99 %
080-0800-5535	4,000.00	4,000.00	0.00	3,204.00	0.00	796.00	19.90 %
080-0800-5545	50,000.00	50,000.00	0.00	0.00	0.00	50,000.00	100.00 %
080-0800-5546	227,000.00	224,817.00	4,252.44	41,855.99	0.00	182,961.01	81.38 %
080-0800-5547	5,000.00	5,000.00	0.00	4,520.86	0.00	479.14	9.58 %
<b>Category: E40 - Operations Expense Total:</b>							
	<b>294,283.00</b>	<b>292,100.00</b>	<b>9,301.19</b>	<b>55,959.11</b>	<b>1,957.50</b>	<b>234,183.39</b>	<b>80.17%</b>
080-0800-5550	13,750.00	13,750.00	0.00	0.00	0.00	13,750.00	100.00 %
080-0800-5553	3,500.04	3,500.04	0.00	753.48	0.00	2,746.56	78.47 %
080-0800-5562	750.00	750.00	0.00	0.00	0.00	750.00	100.00 %
080-0800-5571	120,000.00	153,790.00	4,321.16	48,114.94	22,092.61	83,582.45	54.35 %
080-0800-5586	190,000.00	173,000.00	6,473.85	99,731.53	6,381.66	66,886.81	38.66 %
080-0800-5589	500.00	500.00	0.00	0.00	0.00	500.00	100.00 %
<b>Category: E55 - Professional Services</b>							
<b>Category: E55 - Professional Services Total:</b>							
	<b>328,500.04</b>	<b>345,290.04</b>	<b>10,795.01</b>	<b>148,599.95</b>	<b>28,474.27</b>	<b>168,215.82</b>	<b>48.72%</b>
080-0800-5604	5,500.00	8,800.00	0.00	8,281.24	0.00	518.76	5.90 %
080-0800-5608	48,465.00	48,465.00	3,340.00	47,019.89	3,480.00	-2,034.89	-4.20 %
080-0800-5614	0.00	0.00	147.74	1,547.12	0.00	-1,547.12	0.00 %
<b>Category: E60 - Miscellaneous Expense</b>							
<b>Category: E60 - Miscellaneous Expense Total:</b>							
	<b>53,965.00</b>	<b>57,265.00</b>	<b>3,487.74</b>	<b>56,848.25</b>	<b>3,480.00</b>	<b>-3,063.25</b>	<b>-5.35%</b>
080-0800-5808	346,000.00	417,259.98	-298,428.96	0.00	80,605.90	336,654.08	80.68 %
080-0800-5810	473,000.00	1,104,250.54	-603,221.14	0.00	477,234.06	627,016.48	56.78 %
080-0800-5816	269,000.00	1,052,837.36	-745,584.29	0.00	174,927.65	877,909.71	83.39 %
080-0800-5898	0.00	0.00	1,767,378.81	1,700,415.59	0.00	-1,700,415.59	0.00 %
<b>Category: E80 - Fixed Assets</b>							
<b>Category: E80 - Fixed Assets Total:</b>							
	<b>1,088,000.00</b>	<b>2,574,347.88</b>	<b>120,144.42</b>	<b>1,700,415.59</b>	<b>732,767.61</b>	<b>141,164.68</b>	<b>5.48%</b>
080-0800-5910	600,000.00	886,285.96	0.00	276,109.03	459,194.21	150,982.72	17.04 %
<b>Category: E90 - Construction Projects</b>							
<b>Category: E90 - Construction Projects Total:</b>							
	<b>600,000.00</b>	<b>886,285.96</b>	<b>0.00</b>	<b>276,109.03</b>	<b>459,194.21</b>	<b>150,982.72</b>	<b>17.04%</b>
<b>Expense Total:</b>							
	<b>4,603,941.04</b>	<b>6,394,454.58</b>	<b>316,758.93</b>	<b>3,796,815.30</b>	<b>1,184,108.19</b>	<b>1,413,531.09</b>	<b>22.11%</b>
<b>Department: 0800 - Street Surplus (Deficit):</b>							
	<b>-460,166.04</b>	<b>-2,176,479.12</b>	<b>117,106.98</b>	<b>-132,750.32</b>	<b>-1,184,108.19</b>	<b>859,620.61</b>	<b>39.50%</b>
<b>Fund: 080 - Street Fund Surplus (Deficit):</b>							
	<b>-1,074,469.91</b>	<b>-2,870,052.55</b>	<b>140,388.20</b>	<b>-552,767.62</b>	<b>-1,237,009.34</b>	<b>1,080,275.59</b>	<b>37.64%</b>

Budget Report

	Original Total Budget	Current Total Budget	Period Activity	Fiscal Activity	Encumbrances	Variance Favorable (Unfavorable) Remaining	Percent Remaining
Fund: 090 - Long Term Governmental Capital Asset Fund							
Department: 0000 - Administration							
Expense							
Category: E80 - Fixed Assets							
Capital Asset Contra	0.00	0.00	-12,421,685.45	-14,103,578.23	0.00	14,103,578.23	0.00 %
<u>090-0000-5898</u>	0.00	0.00	-12,421,685.45	-14,103,578.23	0.00	14,103,578.23	0.00 %
Category: E80 - Fixed Assets Total:							
Expense Total:	0.00	0.00	-12,421,685.45	-14,103,578.23	0.00	14,103,578.23	0.00 %
Department: 0000 - Administration Total:	0.00	0.00	-12,421,685.45	-14,103,578.23	0.00	14,103,578.23	0.00 %
Category: E85 - Interest Expense							
Loss	0.00	0.00	0.00	-27,875.59	0.00	27,875.59	0.00 %
<u>090-0000-5855</u>	0.00	0.00	0.00	-27,875.59	0.00	27,875.59	0.00 %
Category: E85 - Interest Expense Total:							
Expense Total:	0.00	0.00	-12,421,685.45	-14,131,453.82	0.00	14,131,453.82	0.00 %
Department: 0000 - Administration Total:	0.00	0.00	-12,421,685.45	-14,131,453.82	0.00	14,131,453.82	0.00 %
Department: 0600 - Police							
Expense							
Category: E80 - Fixed Assets							
Amortization Expense	0.00	0.00	0.00	175,408.90	0.00	-175,408.90	0.00 %
<u>090-0600-5851</u>	0.00	0.00	0.00	175,408.90	0.00	-175,408.90	0.00 %
Category: E80 - Fixed Assets Total:							
Expense Total:	0.00	0.00	0.00	175,408.90	0.00	-175,408.90	0.00 %
Department: 0600 - Police Total:	0.00	0.00	0.00	175,408.90	0.00	-175,408.90	0.00 %
Department: 0800 - Street							
Expense							
Category: E80 - Fixed Assets							
Depreciation Expense	0.00	0.00	7,316.91	8,531.61	0.00	-8,531.61	0.00 %
<u>090-0800-5824</u>	0.00	0.00	7,316.91	8,531.61	0.00	-8,531.61	0.00 %
Category: E80 - Fixed Assets Total:							
Expense Total:	0.00	0.00	7,316.91	8,531.61	0.00	-8,531.61	0.00 %
Department: 0800 - Street Total:	0.00	0.00	7,316.91	8,531.61	0.00	-8,531.61	0.00 %
Category: E85 - Interest Expense							
Loss	0.00	0.00	4,064.94	-29,435.06	0.00	29,435.06	0.00 %
<u>090-0800-5855</u>	0.00	0.00	4,064.94	-29,435.06	0.00	29,435.06	0.00 %
Category: E85 - Interest Expense Total:							
Expense Total:	0.00	0.00	11,381.85	-20,903.45	0.00	20,903.45	0.00 %
Department: 0800 - Street Total:	0.00	0.00	11,381.85	-20,903.45	0.00	20,903.45	0.00 %
Fund: 090 - Long Term Governmental Capital Asset Fund Total:	0.00	0.00	-12,410,303.60	-13,976,948.37	0.00	13,976,948.37	0.00 %
Fund: 110 - Special Redemp - 2016 Bond							
Department: 0100 - Administration							
Revenue							
Category: R62 - Intergovernmental Tsfrs							
Xfer from Other Fund	0.00	0.00	3,204.93	29,230.12	0.00	29,230.12	0.00 %
<u>110-0100-4623</u>	0.00	0.00	3,204.93	29,230.12	0.00	29,230.12	0.00 %
Category: R62 - Intergovernmental Tsfrs Total:							

Budget Report

For Fiscal: 2023 Period Ending: 10/31/2023

	Original Total Budget	Current Total Budget	Period Activity	Fiscal Activity	Encumbrances	Variance Favorable (Unfavorable) Remaining	Percent Remaining
Category: R85 - Interest Revenue							
Gain on Investment	0.00	0.00	178.37	1,099.87	0.00	1,099.87	0.00 %
Category: R85 - Interest Revenue Total:	0.00	0.00	178.37	1,099.87	0.00	1,099.87	0.00%
Revenue Total:	0.00	0.00	3,383.30	30,329.99	0.00	30,329.99	0.00%
Department: 0100 - Administration Total:	0.00	0.00	3,383.30	30,329.99	0.00	30,329.99	0.00%
Fund: 110 - Special Redemp - 2016 Bond Total:	0.00	0.00	3,383.30	30,329.99	0.00	30,329.99	0.00%
Fund: 113 - Debt Service Reserve Fund							
Department: 0100 - Administration							
Revenue							
Category: R85 - Interest Revenue							
Interest Revenue	0.00	0.00	3,204.93	29,230.12	0.00	29,230.12	0.00 %
Category: R85 - Interest Revenue Total:	0.00	0.00	3,204.93	29,230.12	0.00	29,230.12	0.00%
Revenue Total:	0.00	0.00	3,204.93	29,230.12	0.00	29,230.12	0.00%
Expense							
Category: E62 - Intergovernmental Tsfr							
Xfer to other fund	0.00	0.00	3,204.93	29,230.12	0.00	-29,230.12	0.00 %
Category: E62 - Intergovernmental Tsfr Total:	0.00	0.00	3,204.93	29,230.12	0.00	-29,230.12	0.00%
Expense Total:	0.00	0.00	3,204.93	29,230.12	0.00	-29,230.12	0.00%
Department: 0100 - Administration Surplus (Deficit):	0.00	0.00	0.00	0.00	0.00	0.00	0.00%
Fund: 113 - Debt Service Reserve Fund Surplus (Deficit):	0.00	0.00	0.00	0.00	0.00	0.00	0.00%
Fund: 114 - 2016 Bond Fund							
Department: 0000 - Administration							
Revenue							
Category: R62 - Intergovernmental Tsfrs							
Xfer from Other Fund	0.00	0.00	5,301.65	5,301.65	0.00	5,301.65	0.00 %
Category: R62 - Intergovernmental Tsfrs Total:	0.00	0.00	5,301.65	5,301.65	0.00	5,301.65	0.00%
Revenue Total:	0.00	0.00	5,301.65	5,301.65	0.00	5,301.65	0.00%
Expense							
Category: E72 - Bond Expense							
Bond Principle Pmt	0.00	0.00	0.00	1,200,000.00	0.00	-1,200,000.00	0.00 %
Bond Fees	0.00	0.00	0.00	950.00	0.00	-950.00	0.00 %
Category: E72 - Bond Expense Total:	0.00	0.00	0.00	1,200,950.00	0.00	-1,200,950.00	0.00%

Budget Report

	Original Total Budget	Current Total Budget	Period Activity	Fiscal Activity	Encumbrances	Variance Favorable (Unfavorable) Remaining	Percent Remaining
Category: E85 - Interest Expense	0.00	0.00	0.00	306,190.63	0.00	-306,190.63	0.00 %
Interest Expense	0.00	0.00	0.00	306,190.63	0.00	-306,190.63	0.00%
Category: E85 - Interest Expense Total:	0.00	0.00	0.00	1,507,140.63	0.00	-1,507,140.63	0.00%
Expense Total:	0.00	0.00	5,301.65	-1,501,838.98	0.00	-1,501,838.98	0.00%
Department: 0000 - Administration Surplus (Deficit):							

Department: 0100 - Administration							
Revenue							
Category: R10 - Taxes - Sales	0.00	0.00	279,847.58	2,709,047.48	0.00	2,709,047.48	0.00 %
Loan Proceeds	0.00	0.00	279,847.58	2,709,047.48	0.00	2,709,047.48	0.00%
Category: R10 - Taxes - Sales Total:	0.00	0.00	279,847.58	2,709,047.48	0.00	2,709,047.48	0.00%
Revenue Total:	0.00	0.00	279,847.58	2,709,047.48	0.00	2,709,047.48	0.00%
Department: 0100 - Administration Total:	0.00	0.00	279,847.58	2,709,047.48	0.00	2,709,047.48	0.00%

Department: 0400 - Parks							
Revenue							
Category: R85 - Interest Revenue	0.00	0.00	6,901.70	50,733.41	0.00	50,733.41	0.00 %
Interest Revenue	0.00	0.00	6,901.70	50,733.41	0.00	50,733.41	0.00%
Category: R85 - Interest Revenue Total:	0.00	0.00	6,901.70	50,733.41	0.00	50,733.41	0.00%
Revenue Total:	0.00	0.00	6,901.70	50,733.41	0.00	50,733.41	0.00%
Department: 0400 - Parks Total:	0.00	0.00	6,901.70	50,733.41	0.00	50,733.41	0.00%
Fund: 114 - 2016 Bond Fund Surplus (Deficit):	0.00	0.00	292,050.93	1,257,941.91	0.00	1,257,941.91	0.00%

Fund: 167 - 2022 Amend 78							
Department: 0100 - Administration							
Revenue							
Category: R10 - Taxes - Sales	0.00	301,500.00	0.00	-301,526.35	0.00	-603,026.35	200.01 %
Loan Proceeds	0.00	301,500.00	0.00	-301,526.35	0.00	-603,026.35	200.01%
Category: R10 - Taxes - Sales Total:	0.00	301,500.00	0.00	-301,526.35	0.00	-603,026.35	200.01%
Revenue Total:	0.00	301,500.00	0.00	-301,526.35	0.00	-603,026.35	200.01%
Department: 0100 - Administration Total:	0.00	301,500.00	0.00	-301,526.35	0.00	-603,026.35	200.01%
Fund: 167 - 2022 Amend 78 Total:	0.00	301,500.00	0.00	-301,526.35	0.00	-603,026.35	200.01%

Fund: 182 - 2023 Improvement Revenue Bond Fund							
Department: 0800 - Street							
Revenue							
Category: R62 - Intergovernmental Tsfrs	0.00	0.00	49,999.39	149,998.17	0.00	149,998.17	0.00 %
Xfer from Other	0.00	0.00	49,999.39	149,998.17	0.00	149,998.17	0.00%
Category: R62 - Intergovernmental Tsfrs Total:	0.00	0.00	49,999.39	149,998.17	0.00	149,998.17	0.00%



Budget Report

For Fiscal: 2023 Period Ending: 10/31/2023

	Original Total Budget	Current Total Budget	Period Activity	Fiscal Activity	Encumbrances	Variance Favorable (Unfavorable)	Percent Remaining
Category: R85 - Interest Revenue	0.00	0.00	215.84	215.84	0.00	215.84	0.00 %
Interest Revenue	0.00	0.00	215.84	215.84	0.00	215.84	0.00 %
Category: R85 - Interest Revenue Total:	0.00	0.00	50,215.23	150,214.01	0.00	150,214.01	0.00 %
Revenue Total:	0.00	0.00	50,215.23	150,214.01	0.00	150,214.01	0.00 %
Department: 0800 - Street	0.00	0.00	50,215.23	150,214.01	0.00	150,214.01	0.00 %
Revenue	0.00	0.00	50,215.23	150,214.01	0.00	150,214.01	0.00 %
Fund: 182 - 2023 Improvement Revenue Bond Fund Total:	0.00	0.00	50,215.23	150,214.01	0.00	150,214.01	0.00 %
Fund: 183 - 2023 Street Bond DSR							
Department: 0800 - Street							
Revenue							
Category: R10 - Taxes - Sales	0.00	0.00	0.00	586,490.00	0.00	586,490.00	0.00 %
Loan Proceeds	0.00	0.00	0.00	586,490.00	0.00	586,490.00	0.00 %
Category: R10 - Taxes - Sales Total:	0.00	0.00	0.00	586,490.00	0.00	586,490.00	0.00 %
Category: R85 - Interest Revenue	0.00	0.00	2,552.73	10,177.33	0.00	10,177.33	0.00 %
Interest Revenue	0.00	0.00	2,552.73	10,177.33	0.00	10,177.33	0.00 %
Category: R85 - Interest Revenue Total:	0.00	0.00	2,552.73	10,177.33	0.00	10,177.33	0.00 %
Revenue Total:	0.00	0.00	2,552.73	596,667.33	0.00	596,667.33	0.00 %
Department: 0800 - Street Total:	0.00	0.00	2,552.73	596,667.33	0.00	596,667.33	0.00 %
Fund: 183 - 2023 Street Bond DSR Total:	0.00	0.00	2,552.73	596,667.33	0.00	596,667.33	0.00 %
Fund: 185 - Street Bond 2016 DS							
Department: 0800 - Street							
Revenue							
Category: R62 - Intergovernmental Tsfrs	0.00	0.00	52,973.07	532,649.93	0.00	532,649.93	0.00 %
Xfer from Other	0.00	0.00	52,973.07	532,649.93	0.00	532,649.93	0.00 %
Category: R62 - Intergovernmental Tsfrs Total:	0.00	0.00	52,973.07	532,649.93	0.00	532,649.93	0.00 %
Category: R85 - Interest Revenue	0.00	0.00	904.86	7,287.89	0.00	7,287.89	0.00 %
Interest Revenue	0.00	0.00	904.86	7,287.89	0.00	7,287.89	0.00 %
Category: R85 - Interest Revenue Total:	0.00	0.00	904.86	7,287.89	0.00	7,287.89	0.00 %
Revenue Total:	0.00	0.00	53,877.93	539,937.82	0.00	539,937.82	0.00 %
Expense							
Category: E72 - Bond Expense	0.00	0.00	0.00	370,000.00	0.00	-370,000.00	0.00 %
Bond Principal Pmt	0.00	0.00	0.00	370,000.00	0.00	-370,000.00	0.00 %
Bond Fees	0.00	0.00	83.33	833.30	0.00	-833.30	0.00 %

**Budget Report**

For Fiscal: 2023 Period Ending: 10/31/2023

	Original Total Budget	Current Total Budget	Period Activity	Fiscal Activity	Encumbrances	Variance Favorable (Unfavorable) Remaining	Percent Remaining
Interest Expense	0.00	0.00	0.00	269,818.76	0.00	-269,818.76	0.00 %
<b>Category: E72 - Bond Expense Total:</b>	<b>0.00</b>	<b>0.00</b>	<b>83.33</b>	<b>640,652.06</b>	<b>0.00</b>	<b>-640,652.06</b>	<b>0.00%</b>
Expense Total:	0.00	0.00	83.33	640,652.06	0.00	-640,652.06	0.00%
Department: 0800 - Street Surplus (Deficit):	0.00	0.00	53,794.60	-100,714.24	0.00	-100,714.24	0.00%
Fund: 185 - Street Bond 2016 DS Surplus (Deficit):	0.00	0.00	53,794.60	-100,714.24	0.00	-100,714.24	0.00%
<b>Fund: 186 - Street Bond 2016 DSR</b>							
Department: 0800 - Street							
Revenue							
Category: R85 - Interest Revenue	0.00	0.00	1,437.76	12,694.54	0.00	12,694.54	0.00 %
Interest Revenue	0.00	0.00	1,437.76	12,694.54	0.00	12,694.54	0.00%
<b>Category: R85 - Interest Revenue Total:</b>	<b>0.00</b>	<b>0.00</b>	<b>1,437.76</b>	<b>12,694.54</b>	<b>0.00</b>	<b>12,694.54</b>	<b>0.00%</b>
Revenue Total:	0.00	0.00	1,437.76	12,694.54	0.00	12,694.54	0.00%
Expense							
Category: E62 - Intergovernmental Tsfr	0.00	0.00	0.00	2,105.29	0.00	-2,105.29	0.00 %
Xfer to Other	0.00	0.00	0.00	2,105.29	0.00	-2,105.29	0.00%
<b>Category: E62 - Intergovernmental Tsfr Total:</b>	<b>0.00</b>	<b>0.00</b>	<b>0.00</b>	<b>2,105.29</b>	<b>0.00</b>	<b>-2,105.29</b>	<b>0.00%</b>
Expense Total:	0.00	0.00	0.00	2,105.29	0.00	-2,105.29	0.00%
Department: 0800 - Street Surplus (Deficit):	0.00	0.00	1,437.76	10,589.25	0.00	10,589.25	0.00%
Fund: 186 - Street Bond 2016 DSR Surplus (Deficit):	0.00	0.00	1,437.76	10,589.25	0.00	10,589.25	0.00%
<b>Fund: 187 - 2016 Street Construction Fund</b>							
Department: 0800 - Street							
Revenue							
Category: R64 - Reimbursement	0.00	0.00	0.00	4,496,397.51	0.00	4,496,397.51	0.00 %
Reimbursement Revenue	0.00	0.00	0.00	4,496,397.51	0.00	4,496,397.51	0.00%
<b>Category: R64 - Reimbursement Total:</b>	<b>0.00</b>	<b>0.00</b>	<b>0.00</b>	<b>4,496,397.51</b>	<b>0.00</b>	<b>4,496,397.51</b>	<b>0.00%</b>
Interest Revenue	0.00	0.00	0.00	67,729.37	0.00	67,729.37	0.00 %
<b>Category: R85 - Interest Revenue</b>	<b>0.00</b>	<b>0.00</b>	<b>0.00</b>	<b>67,729.37</b>	<b>0.00</b>	<b>67,729.37</b>	<b>0.00%</b>
Interest Revenue	0.00	0.00	0.00	67,729.37	0.00	67,729.37	0.00%
<b>Revenue Total:</b>	<b>0.00</b>	<b>0.00</b>	<b>0.00</b>	<b>4,564,126.88</b>	<b>0.00</b>	<b>4,564,126.88</b>	<b>0.00%</b>
Expense							
Category: E90 - Construction Projects	0.00	0.00	0.00	8,013,344.27	0.00	-8,013,344.27	0.00 %
Construction Projects	0.00	0.00	0.00	8,013,344.27	0.00	-8,013,344.27	0.00%
<b>Category: E90 - Construction Projects Total:</b>	<b>0.00</b>	<b>0.00</b>	<b>0.00</b>	<b>8,013,344.27</b>	<b>0.00</b>	<b>-8,013,344.27</b>	<b>0.00%</b>
Expense Total:	0.00	0.00	0.00	8,013,344.27	0.00	-8,013,344.27	0.00%
Department: 0800 - Street Surplus (Deficit):	0.00	0.00	0.00	-3,449,217.39	0.00	-3,449,217.39	0.00%
Fund: 187 - 2016 Street Construction Fund Surplus (Deficit):	0.00	0.00	0.00	-3,449,217.39	0.00	-3,449,217.39	0.00%

Budget Report

For Fiscal: 2023 Period Ending: 10/31/2023

	Original Total Budget	Current Total Budget	Period Activity	Fiscal Activity	Encumbrances	Variance Favorable (Unfavorable)	Percent Remaining
<b>Fund: 188 - 2023 Improvement Fund</b>							
Department: 0800 - Street Revenue							
Category: R10 - Taxes - Sales							
Loan Proceeds							
	0.00	0.00	0.00	9,948,051.01	0.00	9,948,051.01	0.00 %
<b>Category: R10 - Taxes - Sales Total:</b>	<b>0.00</b>	<b>0.00</b>	<b>0.00</b>	<b>9,948,051.01</b>	<b>0.00</b>	<b>9,948,051.01</b>	<b>0.00%</b>
<b>Category: R85 - Interest Revenue</b>							
Interest Revenue							
	0.00	0.00	42,408.87	171,710.19	0.00	171,710.19	0.00 %
<b>Category: R85 - Interest Revenue Total:</b>	<b>0.00</b>	<b>0.00</b>	<b>42,408.87</b>	<b>171,710.19</b>	<b>0.00</b>	<b>171,710.19</b>	<b>0.00%</b>
<b>Revenue Total:</b>	<b>0.00</b>	<b>0.00</b>	<b>42,408.87</b>	<b>10,119,761.20</b>	<b>0.00</b>	<b>10,119,761.20</b>	<b>0.00%</b>
<b>Expense</b>							
Category: E72 - Bond Expense							
Bond Fees							
	0.00	0.00	0.00	2,500.00	0.00	-2,500.00	0.00 %
<b>Category: E72 - Bond Expense Total:</b>	<b>0.00</b>	<b>0.00</b>	<b>0.00</b>	<b>2,500.00</b>	<b>0.00</b>	<b>-2,500.00</b>	<b>0.00%</b>
Category: E90 - Construction Projects							
Construction							
	0.00	0.00	1,867,946.35	2,545,431.31	0.00	-2,545,431.31	0.00 %
<b>Category: E90 - Construction Projects Total:</b>	<b>0.00</b>	<b>0.00</b>	<b>1,867,946.35</b>	<b>2,545,431.31</b>	<b>0.00</b>	<b>-2,545,431.31</b>	<b>0.00%</b>
<b>Expense Total:</b>	<b>0.00</b>	<b>0.00</b>	<b>1,867,946.35</b>	<b>2,547,931.31</b>	<b>0.00</b>	<b>-2,547,931.31</b>	<b>0.00%</b>
<b>Department: 0800 - Street Surplus (Deficit):</b>	<b>0.00</b>	<b>0.00</b>	<b>-1,825,537.48</b>	<b>7,571,829.89</b>	<b>0.00</b>	<b>7,571,829.89</b>	<b>0.00%</b>
<b>Fund: 188 - 2023 Improvement Fund Surplus (Deficit):</b>							
	0.00	0.00	-1,825,537.48	7,571,829.89	0.00	7,571,829.89	0.00%
<b>Fund: 500 - Water Fund</b>							
Department: 0140 - Stormwater Revenue							
Category: R50 - Sale of Services							
Stormwater Rev Fees							
	20,000.00	20,000.00	-7,900.00	0.00	0.00	-20,000.00	100.00 %
Stormwater Rev - Residential							
	244,000.00	244,000.00	-83,094.02	0.00	0.00	-244,000.00	100.00 %
Stormwater Rev - Business							
	44,000.00	44,000.00	-15,606.00	0.00	0.00	-44,000.00	100.00 %
<b>Category: R50 - Sale of Services Total:</b>	<b>308,000.00</b>	<b>308,000.00</b>	<b>-106,600.02</b>	<b>0.00</b>	<b>0.00</b>	<b>-308,000.00</b>	<b>100.00%</b>
<b>Revenue Total:</b>	<b>308,000.00</b>	<b>308,000.00</b>	<b>-106,600.02</b>	<b>0.00</b>	<b>0.00</b>	<b>-308,000.00</b>	<b>100.00%</b>
<b>Category: E62 - Intergovernmental Tsfr</b>							
Xfer to Fund 515							
	308,000.00	308,000.00	0.00	0.00	0.00	308,000.00	100.00 %
<b>Category: E62 - Intergovernmental Tsfr Total:</b>	<b>308,000.00</b>	<b>308,000.00</b>	<b>0.00</b>	<b>0.00</b>	<b>0.00</b>	<b>308,000.00</b>	<b>100.00%</b>
<b>Expense Total:</b>	<b>308,000.00</b>	<b>308,000.00</b>	<b>0.00</b>	<b>0.00</b>	<b>0.00</b>	<b>308,000.00</b>	<b>100.00%</b>
<b>Department: 0140 - Stormwater Surplus (Deficit):</b>	<b>0.00</b>	<b>0.00</b>	<b>-106,600.02</b>	<b>0.00</b>	<b>0.00</b>	<b>0.00</b>	<b>0.00%</b>

**Budget Report**

For Fiscal: 2023 Period Ending: 10/31/2023

**Department: 0900 - Water**

**Revenue**

**Category: R50 - Sale of Services**

	Original Total Budget	Current Total Budget	Period Activity	Fiscal Activity	Encumbrances	Variance Favorable (Unfavorable)	Percent Remaining
500-0900-4504 CAW Watershed	112,500.00	112,500.00	8,557.93	84,324.32	0.00	-28,175.68	25.05 %
500-0900-4532 One Time Charge	38,500.00	38,500.00	-3,985.00	4,746.75	0.00	-33,753.25	87.67 %
500-0900-4536 Penalties	150,000.00	184,000.00	35,252.20	336,288.46	0.00	152,288.46	182.77 %
500-0900-4537 Insufficient Check Fee	2,000.00	2,000.00	500.00	3,875.00	0.00	1,875.00	193.75 %
500-0900-4540 Sales - CAW System Devel	6,529.00	6,529.00	1,050.00	12,075.00	0.00	5,546.00	184.94 %
500-0900-4542 Sales - FSDWA	39,600.00	39,600.00	3,489.87	33,807.80	0.00	-5,792.20	14.63 %
500-0900-4544 Water Misc Income	98,737.00	98,737.00	908.75	45,182.00	0.00	-53,555.00	54.24 %
500-0900-4548 Sales - Pump Maintenance	32,000.00	32,000.00	1,839.65	12,888.91	0.00	-19,111.09	59.72 %
500-0900-4550 Sales - Service Charges	27,500.00	27,500.00	2,025.00	23,389.80	0.00	-4,110.20	14.95 %
500-0900-4554 Sales - Water	4,323,000.00	4,323,000.00	358,398.84	2,989,990.87	0.00	-1,333,009.13	30.84 %
500-0900-4556 Sales - Water Connections	17,000.00	17,000.00	5,505.00	46,720.53	0.00	29,720.53	274.83 %
500-0900-4561 Sales Tax Revenue	270,000.00	270,000.00	35,618.26	296,344.75	0.00	26,344.75	109.76 %
500-0900-4566 Woodland Hills Watershed	4,356.00	4,356.00	478.80	4,737.60	0.00	381.60	108.76 %
<b>Category: R50 - Sale of Services Total:</b>	<b>5,121,722.00</b>	<b>5,155,722.00</b>	<b>449,639.30</b>	<b>3,894,371.79</b>	<b>0.00</b>	<b>-1,261,350.21</b>	<b>24.47%</b>

**Category: R60 - Miscellaneous Revenue**

500-0900-4600 Miscellaneous Revenue	0.00	1,506.48	1,464.30	5,764.70	0.00	4,258.22	382.66 %
500-0900-4631 NXfer to Water Impact	35,000.00	35,000.00	0.00	0.00	0.00	-35,000.00	100.00 %
500-0900-4632 NXfer to Subdiv Impact Wtr	0.00	0.00	0.00	1,300.00	0.00	1,300.00	0.00 %
<b>Category: R60 - Miscellaneous Revenue Total:</b>	<b>35,000.00</b>	<b>36,506.48</b>	<b>1,464.30</b>	<b>7,064.70</b>	<b>0.00</b>	<b>-29,441.78</b>	<b>80.65%</b>

**Category: R62 - Intergovernmental Tsfrs**

500-0900-4623 Xfer to Other	0.00	0.00	0.00	17,270.00	0.00	17,270.00	0.00 %
<b>Category: R62 - Intergovernmental Tsfrs Total:</b>	<b>0.00</b>	<b>0.00</b>	<b>0.00</b>	<b>17,270.00</b>	<b>0.00</b>	<b>17,270.00</b>	<b>0.00%</b>

**Category: R64 - Reimbursement**

500-0900-4640 Reimbursement Revenue	0.00	0.00	0.00	222,976.89	0.00	222,976.89	0.00 %
<b>Category: R64 - Reimbursement Total:</b>	<b>0.00</b>	<b>0.00</b>	<b>0.00</b>	<b>222,976.89</b>	<b>0.00</b>	<b>222,976.89</b>	<b>0.00%</b>

**Revenue Total:**

	<b>5,156,722.00</b>	<b>5,192,228.48</b>	<b>451,103.60</b>	<b>4,141,683.38</b>	<b>0.00</b>	<b>-1,050,545.10</b>	<b>20.23%</b>
--	---------------------	---------------------	-------------------	---------------------	-------------	----------------------	---------------

**Expense**

**Category: E01 - Personnel Expense**

500-0900-5000 Salary Expense	771,038.69	771,663.69	56,070.26	592,490.43	0.00	179,173.26	23.22 %
500-0900-5005 SWB Reimbursement	206,796.00	206,796.00	17,233.00	172,330.00	0.00	34,466.00	16.67 %
500-0900-5010 Overtime Expense	28,825.00	28,825.00	801.09	15,698.77	0.00	13,126.23	45.54 %
500-0900-5020 FICA Expense	61,036.58	61,036.58	4,280.12	45,953.76	0.00	15,082.82	24.71 %
500-0900-5022 Unemployment Expense	1,080.00	1,080.00	0.00	342.47	0.00	737.53	68.29 %
500-0900-5025 Worker's Comp Expense	15,022.00	30,090.00	0.00	15,059.57	0.00	15,034.43	49.96 %
500-0900-5030 APERS Expense	120,486.24	120,486.24	8,563.45	91,237.14	0.00	29,249.10	24.28 %
500-0900-5040 Health Insurance Expense	148,376.76	148,376.76	9,891.08	93,443.74	0.00	54,933.02	37.02 %
500-0900-5050 Physical & Drug Screen Exp	1,800.00	1,800.00	0.00	436.90	0.00	1,363.10	75.73 %

**Budget Report**

For Fiscal: 2023 Period Ending: 10/31/2023

	Original Total Budget	Current Total Budget	Period Activity	Fiscal Activity	Encumbrances	Variance Favorable (Unfavorable)	Percent Remaining
500-0900-5054	900.00	900.00	50.00	550.00	0.00	350.00	38.89 %
500-0900-5055	9,809.38	9,809.38	690.20	9,225.56	0.00	583.82	5.95 %
500-0900-5060	9,150.00	10,433.82	1,214.85	5,500.25	978.75	3,954.82	37.90 %
	<b>1,374,320.65</b>	<b>1,391,301.47</b>	<b>98,794.05</b>	<b>1,042,268.59</b>	<b>978.75</b>	<b>348,054.13</b>	<b>25.02%</b>
<b>Category: E01 - Personnel Expense Total:</b>							
<b>Category: E10 - Building &amp; Grounds Exp</b>							
500-0900-5102	6,000.00	6,222.66	92.84	3,122.10	2,270.85	829.71	13.33 %
500-0900-5104	3,500.00	3,500.00	1,143.21	1,826.29	483.46	1,190.25	34.01 %
500-0900-5110	48,000.00	48,000.00	4,258.68	29,433.85	0.00	18,566.15	38.68 %
500-0900-5111	6,000.00	6,000.00	50.41	1,575.73	0.00	4,424.27	73.74 %
500-0900-5112	300.00	300.00	25.74	247.61	0.00	52.39	17.46 %
500-0900-5115	8,748.00	8,748.00	914.06	7,198.05	0.00	1,549.95	17.72 %
500-0900-5116	10,560.00	10,560.00	960.98	9,115.21	58.60	1,386.19	13.13 %
500-0900-5120	14,000.00	16,800.00	18,061.69	18,061.69	0.00	-1,261.69	-7.51 %
500-0900-5130	1,692.00	1,692.00	21.56	2,621.77	0.00	-929.77	-54.95 %
500-0900-5142	1,500.00	1,500.00	634.07	1,815.19	0.00	-315.19	-21.01 %
500-0900-5145	15,000.00	15,000.00	223.86	4,086.61	0.00	10,913.39	72.76 %
	<b>115,300.00</b>	<b>118,322.66</b>	<b>26,387.10</b>	<b>79,104.10</b>	<b>2,812.91</b>	<b>36,405.65</b>	<b>30.77%</b>
<b>Category: E10 - Building &amp; Grounds Exp Total:</b>							
<b>Category: E20 - Vehicle Expense</b>							
500-0900-5200	58,500.00	58,500.00	5,052.71	46,052.52	0.00	12,447.48	21.28 %
500-0900-5210	30,000.00	30,000.00	4,185.67	19,414.57	0.00	10,585.43	35.28 %
500-0900-5218	8,100.00	8,100.00	0.00	7,347.88	0.00	752.12	9.29 %
500-0900-5225	7,500.00	8,000.00	0.00	7,927.73	0.00	72.27	0.90 %
	<b>104,100.00</b>	<b>104,600.00</b>	<b>9,238.38</b>	<b>80,742.70</b>	<b>0.00</b>	<b>23,857.30</b>	<b>22.81%</b>
<b>Category: E20 - Vehicle Expense Total:</b>							
<b>Category: E30 - Supply Expense</b>							
500-0900-5300	4,200.00	4,200.00	0.00	5,596.29	0.00	-1,396.29	-33.25 %
500-0900-5322	108,000.00	142,000.00	10,434.39	153,687.54	4,882.40	-16,569.94	-11.67 %
500-0900-5350	4,200.00	4,200.00	93.48	943.70	62.50	3,193.80	76.04 %
500-0900-5360	1,260,000.00	1,260,000.00	122,709.23	1,093,015.90	0.00	166,984.10	13.25 %
	<b>1,376,400.00</b>	<b>1,410,400.00</b>	<b>133,237.10</b>	<b>1,253,243.43</b>	<b>4,944.90</b>	<b>152,211.67</b>	<b>10.79%</b>
<b>Category: E30 - Supply Expense Total:</b>							
<b>Category: E40 - Operations Expense</b>							
500-0900-5475	120,000.00	120,000.00	6,225.04	83,584.59	0.00	36,415.41	30.35 %
500-0900-5480	76,043.00	73,860.00	6,295.56	25,026.60	2,200.00	46,633.40	63.14 %
500-0900-5530	1,500.00	1,500.00	0.00	75.38	0.00	1,424.62	94.97 %
500-0900-5535	270,000.00	270,000.00	34,316.00	283,085.00	0.00	-13,085.00	-4.85 %
	<b>467,543.00</b>	<b>465,360.00</b>	<b>46,836.60</b>	<b>391,771.57</b>	<b>2,200.00</b>	<b>71,388.43</b>	<b>15.34%</b>
<b>Category: E40 - Operations Expense Total:</b>							
<b>Category: E55 - Professional Services</b>							
500-0900-5550	7,400.00	7,400.00	0.00	0.00	0.00	7,400.00	100.00 %
500-0900-5553	2,000.00	2,000.00	0.00	161.13	720.63	1,118.24	55.91 %
500-0900-5586	75,400.00	75,400.00	14,502.28	52,627.44	7,447.24	15,325.32	20.33 %

Budget Report

	Original Total Budget	Current Total Budget	Period Activity	Fiscal Activity	Encumbrances	Variance Favorable (Unfavorable)	Percent Remaining
Prof Services - Printing	0.00	0.00	0.00	92.50	0.00	-92.50	0.00 %
<b>Category: E55 - Professional Services Total:</b>	<b>84,800.00</b>	<b>84,800.00</b>	<b>14,502.28</b>	<b>52,881.07</b>	<b>8,167.87</b>	<b>23,751.06</b>	<b>28.01%</b>
<b>Category: E60 - Miscellaneous Expense</b>							
Miscellaneous Expense	1,000.00	0.00	0.00	-5,933.29	184.03	5,749.26	0.00 %
Hardware - New & Renewals	7,000.00	7,000.00	0.00	6,504.68	0.00	495.32	7.08 %
Software - New & Renewals	54,610.00	76,610.00	4,500.00	79,219.92	6,017.50	-8,627.42	-11.26 %
Copiers & Maintenance	0.00	0.00	106.16	1,324.49	0.00	-1,324.49	0.00 %
<b>Category: E60 - Miscellaneous Expense Total:</b>	<b>62,610.00</b>	<b>83,610.00</b>	<b>4,606.16</b>	<b>81,115.80</b>	<b>6,201.53</b>	<b>-3,707.33</b>	<b>-4.43%</b>
<b>Category: E62 - Intergovernmental Tsfr</b>							
Xfer to Other	0.00	0.00	20,069.61	154,009.08	0.00	-154,009.08	0.00 %
Xfer to Water Impact	35,000.00	35,000.00	0.00	0.00	0.00	35,000.00	100.00 %
<b>Category: E62 - Intergovernmental Tsfr Total:</b>	<b>35,000.00</b>	<b>35,000.00</b>	<b>20,069.61</b>	<b>154,009.08</b>	<b>0.00</b>	<b>-119,009.08</b>	<b>-340.03%</b>
<b>Category: E72 - Bond Expense</b>							
Bond Fees	31,983.96	31,983.96	3,421.46	34,762.84	0.00	-2,778.88	-8.69 %
<b>Category: E72 - Bond Expense Total:</b>	<b>31,983.96</b>	<b>31,983.96</b>	<b>3,421.46</b>	<b>34,762.84</b>	<b>0.00</b>	<b>-2,778.88</b>	<b>-8.69%</b>
<b>Category: E80 - Fixed Assets</b>							
Capital Assets - Infrastructure	150,000.00	3,568,695.03	10,070.00	10,070.00	240,251.00	3,318,374.03	92.99 %
Depreciation Expense	500,000.00	500,000.00	0.00	0.00	0.00	500,000.00	100.00 %
<b>Category: E80 - Fixed Assets Total:</b>	<b>650,000.00</b>	<b>4,068,695.03</b>	<b>10,070.00</b>	<b>10,070.00</b>	<b>240,251.00</b>	<b>3,818,374.03</b>	<b>93.85%</b>
<b>Category: E85 - Interest Expense</b>							
Interest Expense	87,589.00	87,589.00	6,266.14	63,072.60	0.00	24,516.40	27.99 %
<b>Category: E85 - Interest Expense Total:</b>	<b>87,589.00</b>	<b>87,589.00</b>	<b>6,266.14</b>	<b>63,072.60</b>	<b>0.00</b>	<b>24,516.40</b>	<b>27.99%</b>
<b>Department: 0900 - Wastewater</b>							
Revenue							
Sales - Wastewater	5,563,787.00	5,563,787.00	534,867.51	4,792,996.84	0.00	-770,790.16	13.85 %
Sales - WW Connections	13,750.00	13,750.00	2,250.00	14,100.00	0.00	350.00	102.55 %
<b>Category: R50 - Sale of Services Total:</b>	<b>5,577,537.00</b>	<b>5,577,537.00</b>	<b>537,117.51</b>	<b>4,807,096.84</b>	<b>0.00</b>	<b>-770,440.16</b>	<b>13.81%</b>
<b>Category: R60 - Miscellaneous Revenue</b>							
Miscellaneous Revenue	100.00	100.00	0.00	0.00	0.00	-100.00	100.00 %
Xfer Wastewater Impact	50,000.00	50,000.00	7,500.00	51,315.00	0.00	1,315.00	102.63 %
<b>Category: R60 - Miscellaneous Revenue Total:</b>	<b>50,100.00</b>	<b>50,100.00</b>	<b>7,500.00</b>	<b>51,315.00</b>	<b>0.00</b>	<b>1,215.00</b>	<b>2.43%</b>
<b>Revenue Total:</b>	<b>5,627,637.00</b>	<b>5,627,637.00</b>	<b>544,617.51</b>	<b>4,858,411.84</b>	<b>0.00</b>	<b>-769,225.16</b>	<b>13.67%</b>
<b>Expense</b>							
<b>Category: E62 - Intergovernmental Tsfr</b>							
Xfer to Water	4,064,000.00	4,064,000.00	463,194.73	4,055,845.51	0.00	8,154.49	0.20 %
<b>Category: E62 - Intergovernmental Tsfr Total:</b>	<b>4,064,000.00</b>	<b>4,064,000.00</b>	<b>463,194.73</b>	<b>4,055,845.51</b>	<b>0.00</b>	<b>8,154.49</b>	<b>0.20 %</b>

**Budget Report**

For Fiscal: 2023 Period Ending: 10/31/2023

	Original Total Budget	Current Total Budget	Period Activity	Fiscal Activity	Encumbrances	Variance Favorable (Unfavorable)	Percent Remaining
Xfer to Wastewater Impact	50,000.00	50,000.00	0.00	0.00	0.00	50,000.00	100.00 %
<b>Category: E62 - Intergovernmental Tsfr Total:</b>	<b>4,114,000.00</b>	<b>4,114,000.00</b>	<b>463,194.73</b>	<b>4,055,845.51</b>	<b>0.00</b>	<b>58,154.49</b>	<b>1.41%</b>
Expense Total:	4,114,000.00	4,114,000.00	463,194.73	4,055,845.51	0.00	58,154.49	1.41%
Department: 0950 - Wastewater Surplus (Deficit):	1,513,637.00	1,513,637.00	81,422.78	802,566.33	0.00	-711,070.67	46.98%
Fund: 500 - Water Fund Surplus (Deficit):	2,280,712.39	-1,175,796.64	52,497.48	1,701,207.93	-265,556.96	2,611,447.61	222.10%
<b>Fund: 510 - Wastewater Fund</b>							
Department: 0900 - Water Expense							
Category: E60 - Miscellaneous Expense							
Software - New & Renewals	0.00	0.00	-1,160.00	0.00	0.00	0.00	0.00 %
<b>Category: E60 - Miscellaneous Expense Total:</b>	<b>0.00</b>	<b>0.00</b>	<b>-1,160.00</b>	<b>0.00</b>	<b>0.00</b>	<b>0.00</b>	<b>0.00%</b>
Expense Total:	0.00	0.00	-1,160.00	0.00	0.00	0.00	0.00%
Department: 0900 - Water Total:	0.00	0.00	-1,160.00	0.00	0.00	0.00	0.00%
<b>Department: 0950 - Wastewater Revenue</b>							
Category: R60 - Miscellaneous Revenue							
Miscellaneous Revenue	0.00	0.00	767.89	6,271.95	0.00	6,271.95	0.00 %
<b>Category: R60 - Miscellaneous Revenue Total:</b>	<b>0.00</b>	<b>0.00</b>	<b>767.89</b>	<b>6,271.95</b>	<b>0.00</b>	<b>6,271.95</b>	<b>0.00%</b>
<b>Category: R62 - Intergovernmental Tsfrs</b>							
Xfer fr Other Fund	0.00	0.00	0.00	273,825.74	0.00	273,825.74	0.00 %
Xfer from Sewer Sales	4,064,000.00	4,064,000.00	463,194.73	4,055,845.51	0.00	-8,154.49	0.20 %
<b>Category: R62 - Intergovernmental Tsfrs Total:</b>	<b>4,064,000.00</b>	<b>4,064,000.00</b>	<b>463,194.73</b>	<b>4,329,671.25</b>	<b>0.00</b>	<b>265,671.25</b>	<b>6.54%</b>
<b>Category: R64 - Reimbursement</b>							
Reimbursement Revenue	0.00	0.00	0.00	97,432.41	0.00	97,432.41	0.00 %
<b>Category: R64 - Reimbursement Total:</b>	<b>0.00</b>	<b>0.00</b>	<b>0.00</b>	<b>97,432.41</b>	<b>0.00</b>	<b>97,432.41</b>	<b>0.00%</b>
<b>Revenue Total:</b>	<b>4,064,000.00</b>	<b>4,064,000.00</b>	<b>463,962.62</b>	<b>4,433,375.61</b>	<b>0.00</b>	<b>369,375.61</b>	<b>9.09%</b>
<b>Expense</b>							
<b>Category: E01 - Personnel Expense</b>							
Salary Expense	1,118,589.64	1,119,214.64	73,855.58	800,857.10	0.00	318,357.54	28.44 %
SWB Reimbursement	206,796.00	206,796.00	17,233.00	172,330.00	0.00	34,466.00	16.67 %
Overtime Expense	85,000.00	85,000.00	5,333.72	101,624.27	0.00	-16,624.27	-19.56 %
FICA Expense	104,570.19	104,570.19	5,904.84	67,639.59	0.00	36,930.60	35.32 %
Unemployment Expense	1,380.00	1,380.00	0.00	462.66	0.00	917.34	66.47 %
Worker's Comp Expense	22,000.00	24,000.00	0.00	23,920.59	0.00	79.41	0.33 %
APERS Expense	209,413.75	209,413.75	12,131.61	137,611.20	0.00	71,802.55	34.29 %
Health Insurance Expense	272,057.28	272,057.28	17,466.96	160,809.95	0.00	111,247.33	40.89 %
Physical & Drug Screen Exp	1,800.00	1,800.00	0.00	277.50	0.00	1,522.50	84.58 %
Uniform Expense	18,934.38	18,934.38	856.22	6,855.44	1,656.22	10,422.72	55.05 %

**Budget Report**

For Fiscal: 2023 Period Ending: 10/31/2023

	Original Total Budget	Current Total Budget	Period Activity	Fiscal Activity	Encumbrances	Variance Favorable (Unfavorable)	Percent Remaining
Travel & Training Expense	5,000.00	5,000.00	763.30	4,091.19	0.00	908.81	18.18 %
<b>Category: E01 - Personnel Expense Total:</b>	<b>2,045,541.24</b>	<b>2,048,166.24</b>	<b>133,545.23</b>	<b>1,476,479.49</b>	<b>1,656.22</b>	<b>570,030.53</b>	<b>27.83%</b>
<b>Category: E10 - Building &amp; Grounds Exp</b>							
Repairs & Maint - Building	9,600.00	9,600.00	531.09	11,930.63	2,036.71	-4,367.34	-45.49 %
Utilities - Electric	420,000.00	443,500.00	24,869.67	319,416.73	0.00	124,083.27	27.98 %
Utilities - Gas	2,868.00	2,868.00	63.42	1,569.99	0.00	1,298.01	45.26 %
Utilities - Water	276.00	114,276.00	617.81	25,313.48	0.00	88,962.52	77.85 %
Com Exp - Tel Landline Interne	8,664.00	8,664.00	914.05	7,288.78	0.00	1,375.22	15.87 %
Communication Exp - Cellular	9,360.00	9,360.00	745.82	7,886.18	58.60	1,415.22	15.12 %
Insurance - Property	19,000.00	22,800.00	25,212.41	25,212.41	0.00	-2,412.41	-10.58 %
Sanitation	130,000.00	90,000.00	6,368.06	76,677.02	483.48	12,839.50	14.27 %
Supplies - B&G	1,500.00	1,500.00	78.19	1,512.80	234.18	-246.98	-16.47 %
Janitorial Supplies and Main	1,500.00	1,500.00	0.00	973.12	0.00	526.88	35.13 %
Tools	15,000.00	15,000.00	1,153.00	10,939.43	0.00	4,060.57	27.07 %
<b>Category: E10 - Building &amp; Grounds Exp Total:</b>	<b>617,768.00</b>	<b>719,068.00</b>	<b>60,553.52</b>	<b>488,720.57</b>	<b>2,812.97</b>	<b>227,534.46</b>	<b>31.64%</b>
<b>Category: E20 - Vehicle Expense</b>							
Fuel Expense	75,000.00	75,000.00	5,052.71	48,753.47	0.00	26,246.53	35.00 %
Service & Repair - Vehicle	60,000.00	169,000.00	110.86	6,830.77	162,206.18	-36.95	-0.02 %
Tire Expense	10,800.00	10,800.00	1,148.04	5,817.78	1,801.81	3,180.41	29.45 %
Insurance Expense - Vehicle	12,000.00	16,520.07	0.00	19,392.74	0.00	-2,872.67	-17.39 %
Equipment Rental	4,500.00	4,500.00	0.00	21,936.27	0.00	-17,436.27	-387.47 %
<b>Category: E20 - Vehicle Expense Total:</b>	<b>162,300.00</b>	<b>275,820.07</b>	<b>6,311.61</b>	<b>102,731.03</b>	<b>164,007.99</b>	<b>9,081.05</b>	<b>3.29%</b>
<b>Category: E30 - Supply Expense</b>							
Supplies - Office	4,200.00	4,200.00	120.06	2,273.48	170.00	1,756.52	41.82 %
Supplies - Operating	240,000.00	280,000.00	22,034.58	256,527.57	19,555.49	3,916.94	1.40 %
Supplies - Chemicals	198,000.00	298,000.00	6,779.58	248,073.73	5,531.40	44,394.87	14.90 %
Supplies - Lab	36,000.00	36,000.00	5,153.40	30,269.83	-325.00	6,055.47	16.82 %
Postage Expense	5,000.00	5,000.00	93.48	943.68	62.50	3,993.82	79.88 %
<b>Category: E30 - Supply Expense Total:</b>	<b>483,200.00</b>	<b>623,200.00</b>	<b>34,181.10</b>	<b>538,088.29</b>	<b>24,994.39</b>	<b>60,117.32</b>	<b>9.65%</b>
<b>Category: E40 - Operations Expense</b>							
Credit Card Fees	36,780.00	36,780.00	6,093.28	31,823.60	0.00	4,956.40	13.48 %
Dues & Subscriptions	17,183.00	15,000.00	4,458.96	16,810.02	0.00	-1,810.02	-12.07 %
Safety Program	4,000.00	4,000.00	586.21	1,060.10	978.75	1,961.15	49.03 %
<b>Category: E40 - Operations Expense Total:</b>	<b>57,963.00</b>	<b>55,780.00</b>	<b>11,138.45</b>	<b>49,693.72</b>	<b>978.75</b>	<b>5,107.53</b>	<b>9.16%</b>
<b>Category: E55 - Professional Services</b>							
Prof Services - Acctg & Audit	7,400.00	7,400.00	0.00	0.00	0.00	7,400.00	100.00 %
Prof Services - Advertising	2,000.00	2,000.00	0.00	161.13	720.63	1,118.24	55.91 %
Prof Services - Other	95,400.00	444,226.00	16,453.58	147,608.56	53,547.25	243,070.19	54.72 %
Prof Services - Printing	4,800.00	4,800.00	0.00	92.49	0.00	4,707.51	98.07 %
<b>Category: E55 - Professional Services Total:</b>	<b>109,600.00</b>	<b>458,426.00</b>	<b>16,453.58</b>	<b>147,862.18</b>	<b>54,267.88</b>	<b>256,295.94</b>	<b>55.91%</b>



**Budget Report**

For Fiscal: 2023 Period Ending: 10/31/2023

	Original Total Budget	Current Total Budget	Period Activity	Fiscal Activity	Encumbrances	Variance Favorable (Unfavorable) Remaining	Percent Remaining
<b>Category: E60 - Miscellaneous Expense</b>							
Miscellaneous Expense	0.00	0.00	0.00	92.22	0.00	-92.22	0.00 %
Hardware - New & Renewals	4,000.00	4,000.00	0.00	2,545.91	0.00	1,454.09	36.35 %
Software - New & Renewals	70,240.00	70,240.00	3,340.00	59,278.04	6,017.50	4,944.46	7.04 %
Copiers & Maintenance	0.00	0.00	106.16	1,324.48	0.00	-1,324.48	0.00 %
<b>Category: E60 - Miscellaneous Expense Total:</b>	<b>74,240.00</b>	<b>74,240.00</b>	<b>3,446.16</b>	<b>63,240.65</b>	<b>6,017.50</b>	<b>4,981.85</b>	<b>6.71%</b>
<b>Category: E62 - Intergovernmental Tsfr</b>							
Xfer to Other	120,000.00	120,000.00	24,378.67	213,465.56	22,500.00	-115,965.56	-96.64 %
<b>Category: E62 - Intergovernmental Tsfr Total:</b>	<b>120,000.00</b>	<b>120,000.00</b>	<b>24,378.67</b>	<b>213,465.56</b>	<b>22,500.00</b>	<b>-115,965.56</b>	<b>-96.64%</b>
<b>Category: E72 - Bond Expense</b>							
Bond Principal Payment	105,838.51	-0.49	0.00	0.00	0.00	-0.49	100.00 %
Bond Fees	66,999.96	66,999.96	4,615.68	46,865.60	0.00	20,134.36	30.05 %
<b>Category: E72 - Bond Expense Total:</b>	<b>172,838.47</b>	<b>66,999.47</b>	<b>4,615.68</b>	<b>46,865.60</b>	<b>0.00</b>	<b>20,133.87</b>	<b>30.05%</b>
<b>Category: E80 - Fixed Assets</b>							
Capital Assets - Equipment	180,000.00	360,637.80	-138,497.33	0.00	4,511.80	356,126.00	98.75 %
Capital Assets - Infrastructure	2,242,000.00	2,991,236.78	-614,599.27	0.00	1,281,765.84	1,709,470.94	57.15 %
Depreciation Expense	500,000.00	500,000.00	0.00	949.92	0.00	499,050.08	99.81 %
<b>Category: E80 - Fixed Assets Total:</b>	<b>2,922,000.00</b>	<b>3,851,874.58</b>	<b>-753,096.60</b>	<b>949.92</b>	<b>1,286,277.64</b>	<b>2,564,647.02</b>	<b>66.58%</b>
<b>Category: E85 - Interest Expense</b>							
Interest Expense	87,589.00	87,589.00	7,161.82	84,992.54	26,349.81	-23,753.35	-27.12 %
Loss	0.00	0.00	0.00	980.58	0.00	-980.58	0.00 %
<b>Category: E85 - Interest Expense Total:</b>	<b>87,589.00</b>	<b>87,589.00</b>	<b>7,161.82</b>	<b>85,973.12</b>	<b>26,349.81</b>	<b>-24,733.93</b>	<b>-28.24%</b>
<b>Expense Total:</b>							
	6,853,039.71	8,381,163.36	-451,310.78	3,214,070.13	1,589,863.15	3,577,230.08	42.68%
<b>Department: 0950 - Wastewater Surplus (Deficit):</b>							
	-2,789,039.71	-4,317,163.36	915,273.40	1,219,305.48	-1,589,863.15	3,946,605.69	91.42%
<b>Fund: 510 - Wastewater Fund Surplus (Deficit):</b>							
	-2,789,039.71	-4,317,163.36	916,433.40	1,219,305.48	-1,589,863.15	3,946,605.69	91.42%
<b>Fund: 515 - Stormwater Utility Fund</b>							
<b>Department: 0140 - Stormwater Revenue</b>							
<b>Category: R20 - Licenses Permits &amp; Fees</b>							
Stormwater Rev Fees	0.00	0.00	9,900.00	24,517.00	0.00	24,517.00	0.00 %
<b>Category: R20 - Licenses Permits &amp; Fees Total:</b>	<b>0.00</b>	<b>0.00</b>	<b>9,900.00</b>	<b>24,517.00</b>	<b>0.00</b>	<b>24,517.00</b>	<b>0.00%</b>
<b>Category: R50 - Sale of Services</b>							
Stormwater Rev - Residential	0.00	0.00	104,617.98	205,703.66	0.00	205,703.66	0.00 %
Stormwater Rev - Business	0.00	0.00	19,554.00	38,808.00	0.00	38,808.00	0.00 %
<b>Category: R50 - Sale of Services Total:</b>	<b>0.00</b>	<b>0.00</b>	<b>124,171.98</b>	<b>244,511.66</b>	<b>0.00</b>	<b>244,511.66</b>	<b>0.00%</b>
<b>Category: R60 - Miscellaneous Revenue</b>							
Miscellaneous Revenue	0.00	1,360,000.00	0.00	860,536.60	0.00	-499,463.40	36.73 %
<b>Category: R60 - Miscellaneous Revenue Total:</b>	<b>0.00</b>	<b>1,360,000.00</b>	<b>0.00</b>	<b>860,536.60</b>	<b>0.00</b>	<b>-499,463.40</b>	<b>36.73%</b>

**Budget Report**

For Fiscal: 2023 Period Ending: 10/31/2023

	Original Total Budget	Current Total Budget	Period Activity	Fiscal Activity	Encumbrances	Variance Favorable (Unfavorable)	Percent Remaining
<b>Category: R64 - Reimbursement</b>							
Reimbursement Revenue	0.00	300,000.00	0.00	800,000.00	0.00	500,000.00	266.67%
<b>Category: R64 - Reimbursement Total:</b>	<b>0.00</b>	<b>300,000.00</b>	<b>0.00</b>	<b>800,000.00</b>	<b>0.00</b>	<b>500,000.00</b>	<b>166.67%</b>
Revenue Total:	0.00	1,660,000.00	134,071.98	1,929,565.26	0.00	269,565.26	16.24%
<b>Expense</b>							
<b>Category: E80 - Fixed Assets</b>							
Capital Assets - Infrastructure	0.00	3,238,322.25	0.00	0.00	296,391.01	2,941,931.24	90.85%
<b>Category: E80 - Fixed Assets Total:</b>	<b>0.00</b>	<b>3,238,322.25</b>	<b>0.00</b>	<b>0.00</b>	<b>296,391.01</b>	<b>2,941,931.24</b>	<b>90.85%</b>
Expense Total:	0.00	3,238,322.25	0.00	0.00	296,391.01	2,941,931.24	90.85%
<b>Department: 0140 - Stormwater Surplus (Deficit):</b>	<b>0.00</b>	<b>-1,578,322.25</b>	<b>134,071.98</b>	<b>1,929,565.26</b>	<b>-296,391.01</b>	<b>3,211,496.50</b>	<b>203.48%</b>
<b>Fund: 515 - Stormwater Utility Fund Surplus (Deficit):</b>	<b>0.00</b>	<b>-1,578,322.25</b>	<b>134,071.98</b>	<b>1,929,565.26</b>	<b>-296,391.01</b>	<b>3,211,496.50</b>	<b>203.48%</b>
<b>Fund: 525 - Depreciation - WW</b>							
Department: 0950 - Wastewater Revenue	217,000.00	217,000.00	44,448.28	367,474.64	0.00	150,474.64	169.34%
<b>Category: R62 - Intergovernmental Tsfrs</b>							
Xfer from Water	217,000.00	217,000.00	44,448.28	367,474.64	0.00	150,474.64	69.34%
<b>Category: R62 - Intergovernmental Tsfrs Total:</b>	<b>217,000.00</b>	<b>217,000.00</b>	<b>44,448.28</b>	<b>367,474.64</b>	<b>0.00</b>	<b>150,474.64</b>	<b>69.34%</b>
Revenue Total:	217,000.00	217,000.00	44,448.28	367,474.64	0.00	150,474.64	69.34%
<b>Department: 0950 - Wastewater Total:</b>	<b>217,000.00</b>	<b>217,000.00</b>	<b>44,448.28</b>	<b>367,474.64</b>	<b>0.00</b>	<b>150,474.64</b>	<b>69.34%</b>
<b>Fund: 525 - Depreciation - WW Total:</b>	<b>217,000.00</b>	<b>217,000.00</b>	<b>44,448.28</b>	<b>367,474.64</b>	<b>0.00</b>	<b>150,474.64</b>	<b>69.34%</b>
<b>Fund: 550 - Impact - Water</b>							
Department: 0900 - Water Revenue	0.00	0.00	0.00	1,550.00	0.00	1,550.00	0.00%
<b>Category: R20 - Licenses Permits &amp; Fees</b>							
Impact Fees	0.00	0.00	0.00	1,550.00	0.00	1,550.00	0.00%
<b>Category: R20 - Licenses Permits &amp; Fees Total:</b>	<b>0.00</b>	<b>0.00</b>	<b>0.00</b>	<b>1,550.00</b>	<b>0.00</b>	<b>1,550.00</b>	<b>0.00%</b>
<b>Category: R62 - Intergovernmental Tsfrs</b>							
Xfer fr WaterOrd1997-3, 2010-18	35,000.00	35,000.00	4,200.00	40,489.00	0.00	5,489.00	115.68%
<b>Category: R62 - Intergovernmental Tsfrs Total:</b>	<b>35,000.00</b>	<b>35,000.00</b>	<b>4,200.00</b>	<b>40,489.00</b>	<b>0.00</b>	<b>5,489.00</b>	<b>15.68%</b>
Revenue Total:	35,000.00	35,000.00	4,200.00	42,039.00	0.00	7,039.00	20.11%
<b>Department: 0900 - Water Total:</b>	<b>35,000.00</b>	<b>35,000.00</b>	<b>4,200.00</b>	<b>42,039.00</b>	<b>0.00</b>	<b>7,039.00</b>	<b>20.11%</b>
<b>Fund: 550 - Impact - Water Total:</b>	<b>35,000.00</b>	<b>35,000.00</b>	<b>4,200.00</b>	<b>42,039.00</b>	<b>0.00</b>	<b>7,039.00</b>	<b>20.11%</b>

	Original Total Budget	Current Total Budget	Period Activity	Fiscal Activity	Encumbrances	Variance Favorable (Unfavorable)	Percent Remaining
Fund: 555 - Impact - WW							
Department: 0950 - Wastewater							
Revenue							
Category: R20 - Licenses Permits & Fees							
Impact Fees	0.00	0.00	26,650.00	28,400.00	0.00	28,400.00	0.00 %
Category: R20 - Licenses Permits & Fees Total:	0.00	0.00	26,650.00	28,400.00	0.00	28,400.00	0.00%
Category: R62 - Intergovernmental Tsfrs							
Xfer from Water Ord 1997-03	50,000.00	50,000.00	0.00	500.00	0.00	-49,500.00	99.00 %
Category: R62 - Intergovernmental Tsfrs Total:	50,000.00	50,000.00	0.00	500.00	0.00	-49,500.00	99.00%
Revenue Total:	50,000.00	50,000.00	26,650.00	28,900.00	0.00	-21,100.00	42.20%
Expense							
Category: E62 - Intergovernmental Tsfr							
Xfer to Other Fund	0.00	0.00	0.00	273,825.74	0.00	-273,825.74	0.00 %
Category: E62 - Intergovernmental Tsfr Total:	0.00	0.00	0.00	273,825.74	0.00	-273,825.74	0.00%
Expense Total:	0.00	0.00	0.00	273,825.74	0.00	-273,825.74	0.00%
Department: 0950 - Wastewater Surplus (Deficit):	50,000.00	50,000.00	26,650.00	-244,925.74	0.00	-294,925.74	589.85%
Fund: 555 - Impact - WW Surplus (Deficit):	50,000.00	50,000.00	26,650.00	-244,925.74	0.00	-294,925.74	589.85%
Fund: 604 - W/WW Ref Rev 2017 Bd Fr							
Department: 0000 - Administration							
Revenue							
Category: R62 - Intergovernmental Tsfrs							
Xfer from Other Fund	0.00	0.00	19,775.11	217,526.21	0.00	217,526.21	0.00 %
Category: R62 - Intergovernmental Tsfrs Total:	0.00	0.00	19,775.11	217,526.21	0.00	217,526.21	0.00%
Category: R85 - Interest Revenue							
Interest Revenue	0.00	0.00	471.29	2,736.91	0.00	2,736.91	0.00 %
Category: R85 - Interest Revenue Total:	0.00	0.00	471.29	2,736.91	0.00	2,736.91	0.00%
Revenue Total:	0.00	0.00	20,246.40	220,263.12	0.00	220,263.12	0.00%
Expense							
Category: E62 - Intergovernmental Tsfr							
Xfer to Other	0.00	0.00	91,035.36	136,185.99	0.00	-136,185.99	0.00 %
Category: E62 - Intergovernmental Tsfr Total:	0.00	0.00	91,035.36	136,185.99	0.00	-136,185.99	0.00%
Category: E72 - Bond Expense							
Bond Fees	0.00	0.00	166.67	1,666.70	0.00	-1,666.70	0.00 %
Category: E72 - Bond Expense Total:	0.00	0.00	166.67	1,666.70	0.00	-1,666.70	0.00%
Expense Total:	0.00	0.00	91,202.03	137,852.69	0.00	-137,852.69	0.00%
Department: 0000 - Administration Surplus (Deficit):	0.00	0.00	-70,955.63	82,410.43	0.00	82,410.43	0.00%
Fund: 604 - W/WW Ref Rev 2017 Bd Fr Surplus (Deficit):	0.00	0.00	-70,955.63	82,410.43	0.00	82,410.43	0.00%

**Budget Report**

For Fiscal: 2023 Period Ending: 10/31/2023

Fund: 606 - W/WW Ref Rev Bonds 2017 DSR

Department: 0000 - Administration

Revenue

Category: R85 - Interest Revenue

Interest Revenue

[606-0000-4850](#)

	Original Total Budget	Current Total Budget	Period Activity	Fiscal Activity	Encumbrances	Variance Favorable (Unfavorable)	Percent Remaining
	0.00	0.00	1,168.42	10,304.01	0.00	10,304.01	0.00 %
Category: R85 - Interest Revenue Total:	0.00	0.00	1,168.42	10,304.01	0.00	10,304.01	0.00%
Revenue Total:	0.00	0.00	1,168.42	10,304.01	0.00	10,304.01	0.00%
Department: 0000 - Administration Total:	0.00	0.00	1,168.42	10,304.01	0.00	10,304.01	0.00%
Fund: 606 - W/WW Ref Rev Bonds 2017 DSR Total:	0.00	0.00	1,168.42	10,304.01	0.00	10,304.01	0.00%

Fund: 700 - A/P Tax Commission

Department: 0150 - A/P Tax Commission

Revenue

Category: R85 - Interest Revenue

Interest Revenue

[700-0150-4850](#)

	0.00	0.00	0.00	146.49	0.00	146.49	0.00 %
Category: R85 - Interest Revenue Total:	0.00	0.00	0.00	146.49	0.00	146.49	0.00%
Revenue Total:	0.00	0.00	0.00	146.49	0.00	146.49	0.00%

Expense

Category: E60 - Miscellaneous Expense

Miscellaneous Expense

[700-0150-5600](#)

	0.00	0.00	0.00	233,801.13	0.00	-233,801.13	0.00 %
Category: E60 - Miscellaneous Expense Total:	0.00	0.00	0.00	233,801.13	0.00	-233,801.13	0.00%
Expense Total:	0.00	0.00	0.00	233,801.13	0.00	-233,801.13	0.00%
Department: 0150 - A/P Tax Commission Surplus (Deficit):	0.00	0.00	0.00	-233,654.64	0.00	-233,654.64	0.00%
Fund: 700 - A/P Tax Commission Surplus (Deficit):	0.00	0.00	0.00	-233,654.64	0.00	-233,654.64	0.00%
Report Surplus (Deficit):	-614,794.99	-10,395,590.82	12,351,293.13	22,282,296.66	-3,788,124.74	28,889,762.74	277.90%

# Group Summary

Category	Original Total Budget	Current Total Budget	Period Activity	Fiscal Activity	Encumbrances	Variance	
						Favorable (Unfavorable)	Percent Remaining
<b>Fund: 001 - General Fund</b>							
<b>Department: 0100 - Administration</b>							
<b>Revenue</b>							
R15 - Taxes - Property	872,400.00	872,400.00	81,433.69	798,031.18	0.00	-74,368.82	8.52%
R60 - Miscellaneous Revenue	1,000.00	34,000.00	0.00	34,478.28	0.00	478.28	-1.41%
R62 - Intergovernmental Tsfrs	6,485,008.00	6,485,008.00	540,417.33	5,404,173.30	0.00	-1,080,834.70	16.67%
R85 - Interest Revenue	1,000.00	1,000.00	29,875.46	120,443.60	0.00	119,443.60	11,944.36%
<b>Revenue Surplus (Deficit):</b>	<b>7,359,408.00</b>	<b>7,392,408.00</b>	<b>651,726.48</b>	<b>6,357,126.36</b>	<b>0.00</b>	<b>-1,035,281.64</b>	<b>14.00%</b>
<b>Expense</b>							
E01 - Personnel Expense	509,103.87	405,379.87	14,078.61	285,512.25	0.00	119,867.62	29.57%
E10 - Building & Grounds Exp	47,446.24	57,694.01	14,726.11	61,836.48	765.90	-4,908.37	-8.51%
E20 - Vehicle Expense	4,000.00	3,650.00	194.01	2,172.47	0.00	1,477.53	40.48%
E30 - Supply Expense	7,900.00	7,900.00	3,807.84	10,914.27	335.05	-3,349.32	-42.40%
E40 - Operations Expense	99,812.00	99,812.00	71,268.21	92,631.23	0.00	7,180.77	7.19%
E55 - Professional Services	96,290.00	90,290.00	384.67	18,724.84	11,629.78	59,935.38	66.38%
E60 - Miscellaneous Expense	14,620.00	14,620.00	10,920.00	19,253.03	0.00	-4,633.03	-31.69%
E68 - Donation Expense	90,000.00	95,000.00	20,000.00	94,914.96	0.00	85.04	0.09%
<b>Expense Total:</b>	<b>869,172.11</b>	<b>774,345.88</b>	<b>135,379.45</b>	<b>585,959.53</b>	<b>12,730.73</b>	<b>175,655.62</b>	<b>22.68%</b>
<b>Department: 0100 - Administration Surplus (Deficit):</b>							
	<b>6,490,235.89</b>	<b>6,618,062.12</b>	<b>516,347.03</b>	<b>5,771,166.83</b>	<b>-12,730.73</b>	<b>-859,626.02</b>	<b>12.99%</b>
<b>Department: 0110 - Information Technology</b>							
<b>Expense</b>							
E01 - Personnel Expense	6,000.00	6,000.00	576.00	2,156.00	0.00	3,844.00	64.07%
E60 - Miscellaneous Expense	179,375.00	211,875.00	8,327.66	218,567.93	14,953.25	-21,646.18	-10.22%
E80 - Fixed Assets	0.00	110,597.09	0.00	30,000.00	75,529.92	5,067.17	4.58%
<b>Expense Total:</b>	<b>185,375.00</b>	<b>328,472.09</b>	<b>8,903.66</b>	<b>250,723.93</b>	<b>90,483.17</b>	<b>-12,735.01</b>	<b>-3.88%</b>
<b>Department: 0110 - Information Technology Total:</b>							
	<b>185,375.00</b>	<b>328,472.09</b>	<b>8,903.66</b>	<b>250,723.93</b>	<b>90,483.17</b>	<b>-12,735.01</b>	<b>-3.88%</b>
<b>Department: 0120 - Planning &amp; Development</b>							
<b>Revenue</b>							
R10 - Taxes - Sales	90,000.00	90,000.00	11,398.06	114,499.25	0.00	24,499.25	-27.22%
R20 - Licenses Permits & Fees	527,250.00	527,250.00	26,558.32	371,856.72	0.00	-155,393.28	29.47%
R60 - Miscellaneous Revenue	0.00	0.00	0.00	100.00	0.00	100.00	0.00%
R64 - Reimbursement	0.00	0.00	1,500.00	1,500.00	0.00	1,500.00	0.00%
<b>Revenue Surplus (Deficit):</b>	<b>617,250.00</b>	<b>617,250.00</b>	<b>39,456.38</b>	<b>487,955.97</b>	<b>0.00</b>	<b>-129,294.03</b>	<b>20.95%</b>
<b>Expense</b>							
E01 - Personnel Expense	586,823.91	585,873.91	45,064.95	466,487.25	0.00	119,386.66	20.38%
E10 - Building & Grounds Exp	8,705.00	8,785.00	837.84	6,305.44	0.00	2,479.56	28.22%
E20 - Vehicle Expense	12,400.00	24,743.01	987.73	17,846.60	2,362.66	4,533.75	18.32%
E30 - Supply Expense	4,500.00	4,500.00	253.64	1,830.64	125.00	2,544.36	56.54%

**Budget Report**

Category	Original Total Budget	Current Total Budget	Period Activity	Fiscal Activity	Encumbrances	Variance		Percent Remaining
						Favorable	(Unfavorable)	
E40 - Operations Expense	45,300.00	40,300.00	988.27	26,619.89	0.00	13,680.11	33.95%	
E55 - Professional Services	57,700.00	32,700.00	3,920.00	31,488.03	2,800.00	-1,588.03	-4.86%	
E60 - Miscellaneous Expense	30,000.00	56,000.00	0.00	4,511.83	527.50	50,960.67	91.00%	
E80 - Fixed Assets	12,650.00	0.00	0.00	0.00	0.00	0.00	0.00%	
E85 - Interest Expense	300.00	300.00	0.00	0.00	0.00	300.00	100.00%	
<b>Expense Total:</b>	<b>758,378.91</b>	<b>753,201.92</b>	<b>52,052.43</b>	<b>555,089.68</b>	<b>5,815.16</b>	<b>192,297.08</b>	<b>25.53%</b>	

Department: 0120 - Planning & Development Surplus (Deficit): -141,128.91

**Department: 0160 - Engineering**

Expense	Original Total Budget	Current Total Budget	Period Activity	Fiscal Activity	Encumbrances	Favorable	(Unfavorable)	Percent Remaining
E01 - Personnel Expense	11,135.00	6,735.00	415.48	3,737.47	0.00	2,997.53	44.51%	
E10 - Building & Grounds Exp	2,300.00	2,300.00	1,789.90	1,785.26	0.00	514.74	22.38%	
E20 - Vehicle Expense	10,400.00	29,613.23	1,107.34	23,721.96	2,398.44	3,492.83	11.79%	
E30 - Supply Expense	5,000.00	5,000.00	161.63	1,579.00	0.00	3,421.00	68.42%	
E60 - Miscellaneous Expense	10,650.00	10,650.00	0.00	98.85	0.00	10,551.15	99.07%	
E80 - Fixed Assets	19,000.00	0.00	0.00	0.00	0.00	0.00	0.00%	
E85 - Interest Expense	300.00	300.00	0.00	0.00	0.00	300.00	100.00%	
<b>Expense Total:</b>	<b>58,785.00</b>	<b>54,598.23</b>	<b>1,863.35</b>	<b>30,922.54</b>	<b>2,398.44</b>	<b>21,277.25</b>	<b>38.97%</b>	

Department: 0160 - Engineering Total: 58,785.00

**Department: 0200 - Animal Control**

Revenue	Original Total Budget	Current Total Budget	Period Activity	Fiscal Activity	Encumbrances	Favorable	(Unfavorable)	Percent Remaining
R20 - Licenses Permits & Fees	29,500.00	29,500.00	1,500.93	19,607.95	-25.00	-9,917.05	33.62%	
R40 - Fines & Forfeitures	6,000.00	6,000.00	840.00	8,836.20	0.00	2,836.20	-47.27%	
R62 - Intergovernmental Trsfers	631,002.00	631,002.00	52,583.00	525,830.00	0.00	-105,172.00	16.67%	
R70 - Grant Revenue	0.00	12,500.00	12,500.00	12,500.00	0.00	0.00	0.00%	
<b>Revenue Surplus (Deficit):</b>	<b>666,502.00</b>	<b>679,002.00</b>	<b>67,423.93</b>	<b>566,774.15</b>	<b>-25.00</b>	<b>-112,252.85</b>	<b>16.53%</b>	

Department: 0200 - Animal Control Total: 666,502.00

**Department: 0200 - Animal Control**

Expense	Original Total Budget	Current Total Budget	Period Activity	Fiscal Activity	Encumbrances	Favorable	(Unfavorable)	Percent Remaining
E01 - Personnel Expense	665,161.32	601,961.32	45,059.29	477,111.17	1,747.71	123,102.44	20.45%	
E10 - Building & Grounds Exp	46,696.00	110,890.00	5,504.87	39,527.89	3,603.06	67,759.05	61.10%	
E20 - Vehicle Expense	14,405.90	14,755.90	1,108.07	13,223.25	-114.19	1,646.84	11.16%	
E30 - Supply Expense	21,950.00	27,287.34	13,135.04	30,163.51	1,337.98	-4,214.15	-15.44%	
E40 - Operations Expense	3,945.00	3,945.00	132.54	1,546.70	25.00	2,373.30	60.16%	
E55 - Professional Services	35,000.00	35,000.00	3,357.55	30,161.46	2,424.33	2,414.21	6.90%	
E60 - Miscellaneous Expense	4,000.00	4,000.00	0.00	1,305.08	0.00	2,694.92	67.37%	
E72 - Bond Expense	7,680.00	7,680.00	654.21	6,491.91	0.00	1,188.09	15.47%	
E80 - Fixed Assets	0.00	69,500.00	0.00	67,111.77	0.00	2,388.23	3.44%	
E85 - Interest Expense	780.00	780.00	48.87	538.89	0.00	241.11	30.91%	
<b>Expense Total:</b>	<b>799,618.22</b>	<b>875,799.56</b>	<b>69,000.44</b>	<b>667,181.63</b>	<b>9,023.89</b>	<b>199,594.04</b>	<b>22.79%</b>	

Department: 0200 - Animal Control Surplus (Deficit): -133,116.22

**Department: 0200 - Animal Control**

Revenue	Original Total Budget	Current Total Budget	Period Activity	Fiscal Activity	Encumbrances	Favorable	(Unfavorable)	Percent Remaining
R20 - Licenses Permits & Fees	29,500.00	29,500.00	1,500.93	19,607.95	-25.00	-9,917.05	33.62%	
R40 - Fines & Forfeitures	6,000.00	6,000.00	840.00	8,836.20	0.00	2,836.20	-47.27%	
R62 - Intergovernmental Trsfers	631,002.00	631,002.00	52,583.00	525,830.00	0.00	-105,172.00	16.67%	
R70 - Grant Revenue	0.00	12,500.00	12,500.00	12,500.00	0.00	0.00	0.00%	
<b>Revenue Surplus (Deficit):</b>	<b>666,502.00</b>	<b>679,002.00</b>	<b>67,423.93</b>	<b>566,774.15</b>	<b>-25.00</b>	<b>-112,252.85</b>	<b>16.53%</b>	

Department: 0200 - Animal Control Total: 666,502.00

**Budget Report**

For Fiscal: 2023 Period Ending: 10/31/2023

Category	Original Total Budget	Current Total Budget	Period Activity	Fiscal Activity	Encumbrances	Variance	
						Favorable	Percent Remaining
<b>Department: 0300 - Court</b>							
<b>Revenue</b>							
R40 - Fines & Forfeitures	532,900.00	532,900.00	27,040.63	357,675.93	0.00	-175,224.07	32.88%
R60 - Miscellaneous Revenue	50,520.00	50,520.00	2,290.94	36,184.56	0.00	-14,335.44	28.38%
R64 - Reimbursement	160,000.00	160,000.00	0.00	55,466.33	0.00	-104,533.67	65.33%
<b>Revenue Surplus (Deficit):</b>	<b>743,420.00</b>	<b>743,420.00</b>	<b>29,331.57</b>	<b>449,326.82</b>	<b>0.00</b>	<b>-294,093.18</b>	<b>39.56%</b>
<b>Expense</b>							
E01 - Personnel Expense	502,270.95	492,670.95	36,894.81	403,231.54	0.00	89,439.41	18.15%
E10 - Building & Grounds Exp	23,646.00	23,646.00	1,911.40	12,295.77	57.20	11,293.03	47.76%
E30 - Supply Expense	11,000.00	11,000.00	431.73	6,619.78	125.00	4,255.22	38.68%
E40 - Operations Expense	146,000.00	146,000.00	0.00	96,331.00	23,839.00	25,830.00	17.69%
E55 - Professional Services	5,500.00	5,500.00	0.00	559.26	0.00	4,940.74	89.83%
E60 - Miscellaneous Expense	4,440.00	3,540.00	212.32	2,503.30	0.00	1,036.70	29.29%
<b>Expense Total:</b>	<b>692,856.95</b>	<b>682,356.95</b>	<b>39,450.26</b>	<b>521,540.65</b>	<b>24,021.20</b>	<b>136,795.10</b>	<b>20.05%</b>
<b>Department: 0300 - Court Surplus (Deficit):</b>							
	<b>50,563.05</b>	<b>61,063.05</b>	<b>-10,118.69</b>	<b>-72,213.83</b>	<b>-24,021.20</b>	<b>-157,298.08</b>	<b>257.60%</b>
<b>Department: 0400 - Parks</b>							
<b>Revenue</b>							
R60 - Miscellaneous Revenue	0.00	300,000.00	0.00	301,526.35	0.00	1,526.35	-0.51%
R62 - Intergovernmental Trfns	1,419,753.00	1,419,753.00	118,312.00	1,183,120.00	0.00	-236,633.00	16.67%
R66 - Sale of Equipment	0.00	0.00	0.00	2,420.00	0.00	2,420.00	0.00%
<b>Revenue Surplus (Deficit):</b>	<b>1,419,753.00</b>	<b>1,719,753.00</b>	<b>118,312.00</b>	<b>1,487,066.35</b>	<b>0.00</b>	<b>-232,686.65</b>	<b>13.53%</b>
<b>Expense</b>							
E01 - Personnel Expense	911,678.42	917,578.42	62,550.29	736,988.56	0.00	180,589.86	19.68%
E10 - Building & Grounds Exp	3,526.00	3,850.00	3,168.23	5,535.23	0.00	-1,685.23	-43.77%
E20 - Vehicle Expense	24,700.00	31,597.30	1,477.61	28,429.86	2,989.60	177.84	0.56%
E30 - Supply Expense	600.00	600.00	0.00	335.40	125.00	139.60	23.27%
E40 - Operations Expense	2,000.00	3,500.00	0.00	2,150.00	0.00	1,350.00	38.57%
E55 - Professional Services	41,000.00	41,000.00	3,161.48	25,541.48	3,080.00	12,378.52	30.19%
E60 - Miscellaneous Expense	18,105.00	18,105.00	252.38	14,501.04	0.00	3,603.96	19.91%
E72 - Bond Expense	68,800.00	68,800.00	4,899.81	60,265.03	0.00	8,534.97	12.41%
E80 - Fixed Assets	0.00	31,926.88	0.00	951,887.78	0.00	-919,960.90	-2,881.46%
E85 - Interest Expense	10,346.00	10,346.00	366.00	4,078.86	0.00	6,267.14	60.59%
<b>Expense Total:</b>	<b>1,080,755.42</b>	<b>1,127,303.60</b>	<b>75,875.80</b>	<b>1,829,713.24</b>	<b>6,194.60</b>	<b>-708,604.24</b>	<b>-62.86%</b>
<b>Department: 0400 - Parks Surplus (Deficit):</b>							
	<b>338,997.58</b>	<b>592,449.40</b>	<b>42,436.20</b>	<b>-342,646.89</b>	<b>-6,194.60</b>	<b>-941,290.89</b>	<b>158.88%</b>
<b>Department: 0410 - Parks - Mills Park &amp; Pool</b>							
<b>Revenue</b>							
R50 - Sale of Services	81,000.00	81,000.00	627.00	75,053.00	0.00	-5,947.00	7.34%
R70 - Grant Revenue	0.00	166,435.00	166,437.80	166,437.80	0.00	2.80	0.00%
<b>Revenue Surplus (Deficit):</b>	<b>81,000.00</b>	<b>247,435.00</b>	<b>167,064.80</b>	<b>241,490.80</b>	<b>0.00</b>	<b>-5,944.20</b>	<b>2.40%</b>

**Budget Report**

Category	Original Total Budget	Current Total Budget	Period Activity	Fiscal Activity	Encumbrances	Variance Favorable (Unfavorable)	Percent Remaining
<b>Expense</b>							
E01 - Personnel Expense	27,450.75	32,950.75	77.19	32,913.56	0.00	37.19	0.11%
E10 - Building & Grounds Exp	29,150.00	47,035.13	4,288.70	42,502.08	0.00	4,533.05	9.64%
E30 - Supply Expense	12,100.00	15,600.00	0.00	15,244.26	0.00	355.74	2.28%
E80 - Fixed Assets	0.00	981,883.80	0.00	0.00	23,920.50	957,963.30	97.56%
<b>Expense Total:</b>	<b>68,700.75</b>	<b>1,077,469.68</b>	<b>4,365.89</b>	<b>90,659.90</b>	<b>23,920.50</b>	<b>962,889.28</b>	<b>89.37%</b>
<b>Department: 0410 - Parks - Mills Park &amp; Pool Surplus (Deficit):</b>							
	<b>12,299.25</b>	<b>-830,034.68</b>	<b>162,698.91</b>	<b>150,830.90</b>	<b>-23,920.50</b>	<b>956,945.08</b>	<b>115.29%</b>
<b>Department: 0420 - Parks - Midland</b>							
<b>Revenue</b>							
R74 - Sponsorships	24,000.00	24,000.00	0.00	16,375.00	0.00	-7,625.00	31.77%
<b>Revenue Surplus (Deficit):</b>	<b>24,000.00</b>	<b>24,000.00</b>	<b>0.00</b>	<b>16,375.00</b>	<b>0.00</b>	<b>-7,625.00</b>	<b>31.77%</b>
<b>Expense</b>							
E10 - Building & Grounds Exp	49,124.00	46,724.00	4,489.64	41,792.74	1,396.57	3,534.69	7.57%
<b>Expense Total:</b>	<b>49,124.00</b>	<b>46,724.00</b>	<b>4,489.64</b>	<b>41,792.74</b>	<b>1,396.57</b>	<b>3,534.69</b>	<b>7.57%</b>
<b>Department: 0420 - Parks - Midland Surplus (Deficit):</b>	<b>-25,124.00</b>	<b>-22,724.00</b>	<b>-4,489.64</b>	<b>-25,417.74</b>	<b>-1,396.57</b>	<b>-4,090.31</b>	<b>-18.00%</b>
<b>Department: 0430 - Parks - Bishop</b>							
<b>Revenue</b>							
R30 - Membership Fees	389,000.00	234,000.00	20,151.25	213,200.25	0.00	-20,799.75	8.89%
R33 - Rental Fees	153,995.00	153,995.00	28,925.00	153,988.00	0.00	-7.00	0.00%
R36 - Park Program Fees	156,000.00	156,000.00	27,780.60	108,590.00	0.00	-47,410.00	30.39%
R50 - Sale of Services	103,000.00	103,000.00	13,052.00	105,817.25	0.00	2,817.25	-2.74%
R60 - Miscellaneous Revenue	5,000.00	5,000.00	336.52	8,460.52	0.00	3,460.52	-69.21%
R74 - Sponsorships	98,500.00	98,500.00	22,500.00	57,334.25	0.00	-41,165.75	41.79%
<b>Revenue Surplus (Deficit):</b>	<b>905,495.00</b>	<b>750,495.00</b>	<b>112,745.37</b>	<b>647,390.27</b>	<b>0.00</b>	<b>-103,104.73</b>	<b>13.74%</b>
<b>Expense</b>							
E01 - Personnel Expense	820,103.06	822,953.06	64,728.85	758,626.03	0.00	64,327.03	7.82%
E10 - Building & Grounds Exp	647,928.00	936,469.36	141,937.42	574,667.55	43,951.72	317,850.09	33.94%
E20 - Vehicle Expense	10,000.00	10,000.00	115.50	7,659.73	2,000.00	340.27	3.40%
E30 - Supply Expense	57,500.00	57,500.00	9,156.34	57,849.18	848.28	-1,197.46	-2.08%
E40 - Operations Expense	31,123.40	31,123.40	2,444.46	26,786.37	0.00	4,337.03	13.93%
E55 - Professional Services	195,720.00	219,220.00	20,758.02	112,716.69	32,880.81	73,622.50	33.58%
E80 - Fixed Assets	0.00	35,447.00	0.00	0.00	27,447.00	8,000.00	22.57%
<b>Expense Total:</b>	<b>1,762,374.46</b>	<b>2,112,712.82</b>	<b>239,140.59</b>	<b>1,538,305.55</b>	<b>107,127.81</b>	<b>467,279.46</b>	<b>22.12%</b>
<b>Department: 0430 - Parks - Bishop Surplus (Deficit):</b>	<b>-856,879.46</b>	<b>-1,362,217.82</b>	<b>-126,395.22</b>	<b>-890,915.28</b>	<b>-107,127.81</b>	<b>364,174.73</b>	<b>26.73%</b>
<b>Department: 0440 - Parks - Alcoa</b>							
<b>Revenue</b>							
R36 - Park Program Fees	1,000.00	1,000.00	150.00	1,725.00	0.00	725.00	-72.50%
R60 - Miscellaneous Revenue	0.00	0.00	0.00	20,903.09	0.00	20,903.09	0.00%



**Budget Report**

For Fiscal: 2023 Period Ending: 10/31/2023

Category	Original Total Budget	Current Total Budget	Period Activity	Fiscal Activity	Encumbrances	Variance	
						Favorable (Unfavorable)	Percent Remaining
R74 - Sponsorships	5,000.00	5,000.00	0.00	0.00	0.00	-5,000.00	100.00%
<b>Revenue Surplus (Deficit):</b>	<b>6,000.00</b>	<b>6,000.00</b>	<b>150.00</b>	<b>22,628.09</b>	<b>0.00</b>	<b>16,628.09</b>	<b>-277.13%</b>
<b>Expense</b>							
E10 - Building & Grounds Exp	19,556.00	25,156.00	7,006.31	26,929.27	558.63	-2,331.90	-9.27%
E80 - Fixed Assets	0.00	0.00	0.00	13,011.00	0.00	-13,011.00	0.00%
<b>Expense Total:</b>	<b>19,556.00</b>	<b>25,156.00</b>	<b>7,006.31</b>	<b>39,940.27</b>	<b>558.63</b>	<b>-15,342.90</b>	<b>-60.99%</b>
<b>Department: 0440 - Parks - Alcoa Surplus (Deficit):</b>	<b>-13,556.00</b>	<b>-19,156.00</b>	<b>-6,856.31</b>	<b>-17,312.18</b>	<b>-558.63</b>	<b>1,285.19</b>	<b>6.71%</b>
<b>Revenue</b>							
R36 - Park Program Fees	5,000.00	5,000.00	1,037.50	7,292.50	0.00	2,292.50	-45.85%
<b>Revenue Surplus (Deficit):</b>	<b>5,000.00</b>	<b>5,000.00</b>	<b>1,037.50</b>	<b>7,292.50</b>	<b>0.00</b>	<b>2,292.50</b>	<b>-45.85%</b>
<b>Expense</b>							
E10 - Building & Grounds Exp	13,000.00	13,000.00	81.29	3,546.05	3,813.63	5,640.32	43.39%
<b>Expense Total:</b>	<b>13,000.00</b>	<b>13,000.00</b>	<b>81.29</b>	<b>3,546.05</b>	<b>3,813.63</b>	<b>5,640.32</b>	<b>43.39%</b>
<b>Department: 0450 - Parks - Ashley Surplus (Deficit):</b>	<b>-8,000.00</b>	<b>-8,000.00</b>	<b>956.21</b>	<b>3,746.45</b>	<b>-3,813.63</b>	<b>7,932.82</b>	<b>99.16%</b>
<b>Revenue</b>							
R15 - Taxes - Property	700.00	700.00	0.00	1,316.01	0.00	616.01	-88.00%
R20 - Licenses Permits & Fees	0.00	0.00	150.00	1,500.00	0.00	1,500.00	0.00%
R33 - Rental Fees	18,000.00	21,450.00	1,540.00	18,830.12	0.00	-2,619.88	12.21%
R60 - Miscellaneous Revenue	250.00	250.00	0.00	5,153.15	0.00	4,903.15	-1,961.26%
R62 - Intergovernmental Tsfrs	3,943,755.00	3,943,755.00	328,647.00	3,286,470.00	0.00	-657,285.00	16.67%
<b>Revenue Surplus (Deficit):</b>	<b>3,962,705.00</b>	<b>3,966,155.00</b>	<b>330,337.00</b>	<b>3,313,269.28</b>	<b>0.00</b>	<b>-652,885.72</b>	<b>16.46%</b>
<b>Expense</b>							
E01 - Personnel Expense	4,322,385.52	4,323,085.52	296,442.34	3,551,521.53	116.46	771,447.53	17.84%
E10 - Building & Grounds Exp	176,237.96	210,337.96	44,505.92	175,980.85	277.75	34,079.36	16.20%
E20 - Vehicle Expense	119,000.00	129,860.97	12,559.81	118,577.90	2,506.09	8,776.98	6.76%
E30 - Supply Expense	75,600.00	187,220.00	5,518.18	161,912.06	6,249.15	19,058.79	10.18%
E40 - Operations Expense	14,000.00	14,000.00	2,312.64	12,498.87	154.58	1,346.55	9.62%
E55 - Professional Services	2,100.00	1,600.00	0.00	13.58	0.00	1,586.42	99.15%
E60 - Miscellaneous Expense	13,525.00	31,025.00	10,689.89	26,762.58	0.00	4,262.42	13.74%
E72 - Bond Expense	113,148.00	113,148.00	14,079.10	86,000.38	0.00	27,147.62	23.99%
E80 - Fixed Assets	8,600.00	12,440.20	0.00	11,114.52	0.00	1,325.68	10.66%
E85 - Interest Expense	51,080.00	51,080.00	2,605.51	44,038.69	0.00	7,041.31	13.78%
<b>Expense Total:</b>	<b>4,895,676.48</b>	<b>5,073,797.65</b>	<b>388,713.39</b>	<b>4,188,420.96</b>	<b>9,304.03</b>	<b>876,072.66</b>	<b>17.27%</b>
<b>Department: 0500 - Fire Surplus (Deficit):</b>	<b>-932,971.48</b>	<b>-1,107,642.65</b>	<b>-58,376.39</b>	<b>-875,151.68</b>	<b>-9,304.03</b>	<b>223,186.94</b>	<b>20.15%</b>

**Budget Report**

For Fiscal: 2023 Period Ending: 10/31/2023

Category	Original Total Budget	Current Total Budget	Period Activity	Fiscal Activity	Encumbrances	Variance		
						Favorable (Unfavorable)	Percent Remaining	
<b>Department: 0510 - Fire - Springhill Vol</b>								
Revenue								
R15 - Taxes - Property	55,000.00	55,000.00	3,558.08	44,219.50	0.00	-10,780.50	19.60%	
<b>Revenue Surplus (Deficit):</b>	<b>55,000.00</b>	<b>55,000.00</b>	<b>3,558.08</b>	<b>44,219.50</b>	<b>0.00</b>	<b>-10,780.50</b>	<b>19.60%</b>	
Expense								
E30 - Supply Expense	15,000.00	54,479.59	0.00	50,218.35	0.00	4,261.24	7.82%	
<b>Expense Total:</b>	<b>15,000.00</b>	<b>54,479.59</b>	<b>0.00</b>	<b>50,218.35</b>	<b>0.00</b>	<b>4,261.24</b>	<b>7.82%</b>	
<b>Department: 0510 - Fire - Springhill Vol Surplus (Deficit):</b>	<b>40,000.00</b>	<b>520.41</b>	<b>3,558.08</b>	<b>-5,998.85</b>	<b>0.00</b>	<b>-6,519.26</b>	<b>1,252.72%</b>	
<b>Department: 0600 - Police</b>								
Revenue								
R40 - Fines & Forfeitures	780.00	780.00	67.14	671.40	0.00	-108.60	13.92%	
R60 - Miscellaneous Revenue	12,000.00	46,070.28	1,618.32	46,714.58	0.00	644.30	-1.40%	
R62 - Intergovernmental Tsfrs	1,577,502.00	1,577,502.00	131,459.00	1,314,590.00	0.00	-262,912.00	16.67%	
R66 - Sale of Equipment	25,000.00	25,000.00	0.00	0.00	0.00	-25,000.00	100.00%	
R68 - Donation Revenue	0.00	0.00	0.00	1,000.00	0.00	1,000.00	0.00%	
R70 - Grant Revenue	33,700.00	33,700.00	2,632.43	30,190.56	0.00	-3,509.44	10.41%	
<b>Revenue Surplus (Deficit):</b>	<b>1,648,982.00</b>	<b>1,683,052.28</b>	<b>135,776.89</b>	<b>1,393,166.54</b>	<b>0.00</b>	<b>-289,885.74</b>	<b>17.22%</b>	
Expense								
E01 - Personnel Expense	3,746,292.22	3,746,292.22	251,600.37	3,214,229.91	744.02	531,318.29	14.18%	
E10 - Building & Grounds Exp	117,113.92	136,313.92	20,495.25	122,558.37	1,557.78	12,197.77	8.95%	
E20 - Vehicle Expense	291,250.00	334,133.82	20,958.56	330,123.06	-4,483.48	8,494.24	2.54%	
E30 - Supply Expense	59,800.00	59,800.00	3,908.03	46,117.36	1,329.98	12,352.66	20.66%	
E40 - Operations Expense	11,100.00	11,880.00	819.00	9,159.00	0.00	2,721.00	22.90%	
E55 - Professional Services	7,500.00	7,000.00	331.47	2,969.42	168.19	3,862.39	55.18%	
E60 - Miscellaneous Expense	85,325.00	85,325.00	1,083.65	51,878.77	606.26	32,839.97	38.49%	
E70 - Grant Expense	31,200.00	31,200.00	1,194.78	18,788.78	0.00	12,411.22	39.78%	
E72 - Bond Expense	828,881.63	926,293.34	143,783.94	557,206.38	0.00	369,086.96	39.85%	
E80 - Fixed Assets	0.00	0.00	8,372.32	984,951.94	66,398.36	-1,051,350.30	0.00%	
E85 - Interest Expense	95,872.22	98,663.51	5,409.49	32,900.91	0.00	65,762.60	66.65%	
<b>Expense Total:</b>	<b>5,274,334.99</b>	<b>5,436,901.81</b>	<b>457,956.86</b>	<b>5,370,883.90</b>	<b>66,321.11</b>	<b>-303.20</b>	<b>-0.01%</b>	
<b>Department: 0600 - Police Surplus (Deficit):</b>	<b>-3,625,352.99</b>	<b>-3,753,849.53</b>	<b>-322,179.97</b>	<b>-3,977,717.36</b>	<b>-66,321.11</b>	<b>-290,188.94</b>	<b>-7.73%</b>	
<b>Department: 0610 - Police - Dispatch</b>								
Revenue								
R60 - Miscellaneous Revenue	238,000.00	238,000.00	0.00	239,471.05	0.00	1,471.05	-0.62%	
<b>Revenue Surplus (Deficit):</b>	<b>238,000.00</b>	<b>238,000.00</b>	<b>0.00</b>	<b>239,471.05</b>	<b>0.00</b>	<b>1,471.05</b>	<b>-0.62%</b>	
Expense								
E01 - Personnel Expense	628,817.82	634,817.82	34,326.90	489,366.83	0.00	145,450.99	22.91%	
E55 - Professional Services	1,950.00	1,950.00	0.00	95.80	0.00	1,854.20	95.09%	

**Budget Report**

For Fiscal: 2023 Period Ending: 10/31/2023

Category	Original Total Budget	Current Total Budget	Period Activity	Fiscal Activity	Encumbrances	Variance	
						Favorable	Percent Remaining
E64 - Reimbursement	67,640.00	218,640.00	23,755.12	188,368.84	29,356.00	915.16	0.42%
<b>Expense Total:</b>	<b>698,407.82</b>	<b>855,407.82</b>	<b>58,082.02</b>	<b>677,831.47</b>	<b>29,356.00</b>	<b>148,220.35</b>	<b>17.33%</b>
<b>Department: 0610 - Police - Dispatch Surplus (Deficit):</b>	<b>-460,407.82</b>	<b>-617,407.82</b>	<b>-58,082.02</b>	<b>-438,360.42</b>	<b>-29,356.00</b>	<b>149,691.40</b>	<b>24.25%</b>

**Department: 0620 - Police - SRO**

<b>Revenue</b>	293,000.00	293,000.00	0.00	350,157.60	0.00	57,157.60	-19.51%
R64 - Reimbursement	293,000.00	293,000.00	0.00	350,157.60	0.00	57,157.60	-19.51%
<b>Revenue Surplus (Deficit):</b>	<b>293,000.00</b>	<b>293,000.00</b>	<b>0.00</b>	<b>350,157.60</b>	<b>0.00</b>	<b>57,157.60</b>	<b>-19.51%</b>
<b>Expense</b>	601,996.45	602,896.45	46,917.86	565,095.14	231.74	37,569.57	6.23%
E01 - Personnel Expense	601,996.45	602,896.45	46,917.86	565,095.14	231.74	37,569.57	6.23%
E10 - Building & Grounds Exp	9,600.00	9,600.00	449.72	6,625.44	0.00	2,974.56	30.99%
E60 - Miscellaneous Expense	2,500.00	2,500.00	0.00	0.00	0.00	2,500.00	100.00%
<b>Expense Total:</b>	<b>614,096.45</b>	<b>614,996.45</b>	<b>47,367.58</b>	<b>571,720.58</b>	<b>231.74</b>	<b>43,044.13</b>	<b>7.00%</b>
<b>Department: 0620 - Police - SRO Surplus (Deficit):</b>	<b>-321,096.45</b>	<b>-321,996.45</b>	<b>-47,367.58</b>	<b>-221,562.98</b>	<b>-231.74</b>	<b>100,201.73</b>	<b>31.12%</b>

**Department: 0630 - Police - K9**

<b>Expense</b>	1,800.00	1,800.00	1,796.93	1,796.93	0.00	3.07	0.17%
E30 - Supply Expense	1,800.00	1,800.00	1,796.93	1,796.93	0.00	3.07	0.17%
E40 - Operations Expense	5,500.00	5,500.00	0.00	1,616.56	105.83	3,777.61	68.68%
E55 - Professional Services	3,000.00	3,000.00	629.85	1,564.30	26.24	1,409.46	46.98%
<b>Expense Total:</b>	<b>10,300.00</b>	<b>10,300.00</b>	<b>2,426.78</b>	<b>4,977.79</b>	<b>132.07</b>	<b>5,190.14</b>	<b>50.39%</b>
<b>Department: 0630 - Police - K9 Total:</b>	<b>10,300.00</b>	<b>10,300.00</b>	<b>2,426.78</b>	<b>4,977.79</b>	<b>132.07</b>	<b>5,190.14</b>	<b>50.39%</b>
<b>Fund: 001 - General Fund Surplus (Deficit):</b>	<b>160,002.44</b>	<b>-1,497,053.77</b>	<b>64,764.26</b>	<b>-1,395,718.48</b>	<b>-392,854.28</b>	<b>-291,518.99</b>	<b>-19.47%</b>

**Fund: 002 - Sales Tax Fund**

**Department: 0100 - Administration**

<b>Revenue</b>	6,310,008.00	6,310,008.00	559,695.16	5,418,094.94	0.00	-891,913.06	14.13%
R10 - Taxes - Sales	6,310,008.00	6,310,008.00	559,695.16	5,418,094.94	0.00	-891,913.06	14.13%
<b>Revenue Surplus (Deficit):</b>	<b>6,310,008.00</b>	<b>6,310,008.00</b>	<b>559,695.16</b>	<b>5,418,094.94</b>	<b>0.00</b>	<b>-891,913.06</b>	<b>14.13%</b>
<b>Expense</b>	6,310,008.00	6,310,008.00	525,834.00	5,258,340.00	0.00	1,051,668.00	16.67%
E62 - Intergovernmental Tsfr	6,310,008.00	6,310,008.00	525,834.00	5,258,340.00	0.00	1,051,668.00	16.67%
<b>Expense Total:</b>	<b>6,310,008.00</b>	<b>6,310,008.00</b>	<b>525,834.00</b>	<b>5,258,340.00</b>	<b>0.00</b>	<b>1,051,668.00</b>	<b>16.67%</b>
<b>Department: 0100 - Administration Surplus (Deficit):</b>	<b>0.00</b>	<b>0.00</b>	<b>33,861.16</b>	<b>159,754.94</b>	<b>0.00</b>	<b>159,754.94</b>	<b>0.00%</b>
<b>Fund: 002 - Sales Tax Fund Surplus (Deficit):</b>	<b>0.00</b>	<b>0.00</b>	<b>33,861.16</b>	<b>159,754.94</b>	<b>0.00</b>	<b>159,754.94</b>	<b>0.00%</b>

**Fund: 003 - Franchise Fees Fund**

**Department: 0100 - Administration**

<b>Revenue</b>	1,330,000.00	1,330,000.00	120,925.49	1,370,058.10	0.00	40,058.10	-3.01%
R50 - Sale of Services	1,330,000.00	1,330,000.00	120,925.49	1,370,058.10	0.00	40,058.10	-3.01%
<b>Revenue Surplus (Deficit):</b>	<b>1,330,000.00</b>	<b>1,330,000.00</b>	<b>120,925.49</b>	<b>1,370,058.10</b>	<b>0.00</b>	<b>40,058.10</b>	<b>-3.01%</b>

Category	Original Total Budget	Current Total Budget	Period Activity	Fiscal Activity	Encumbrances	Variance	
						Favorable	Percent Remaining
Expense	175,000.00	175,000.00	14,583.33	145,833.30	0.00	29,166.70	16.67%
E62 - Intergovernmental Tsfr	175,000.00	175,000.00	14,583.33	145,833.30	0.00	29,166.70	16.67%
<b>Expense Total:</b>	<b>175,000.00</b>	<b>175,000.00</b>	<b>14,583.33</b>	<b>145,833.30</b>	<b>0.00</b>	<b>29,166.70</b>	<b>16.67%</b>
<b>Department: 0100 - Administration Surplus (Deficit):</b>							
	1,155,000.00	1,155,000.00	106,342.16	1,224,224.80	0.00	69,224.80	-5.99%
<b>Department: 0800 - Street</b>							
Expense	649,000.20	649,000.20	152,971.85	680,542.81	0.00	-31,542.61	-4.86%
E62 - Intergovernmental Tsfr	649,000.20	649,000.20	152,971.85	680,542.81	0.00	-31,542.61	-4.86%
<b>Expense Total:</b>	<b>649,000.20</b>	<b>649,000.20</b>	<b>152,971.85</b>	<b>680,542.81</b>	<b>0.00</b>	<b>-31,542.61</b>	<b>-4.86%</b>
<b>Department: 0800 - Street Total:</b>							
	649,000.20	649,000.20	152,971.85	680,542.81	0.00	-31,542.61	-4.86%
<b>Fund: 003 - Franchise Fees Fund Surplus (Deficit):</b>							
	505,999.80	505,999.80	-46,629.69	543,681.99	0.00	37,682.19	-7.45%
<b>Fund: 005 - Designated Tax Fund</b>							
<b>Department: 0200 - Animal Control</b>							
Revenue	631,002.00	631,002.00	55,969.52	541,809.50	0.00	-89,192.50	14.14%
R10 - Taxes - Sales	631,002.00	631,002.00	55,969.52	541,809.50	0.00	-89,192.50	14.14%
<b>Revenue Surplus (Deficit):</b>	<b>631,002.00</b>	<b>631,002.00</b>	<b>55,969.52</b>	<b>541,809.50</b>	<b>0.00</b>	<b>-89,192.50</b>	<b>14.14%</b>
<b>Expense</b>							
E62 - Intergovernmental Tsfr	631,002.00	631,002.00	52,583.00	525,830.00	0.00	105,172.00	16.67%
<b>Expense Total:</b>	<b>631,002.00</b>	<b>631,002.00</b>	<b>52,583.00</b>	<b>525,830.00</b>	<b>0.00</b>	<b>105,172.00</b>	<b>16.67%</b>
<b>Department: 0200 - Animal Control Surplus (Deficit):</b>							
	0.00	0.00	3,386.52	15,979.50	0.00	15,979.50	0.00%
<b>Department: 0400 - Parks</b>							
Revenue	631,002.00	631,002.00	55,969.52	541,809.50	0.00	-89,192.50	14.14%
R10 - Taxes - Sales	631,002.00	631,002.00	55,969.52	541,809.50	0.00	-89,192.50	14.14%
<b>Revenue Surplus (Deficit):</b>	<b>631,002.00</b>	<b>631,002.00</b>	<b>55,969.52</b>	<b>541,809.50</b>	<b>0.00</b>	<b>-89,192.50</b>	<b>14.14%</b>
<b>Expense</b>							
E62 - Intergovernmental Tsfr	631,002.00	631,002.00	52,583.00	525,830.00	0.00	105,172.00	16.67%
<b>Expense Total:</b>	<b>631,002.00</b>	<b>631,002.00</b>	<b>52,583.00</b>	<b>525,830.00</b>	<b>0.00</b>	<b>105,172.00</b>	<b>16.67%</b>
<b>Department: 0400 - Parks Surplus (Deficit):</b>							
	0.00	0.00	3,386.52	15,979.50	0.00	15,979.50	0.00%
<b>Department: 0500 - Fire</b>							
Revenue	1,577,502.00	1,577,502.00	139,923.79	1,354,523.74	0.00	-222,978.26	14.13%
R10 - Taxes - Sales	1,577,502.00	1,577,502.00	139,923.79	1,354,523.74	0.00	-222,978.26	14.13%
<b>Revenue Surplus (Deficit):</b>	<b>1,577,502.00</b>	<b>1,577,502.00</b>	<b>139,923.79</b>	<b>1,354,523.74</b>	<b>0.00</b>	<b>-222,978.26</b>	<b>14.13%</b>
<b>Expense</b>							
E62 - Intergovernmental Tsfr	1,577,502.00	1,577,502.00	131,459.00	1,314,590.00	0.00	262,912.00	16.67%
<b>Expense Total:</b>	<b>1,577,502.00</b>	<b>1,577,502.00</b>	<b>131,459.00</b>	<b>1,314,590.00</b>	<b>0.00</b>	<b>262,912.00</b>	<b>16.67%</b>
<b>Department: 0500 - Fire Surplus (Deficit):</b>							
	0.00	0.00	8,464.79	39,933.74	0.00	39,933.74	0.00%

**Budget Report**

For Fiscal: 2023 Period Ending: 10/31/2023

Category	Original Total Budget	Current Total Budget	Period Activity	Fiscal Activity	Encumbrances	Variance Favorable (Unfavorable)	Percent Remaining
<b>Department: 0600 - Police Revenue</b>							
R10 - Taxes - Sales	1,577,502.00	1,577,502.00	139,923.79	1,354,523.74	0.00	-222,978.26	14.13%
<b>Revenue Surplus (Deficit):</b>	<b>1,577,502.00</b>	<b>1,577,502.00</b>	<b>139,923.79</b>	<b>1,354,523.74</b>	<b>0.00</b>	<b>-222,978.26</b>	<b>14.13%</b>
<b>Expense</b>							
E62 - Intergovernmental Tsfr	1,577,502.00	1,577,502.00	131,459.00	1,314,590.00	0.00	262,912.00	16.67%
<b>Expense Total:</b>	<b>1,577,502.00</b>	<b>1,577,502.00</b>	<b>131,459.00</b>	<b>1,314,590.00</b>	<b>0.00</b>	<b>262,912.00</b>	<b>16.67%</b>
<b>Department: 0600 - Police Surplus (Deficit):</b>	<b>0.00</b>	<b>0.00</b>	<b>8,464.79</b>	<b>39,933.74</b>	<b>0.00</b>	<b>39,933.74</b>	<b>0.00%</b>
<b>Department: 0800 - Street Revenue</b>							
R10 - Taxes - Sales	1,893,000.00	1,893,000.00	167,908.54	1,625,428.46	0.00	-267,571.54	14.13%
<b>Revenue Surplus (Deficit):</b>	<b>1,893,000.00</b>	<b>1,893,000.00</b>	<b>167,908.54</b>	<b>1,625,428.46</b>	<b>0.00</b>	<b>-267,571.54</b>	<b>14.13%</b>
<b>Expense</b>							
E62 - Intergovernmental Tsfr	1,893,000.00	1,893,000.00	157,750.00	1,577,500.00	0.00	315,500.00	16.67%
<b>Expense Total:</b>	<b>1,893,000.00</b>	<b>1,893,000.00</b>	<b>157,750.00</b>	<b>1,577,500.00</b>	<b>0.00</b>	<b>315,500.00</b>	<b>16.67%</b>
<b>Department: 0800 - Street Surplus (Deficit):</b>	<b>0.00</b>	<b>0.00</b>	<b>10,158.54</b>	<b>47,928.46</b>	<b>0.00</b>	<b>47,928.46</b>	<b>0.00%</b>
<b>Fund: 005 - Designated Tax Fund Surplus (Deficit):</b>	<b>0.00</b>	<b>0.00</b>	<b>33,861.16</b>	<b>159,754.94</b>	<b>0.00</b>	<b>159,754.94</b>	<b>0.00%</b>
<b>Fund: 007 - Investment Account Revenue</b>							
<b>Department: 0100 - Administration Revenue</b>							
R85 - Interest Revenue	0.00	0.00	2,547.41	5,700.08	0.00	5,700.08	0.00%
<b>Revenue Surplus (Deficit):</b>	<b>0.00</b>	<b>0.00</b>	<b>2,547.41</b>	<b>5,700.08</b>	<b>0.00</b>	<b>5,700.08</b>	<b>0.00%</b>
<b>Expense</b>							
E62 - Intergovernmental Tsfr	0.00	0.00	0.00	1,360,536.60	0.00	-1,360,536.60	0.00%
E85 - Interest Expense	0.00	0.00	-3,390.10	-35,715.90	0.00	35,715.90	0.00%
<b>Expense Total:</b>	<b>0.00</b>	<b>0.00</b>	<b>-3,390.10</b>	<b>1,324,820.70</b>	<b>0.00</b>	<b>-1,324,820.70</b>	<b>0.00%</b>
<b>Department: 0100 - Administration Surplus (Deficit):</b>	<b>0.00</b>	<b>0.00</b>	<b>5,937.51</b>	<b>-1,319,120.62</b>	<b>0.00</b>	<b>-1,319,120.62</b>	<b>0.00%</b>
<b>Fund: 007 - Investment Account Surplus (Deficit):</b>	<b>0.00</b>	<b>0.00</b>	<b>5,937.51</b>	<b>-1,319,120.62</b>	<b>0.00</b>	<b>-1,319,120.62</b>	<b>0.00%</b>
<b>Fund: 020 - Animal Control Donation Revenue</b>							
<b>Department: 0200 - Animal Control Revenue</b>							
R68 - Donation Revenue	2,500.00	2,500.00	0.00	0.00	0.00	-2,500.00	100.00%
<b>Revenue Surplus (Deficit):</b>	<b>2,500.00</b>	<b>2,500.00</b>	<b>0.00</b>	<b>0.00</b>	<b>0.00</b>	<b>-2,500.00</b>	<b>100.00%</b>

**Budget Report**

For Fiscal: 2023 Period Ending: 10/31/2023

Category	Original Total Budget	Current Total Budget	Period Activity	Fiscal Activity	Encumbrances	Variance Favorable (Unfavorable)	Percent Remaining
Expense							
E55 - Professional Services	2,500.00	32,500.00	0.00	984.42	0.00	31,515.58	96.97%
<b>Expense Total:</b>	<b>2,500.00</b>	<b>32,500.00</b>	<b>0.00</b>	<b>984.42</b>	<b>0.00</b>	<b>31,515.58</b>	<b>96.97%</b>
Department: 0200 - Animal Control Surplus (Deficit):	0.00	-30,000.00	0.00	-984.42	0.00	29,015.58	96.72%
Fund: 020 - Animal Control Donation Surplus (Deficit):	0.00	-30,000.00	0.00	-984.42	0.00	29,015.58	96.72%
<b>Fund: 030 - Act 1256 of 1995 Court</b>							
Department: 0300 - Court							
Revenue							
R40 - Fines & Forfeitures	401,250.00	401,250.00	19,255.67	214,934.37	0.00	-186,315.63	46.43%
<b>Revenue Surplus (Deficit):</b>	<b>401,250.00</b>	<b>401,250.00</b>	<b>19,255.67</b>	<b>214,934.37</b>	<b>0.00</b>	<b>-186,315.63</b>	<b>46.43%</b>
Expense							
E01 - Personnel Expense	5,200.00	5,200.00	394.84	3,948.40	0.00	1,251.60	24.07%
E40 - Operations Expense	396,050.00	396,050.00	18,860.83	210,985.97	0.00	185,064.03	46.73%
<b>Expense Total:</b>	<b>401,250.00</b>	<b>401,250.00</b>	<b>19,255.67</b>	<b>214,934.37</b>	<b>0.00</b>	<b>186,315.63</b>	<b>46.43%</b>
Department: 0300 - Court Surplus (Deficit):	0.00	0.00	0.00	0.00	0.00	0.00	0.00%
Fund: 030 - Act 1256 of 1995 Court Surplus (Deficit):	0.00	0.00	0.00	0.00	0.00	0.00	0.00%
<b>Fund: 031 - Act 1809 of 2001 Court Auto</b>							
Department: 0300 - Court							
Revenue							
R40 - Fines & Forfeitures	36,000.00	36,000.00	2,172.00	27,259.00	0.00	-8,741.00	24.28%
<b>Revenue Surplus (Deficit):</b>	<b>36,000.00</b>	<b>36,000.00</b>	<b>2,172.00</b>	<b>27,259.00</b>	<b>0.00</b>	<b>-8,741.00</b>	<b>24.28%</b>
Expense							
E60 - Miscellaneous Expense	36,000.00	36,000.00	5,467.47	32,007.56	6,450.00	-2,457.56	-6.83%
<b>Expense Total:</b>	<b>36,000.00</b>	<b>36,000.00</b>	<b>5,467.47</b>	<b>32,007.56</b>	<b>6,450.00</b>	<b>-2,457.56</b>	<b>-6.83%</b>
Department: 0300 - Court Surplus (Deficit):	0.00	0.00	-3,295.47	-4,748.56	-6,450.00	-11,198.56	0.00%
Fund: 031 - Act 1809 of 2001 Court Auto Surplus (Deficit):	0.00	0.00	-3,295.47	-4,748.56	-6,450.00	-11,198.56	0.00%
<b>Fund: 045 - Park 1/8 SalesTax O &amp; M</b>							
Department: 0400 - Parks							
Revenue							
R10 - Taxes - Sales	788,751.00	788,751.00	69,961.90	677,261.87	0.00	-111,489.13	14.13%
<b>Revenue Surplus (Deficit):</b>	<b>788,751.00</b>	<b>788,751.00</b>	<b>69,961.90</b>	<b>677,261.87</b>	<b>0.00</b>	<b>-111,489.13</b>	<b>14.13%</b>
Expense							
E62 - Intergovernmental Tsfr	788,751.00	788,751.00	65,729.00	657,290.00	0.00	131,461.00	16.67%
<b>Expense Total:</b>	<b>788,751.00</b>	<b>788,751.00</b>	<b>65,729.00</b>	<b>657,290.00</b>	<b>0.00</b>	<b>131,461.00</b>	<b>16.67%</b>
Department: 0400 - Parks Surplus (Deficit):	0.00	0.00	4,232.90	19,971.87	0.00	19,971.87	0.00%
Fund: 045 - Park 1/8 SalesTax O & M Surplus (Deficit):	0.00	0.00	4,232.90	19,971.87	0.00	19,971.87	0.00%

**Budget Report**

For Fiscal: 2023 Period Ending: 10/31/2023

Category	Original Total Budget	Current Total Budget	Period Activity	Fiscal Activity	Encumbrances	Variance Favorable (Unfavorable) Remaining	Percent Remaining
<b>Fund: 051 - Act 833 of 1991 Fire</b>							
<b>Department: 0500 - Fire</b>							
<b>Revenue</b>							
R15 - Taxes - Property	20,000.00	20,000.00	7,270.68	32,662.74	0.00	12,662.74	-63.31%
<b>Expense</b>							
E40 - Operations Expense	20,000.00	56,702.05	0.00	47,823.38	0.00	8,878.67	15.66%
<b>Expense Total:</b>	<b>20,000.00</b>	<b>56,702.05</b>	<b>0.00</b>	<b>47,823.38</b>	<b>0.00</b>	<b>8,878.67</b>	<b>15.66%</b>
<b>Department: 0500 - Fire Surplus (Deficit):</b>	<b>0.00</b>	<b>-36,702.05</b>	<b>7,270.68</b>	<b>-15,160.64</b>	<b>0.00</b>	<b>21,541.41</b>	<b>58.69%</b>
<b>Fund: 051 - Act 833 of 1991 Fire Surplus (Deficit):</b>	<b>0.00</b>	<b>-36,702.05</b>	<b>7,270.68</b>	<b>-15,160.64</b>	<b>0.00</b>	<b>21,541.41</b>	<b>58.69%</b>
<b>Fund: 055 - Fire 3/8 SalesTax</b>							
<b>Department: 0500 - Fire</b>							
<b>Revenue</b>							
R10 - Taxes - Sales	2,366,253.00	2,366,253.00	209,885.68	2,031,785.57	0.00	-334,467.43	14.13%
<b>Expense</b>							
E62 - Intergovernmental Tsfr	2,366,253.00	2,366,253.00	197,188.00	1,971,880.00	0.00	394,373.00	16.67%
<b>Expense Total:</b>	<b>2,366,253.00</b>	<b>2,366,253.00</b>	<b>197,188.00</b>	<b>1,971,880.00</b>	<b>0.00</b>	<b>394,373.00</b>	<b>16.67%</b>
<b>Department: 0500 - Fire Surplus (Deficit):</b>	<b>0.00</b>	<b>0.00</b>	<b>12,697.68</b>	<b>59,905.57</b>	<b>0.00</b>	<b>59,905.57</b>	<b>0.00%</b>
<b>Fund: 055 - Fire 3/8 SalesTax Surplus (Deficit):</b>	<b>0.00</b>	<b>0.00</b>	<b>12,697.68</b>	<b>59,905.57</b>	<b>0.00</b>	<b>59,905.57</b>	<b>0.00%</b>
<b>Fund: 061 - Act 918 of 1983 Police</b>							
<b>Department: 0600 - Police</b>							
<b>Revenue</b>							
R40 - Fines & Forfeitures	15,000.00	15,000.00	1,342.64	13,426.40	0.00	-1,573.60	10.49%
<b>Expense</b>							
E60 - Miscellaneous Expense	15,000.00	15,000.00	0.00	6,317.32	0.00	8,682.68	57.88%
<b>Expense Total:</b>	<b>15,000.00</b>	<b>15,000.00</b>	<b>0.00</b>	<b>6,317.32</b>	<b>0.00</b>	<b>8,682.68</b>	<b>57.88%</b>
<b>Department: 0600 - Police Surplus (Deficit):</b>	<b>0.00</b>	<b>0.00</b>	<b>1,342.64</b>	<b>7,109.08</b>	<b>0.00</b>	<b>7,109.08</b>	<b>0.00%</b>
<b>Fund: 061 - Act 918 of 1983 Police Surplus (Deficit):</b>	<b>0.00</b>	<b>0.00</b>	<b>1,342.64</b>	<b>7,109.08</b>	<b>0.00</b>	<b>7,109.08</b>	<b>0.00%</b>
<b>Fund: 062 - Act 988 of 1991 Emerg Veh</b>							
<b>Department: 0600 - Police</b>							
<b>Revenue</b>							
R40 - Fines & Forfeitures	12,000.00	12,000.00	147.50	2,620.79	0.00	-9,379.21	78.16%
<b>Expense</b>							
R40 - Fines & Forfeitures	12,000.00	12,000.00	147.50	2,620.79	0.00	-9,379.21	78.16%
<b>Expense Total:</b>	<b>12,000.00</b>	<b>12,000.00</b>	<b>147.50</b>	<b>2,620.79</b>	<b>0.00</b>	<b>-9,379.21</b>	<b>78.16%</b>
<b>Department: 0600 - Police Surplus (Deficit):</b>	<b>0.00</b>	<b>0.00</b>	<b>0.00</b>	<b>0.00</b>	<b>0.00</b>	<b>0.00</b>	<b>0.00%</b>
<b>Fund: 062 - Act 988 of 1991 Emerg Veh Surplus (Deficit):</b>	<b>0.00</b>	<b>0.00</b>	<b>0.00</b>	<b>0.00</b>	<b>0.00</b>	<b>0.00</b>	<b>0.00%</b>

**Budget Report**

Category	Original Total Budget	Current Total Budget	Period Activity	Fiscal Activity	Encumbrances	Variance Favorable (Unfavorable)	Percent Remaining
Expense	12,000.00	12,000.00	0.00	0.00	0.00	12,000.00	100.00%
E40 - Operations Expense	12,000.00	12,000.00	0.00	0.00	0.00	12,000.00	100.00%
<b>Expense Total:</b>							
Department: 0600 - Police Surplus (Deficit):	0.00	0.00	147.50	2,620.79	0.00	2,620.79	0.00%
Fund: 062 - Act 988 of 1991 Emerg Veh Surplus (Deficit):	0.00	0.00	147.50	2,620.79	0.00	2,620.79	0.00%
<b>Revenue Surplus (Deficit):</b>							
Department: 0600 - Police Surplus (Deficit):	0.00	0.00	0.00	1.21	0.00	1.21	0.00%
Department: 0600 - Police Surplus (Deficit):	0.00	0.00	0.00	1.21	0.00	1.21	0.00%
Fund: 066 - Federal Drug Control Surplus (Deficit):	0.00	0.00	0.00	1.21	0.00	1.21	0.00%
<b>Revenue Surplus (Deficit):</b>							
Department: 0600 - Police Surplus (Deficit):	2,500.00	2,500.00	0.00	1,206.50	0.00	-1,293.50	51.74%
Department: 0600 - Police Surplus (Deficit):	0.00	0.00	0.00	0.97	0.00	0.97	0.00%
Fund: 066 - Federal Drug Control Surplus (Deficit):	2,500.00	2,500.00	0.00	1,207.47	0.00	-1,292.53	51.70%
<b>Expense Total:</b>							
Department: 0600 - Police Surplus (Deficit):	2,500.00	2,500.00	0.00	0.00	0.00	2,500.00	100.00%
Fund: 068 - State Drug Control Surplus (Deficit):	2,500.00	2,500.00	0.00	0.00	0.00	2,500.00	100.00%
<b>Revenue Surplus (Deficit):</b>							
Department: 0600 - Police Surplus (Deficit):	0.00	0.00	0.00	1,207.47	0.00	1,207.47	0.00%
Fund: 068 - State Drug Control Surplus (Deficit):	0.00	0.00	0.00	1,207.47	0.00	1,207.47	0.00%
<b>Expense Total:</b>							
Department: 0140 - Stormwater	614,303.87	693,573.43	-23,281.22	420,017.30	52,901.15	220,654.98	31.81%
Fund: 080 - Street Fund	614,303.87	693,573.43	-23,281.22	420,017.30	52,901.15	220,654.98	31.81%
<b>Revenue</b>							
Department: 0800 - Street	456,000.00	456,000.00	3,151.92	405,789.53	0.00	-50,210.47	11.01%
R10 - Taxes - Sales	456,000.00	456,000.00	3,151.92	405,789.53	0.00	-50,210.47	11.01%



**Budget Report**

For Fiscal: 2023 Period Ending: 10/31/2023

Category	Original Total Budget	Current Total Budget	Period Activity	Fiscal Activity	Encumbrances	Variance	
						Favorable (Unfavorable)	Percent Remaining
R15 - Taxes - Property	1,368,000.00	1,368,000.00	192,963.99	1,471,915.94	0.00	103,915.94	-7.60%
R60 - Miscellaneous Revenue	1,000.00	75,200.46	80,000.00	208,859.51	0.00	133,659.05	-177.74%
R62 - Intergovernmental Tsfrs	1,893,000.00	1,893,000.00	157,750.00	1,577,500.00	0.00	-315,500.00	16.67%
R64 - Reimbursement	425,000.00	425,000.00	0.00	0.00	0.00	-425,000.00	100.00%
R85 - Interest Revenue	775.00	775.00	0.00	0.00	0.00	-775.00	100.00%
<b>Revenue Surplus (Deficit):</b>	<b>4,143,775.00</b>	<b>4,217,975.46</b>	<b>433,865.91</b>	<b>3,664,064.98</b>	<b>0.00</b>	<b>-553,910.48</b>	<b>13.13%</b>
<b>Expense</b>							
E01 - Personnel Expense	1,527,035.88	1,531,683.50	108,369.66	1,022,690.48	0.00	508,993.02	33.23%
E10 - Building & Grounds Exp	104,704.96	105,104.96	31,531.66	172,683.93	-96,373.47	28,794.50	27.40%
E20 - Vehicle Expense	218,500.00	224,400.34	17,633.84	168,541.51	13,241.99	42,616.84	18.99%
E30 - Supply Expense	388,952.16	377,976.90	15,495.41	194,967.45	41,366.08	141,643.37	37.47%
E40 - Operations Expense	294,283.00	292,100.00	9,301.19	55,959.11	1,957.50	234,183.39	80.17%
E55 - Professional Services	328,500.04	345,290.04	10,795.01	148,599.95	28,474.27	168,215.82	48.72%
E60 - Miscellaneous Expense	53,965.00	57,265.00	3,487.74	56,848.25	3,480.00	-3,063.25	-5.35%
E80 - Fixed Assets	1,088,000.00	2,574,347.88	120,144.42	1,700,415.59	732,767.61	141,164.68	5.48%
E90 - Construction Projects	600,000.00	886,285.96	0.00	276,109.03	459,194.21	150,982.72	17.04%
<b>Expense Total:</b>	<b>4,603,941.04</b>	<b>6,394,454.58</b>	<b>316,758.93</b>	<b>3,796,815.30</b>	<b>1,184,108.19</b>	<b>1,413,531.09</b>	<b>22.11%</b>
<b>Department: 0800 - Street Surplus (Deficit):</b>	<b>-460,166.04</b>	<b>-2,176,479.12</b>	<b>117,106.98</b>	<b>-132,750.32</b>	<b>-1,184,108.19</b>	<b>859,620.61</b>	<b>39.50%</b>
<b>Fund: 080 - Street Fund Surplus (Deficit):</b>	<b>-1,074,469.91</b>	<b>-2,870,052.55</b>	<b>140,388.20</b>	<b>-552,767.62</b>	<b>-1,237,009.34</b>	<b>1,080,275.59</b>	<b>37.64%</b>

**Fund: 090 - Long Term Governmental Capital Asset Fund**

Category	Original Total Budget	Current Total Budget	Period Activity	Fiscal Activity	Encumbrances	Variance	
						Favorable (Unfavorable)	Percent Remaining
<b>Department: 0000 - Administration</b>							
<b>Expense</b>							
E80 - Fixed Assets	0.00	0.00	-12,421,685.45	-14,103,578.23	0.00	14,103,578.23	0.00%
E85 - Interest Expense	0.00	0.00	0.00	-27,875.59	0.00	27,875.59	0.00%
<b>Expense Total:</b>	<b>0.00</b>	<b>0.00</b>	<b>-12,421,685.45</b>	<b>-14,131,453.82</b>	<b>0.00</b>	<b>14,131,453.82</b>	<b>0.00%</b>
<b>Department: 0000 - Administration Total:</b>	<b>0.00</b>	<b>0.00</b>	<b>-12,421,685.45</b>	<b>-14,131,453.82</b>	<b>0.00</b>	<b>14,131,453.82</b>	<b>0.00%</b>
<b>Department: 0600 - Police</b>							
<b>Expense</b>							
E80 - Fixed Assets	0.00	0.00	0.00	175,408.90	0.00	-175,408.90	0.00%
<b>Expense Total:</b>	<b>0.00</b>	<b>0.00</b>	<b>0.00</b>	<b>175,408.90</b>	<b>0.00</b>	<b>-175,408.90</b>	<b>0.00%</b>
<b>Department: 0600 - Police Total:</b>	<b>0.00</b>	<b>0.00</b>	<b>0.00</b>	<b>175,408.90</b>	<b>0.00</b>	<b>-175,408.90</b>	<b>0.00%</b>
<b>Department: 0800 - Street</b>							
<b>Expense</b>							
E80 - Fixed Assets	0.00	0.00	7,316.91	8,531.61	0.00	-8,531.61	0.00%
E85 - Interest Expense	0.00	0.00	4,064.94	-29,435.06	0.00	29,435.06	0.00%
<b>Expense Total:</b>	<b>0.00</b>	<b>0.00</b>	<b>11,381.85</b>	<b>-20,903.45</b>	<b>0.00</b>	<b>20,903.45</b>	<b>0.00%</b>
<b>Department: 0800 - Street Total:</b>	<b>0.00</b>	<b>0.00</b>	<b>11,381.85</b>	<b>-20,903.45</b>	<b>0.00</b>	<b>20,903.45</b>	<b>0.00%</b>
<b>Fund: 090 - Long Term Governmental Capital Asset Fund Total:</b>	<b>0.00</b>	<b>0.00</b>	<b>-12,410,303.60</b>	<b>-13,976,948.37</b>	<b>0.00</b>	<b>13,976,948.37</b>	<b>0.00%</b>

**Budget Report**

Category	Original Total Budget	Current Total Budget	Period Activity	Fiscal Activity	Encumbrances	Variance	
						Favorable	Percent Remaining
<b>Fund: 110 - Special Redemp - 2016 Bond</b>							
<b>Department: 0100 - Administration</b>							
Revenue							
R62 - Intergovernmental Tsfrs	0.00	0.00	3,204.93	29,230.12	0.00	29,230.12	0.00%
R85 - Interest Revenue	0.00	0.00	178.37	1,099.87	0.00	1,099.87	0.00%
<b>Revenue Surplus (Deficit):</b>	<b>0.00</b>	<b>0.00</b>	<b>3,383.30</b>	<b>30,329.99</b>	<b>0.00</b>	<b>30,329.99</b>	<b>0.00%</b>
<b>Department: 0100 - Administration Surplus (Deficit):</b>							
	0.00	0.00	3,383.30	30,329.99	0.00	30,329.99	0.00%
<b>Fund: 110 - Special Redemp - 2016 Bond Surplus (Deficit):</b>							
	0.00	0.00	3,383.30	30,329.99	0.00	30,329.99	0.00%
<b>Fund: 113 - Debt Service Reserve Fund</b>							
<b>Department: 0100 - Administration</b>							
Revenue							
R85 - Interest Revenue	0.00	0.00	3,204.93	29,230.12	0.00	29,230.12	0.00%
<b>Revenue Surplus (Deficit):</b>	<b>0.00</b>	<b>0.00</b>	<b>3,204.93</b>	<b>29,230.12</b>	<b>0.00</b>	<b>29,230.12</b>	<b>0.00%</b>
<b>Expense</b>							
E62 - Intergovernmental Tsfr	0.00	0.00	3,204.93	29,230.12	0.00	-29,230.12	0.00%
<b>Expense Total:</b>	<b>0.00</b>	<b>0.00</b>	<b>3,204.93</b>	<b>29,230.12</b>	<b>0.00</b>	<b>-29,230.12</b>	<b>0.00%</b>
<b>Department: 0100 - Administration Surplus (Deficit):</b>							
	0.00	0.00	0.00	0.00	0.00	0.00	0.00%
<b>Fund: 113 - Debt Service Reserve Fund Surplus (Deficit):</b>							
	0.00	0.00	0.00	0.00	0.00	0.00	0.00%
<b>Fund: 114 - 2016 Bond Fund</b>							
<b>Department: 0000 - Administration</b>							
Revenue							
R62 - Intergovernmental Tsfrs	0.00	0.00	5,301.65	5,301.65	0.00	5,301.65	0.00%
<b>Revenue Surplus (Deficit):</b>	<b>0.00</b>	<b>0.00</b>	<b>5,301.65</b>	<b>5,301.65</b>	<b>0.00</b>	<b>5,301.65</b>	<b>0.00%</b>
<b>Expense</b>							
E72 - Bond Expense	0.00	0.00	0.00	1,200,950.00	0.00	-1,200,950.00	0.00%
E85 - Interest Expense	0.00	0.00	0.00	306,190.63	0.00	-306,190.63	0.00%
<b>Expense Total:</b>	<b>0.00</b>	<b>0.00</b>	<b>0.00</b>	<b>1,507,140.63</b>	<b>0.00</b>	<b>-1,507,140.63</b>	<b>0.00%</b>
<b>Department: 0000 - Administration Surplus (Deficit):</b>							
	0.00	0.00	5,301.65	-1,501,838.98	0.00	-1,501,838.98	0.00%
<b>Department: 0100 - Administration</b>							
Revenue							
R10 - Taxes - Sales	0.00	0.00	279,847.58	2,709,047.48	0.00	2,709,047.48	0.00%
<b>Revenue Surplus (Deficit):</b>	<b>0.00</b>	<b>0.00</b>	<b>279,847.58</b>	<b>2,709,047.48</b>	<b>0.00</b>	<b>2,709,047.48</b>	<b>0.00%</b>
<b>Department: 0100 - Administration Surplus (Deficit):</b>							
	0.00	0.00	279,847.58	2,709,047.48	0.00	2,709,047.48	0.00%

**Budget Report**

For Fiscal: 2023 Period Ending: 10/31/2023

Category	Original Total Budget	Current Total Budget	Period Activity	Fiscal Activity	Encumbrances	Variance		
						Favorable	Percent Remaining	
<b>Department: 0400 - Parks</b>								
Revenue								
R85 - Interest Revenue	0.00	0.00	6,901.70	50,733.41	0.00	50,733.41	0.00%	0.00%
<b>Revenue Surplus (Deficit):</b>	<b>0.00</b>	<b>0.00</b>	<b>6,901.70</b>	<b>50,733.41</b>	<b>0.00</b>	<b>50,733.41</b>	<b>0.00%</b>	<b>0.00%</b>
<b>Department: 0400 - Parks Surplus (Deficit):</b>	<b>0.00</b>	<b>0.00</b>	<b>6,901.70</b>	<b>50,733.41</b>	<b>0.00</b>	<b>50,733.41</b>	<b>0.00%</b>	<b>0.00%</b>
<b>Fund: 114 - 2016 Bond Fund Surplus (Deficit):</b>	<b>0.00</b>	<b>0.00</b>	<b>292,050.93</b>	<b>1,257,941.91</b>	<b>0.00</b>	<b>1,257,941.91</b>	<b>0.00%</b>	<b>0.00%</b>
<b>Fund: 167 - 2022 Amend 78</b>								
<b>Department: 0100 - Administration</b>								
Revenue								
R10 - Taxes - Sales	0.00	301,500.00	0.00	-301,526.35	0.00	-603,026.35	200.01%	200.01%
<b>Revenue Surplus (Deficit):</b>	<b>0.00</b>	<b>301,500.00</b>	<b>0.00</b>	<b>-301,526.35</b>	<b>0.00</b>	<b>-603,026.35</b>	<b>200.01%</b>	<b>200.01%</b>
<b>Department: 0100 - Administration Surplus (Deficit):</b>	<b>0.00</b>	<b>301,500.00</b>	<b>0.00</b>	<b>-301,526.35</b>	<b>0.00</b>	<b>-603,026.35</b>	<b>200.01%</b>	<b>200.01%</b>
<b>Fund: 167 - 2022 Amend 78 Surplus (Deficit):</b>	<b>0.00</b>	<b>301,500.00</b>	<b>0.00</b>	<b>-301,526.35</b>	<b>0.00</b>	<b>-603,026.35</b>	<b>200.01%</b>	<b>200.01%</b>
<b>Fund: 182 - 2023 Improvement Revenue Bond Fund</b>								
<b>Department: 0800 - Street</b>								
Revenue								
R62 - Intergovernmental Tsfrs	0.00	0.00	49,999.39	149,998.17	0.00	149,998.17	0.00%	0.00%
R85 - Interest Revenue	0.00	0.00	215.84	215.84	0.00	215.84	0.00%	0.00%
<b>Revenue Surplus (Deficit):</b>	<b>0.00</b>	<b>0.00</b>	<b>50,215.23</b>	<b>150,214.01</b>	<b>0.00</b>	<b>150,214.01</b>	<b>0.00%</b>	<b>0.00%</b>
<b>Department: 0800 - Street Surplus (Deficit):</b>	<b>0.00</b>	<b>0.00</b>	<b>50,215.23</b>	<b>150,214.01</b>	<b>0.00</b>	<b>150,214.01</b>	<b>0.00%</b>	<b>0.00%</b>
<b>Fund: 182 - 2023 Improvement Revenue Bond Fund Surplus (Deficit):</b>	<b>0.00</b>	<b>0.00</b>	<b>50,215.23</b>	<b>150,214.01</b>	<b>0.00</b>	<b>150,214.01</b>	<b>0.00%</b>	<b>0.00%</b>
<b>Fund: 183 - 2023 Street Bond DSR</b>								
<b>Department: 0800 - Street</b>								
Revenue								
R10 - Taxes - Sales	0.00	0.00	0.00	586,490.00	0.00	586,490.00	0.00%	0.00%
R85 - Interest Revenue	0.00	0.00	2,552.73	10,177.33	0.00	10,177.33	0.00%	0.00%
<b>Revenue Surplus (Deficit):</b>	<b>0.00</b>	<b>0.00</b>	<b>2,552.73</b>	<b>596,667.33</b>	<b>0.00</b>	<b>596,667.33</b>	<b>0.00%</b>	<b>0.00%</b>
<b>Department: 0800 - Street Surplus (Deficit):</b>	<b>0.00</b>	<b>0.00</b>	<b>2,552.73</b>	<b>596,667.33</b>	<b>0.00</b>	<b>596,667.33</b>	<b>0.00%</b>	<b>0.00%</b>
<b>Fund: 183 - 2023 Street Bond DSR Surplus (Deficit):</b>	<b>0.00</b>	<b>0.00</b>	<b>2,552.73</b>	<b>596,667.33</b>	<b>0.00</b>	<b>596,667.33</b>	<b>0.00%</b>	<b>0.00%</b>
<b>Fund: 185 - Street Bond 2016 DS</b>								
<b>Department: 0800 - Street</b>								
Revenue								
R62 - Intergovernmental Tsfrs	0.00	0.00	52,973.07	532,649.93	0.00	532,649.93	0.00%	0.00%
R85 - Interest Revenue	0.00	0.00	904.86	7,287.89	0.00	7,287.89	0.00%	0.00%
<b>Revenue Surplus (Deficit):</b>	<b>0.00</b>	<b>0.00</b>	<b>53,877.93</b>	<b>539,937.82</b>	<b>0.00</b>	<b>539,937.82</b>	<b>0.00%</b>	<b>0.00%</b>
<b>Expense</b>								
E72 - Bond Expense	0.00	0.00	83.33	640,652.06	0.00	-640,652.06	0.00%	0.00%

**Budget Report**

For Fiscal: 2023 Period Ending: 10/31/2023

Category	Original Total Budget	Current Total Budget	Period Activity	Fiscal Activity	Encumbrances	Variance		
						Favorable (Unfavorable)	Percent Remaining	
<b>Fund: 186 - Street Bond 2016 DSR</b>								
<b>Department: 0800 - Street Revenue</b>								
R85 - Interest Revenue	0.00	0.00	53,794.60	12,694.54	0.00	12,694.54	0.00%	
<b>Expense</b>								
E62 - Intergovernmental Tsfr	0.00	0.00	1,437.76	2,105.29	0.00	-2,105.29	0.00%	
<b>Expense Total:</b>	<b>0.00</b>	<b>0.00</b>	<b>1,437.76</b>	<b>2,105.29</b>	<b>0.00</b>	<b>-2,105.29</b>	<b>0.00%</b>	
<b>Department: 0800 - Street Surplus (Deficit):</b>	<b>0.00</b>	<b>0.00</b>	<b>53,794.60</b>	<b>10,589.25</b>	<b>0.00</b>	<b>10,589.25</b>	<b>0.00%</b>	
<b>Fund: 185 - Street Bond 2016 DS Surplus (Deficit):</b>	<b>0.00</b>	<b>0.00</b>	<b>53,794.60</b>	<b>10,589.25</b>	<b>0.00</b>	<b>10,589.25</b>	<b>0.00%</b>	
<b>Fund: 186 - Street Bond 2016 DSR Surplus (Deficit):</b>	<b>0.00</b>	<b>0.00</b>	<b>1,437.76</b>	<b>10,589.25</b>	<b>0.00</b>	<b>10,589.25</b>	<b>0.00%</b>	
<b>Fund: 187 - 2016 Street Construction Fund</b>								
<b>Department: 0800 - Street Revenue</b>								
R64 - Reimbursement	0.00	0.00	0.00	4,496,397.51	0.00	4,496,397.51	0.00%	
R85 - Interest Revenue	0.00	0.00	0.00	67,729.37	0.00	67,729.37	0.00%	
<b>Expense</b>								
E90 - Construction Projects	0.00	0.00	0.00	8,013,344.27	0.00	-8,013,344.27	0.00%	
<b>Expense Total:</b>	<b>0.00</b>	<b>0.00</b>	<b>0.00</b>	<b>8,013,344.27</b>	<b>0.00</b>	<b>-8,013,344.27</b>	<b>0.00%</b>	
<b>Department: 0800 - Street Surplus (Deficit):</b>	<b>0.00</b>	<b>0.00</b>	<b>0.00</b>	<b>-3,449,217.39</b>	<b>0.00</b>	<b>-3,449,217.39</b>	<b>0.00%</b>	
<b>Fund: 187 - 2016 Street Construction Fund Surplus (Deficit):</b>	<b>0.00</b>	<b>0.00</b>	<b>0.00</b>	<b>-3,449,217.39</b>	<b>0.00</b>	<b>-3,449,217.39</b>	<b>0.00%</b>	
<b>Fund: 188 - 2023 Improvement Fund</b>								
<b>Department: 0800 - Street Revenue</b>								
R10 - Taxes - Sales	0.00	0.00	0.00	9,948,051.01	0.00	9,948,051.01	0.00%	
R85 - Interest Revenue	0.00	0.00	42,408.87	171,710.19	0.00	171,710.19	0.00%	
<b>Expense</b>								
E72 - Bond Expense	0.00	0.00	0.00	2,500.00	0.00	-2,500.00	0.00%	
E90 - Construction Projects	0.00	0.00	1,867,946.35	2,545,431.31	0.00	-2,545,431.31	0.00%	
<b>Expense Total:</b>	<b>0.00</b>	<b>0.00</b>	<b>1,867,946.35</b>	<b>2,547,931.31</b>	<b>0.00</b>	<b>-2,547,931.31</b>	<b>0.00%</b>	
<b>Department: 0800 - Street Surplus (Deficit):</b>	<b>0.00</b>	<b>0.00</b>	<b>-1,825,537.48</b>	<b>7,571,829.89</b>	<b>0.00</b>	<b>7,571,829.89</b>	<b>0.00%</b>	
<b>Fund: 188 - 2023 Improvement Fund Surplus (Deficit):</b>	<b>0.00</b>	<b>0.00</b>	<b>-1,825,537.48</b>	<b>7,571,829.89</b>	<b>0.00</b>	<b>7,571,829.89</b>	<b>0.00%</b>	

**Budget Report**

For Fiscal: 2023 Period Ending: 10/31/2023

Fund: 500 - Water Fund  
Department: 0140 - Stormwater

Category	Original Total Budget	Current Total Budget	Period Activity	Fiscal Activity	Encumbrances	Variance Favorable (Unfavorable)	Percent Remaining
Revenue							
R50 - Sale of Services	308,000.00	308,000.00	-106,600.02	0.00	0.00	-308,000.00	100.00%
<b>Revenue Surplus (Deficit):</b>	<b>308,000.00</b>	<b>308,000.00</b>	<b>-106,600.02</b>	<b>0.00</b>	<b>0.00</b>	<b>-308,000.00</b>	<b>100.00%</b>

Expense

E62 - Intergovernmental Tsfr	308,000.00	308,000.00	0.00	0.00	0.00	308,000.00	100.00%
<b>Expense Total:</b>	<b>308,000.00</b>	<b>308,000.00</b>	<b>0.00</b>	<b>0.00</b>	<b>0.00</b>	<b>308,000.00</b>	<b>100.00%</b>

Department: 0140 - Stormwater Surplus (Deficit):

Department: 0900 - Water

Category	Original Total Budget	Current Total Budget	Period Activity	Fiscal Activity	Encumbrances	Variance Favorable (Unfavorable)	Percent Remaining
Revenue							
R50 - Sale of Services	5,121,722.00	5,155,722.00	449,639.30	3,894,371.79	0.00	-1,261,350.21	24.47%
R60 - Miscellaneous Revenue	35,000.00	36,506.48	1,464.30	7,064.70	0.00	-29,441.78	80.65%
R62 - Intergovernmental Tsfrs	0.00	0.00	0.00	17,270.00	0.00	17,270.00	0.00%
R64 - Reimbursement	0.00	0.00	0.00	222,976.89	0.00	222,976.89	0.00%
<b>Revenue Surplus (Deficit):</b>	<b>5,156,722.00</b>	<b>5,192,228.48</b>	<b>451,103.60</b>	<b>4,141,683.38</b>	<b>0.00</b>	<b>-1,050,545.10</b>	<b>20.23%</b>

Expense

E01 - Personnel Expense	1,374,320.65	1,391,301.47	98,794.05	1,042,268.59	978.75	348,054.13	25.02%
E10 - Building & Grounds Exp	115,300.00	118,322.66	26,387.10	79,104.10	2,812.91	36,405.65	30.77%
E20 - Vehicle Expense	104,100.00	104,600.00	9,238.38	80,742.70	0.00	23,857.30	22.81%
E30 - Supply Expense	1,376,400.00	1,410,400.00	133,237.10	1,253,243.43	4,944.90	152,211.67	10.79%
E40 - Operations Expense	467,543.00	465,360.00	46,836.60	391,771.57	2,200.00	71,388.43	15.34%
E55 - Professional Services	84,800.00	84,800.00	14,502.28	52,881.07	8,167.87	23,751.06	28.01%
E60 - Miscellaneous Expense	62,610.00	83,610.00	4,606.16	81,115.80	6,201.53	-3,707.33	-4.43%
E62 - Intergovernmental Tsfr	35,000.00	35,000.00	20,069.61	154,009.08	0.00	-119,009.08	-340.03%
E72 - Bond Expense	31,983.96	31,983.96	3,421.46	34,762.84	0.00	-2,778.88	-8.69%
E80 - Fixed Assets	650,000.00	4,068,695.03	10,070.00	10,070.00	240,251.00	3,818,374.03	93.85%
E85 - Interest Expense	87,589.00	87,589.00	6,266.14	63,072.60	0.00	24,516.40	27.99%
<b>Expense Total:</b>	<b>4,389,646.61</b>	<b>7,881,662.12</b>	<b>373,428.88</b>	<b>3,243,041.78</b>	<b>265,556.96</b>	<b>4,373,063.38</b>	<b>55.48%</b>

Department: 0900 - Water Surplus (Deficit):

Department: 0950 - Wastewater

Category	Original Total Budget	Current Total Budget	Period Activity	Fiscal Activity	Encumbrances	Variance Favorable (Unfavorable)	Percent Remaining
Revenue							
R50 - Sale of Services	5,577,537.00	5,577,537.00	537,117.51	4,807,096.84	0.00	-770,440.16	13.81%
R60 - Miscellaneous Revenue	50,100.00	50,100.00	7,500.00	51,315.00	0.00	1,215.00	-2.43%
<b>Revenue Surplus (Deficit):</b>	<b>5,627,637.00</b>	<b>5,627,637.00</b>	<b>544,617.51</b>	<b>4,858,411.84</b>	<b>0.00</b>	<b>-769,225.16</b>	<b>13.67%</b>

Expense

E62 - Intergovernmental Tsfr	4,114,000.00	4,114,000.00	463,194.73	4,055,845.51	0.00	58,154.49	1.41%
------------------------------	--------------	--------------	------------	--------------	------	-----------	-------

**Budget Report**

For Fiscal: 2023 Period Ending: 10/31/2023

Category	Original Total Budget	Current Total Budget	Period Activity	Fiscal Activity	Encumbrances	Variance			
						Favorable (Unfavorable)	Percent Remaining		
<b>Fund: 510 - Wastewater Fund</b>									
<b>Department: 0900 - Water Expense</b>									
E60 - Miscellaneous Expense	0.00	0.00	-1,160.00	0.00	0.00	0.00	0.00	0.00%	
<b>Expense Total:</b>	<b>0.00</b>	<b>0.00</b>	<b>-1,160.00</b>	<b>0.00</b>	<b>0.00</b>	<b>0.00</b>	<b>0.00</b>	<b>0.00%</b>	
<b>Department: 0900 - Water Total:</b>	<b>0.00</b>	<b>0.00</b>	<b>-1,160.00</b>	<b>0.00</b>	<b>0.00</b>	<b>0.00</b>	<b>0.00</b>	<b>0.00%</b>	
<b>Department: 0950 - Wastewater Revenue</b>									
R60 - Miscellaneous Revenue	0.00	0.00	767.89	6,271.95	0.00	6,271.95	6,271.95	0.00%	
R62 - Intergovernmental Tsfrs	4,064,000.00	4,064,000.00	463,194.73	4,329,671.25	0.00	265,671.25	265,671.25	-6.54%	
R64 - Reimbursement	0.00	0.00	0.00	97,432.41	0.00	97,432.41	97,432.41	0.00%	
<b>Revenue Surplus (Deficit):</b>	<b>4,064,000.00</b>	<b>4,064,000.00</b>	<b>463,962.62</b>	<b>4,433,375.61</b>	<b>0.00</b>	<b>369,375.61</b>	<b>369,375.61</b>	<b>-9.09%</b>	
<b>Expense</b>									
E01 - Personnel Expense	2,045,541.24	2,048,166.24	133,545.23	1,476,479.49	1,656.22	570,030.53	570,030.53	27.83%	
E10 - Building & Grounds Exp	617,768.00	719,068.00	60,553.52	488,720.57	2,812.97	227,534.46	227,534.46	31.64%	
E20 - Vehicle Expense	162,300.00	275,820.07	6,311.61	102,731.03	164,007.99	9,081.05	9,081.05	3.29%	
E30 - Supply Expense	483,200.00	623,200.00	34,181.10	538,088.29	24,994.39	60,117.32	60,117.32	9.65%	
E40 - Operations Expense	57,963.00	55,780.00	11,138.45	49,693.72	978.75	5,107.53	5,107.53	9.16%	
E55 - Professional Services	109,600.00	458,426.00	16,453.58	147,862.18	54,267.88	256,295.94	256,295.94	55.91%	
E60 - Miscellaneous Expense	74,240.00	74,240.00	3,446.16	63,240.65	6,017.50	4,981.85	4,981.85	6.71%	
E62 - Intergovernmental Tsfr	120,000.00	120,000.00	24,378.67	213,465.56	22,500.00	-115,965.56	-115,965.56	-96.64%	
E72 - Bond Expense	172,838.47	66,999.47	4,615.68	46,865.60	0.00	20,133.87	20,133.87	30.05%	
E80 - Fixed Assets	2,922,000.00	3,851,874.58	-753,096.60	949.92	1,286,277.64	2,564,647.02	2,564,647.02	66.58%	
E85 - Interest Expense	87,589.00	87,589.00	7,161.82	85,873.12	26,349.81	-24,733.93	-24,733.93	-28.24%	
<b>Expense Total:</b>	<b>6,853,039.71</b>	<b>8,381,163.36</b>	<b>-451,310.78</b>	<b>3,214,070.13</b>	<b>1,589,863.15</b>	<b>3,577,230.08</b>	<b>3,577,230.08</b>	<b>42.68%</b>	
<b>Department: 0950 - Wastewater Surplus (Deficit):</b>	<b>-2,789,039.71</b>	<b>-4,317,163.36</b>	<b>915,273.40</b>	<b>1,219,305.48</b>	<b>-1,589,863.15</b>	<b>3,946,605.69</b>	<b>3,946,605.69</b>	<b>91.42%</b>	
<b>Fund: 510 - Wastewater Fund Surplus (Deficit):</b>	<b>-2,789,039.71</b>	<b>-4,317,163.36</b>	<b>916,433.40</b>	<b>1,219,305.48</b>	<b>-1,589,863.15</b>	<b>3,946,605.69</b>	<b>3,946,605.69</b>	<b>91.42%</b>	
<b>Fund: 515 - Stormwater Utility Fund</b>									
<b>Department: 0140 - Stormwater Revenue</b>									
R20 - Licenses Permits & Fees	0.00	0.00	9,900.00	24,517.00	0.00	24,517.00	24,517.00	0.00%	
R50 - Sale of Services	0.00	0.00	124,171.98	244,511.66	0.00	244,511.66	244,511.66	0.00%	
R60 - Miscellaneous Revenue	0.00	1,360,000.00	0.00	860,536.60	0.00	-499,463.40	-499,463.40	36.73%	
R64 - Reimbursement	0.00	300,000.00	0.00	800,000.00	0.00	500,000.00	500,000.00	-166.67%	
<b>Revenue Surplus (Deficit):</b>	<b>0.00</b>	<b>1,660,000.00</b>	<b>134,071.98</b>	<b>1,929,565.26</b>	<b>0.00</b>	<b>269,565.26</b>	<b>269,565.26</b>	<b>-16.24%</b>	

**Budget Report**

For Fiscal: 2023 Period Ending: 10/31/2023

Category	Original Total Budget	Current Total Budget	Period Activity	Fiscal Activity	Encumbrances	Variance		
						Favorable (Unfavorable)	Percent Remaining	
Expense								
E80 - Fixed Assets	0.00	3,238,322.25	0.00	0.00	296,391.01	2,941,931.24	90.85%	
<b>Expense Total:</b>	<b>0.00</b>	<b>3,238,322.25</b>	<b>0.00</b>	<b>0.00</b>	<b>296,391.01</b>	<b>2,941,931.24</b>	<b>90.85%</b>	
Department: 0140 - Stormwater Surplus (Deficit):	0.00	-1,578,322.25	134,071.98	1,929,565.26	-296,391.01	3,211,496.50	203.48%	
Fund: 515 - Stormwater Utility Fund Surplus (Deficit):	0.00	-1,578,322.25	134,071.98	1,929,565.26	-296,391.01	3,211,496.50	203.48%	
<b>Fund: 525 - Depreciation - WW</b>								
Department: 0950 - Wastewater Revenue								
R62 - Intergovernmental Tsfrs	217,000.00	217,000.00	44,448.28	367,474.64	0.00	150,474.64	-69.34%	
<b>Revenue Surplus (Deficit):</b>	<b>217,000.00</b>	<b>217,000.00</b>	<b>44,448.28</b>	<b>367,474.64</b>	<b>0.00</b>	<b>150,474.64</b>	<b>-69.34%</b>	
Department: 0950 - Wastewater Surplus (Deficit):	217,000.00	217,000.00	44,448.28	367,474.64	0.00	150,474.64	-69.34%	
Fund: 525 - Depreciation - WW Surplus (Deficit):	217,000.00	217,000.00	44,448.28	367,474.64	0.00	150,474.64	-69.34%	
<b>Fund: 550 - Impact - Water</b>								
Department: 0900 - Water Revenue								
R20 - Licenses Permits & Fees	0.00	0.00	0.00	1,550.00	0.00	1,550.00	0.00%	
R62 - Intergovernmental Tsfrs	35,000.00	35,000.00	4,200.00	40,489.00	0.00	5,489.00	-15.68%	
<b>Revenue Surplus (Deficit):</b>	<b>35,000.00</b>	<b>35,000.00</b>	<b>4,200.00</b>	<b>42,039.00</b>	<b>0.00</b>	<b>7,039.00</b>	<b>-20.11%</b>	
Department: 0900 - Water Surplus (Deficit):	35,000.00	35,000.00	4,200.00	42,039.00	0.00	7,039.00	-20.11%	
Fund: 550 - Impact - Water Surplus (Deficit):	35,000.00	35,000.00	4,200.00	42,039.00	0.00	7,039.00	-20.11%	
<b>Fund: 555 - Impact - WW</b>								
Department: 0950 - Wastewater Revenue								
R20 - Licenses Permits & Fees	0.00	0.00	26,650.00	28,400.00	0.00	28,400.00	0.00%	
R62 - Intergovernmental Tsfrs	50,000.00	50,000.00	0.00	500.00	0.00	-49,500.00	99.00%	
<b>Revenue Surplus (Deficit):</b>	<b>50,000.00</b>	<b>50,000.00</b>	<b>26,650.00</b>	<b>28,900.00</b>	<b>0.00</b>	<b>-21,100.00</b>	<b>42.20%</b>	
Department: 0950 - Wastewater Surplus (Deficit):	50,000.00	50,000.00	26,650.00	28,900.00	0.00	-21,100.00	42.20%	
Fund: 555 - Impact - WW Surplus (Deficit):	50,000.00	50,000.00	26,650.00	28,900.00	0.00	-21,100.00	42.20%	
<b>Expense Total:</b>	<b>0.00</b>	<b>0.00</b>	<b>0.00</b>	<b>273,825.74</b>	<b>0.00</b>	<b>-273,825.74</b>	<b>0.00%</b>	
Department: 0950 - Wastewater Surplus (Deficit):	50,000.00	50,000.00	26,650.00	244,925.74	0.00	-294,925.74	589.85%	
Fund: 555 - Impact - WW Surplus (Deficit):	50,000.00	50,000.00	26,650.00	244,925.74	0.00	-294,925.74	589.85%	
<b>Fund: 604 - W/WW Ref Rev 2017 Bd Fr</b>								
Department: 0000 - Administration Revenue								
R62 - Intergovernmental Tsfrs	0.00	0.00	19,775.11	217,526.21	0.00	217,526.21	0.00%	
R85 - Interest Revenue	0.00	0.00	471.29	2,736.91	0.00	2,736.91	0.00%	
<b>Revenue Surplus (Deficit):</b>	<b>0.00</b>	<b>0.00</b>	<b>20,246.40</b>	<b>220,263.12</b>	<b>0.00</b>	<b>220,263.12</b>	<b>0.00%</b>	

**Budget Report**

For Fiscal: 2023 Period Ending: 10/31/2023

Category	Original Total Budget	Current Total Budget	Period Activity	Fiscal Activity	Encumbrances	Variance Favorable (Unfavorable)	Percent Remaining
Expense							
E62 - Intergovernmental T sfr	0.00	0.00	91,035.36	136,185.99	0.00	-136,185.99	0.00%
E72 - Bond Expense	0.00	0.00	166.67	1,666.70	0.00	-1,666.70	0.00%
<b>Expense Total:</b>	<b>0.00</b>	<b>0.00</b>	<b>91,202.03</b>	<b>137,852.69</b>	<b>0.00</b>	<b>-137,852.69</b>	<b>0.00%</b>
<b>Department: 0000 - Administration Surplus (Deficit):</b>							
	<b>0.00</b>	<b>0.00</b>	<b>-70,955.63</b>	<b>82,410.43</b>	<b>0.00</b>	<b>82,410.43</b>	<b>0.00%</b>
<b>Fund: 604 - W/WW Ref Rev 2017 Bd Fr Surplus (Deficit):</b>							
	<b>0.00</b>	<b>0.00</b>	<b>-70,955.63</b>	<b>82,410.43</b>	<b>0.00</b>	<b>82,410.43</b>	<b>0.00%</b>
<b>Fund: 606 - W/WW Ref Rev Bonds 2017 DSR</b>							
<b>Department: 0000 - Administration</b>							
Revenue							
R85 - Interest Revenue	0.00	0.00	1,168.42	10,304.01	0.00	10,304.01	0.00%
<b>Revenue Surplus (Deficit):</b>	<b>0.00</b>	<b>0.00</b>	<b>1,168.42</b>	<b>10,304.01</b>	<b>0.00</b>	<b>10,304.01</b>	<b>0.00%</b>
<b>Department: 0000 - Administration Surplus (Deficit):</b>							
	<b>0.00</b>	<b>0.00</b>	<b>1,168.42</b>	<b>10,304.01</b>	<b>0.00</b>	<b>10,304.01</b>	<b>0.00%</b>
<b>Fund: 606 - W/WW Ref Rev Bonds 2017 DSR Surplus (Deficit):</b>							
	<b>0.00</b>	<b>0.00</b>	<b>1,168.42</b>	<b>10,304.01</b>	<b>0.00</b>	<b>10,304.01</b>	<b>0.00%</b>
<b>Fund: 700 - A/P Tax Commission</b>							
<b>Department: 0150 - A/P Tax Commission</b>							
Revenue							
R85 - Interest Revenue	0.00	0.00	0.00	146.49	0.00	146.49	0.00%
<b>Revenue Surplus (Deficit):</b>	<b>0.00</b>	<b>0.00</b>	<b>0.00</b>	<b>146.49</b>	<b>0.00</b>	<b>146.49</b>	<b>0.00%</b>
Expense							
E60 - Miscellaneous Expense	0.00	0.00	0.00	233,801.13	0.00	-233,801.13	0.00%
<b>Expense Total:</b>	<b>0.00</b>	<b>0.00</b>	<b>0.00</b>	<b>233,801.13</b>	<b>0.00</b>	<b>-233,801.13</b>	<b>0.00%</b>
<b>Expense Surplus (Deficit):</b>	<b>0.00</b>	<b>0.00</b>	<b>0.00</b>	<b>-233,654.64</b>	<b>0.00</b>	<b>-233,654.64</b>	<b>0.00%</b>
<b>Department: 0150 - A/P Tax Commission Surplus (Deficit):</b>							
	<b>0.00</b>	<b>0.00</b>	<b>0.00</b>	<b>-233,654.64</b>	<b>0.00</b>	<b>-233,654.64</b>	<b>0.00%</b>
<b>Fund: 700 - A/P Tax Commission Surplus (Deficit):</b>							
	<b>0.00</b>	<b>0.00</b>	<b>0.00</b>	<b>-233,654.64</b>	<b>0.00</b>	<b>-233,654.64</b>	<b>0.00%</b>
<b>Report Surplus (Deficit):</b>							
	<b>-614,794.99</b>	<b>-10,395,590.82</b>	<b>12,351,293.13</b>	<b>22,282,296.66</b>	<b>-3,788,124.74</b>	<b>28,889,762.74</b>	<b>277.90%</b>



# Fund Summary

Fund	Original Total Budget	Current Total Budget	Period Activity	Fiscal Activity	Encumbrances	Variance Favorable (Unfavorable)
001 - General Fund	160,002.44	-1,497,053.77	64,764.26	-1,395,718.48	-392,854.28	-291,518.99
002 - Sales Tax Fund	0.00	0.00	33,861.16	159,754.94	0.00	159,754.94
003 - Franchise Fees Fund	505,999.80	505,999.80	-46,629.69	543,681.99	0.00	37,682.19
005 - Designated Tax Fund	0.00	0.00	33,861.16	159,754.94	0.00	159,754.94
007 - Investment Account	0.00	0.00	5,937.51	-1,319,120.62	0.00	-1,319,120.62
020 - Animal Control Donation	0.00	-30,000.00	0.00	-984.42	0.00	29,015.58
030 - Act 1256 of 1995 Court	0.00	0.00	0.00	0.00	0.00	0.00
031 - Act 1809 of 2001 Court Aut	0.00	0.00	-3,295.47	-4,748.56	-6,450.00	-11,198.56
045 - Park 1/8 SalesTax O & M	0.00	0.00	4,232.90	19,971.87	0.00	19,971.87
051 - Act 833 of 1991 Fire	0.00	-36,702.05	7,270.68	-15,160.64	0.00	21,541.41
055 - Fire 3/8 SalesTax	0.00	0.00	12,697.68	59,905.57	0.00	59,905.57
061 - Act 918 of 1983 Police	0.00	0.00	1,342.64	7,109.08	0.00	7,109.08
062 - Act 988 of 1991 Emerg Veh	0.00	0.00	147.50	2,620.79	0.00	2,620.79
066 - Federal Drug Control	0.00	0.00	0.00	1.21	0.00	1.21
068 - State Drug Control	0.00	0.00	0.00	1,207.47	0.00	1,207.47
080 - Street Fund	-1,074,469.91	-2,870,052.55	140,388.20	-552,767.62	-1,237,009.34	1,080,275.59
090 - Long Term Governmental C	0.00	0.00	12,410,303.60	13,976,948.37	0.00	13,976,948.37
110 - Special Redemp - 2016 Bon	0.00	0.00	3,383.30	30,329.99	0.00	30,329.99
113 - Debt Service Reserve Fund	0.00	0.00	0.00	0.00	0.00	0.00
114 - 2016 Bond Fund	0.00	0.00	292,050.93	1,257,941.91	0.00	1,257,941.91
167 - 2022 Amend 78	0.00	301,500.00	0.00	-301,526.35	0.00	-603,026.35
182 - 2023 Improvement Revenu	0.00	0.00	50,215.23	150,214.01	0.00	150,214.01
183 - 2023 Street Bond DSR	0.00	0.00	2,552.73	596,667.33	0.00	596,667.33
185 - Street Bond 2016 DS	0.00	0.00	53,794.60	-100,714.24	0.00	-100,714.24
186 - Street Bond 2016 DSR	0.00	0.00	1,437.76	10,589.25	0.00	10,589.25
187 - 2016 Street Construction F	0.00	0.00	0.00	-3,449,217.39	0.00	-3,449,217.39
188 - 2023 Improvement Fund	0.00	0.00	-1,825,537.48	7,571,829.89	0.00	7,571,829.89
500 - Water Fund	2,280,712.39	-1,175,796.64	52,497.48	1,701,207.93	-265,556.96	2,611,447.61
510 - Wastewater Fund	-2,789,039.71	-4,317,163.36	916,433.40	1,219,305.48	-1,589,863.15	3,946,605.69
515 - Stormwater Utility Fund	0.00	-1,578,322.25	134,071.98	1,929,565.26	-296,391.01	3,211,496.50
525 - Depreciation - WW	217,000.00	217,000.00	44,448.28	367,474.64	0.00	150,474.64
550 - Impact - Water	35,000.00	35,000.00	4,200.00	42,039.00	0.00	7,039.00
555 - Impact - WW	50,000.00	50,000.00	26,650.00	-244,925.74	0.00	-294,925.74
604 - W/WW Ref Rev 2017 Bd Fr	0.00	0.00	-70,955.63	82,410.43	0.00	82,410.43
606 - W/WW Ref Rev Bonds 201	0.00	0.00	1,168.42	10,304.01	0.00	10,304.01
700 - A/P Tax Commission	0.00	0.00	0.00	-233,654.64	0.00	-233,654.64
<b>Report Surplus (Deficit):</b>	<b>-614,794.99</b>	<b>-10,395,590.82</b>	<b>12,351,293.13</b>	<b>22,282,296.66</b>	<b>-3,788,124.74</b>	<b>28,889,762.74</b>



**RESOLUTION NO. 2023 \_\_\_\_\_**

**A RESOLUTION PROVIDING FOR THE ADOPTION OF AN AMENDED BUDGET FOR THE CITY OF BRYANT FOR THE TWELVE MONTH PERIOD BEGINNING JANUARY 1, 2023 AND ENDING DECEMBER 31, 2023**

**WHEREAS**, the City of Bryant, Arkansas adopted a budget for The City of Bryant on December 13, 2022, recorded as Resolution 2022-36, and

**WHEREAS**, the City of Bryant, Arkansas, desires to amend said Budget for Fiscal Year 2023 as attached.

**NOW, THEREFORE, BE IT RESOLVED BY THE CITY COUNCIL OF BRYANT, ARKANSAS THAT:**

**Section** This resolution (with attachment) shall be known as the amended budget resolution for the City of  
**1.** Bryant, Arkansas, for the twelve (12) month period beginning January 1, 2023 and ending

• General Fund	0
• Franchise Fee Fund 003	32,000
• Investment Fund - ARPA	1,361,000
• Street Fund	530,000
• Bond Fund	(5,804,950)
• Utility Revenue Fund 500 Water	(308,286)
• Others and Utility Bonds	79,200

**Section** The amended city budget for the calendar year 2023 is hereby amended and adopted to read as  
**2.** attached.

**PASSED AND APPROVED this 28th day of November, 2023.**

\_\_\_\_\_  
Rhonda Sanders, Mayor

ATTEST:

\_\_\_\_\_  
Mark Smith, City Clerk

001-0100-4850	-31,151.90	Unplanned interest revenue increase to cover overages
001-0100-5102	5,500.00	Carpet Cleaning for City Hall (not done in several years)
001-0100-5300	3,500.00	LED Lighting change out for City Hall
001-0100-5608	5,000.00	Tyler Conversion, may be reclassified as capital - audit pending decision
001-0110-5604	7,000.00	MacBook and Dell Work station - IT and Mayor's office
001-0200-5322	3,000.00	Cameras and Alarm System
001-0400-5120	1,700.00	AML Property insurance increase for Parks
001-0430-5308	500.00	Bishop Concessions done for the year and offset by revenues collected
001-0440-5104	2,000.00	Bike Repair Station for Alcoa Park
001-0500-5216	3,000.00	New Brakes for three fire trucks
001-0700-5225	-48.10	Zeroing out unused account
003-0800-5622	32,000.00	Bond transfer
007-0100-5622	1,361,000.00	Investment ARPA money moved to Stormwater earlier in the year
080-0800-4640	425,000.00	no reimbursements received or planned in 2023
080-0800-5110	105,000.00	Entergy Late billing in 2022 not added to the 2023 budget
113-0100-5626	30,000.00	Bond transfer
114-0000-4623	-6,000.00	Bond related transfer
114-0000-5722	1,200,000.00	Bond Payment
114-0000-5724	950.00	Bond Fees
114-0000-5850	307,000.00	Bond interest expense
114-0100-4610	-3,000,000.00	Sales Tax Revenue restricted to Bond Payment
114-0400-4850	-50,000.00	Bond interest revenues
182-0800-4627	-150,000.00	Bond transfer
182-0800-4850	-200.00	Bond interest revenues
183-0800-4610	-585,000.00	Bond Proceeds Franchise Fee 2023
183-0800-4850	-10,000.00	Bond interest revenues
185-0800-4627	-530,000.00	Bond transfer
185-0800-4850	-7,200.00	Bond interest revenues
185-0800-5722	370,000.00	Bond Payment
185-0800-5724	1,000.00	Bond fees
185-0800-5750	270,000.00	Bond interest expense
186-0800-4850	-12,000.00	Bond interest revenues
186-0800-5626	3,000.00	Bond transfer
187-0800-4640	-4,495,000.00	Bond Grant Revenues - Bryant Parkway
187-0800-4850	-67,000.00	Bond interest revenues
187-0800-5900	8,000,000.00	Bryant Parkway Construction Expense
188-0800-4610	-9,948,000.00	New Franchise Fee Bond 2023 Revenues
188-0800-4850	-129,000.00	Bond interest revn
188-0800-5724	2,500.00	Bond fees
188-0800-5900	3,000,000.00	Bryant Parkway Construction Expense
500-0900-5724	11,016.04	First Security and ANRC Debt Fees
500-0900-4640	-222,000.00	Hwy 5 state reimbursement
500-0140-4567	20,000.00	Zeroing out the transfers for Stormwater Fees no longer needed in new system
500-0140-4568	244,000.00	Zeroing out the transfers for Stormwater Fees no longer needed in new system
500-0140-4569	44,000.00	Zeroing out the transfers for Stormwater Fees no longer needed in new system
500-0140-5622	-308,000.00	Zeroing out the transfers for Stormwater Fees no longer needed in new system
500-0900-4623	-169,900.00	Crist approved water Master Plan PO 2023005572
500-0900-5816	169,900.00	Crist approved water Master Plan PO 2023005572
510-0900-5225	-301.71	zeroing out an unused account
510-0900-5626	-97,000.00	zeroing out an unused account
550-0900-5626	169,900.00	Crist approved water Master Plan PO 2023005572
604-0000-4623	-217,000.00	Bond transfer
604-0000-4850	-2,700.00	Bond interest revenues
604-0000-5626	137,000.00	Bond transfer
604-0000-5724	2,000.00	Bond fees
606-0000-4850	-10,000.00	Bond interest revenues

**RESOLUTION NO. 2023 - \_\_\_\_**  
**RESOLUTION ACCEPTING PROOF OF RECORD DESTRUCTION AUTHORIZED BY ORDINANCE NO.**  
**2023-21**

**WHEREAS, The City of Bryant City Council Authorized the destruction of certain records via the authority granted in Ordinance No. 2023-21, adopted September 26, 2023;**

**WHEREAS, Under that Ordinance, City Policy and State Law, an affidavit from witnessing officials is necessary to certify the destruction of authorized documents occurred; and**

**WHEREAS, attached hereto are the affidavits of City of Bryant Officials who witnessed and certify that the authorized records were transferred to a Gone for Good Shredding, for destruction by that service within the parameters of their agreement with the City of Bryant; and**

**WHEREAS, The City Council accepts that the authorized documents have been removed from the possession of the City of Bryant and are thereby destroyed under City Ordinance, City Policy and according to authorizing State Law.**

**NOW THEREFORE, BE IT RESOLVED BY THE CITY COUNCIL OF THE CITY OF BRYANT, ARKANSAS**

**Section 1.** The City Council of the City of Bryant accepts the attached documents as proof of destruction of the approved documents per Ordinance No. 2023-21.

**Section 2.** Any resolution, resolution section, policy, or directive in conflict with this Resolution is repealed or amended to reflect and achieve the purposes stated herein.

**PASSED AND APPROVED this 28th day of November, 2023.**

APPROVED:

\_\_\_\_\_  
Rhonda Sanders, Mayor

ATTEST:

\_\_\_\_\_  
Mark Smith, City Clerk

**AFFIDAVIT OF:  
JACK MOSELEY  
And TABTHA KODER  
DESTRUCTION OF CITY RECORDS PER A.C.A 14-59-114**

**STATE OF ARKANSAS**

**COUNTY OF SALINE**

Before the undersigned, duly qualified, commissioned, and acting in and for said County and State, appeared **Jack Moseley**, City Council Member, Ward 4, Position 1, and **Tabatha Koder**, City of Bryant employee, satisfactorily proven to be the affiants herein, who state the following under oath:

I Jack Moseley am City Council Member, representing Ward 4, Position 1 for the City of Bryant.

I, Tabatha Koder, am a City of Bryant City employee.

I, Tabatha Koder T.K. (initials) and Jack Moseley JEM (initials), am providing this affidavit based upon my personal experience and observation and in accordance with Arkansas Code Annotated § 14-59-114, and pursuant to the City of Bryant Record Retention and Destruction Policy as adopted by City Council Resolution 2015-05.

I was personally present for the transfer of certain documents, identified in the attached Exhibit "A" prepared by the City of Bryant Departments Listed, and approved to be destroyed by Ordinance 2023-21, approved on September 26, 2023, to *Gone for Good Shredding*, of 9720 N. Rodney Parham Road, Little Rock, Arkansas, 72227

I, Tabatha Koder T.K. (initials) and Jack Moseley JEM (initials), met the representative of *Gone for Good Shredding* at the City of Bryant City Hall, on October 30, 2023, where 44 boxes of city records, as identified in the attached Exhibit "A", were provided to the representative for destruction in accordance with *Gone for Good Shredding* policy and practice.

IN WITNESS WHEREOF, I hereunto set my hand this 30<sup>th</sup> day of October 2023.

Jack E Moseley Jr.  
Jack Moseley

SUBSCRIBED AND SWORN to before me this 30 day of October, 2023.

Crystal L Winkler  
Notary Public

My commission expires:

3-10-2030



-AND-

Tabatha Koder  
Tabatha Koder

SUBSCRIBED AND SWORN to before me this 30 day of October, 2023.

Crystal L. Winkler  
Notary Public

My commission expires:

3-10-2030



**ORDINANCE NO. 2023 - \_\_\_\_**  
**A ORDINANCE PROVIDING FOR THE PERMISSION TO DESTROY CERTAIN CITY RECORDS PER CITY POLICY IN RESOLUTION 2015- 5 ; AND FOR OTHER PURPOSES.**

**WHEREAS**, it is sound administrative practice that the City of Bryant, Arkansas destroy certain records in a systematic procedure; and that

**WHEREAS**, certain state (not only but including 14-59-114 and 14-237-112) and federal laws require the City records be maintained for the minimum period of time required by a Records Management System; and it is determined that these records listed here have no further administrative, legal or historical value, and are otherwise inappropriate for preservation in the City's archives.

**NOW, THEREFORE, BE IT RESOLVED BY THE CITY COUNCIL OF BRYANT, ARKANSAS THAT:**

**Section 1.** Purpose: The destruction of records by the City Departments of Bryant requires the approval of Council by Affidavit (here in). The means of destruction shall be Shredding.

**Section 2.** Authority of Records Management and Retention Plan: Attached find the signed by the Department Head and one Council Member listing of the records to be destroyed and the time periods to which they apply.

**PASSED AND APPROVED** this \_\_\_\_\_ day of September, 2023.

APPROVED:

\_\_\_\_\_  
Allen E. Scott, Mayor

ATTEST:

\_\_\_\_\_  
Mark Smith, City Clerk





**Gone for Good Shredding**  
**9720 N. Rodney Parham Rd. · Little Rock, AR 72227**  
**(501) 228-3827 Service**  
**(501) 228-3909 Billing/Payment**

Mon Oct 30, 2023      next: Fri 11/10/23

**Off-Site**

**Ticket # 52330**

City of Bryant  
Municipal Building-City Hall  
210 SW. 3rd St.  
Bryant, AR 72022

Contacts  
Joy Black (501)943-0318

*Directions*

*Jack MOSELEY - Council MEMBER  
will be there @ 9:00AM  
TO WITNESS*

*Routine Instructions*

(3) Total Consoles- enter building then to the left  
1 console located by front desk-copy room  
1 console located up front in conference room  
1 console located down hall way-take a right (by copier)

*Special Instructions*

*(44) Boxes 9:00AM*

Room	Description	Container	Service Item	Qty	Actual
	Boxes (count)		Boxes (count)	0.00	<input type="text"/>
	Weight		Weight	0.00	<input type="text"/>

Time In:                      Time Out:                      Driver: *DB*                      Quantity:                      +/-

*p/c 44 boxes*

Service / Comments

*Gone for Good Shredding hereby certifies that the materials received on the above date will be confidentially handled and destroyed and that the shredded material will then be recycled. A certificate of destruction will be included on your invoice.*

**X** \_\_\_\_\_ *[Signature]*

CITY OF BRYANT, AR

Council Member Signature Paul E. Masley Jr.

Department Head Signatures [Signature] [Signature] [Signature]  
Date 7/14/23

Dept Records Storage Inventory List for Items Boxed Up

The above Department Heads requests that the following below described records be certified to the Council for destruction. The Department Heads further state that these records have exceeded all retention dates and are no longer needed by these departments or the City of Bryant.

Records Series Number	Description of Contents	Misc Info	Box	Dept
01-Misc	Animal Cash Receipts	CLW	X	Finance
FIN20-22	2018 AP Statements	CLW	X	Finance
FIN20-19	2018 AP A-Z Street	CLW	X	Finance
FIN20-18	2018 AP N-U General	CLW	X	Finance
FIN20-20	2018 AP A-M Water/Waste Water	CLW	X	Finance
FIN20-21	2018 AP G-M General	CLW	X	Finance
FIN19-25	2015 Sur Charge Audit	CLW	X	Finance
FIN19-05	2018 Payroll Liabilities	CLW	X	Finance
2	2017 Payroll Liabilities	CLW	X	Finance
18	2016 Council Notes	CLW	X	Finance
FIN20-06	2018 AP Misc	CLW	X	Finance
FIN20-23	2018 AP U-Z General	CLW	X	Finance
FIN20-24	2018 AP C-F General	CLW	X	Finance
FIN20-25	2018 AP A-B General	CLW	X	Finance
FIN20-26	2018 AP N-Z Water/Waste Water	CLW	X	Finance
3	2015 Quarterly Payroll Reports	CLW	X	Finance
4	2017 Payroll Liabilities	CLW	X	Finance
FIN19-34	2018 Cash Receipts General	CLW	X	Finance
FIN19-32	2018 Cash Receipts General	CLW	X	Finance
FIN19-33	2018 Cash Receipts General	CLW	X	Finance
5	2016 Quarterly Payroll Reports	CLW	X	Finance
6	2009 Old PD Paper Files	CLW	X	Finance
7	2010 Old PD Paper Files	CLW	X	Finance
8	Springbrook Directions	CLW	X	Finance
WTR17-01	Water Stubs	AS	X	Water Billing
WTR18-01	Water bill Stubs	AS	X	Water Billing
WTR18-02	Water bill Stubs	AS	X	Water Billing
WTR18-03	Receipt Stubs	AS	X	Water Billing
WTR18-04	Bill Stub Receipts	AS	X	Water Billing
WTR19-01	Water Bill Receipts - January	AS	X	Water Billing
WTR18-05	Bill Stub Receipts	AS	X	Water Billing
WTR19-02	Bill Stub Receipts	AS	X	Water Billing
WTR18-06	Water/Stub Receipts	AS	X	Water Billing
WTR11-01	Check Copies	AS	X	Water Billing
WTR18-07	Adjustments & Fees	AS	X	Water Billing
WTR19-03	Water Receipts March	AS	X	Water Billing
WTR17-02	Water bill Stubs	AS	X	Water Billing
WTR18-08	Water Stubs Receipts	AS	X	Water Billing
WTR17-03	Water bill Stubs	AS	X	Water Billing
WTR18-09	Cashier Receipts & Final Reports	AS	X	Water Billing
WTR13-01	Water Receipt Books	AS	X	Water Billing
WTR17-04	Cashier Receipts & Final Reports	AS	X	Water Billing
WTR19-04	Water Bill Receipts April	AS	X	Water Billing
WTR18-10	Water Bill Receipts	AS	X	Water Billing
	Total Box Count		44	

**ORDINANCE NO. 2023 \_\_\_\_\_**

**A ORDINANCE LEVYING A TAX ON ALL REAL PROPERTY IN THE CITY OF BRYANT, SALINE COUNTY, ARKANSAS, FOR THE PURPOSES AS PROVIDED BY LAW.**

**NOW, THEREFORE, BE IT ORDAINED BY THE CITY COUNCIL OF CITY OF BRYANT, SALINE COUNTY, ARKANSAS:**

**Section 1.** That a tax of 3.2 mills on the dollar for the city purposes be and is hereby levied on all Real property within the corporate limits of the City of Bryant, Arkansas, as per property valuations on Saline County tax books for the year 2023, see below:

**1** City General Purposes: 3.2 Mills

Said tax shall be collected by the Collector of Saline County in 2024 as provided by law.

**PASSED AND APPROVED BY THE CITY COUNCIL OF THE CITY OF BRYANT, ARKANSAS, on this 28th day of November, 2023.**

APPROVED:

\_\_\_\_\_  
Rhonda Sanders, Mayor

ATTEST:

\_\_\_\_\_  
Mark Smith, City Clerk

**ORDINANCE NO. 2023 \_\_\_\_\_**

**A ORDINANCE LEVYING A TAX ON ALL PERSONAL PROPERTY IN THE CITY OF BRYANT,  
SALINE COUNTY, ARKANSAS, FOR THE PURPOSES AS PROVIDED BY LAW.**

**NOW, THEREFORE, BE IT ORDAINED BY THE CITY COUNCIL OF CITY OF BRYANT, SALINE  
COUNTY, ARKANSAS:**

**Section 1.** That a tax of 3.2 mills on the dollar for the city purposes be and is hereby levied on all Personal property within the corporate limits of the City of Bryant, Arkansas, as per property valuations on Saline County tax books for the year 2023, see below:

**1** City General Purposes: 3.2 Mills

Said tax shall be collected by the Collector of Saline County in 2024 as provided by law.

**PASSED AND APPROVED BY THE CITY COUNCIL OF THE CITY OF BRYANT,  
ARKANSAS, on this 28th day of November, 2023.**

APPROVED:

\_\_\_\_\_  
Rhonda Sanders, Mayor

ATTEST:

\_\_\_\_\_  
Mark Smith, City Clerk

# City of Bryant

## State of Arkansas

Annual 2024 Budget



Prepared by City of Bryant  
Finance Department

**DRAFT - General Fund is balanced  
in this draft, pending any  
changes to the Millage Rates,  
11.28.23**

# City of Bryant, AR 2024 Budget Book

Cover Page	1
Table of Contents	2
Local History	3
At A Glance	4
Budget Highlights	5
City Facilities	6
Census Data of Bryant, Arkansas	7-8
Letter of Transmittal	9-10
Adding Transparency to the Budget Process	11-12
Budget and Process Timeline	13
Budget/City Strategic Focus Areas	14
Adopting Resolution	15
GFOA Distinguished Budget Presentation Award	16
City Organization Chart	17-19
Policies for Debt and Capital and Auditing and Accounting	20-21
Fund Structure Organization Chart and Description	22-25
Summary of 2020-2024 and Category Totals for Major Funds with Pie Charts, Revenue Review	26-28
Total Revenues and Expenses with Pie Charts	29-31
Summary of City's Debt, Governmental and Business Type	32-34
HR, Personnel, and JESAP Overview	35
Full Time Equivalent Budgeted Employees by Function/Program	36-37
Education and Certification Pay Budgeted by Function/Program	38
Performance Measures by Department/Focus Areas	39-40
Governmental Funds	41
Elected Officials - Mayor, City Clerk and City Attorney	42-43
Human Resources	44
Finance	45
Information Technology	46
Engineering	47
Administration Budget Numbers	48
Community Development	49-50
Animal Control	51-53
Court	54-55
Parks and Recreation	56-58
Fire	59-61
Police	62-63
Public Works Administration	64-65
Street and Stormwater	66-69
Historical Review of 515 Stormwater Capital Enterprise Fund and ARPA Funding	70
Enterprise Funds	71
Water and Wastewater	72-75
List of Non Major Funds both Governmental and Enterprise	76
Appendix 1 and 2 - Major Vendor List and SWB (Salaries, Wages, and Benefits Calculation)	77-78
Appendix 3 - Bryant Capital and Maintenance Plan Template	79-83
Appendix 4 - City Fee Schedule	84-86
Appendix 5 - Historical Review of 187/188 Bryant Parkway Capital Fund and Completion Plan	87
Appendix 6 - Facilities Operation Cost	88
Glossary & Acronyms	89-92

## City of Bryant Local History

The City of Bryant received its start as a very small township in central Arkansas as European settlers established themselves along Hurricane Creek in the early 19th century. Over the years the city saw times of economic struggle, but as the demand for the area's bauxite grew during the WWII era, development and a steady slow growth began. Since then, the economic landscape of the city has seen many changes, as Bryant evolved from a typical railroad community, into one focused on family, education and quality of life for its residents.

Once a small industrial town, Bryant is now the fastest growing city in Central Arkansas. With a public education system deemed as one of the best in the state, as well as its proximity to the state's capital city of Little Rock, Bryant has more than doubled in population size over the past two decades. A stable and diversified business community, as well as a high demand real-estate market, now makes Bryant a much sought-after community for families and entrepreneurs.

The backbone of Bryant being its competitive spirit, organized youth and adult sports have thrived here. Making quality of life for residents a focus of Bryant's growth plan over the years, the city and school have created joint partnerships to ensure the best use of citizen taxpayer money, with money being invested back into the community. This has allowed both entities to offer a multitude of sports and educational opportunities to local residents.

The creation of Bishop Park, which opened in 2010, created additional opportunities for many local sports organizations to develop and grow, thus creating a robust sports tourism trade for the city. Bryant hosts numerous sporting events for all ages including baseball, softball, swimming, soccer, football, disc golf, pickleball, and tennis.

Community events are also important to those living in Bryant, connecting people new to the city to the many traditions that have been a part of the community for decades. The Bryant Fallfest Celebration, hosted by the local Chamber of Commerce, is entering its 35th year and is well attended by locals and visitors alike. The city has recently recreated the 4th of July celebrations from years ago, and are now planning the fifth annual Pops in the Park event.

However, the largest event for this area is the annual "Salt Bowl" Competition. This competition, normally held in August/September is the most attended high school football game in Arkansas. During this battle for the title of Salt Bowl Champion, Bryant takes on its neighbor to the west, Benton. With a normal attendance of over 30,000 fans, this long-standing rivalry extends out past the football field. The weeks leading up to the game will include competitive food drives between the two cities, including the schools and residents. Local businesses, community sponsors, churches and other organizations also find a way to join in on the friendly community wide rivalry.

Economic development and growth in Bryant have held strong through many market challenges. Mostly due to the comprehensive business make-up of the city. The Bryant School District along with the city government itself are the city's largest employers. There were 541 business licenses re-issued with another 7 new licenses requested in 2023 (not all store front). Local industry is varied and it is that myriad of retail, healthcare, restaurants, financial services, and other entrepreneurial opportunities that offers stability to the city's economic development. With Bryant's residential growth still climbing, there is still much opportunity for commercial growth in the city.

In 2021 Bryant saw the opening of the Arkansas Heart Hospital's Encore Medical Center. This four-story building is a general acute hospital care facility with a focus on bariatric surgery and peripheral vascular disease. It also features a full-service emergency department, restaurant and medical offices, bringing an additional 200 jobs to the local healthcare industry.

Arkansas' local economies are commonly supported by sales tax. Arkansas has a statewide sales tax of 6.5%. In Bryant, another 3% is collected and used by the city. This sales tax makes up approximately xx% of the general fund income. I hope you enjoyed this brief Local History on the City of Bryant. Please continue reading to see how we plan to use the resources granted to us by the citizens for the calendar year of 2024.

# City of Bryant, AR 2024 Budget Book

## City of Bryant, Arkansas At a Glance

Date of Incorporation	October 29, 1892
Form of Government	Mayoral/Council
Area in Square Miles	20.5

### Demographics

Population	20,663
Total Housing Units	8,950
Total Households	8,203
Median Household Income	\$66,688
Average Family Size	3.03

### Building Permits

Permits issued	797
Building Insp. Conducted	2,227

City Employees	Approximate
Full time	215
Part time	78

### Departments of Public Safety

Police Stations	1
# of Police on Patrol	29
Fire Stations	3
Engine Companies	2
Truck Companies	2
Reserve Engines	2
Wildland Brush Units	2
Water Rescue Units	2
Animal Shelters	1
# of Animal Control Officers	4

### Parks and Recreation

Acreage	300
Playgrounds	5
Baseball/Softball Fields	20
Soccer/Football Fields	7

### Public Schools

<https://myschoolinfo.arkansas.gov/Districts/Detail/6303000>

Elementary	Name	Enrollment 2022-2023	Ward
	Parkway	604	1
	Collegeville	481	2
	Springhill	559	2
	Hillfarm	594	3
	Bryant	612	4
	Robert L. Davis	491	OCL*
	Hurricane Creek	459	OCL*
	Salem	479	OCL*
Middle School			
	Bryant	786	4
	Bethel	709	2
Junior High School			
	Bryant	1,634	3
High School			
	Bryant	2,199	4
*OCL - Outside City Limits		<u>9607</u>	Total

### Water System

	Residential	Comm.
Active Accounts	8,482	659
Water Main miles	27.9	
Fire Hydrants	994	Approx.

### Wastewater System

	Residential	Comm.
Active Accounts	9,467	649
Miles of lines:		
Gravity Sewer	159.7 Miles	
Force Main Sewer	29 Miles	
Lift Stations	41	

*Demographics based on 2020 U.S. Census Data*





# BUDGET HIGHLIGHTS

2024

## OVERVIEW

- There are 3 major funds highlighted during the budget process
  - General Fund
  - Street Fund
  - Water/Wastewater
- State Statute 14-58-201 requires a balanced budget for the proposed budget be present to Council by December 1<sup>st</sup>
- The City of Bryant keeps 120 days in cash, money that is not earmarked and would pay for daily operations if the city stopped receiving revenue




## REVENUE

- Revenues performed XX% more than expected in FY2023
- For the 2024 budget, General revenues were budgeted at \$19,754,395
- Sales Tax is the main source of revenue for the City of Bryant
- In FY2023, the City of Bryant received \$XX,XXX,XXX in Sales Tax revenue, XX% than anticipated
- In FY2024, Sales tax has been budgeted at \$14,802,400.



## EXPENDITURES

- Total expenses for the City of Bryant are estimated to be \$XX,XXX,XXX in FY2023, XX% more than budgeted
- For the 2024 budget, General expenditures were budgeted at \$19,753,832.
- Payroll, health insurance, and retirement are the largest expenditure, 76% of the budget
- The Capital Improvement Plan (CIP) is budgeted at \$XX,XXX,XXX for 2024
  - Admin - \$
  - Public Safety - \$
  - Public Works - \$



## DEBT

The City has several old debt issuances from 2011-2017 shown in detail on pages 31-33. These issuances are well below the limit established for the cities of Arkansas by the State. In 2023 or 2024 it is likely the city will issue debt again for the remainder of Bryant Parkway, the remainder of the Water Meter Project, and possibly for CAO Wastewater work.



We love to hear from our citizens! Citizen input helps us decide which projects that the City should focus on. Citizens are encouraged to reach out to staff or their City Council members to discuss projects they would like to see in Bryant. For more information on the budget, visit the Finance page on the City of Bryant website.





## Facilities

### City Hall

- **Administration**  
210 SW 3rd Street  
501-943-0999  
Mayor's Office, Finance, Human Resources, IT, and Community Development
- **Bryant District Court**  
208 SW 3rd Street  
501-943-0440
- **Water Billing**  
210 SW 3rd St  
501-943-0441

### Animal Control Shelter

- 25700 Interstate 30  
501-943-0489  
Animal Shelter houses animals impounded by animal control officers, and other animals brought to the department, the administrative offices of the department as well as all the department vehicles and equipment.  
# of Canine Housing Enclosures: 24  
# of Cat/Kitten Enclosures: 28  
# Small Dog/Exotic Housing: 5

### Fire Department

- **Station 1 (Headquarters)**  
312 Roya Lane  
All administrative staff are located at this station
- **Station 2 (HillFarm)**  
1601 South Reynolds Road  
Serves the south end of Bryant.  
Bryant Fire Training Facility located at this station
- **Station 3 (Springhill)**  
2620 Northlake Road  
Serves the north side of Bryant and the Springhill Fire Protection District
- 501-943-0943  
**Emergency: 911**

### Police Department

- 312 Roya Lane  
Non-emergency contact: 501-943-0943  
**Emergency: 911**

### Public Works

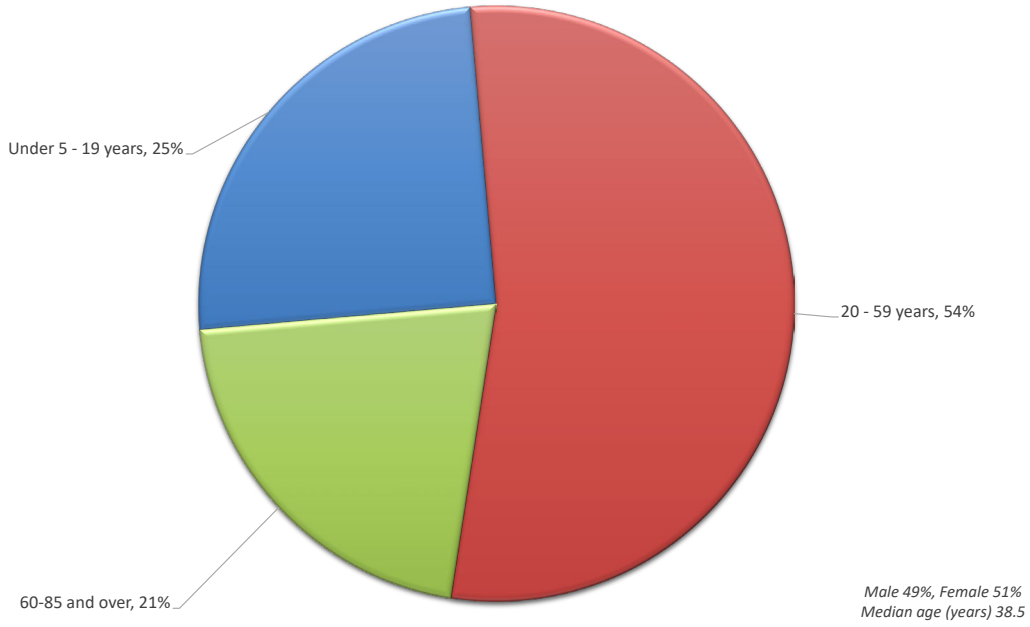
- **Stormwater**  
1019 SW 2nd Street  
501-943-0468
- **Street**  
1019 SW 2nd Street  
501-943-0468
- **Water Distribution**  
1019 SW 2nd Street  
501-943-0469
- **Wastewater Treatment**  
7064 Cynamide Road  
501-943-0469

### Parks & Recreation

- **Bishop Park, The Center at Bishop Park, Aquatic Center, and Splash Pad**  
6401 Boone Road  
501-943-0444  
Bishop Park has nine baseball fields, six softball fields, two football/soccer/multipurpose fields, an indoor/outdoor aquatic facility, outdoor splash pad, two ponds, disc golf course, community center, Boys & Girls Club, Senior Activity Center, paved parking, fencing, dugouts, natural walking trail, and a pavillion.  
The Center at Bishop Park features three multi purpose courts, equipped to host basketball, volleyball, and pickleball. Also features a large indoor cushioned walking trail, aerobics room, fitness room, cardio room, and multiple events rooms equipped with drop down projector screen and audio.  
The Aquatic Center features a 25 yard 8 lane competition/lap pool and a therapy pool. The Competition/Lap pool is certified through USA Swimming and capable of hosting USA, AAU, NCAA, and High School swim meets. It also has a 1 meter diving board available for recreational use on the weekends, summer time, and for pool parties. The Competition/Lap pool has an ADA certified pool lift and maintains a temperature of 84 degrees. The Therapy Pool has an ADA accessible, zero entry ramp. Underwater rails are located in the middle of the pool for exercise and therapy purposes. Seating around the radius of the pool features 12 jets for hydrotherapy and maintains a temperature of 92 degrees.
- **Mills Park and Mills Park Pool**  
1003 Mills Park Road  
Mills Park feaures an outdoor swimming pool, concession building, restrooms, three pavillions, playground, outdoor basketball court, outdoor tennis courts, practice fields, and a walking/biking trail.
- **Ashley Park**  
400 SW 3rd Street  
Three baseball fields, playground, restrooms, and covered pavilion
- **Alcoa 40 Park and Bark Park**  
1110 Shobe Road  
Two softabl fields, one pee-wee football/multipurpose field, one concession stand, bathrooms, bridge and deck, paved parking, parking lot and field lighting, dugouts, press boxes, bleachers for football/soccer/multipurpose field. The Bark Park is designated for dogs to exercise and play off-leash in a controlled environment with an area for dogs 25 pounds and over and an area for dogs under 25 pounds.
- **Midland Park**  
3865 Midland  
Four Youth soccer fields, concession building, restroom, sport-field lighting, and paved parking
- **Springhill Park**  
2110 Binder Street  
Playground, pavillion, water fountain, and paved parking

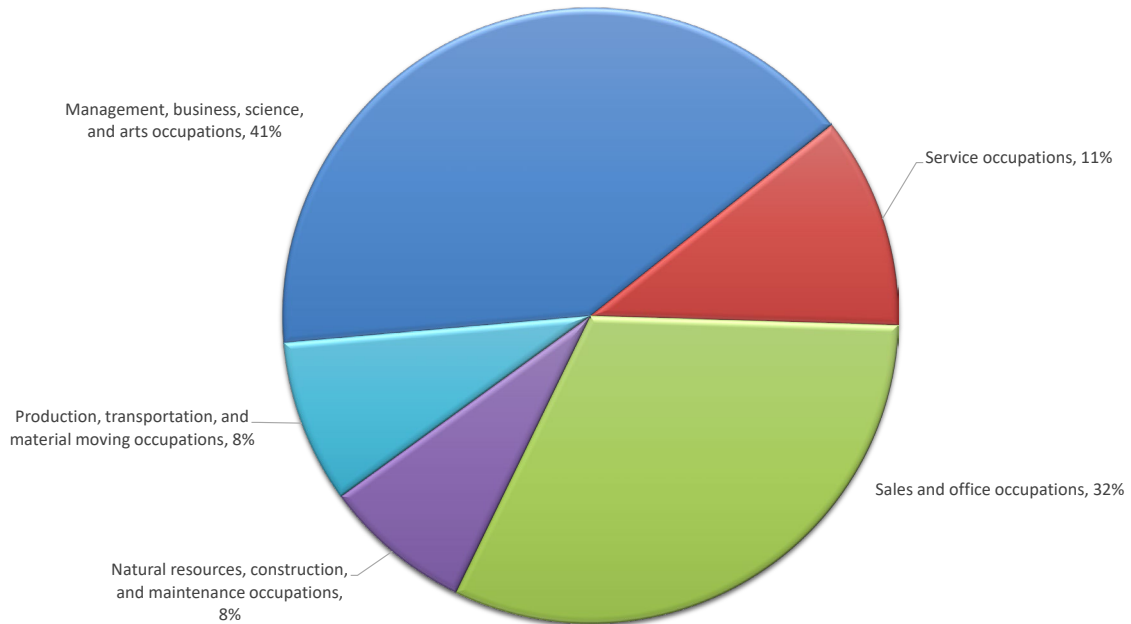
# City of Bryant, AR 2024 Budget Book

## Age of Population

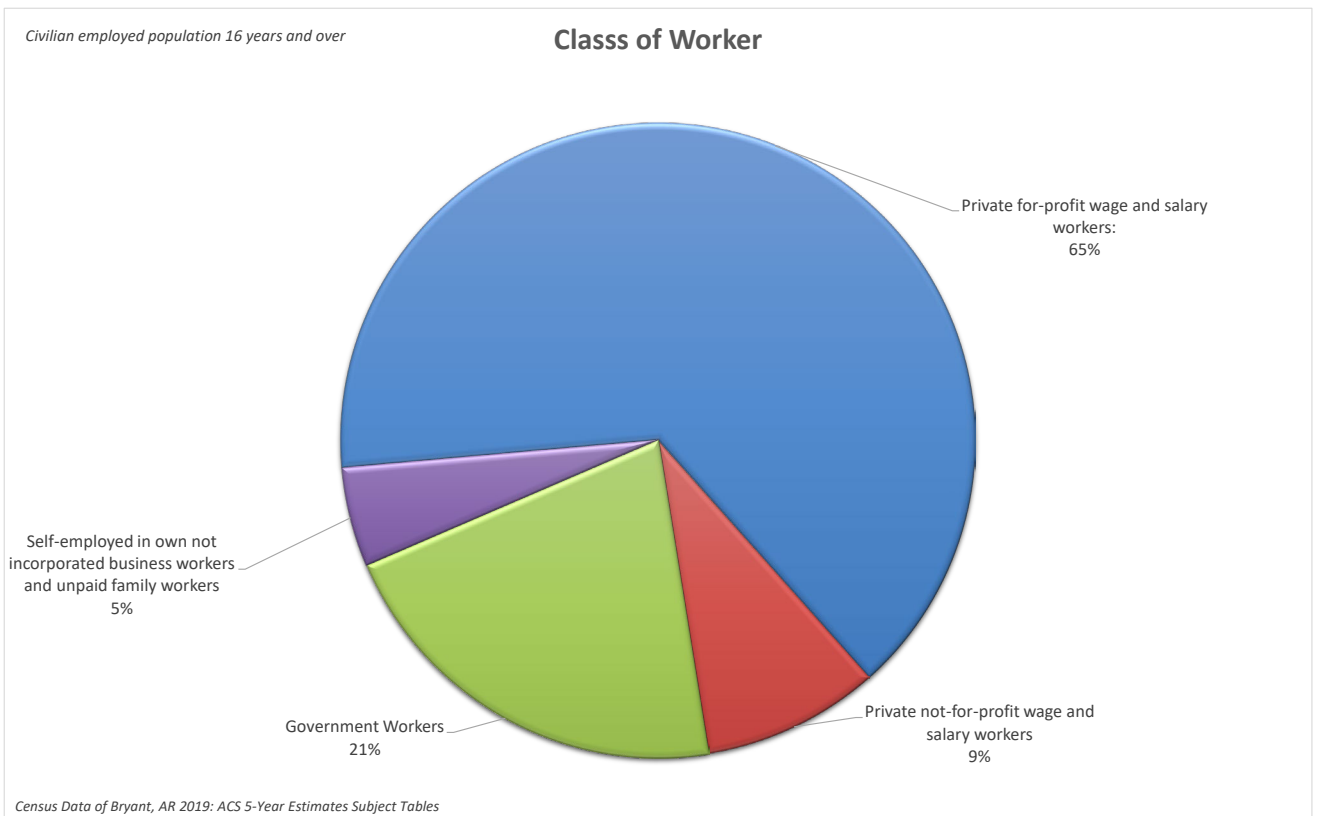
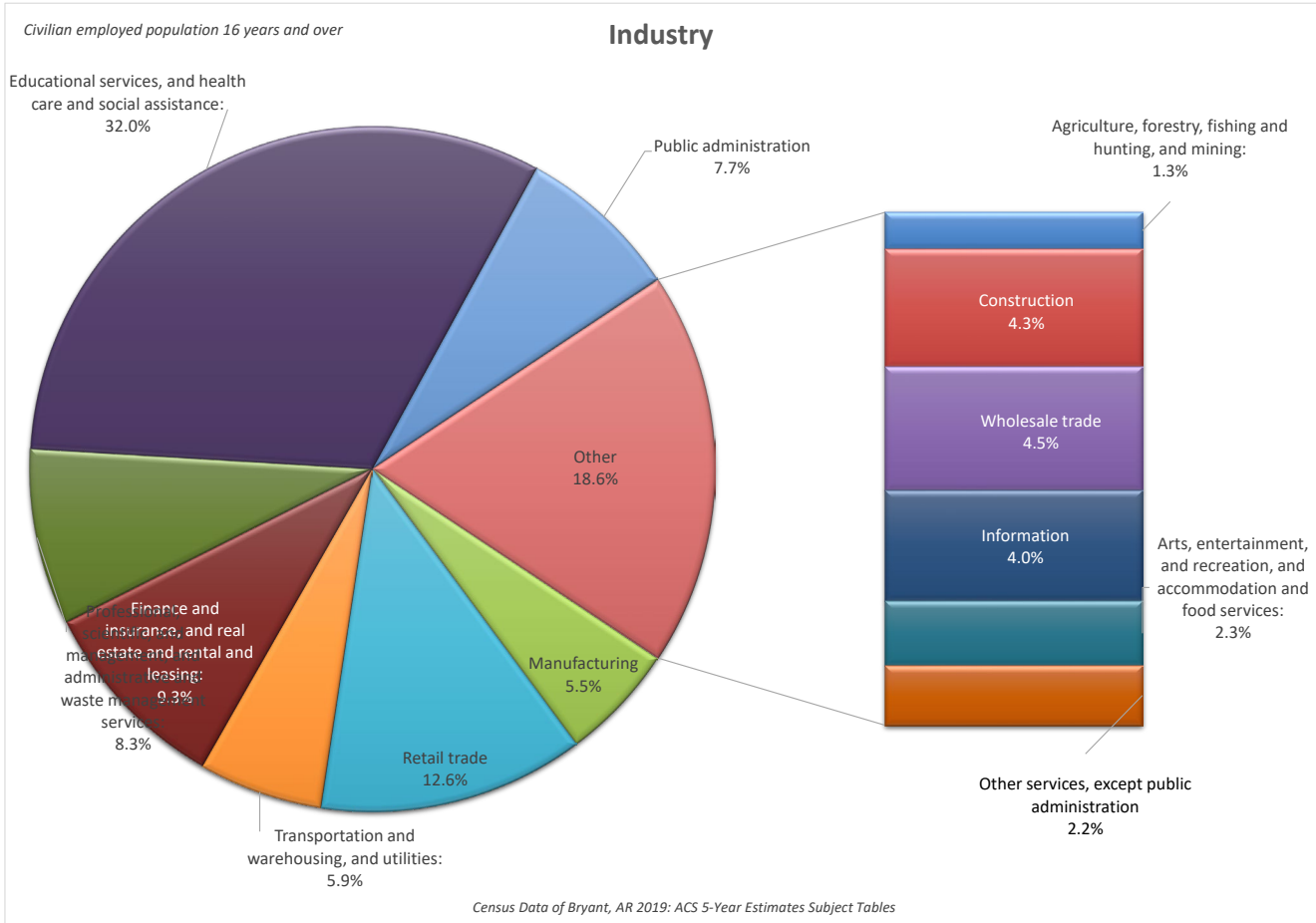


*Civilian employed population 16 years and over*

## Occupation



# City of Bryant, AR 2024 Budget Book



# City of Bryant, AR 2024 Budget Book

## City of Bryant Letter of Transmittal

Dear Citizens of Bryant,

The annual construction of a budget for the upcoming year is important to your community on many levels. First it creates a road map and a mission for how your city government will utilize the resources allotted to them through sales tax, franchise fees, utility rates, fines, as well as permits. This roadmap is then set into place to create, and ultimately fulfill, a long-term vision for the city.

It is the desire of the council and city employees to continue a proactive stance toward our city's growth and avoid being reactive when possible. To do this takes very deliberate action, which begins with good policy and long-term planning. This planning is then implemented one year at a time. The city currently has long-term plans for some departments like water, wastewater, parks and stormwater but not for all departments. The city is continuing to work towards this goal of a long-term plan for each department and to update old plans. A new parks master plan document was distributed in part to the community in the fall of 2023 and new updated water and wastewater plans are due to be completed in the first quarter of 2024.

As we work to achieve our vision, many goals are set. One of the most important of these would be **public safety**. Keeping our citizens and visitors safe while in our community is imperative to the healthy growth of Bryant.

The administration of public safety for the city is implemented by way of several departments, including Police, Fire, Courts, Public Works and Animal Control. As you read this document, you will find that much of our allotted resources (funding) are consumed by our Public Safety Departments.

From the more obvious safety and community response actions that our police, fire and animal control perform to the behind the scenes work of the public works staff ensuring our local water quality is meeting all standards keeping our community healthy is a main priority. Another high safety priority is stormwater management.

It is no secret that as Bryant has grown, so has its traffic concerns. Traffic congestion is frustrating, bad for businesses, and diminishing to a good quality of life. We devote substantial resources to creating a **well-connected community**, again, part of our long-term planning process. Every year, we work to improve our pedestrian and cycling infrastructure, focusing first on connecting our parks, neighborhoods and schools. Many of these improvements are funded through grants that the city applies for in conjunction with city resources. In 2013, Bryant implemented a complete street policy. This policy ensures that as Bryant grows, new developments that will affect our city sidewalk and road infrastructure share in the cost of that impact. By implementing this policy, the city will have to spend less tax revenue on building infrastructure in these areas and can reallocate that money for other much-needed uses within the city. In the future, we will also have the ability to build a connector to the, now under design, Southwest Trail Project. This trail will allow us to link Bryant with communities throughout Central Arkansas through a safe and protected trail system.

The construction of Bryant Parkway, the new north-south traffic corridor partially paid for through 2 bonds issuances approved by the voters, will also have a huge positive impact on Bryant. Not only will it relieve the traffic congestion on Reynolds Road allowing alternate routes for school transportation, it also creates additional pedestrian and bicycle access to these schools as well as neighborhoods and parks. Progress on this project has been slow as the city waited on official Federal Aviation Administration and Federal Housing Administration approval. However, now this has been obtained and the project is set to be completed in 2024!

During 2020, a budding engineering department was moved out of public works and made into its own administrative department in order to better service all the departments of the city. In the fall of 2023 the City Engineer left the city and at this time plans for this department have not been solidified. In 2021 the code and planning departments were combined into one department called community development. This department is not listed under public safety in the annual audit but rather under general government. It is hoped that by combining these departments it will create a new focus and synergy to be enjoyed by the residents of Bryant. These two changes in recent years are examples of **Smart Growth**. Smart Growth is one of our four focus areas as well. Finally, the last significant focus area to be mentioned here is the **health and quality of life** for the citizens and visitors to Bryant. All departments contribute to this goal in one way or another, but the department whose sole focus of this goal is Bryant Parks and Recreation.

# City of Bryant, AR 2024 Budget Book

As Bryant has grown, it has struggled to balance its growth with the desires of those living in our community. There is no doubt that the parks and recreation department has felt this struggle the most. Often, when budget time rolled around Parks was looked upon as a want versus a need. It has received cutbacks in areas that did not allow the employees of that department to deliver the level of services desired by citizens and visitors. This budget season for 2024 is no different in this respect.

However, several things have been different in the 2024 budget season. After keeping the city's millage, the same low rate of 1.9 mills for both real and personal property since 1992 while surrounding areas raised theirs, Bryant City Council on August 26th, 2023 raised the mills to 3.0 on real property and 3.8 on personal property. During November the County informed the Council that differing rates were not allowed so a proposal to keep both at 3.2 comes to Council November 28th. These changes are forecasted to increase revenues and help to fund in part the fire and police payroll increases that were approved by council earlier that same year in February of 2023. In February the Finance Department recommended delaying these increases in expense until a revenue source to cover them could be definitely agreed upon. Because no new revenue sources were identified the general fund deficit will be taken out of savings at the end of 2023.

Additionally, at the August council meeting council approved a special election to be held on November 14, 2023 for voter consideration to bring back the Advertising and Promotion Tax on restaurants for 2% and hotels for 3% along with the use of this tax to fund a bond for a Tennis Complex. Neither of these ballot initiatives were approved by the people of Bryant so bridging the funding gap for Bryant Parks and Recreation remains a problem going forward.

While these and a forecasted sales tax increase of 2% in part covered the gap resulting from those approved unfunded fire and police payroll increases they did not fully bridge that gap and cuts had to be made. There are three general fund positions; Facilities Manager, Purchasing Manager, and Engineering Designer were left unfunded in this 2024 proposed budget. After much work to find another source of revenue or area to cut the \$172K budgeted for a COLA for non fire and police personnel was removed. Additionally the city hall janitorial contract (duties to be picked up by city hall staff) was removed. The city hopes to be able to add these cut items back into the budget if revenues exceed projections in 2024.

Personnel costs make up the largest percentage category for the general fund each year. Therefore, it makes sense that each year a lot of discussion during budget time is devoted to personnel items. Each year the Council reviews the JESAP study and its recommendations along with the budget. A section of this document explores this study's recommendations in detail along with a five-year comparison of personnel numbers for the city as a whole. Endeavors to close the gap between surrounding areas payroll have been positive and the JESAP review said Bryant was only 2.77% below the market average, substantially the lowest difference in ten years.

With growth comes opportunities, change, and challenges. Council and city employees look forward to 2024 and the continued service to you and this community. We are committed to ensuring at all times we are finding creative ways to make the most of the resources you have entrusted to us. We hope you find the following pages breaking down the budget process, department accomplishments, goals, performance measures and accompanying resources to your satisfaction, and that we are being the best stewards possible with the revenues we receive to operate the City of Bryant.

Sincerely, Joy Black  
City of Bryant, Finance Director  
November 20, 2023

# City of Bryant, AR 2024 Budget Book

## Adding Transparency to the Budget Process

During the 2024 Budget Season the Finance Department sent out surveys to City Committee members, Council Members, Department Heads and the survey was posted on the City's website as well. Budget Workshops were held on Committee Meeting nights.

Did you know  
YOUR CITY'S  
BUDGET  
SETS THE  
COMMUNITY'S  
PRIORITIES  
FOR THE YEAR?



WWW.CITYOFBRYANT.COM

**Your city budget is not just an accounting document. It is a management and planning tool for your community.**

**Because the City is limited by the amount of resources available, the Budget helps your city staff and officials in determining what projects or objectives have the HIGHEST priority and will produce the greatest positive impact on our city.**

**City budgets are generally composed of an operating budget, showing expenditures, and a capital budget, which shows the financial plans for long-term capital improvements, facilities, and equipment.**

**In the City of Bryant, there are 3 Major Funds that are highlighted during the budget process.**

**General Fund** which is supported by local sales tax and revenues generated by city processes. This fund is responsible for many of the items Bryant residents consider a quality of life benefit.

**Street Fund:**  
This fund is set by Arkansas state law to account for money to be spent on roads. This money can NOT be used for any projects not pertaining to Streets.

**Water/Wastewater:**  
This fund is made up of several different revenue streams and is used to account for items related to Wastewater (sewer) activities for the residents of Bryant. These revenues are created by your utility bill charges and must pay not only for the daily upkeep of our water and wastewater system but also in the upgrades and repairs needed for aging infrastructure and needs placed on it by the rapid growth the city of Bryant.

# City of Bryant, AR 2024 Budget Book

Survey Draft for 2024 Budget Season

Purpose of the Survey: The Finance Department Staff for the City of Bryant is collecting information related to the Budgetary Process.

Do you have a relative in the Bryant School District? Yes or No (Circle one)  
 Do you work in the city limits of the city of Bryant? Yes or No (Circle one)  
 Do you live in the city limits of the city of Bryant? Yes or No (Circle one)  
 If yes to above how long have you lived in the city of Bryant? \_\_\_\_\_

Do you see yourself still connected to the city of Bryant in 5 years (2029) Yes or No (Circle one)  
 If yes what do you hope will be different in the city of Bryant by 2029? \_\_\_\_\_

What about in 10 years (2034)? \_\_\_\_\_  
 What about in 20 years (2044)? \_\_\_\_\_  
 What would you like to see the city of Bryant do differently in the year 2024? \_\_\_\_\_

Do you have any experience with budgeting? Yes or no (circle one) If yes in what capacity? \_\_\_\_\_

Would you be interested in attending the city 2024 Budget Proposal Meetings on the following dates/topics? Circle any you plan to attend.

Parks – Oct 10<sup>th</sup> at 6pm  
 Water/Wastewater/Street/Stormwater – Nov 7<sup>th</sup> at 6pm  
 Admin including HR, Finance, Com Dev, Engineering, Elected Officials, etc. Nov 28 at 5:30pm  
 Public Safety including Police, Fire, Animal and Courts – Oct 24 at 5:30pm

If you are not planning on attending any of the above, why not? \_\_\_\_\_  
 Would you view them live on Utube? \_\_\_\_\_

Since 2014 our city of Bryant Budgetary Focus Areas have been (in order of \$\$ spent most to least)  
 Public Safety  
 Health and Livability  
 Connectivity  
 Smart Growth

Would you keep these focus areas and order of spending? If not what would you change \_\_\_\_\_

Please email completed surveys to [finance@cityofbryant.com](mailto:finance@cityofbryant.com)

If you have felt this survey was easy to complete and could be helpful to the city Finance staff related to budgeting for 2024 please pass this survey along to another individual concerned with the city of Bryant.



One step in making the budget process more transparent was to reach out to the citizens of Bryant. First, information about the budget and the budget process was placed in the monthly newsletter that is mailed with the water bills, over 9000. Next, The Finance Department provided information by attending the annual Fallfest on September 30, 2023 for the third year in a row. The weather was great and attendance was high at the event. During this event, staff from Finance and Stormwater Departments provided Bryant citizens with information and surveys about the budget process and informed them that their input helps set the priorities of the community. Stormwater issues are a large concern for the citizens of Bryant and continue to be a large budget item. Staff helped each other to get the word out about the budget and proper Stormwater etiquette.



# City of Bryant, AR 2024 Budget Book

## Budget and Process Timeline

The City of Bryant typically begins constructing the budget for the following year in August/September of the previous year. The Finance Director and Mayor meet with the Department Heads and make a listing of any anticipated notable large changes from one year to the next. The Finance Director opens up a draft in the city software and asks Department Heads to go in and input their budgets. Then the Finance Director pulls all of that detail out and puts it into a draft booklet for the Mayor and Department Heads to review. The Mayor and Department Heads make any adjustments and a draft is then presented to Council for adoption, typically at the last Council meeting of the year.

While the audited financial Statements of the City are prepared using an accrual method the budget is prepared using the cash method. The main difference between these two methods for the city of Bryant is the depiction of capital assets and debt. Debt includes both principal and interest payments. For budgetary purposes capital assets are shown as expenses that are approved by Council. These are shown as the 58XX series of accounts. However, in the audited financial Statements these, including debt principal and interest payments, are converted via adjustments to the balance sheet.

Prior to the 2018 Adopted Budget, the budget was adopted by line item which was very cumbersome. In 2018 Council adopted the budget by expense category in the major funds, keeping the limited number of Revenue lines still by line item. This was much easier and efficient to administer the work of the City. With this in mind this 2024 budget will be prepared and presented to Council for approval in that same fashion. This means that the budget can be amended along the same categories/lines that it was adopted for expenses/revenues. Between categories or between depts or funds requires bringing the adjustment back to be approved by City Council. Within the category with in the same department small adjustments can be made with the approval of the Finance Director and the Department Head.

### Budget Timeline

Budget started in Tyler (General Ledger Software) by Dept Heads, Revision I (HR began the process with Payroll)	Weeks	7/22/23-8/26/23
Dept Head meetings to discuss 2024 Budget	Tuesdays	8/1/2023 9/12/2023 9/19/2023
Attended Fallfest with Budget Pamphlets and Materials for Citizen input and Education	Saturday	9/30/2023
Budget Workshop with Council and Committees	Parks	6pm Monday 10/10/2023
	Admin	5:30pm Tuesday 11/28/2023
	Public Safety	5:30pm Tuesday 10/24/2023
	Public Works	6pm Tuesday 11/7/2023
Fullfilling 14-58-201 Mayor to give Budget to Council by Dec 1st	Tuesday	11/28/2023
Budget Adopted by Resolution at Council Meeting	Tuesday	12/1X/2023

# City of Bryant, AR 2024 Budget Book

## Budget/City Strategic Focus Areas

Since 2014 the Four Areas shown below have been the identified and pursued Strategic Focus Areas of the City of Bryant. In this document we have tried to align the Letter of Transmittal along these focus areas as well as all departmental goals, accomplishments and performance measures. Certain departments meet more than one of these goals and are listed as such. This format provides a clear framework around which Department Heads and Departments as a whole can organize their time and resources.

	Governmental	Enterprise W/WW	Gov Debt/ARPA Funding	W/WW Debt	Totals
Public Safety Fire, PD, Animal, Court	\$13,729,597	\$5,064,931	\$ 1,228,957	\$134,665	\$20,158,150
Health and Quality of Life for the Citizens and Visitors to Bryant Parks	\$2,929,263	\$5,064,931	\$ 79,146	\$134,665	\$8,208,005
Connectivity Street, MS4 (Stormwater)	\$4,734,945		\$ 1,706,000		\$6,440,945
Smart Growth Admin, IT, Engineering Community Development	\$1,061,262 \$725,608				\$1,061,262 \$725,608
<b>Totals</b>	<b>\$23,180,675</b>	<b>\$10,129,862</b>	<b>\$ 3,014,103</b>	<b>\$269,330</b>	<b>\$36,593,970</b>

\$30,153,025

NOTE starting with the 2023 budget transfers were no longer planned for Water and Wastewater as new software allowed for separating out those two depts into two separate funds for budgeting purposes.

	General Fund	Street Fund	Water/WW/Storm Funds	Non Major Funds	Total Budgeted Funds
Revenues	19,754,395	4,228,875	10,937,228	24,191,721	59,112,219
Expenditures	19,753,832	6,440,945	10,399,192	31,026,571	67,620,540
<b>Budgeted Change in Fund Balance</b>	<b>563</b>	<b>(2,212,070)</b>	<b>538,036</b>	<b>(6,834,850)</b>	<b>(8,508,321)</b>

NOTE: Non Major Fund change is due mostly to the \$8million budgeted to be spent on the Bryant Parkway in fund 188  
See page 76

	Fund 001 Only	Fund 080 Only	Funds 500/510/515 Only	002-068, 110-187, and 525-700	Totals
<b>Cash Balance at 12/31/23</b>	<b>0</b>	<b>0</b>	<b>0</b>	<b>0</b>	<b>0</b>
Change Proposed	563	(2,212,070)	538,036	(6,834,850)	(8,508,321)
Cash Balances est at 12/31/24	563	(2,212,070)	538,036	(6,834,850)	(8,508,321)

\* Not All projects are planned to complete in 2023. See page 76

# City of Bryant, AR 2024 Budget Book

## RESOLUTION NO. 2023 -3X

### A RESOLUTION PROVIDING FOR THE ADOPTION OF A BUDGET FOR THE CITY OF BRYANT, ARKANSAS FOR THE TWELVE MONTH PERIOD BEGINNING JANUARY 1, 2024 AND ENDING DECEMBER 31, 2024

**WHEREAS**, the City Council has reviewed the proposed budget submitted by the Mayor and;

**WHEREAS**, it is the finding and conclusion of the City Council that the schedules and exhibits of anticipated revenues and expenditures for the calendar year appear appropriate for budgetary purposes.


#### **NOW, THEREFORE, BE IT RESOLVED BY THE CITY COUNCIL OF BRYANT, ARKANSAS THAT:**

**Section 1.** This resolution shall be known as the budget resolution for the City of Bryant, Arkansas, for the twelve (12) month period beginning January 1, 2024 and ending December 31, 2024. The attached budget, incorporated herein, reflects estimated revenues and expenditures as set forth on the succeeding pages.

**Section 2.** The respective funds for each item of expenditure proposed in the budget for 2024 are hereby approved and adopted for the operation of the City of Bryant, Arkansas, by the City Council on this date and constitute an appropriation of funds which are lawfully applicable to the items contained with the budget.

**Section 3.** The Mayor or her duly authorized representative may approve for payment, out of funds appropriated by this budget or otherwise approved by the City Council for that purpose or may disapprove any bills, debts, or liabilities asserted as claims against the City up to a maximum amount allowed by Arkansas law and the payment or disapproval of any bills, debts, or liabilities exceeding that amount shall require the confirmation of this governing body.

**PASSED AND APPROVED this 1X day of December, 2023.**

Signed:   
Rhonda Sanders; Mayor

ATTEST:  
  
Mark Smith, City Clerk



GOVERNMENT FINANCE OFFICERS ASSOCIATION

*Distinguished  
Budget Presentation  
Award*

PRESENTED TO

**City of Bryant  
Arkansas**

For the Fiscal Year Beginning

**January 01, 2023**

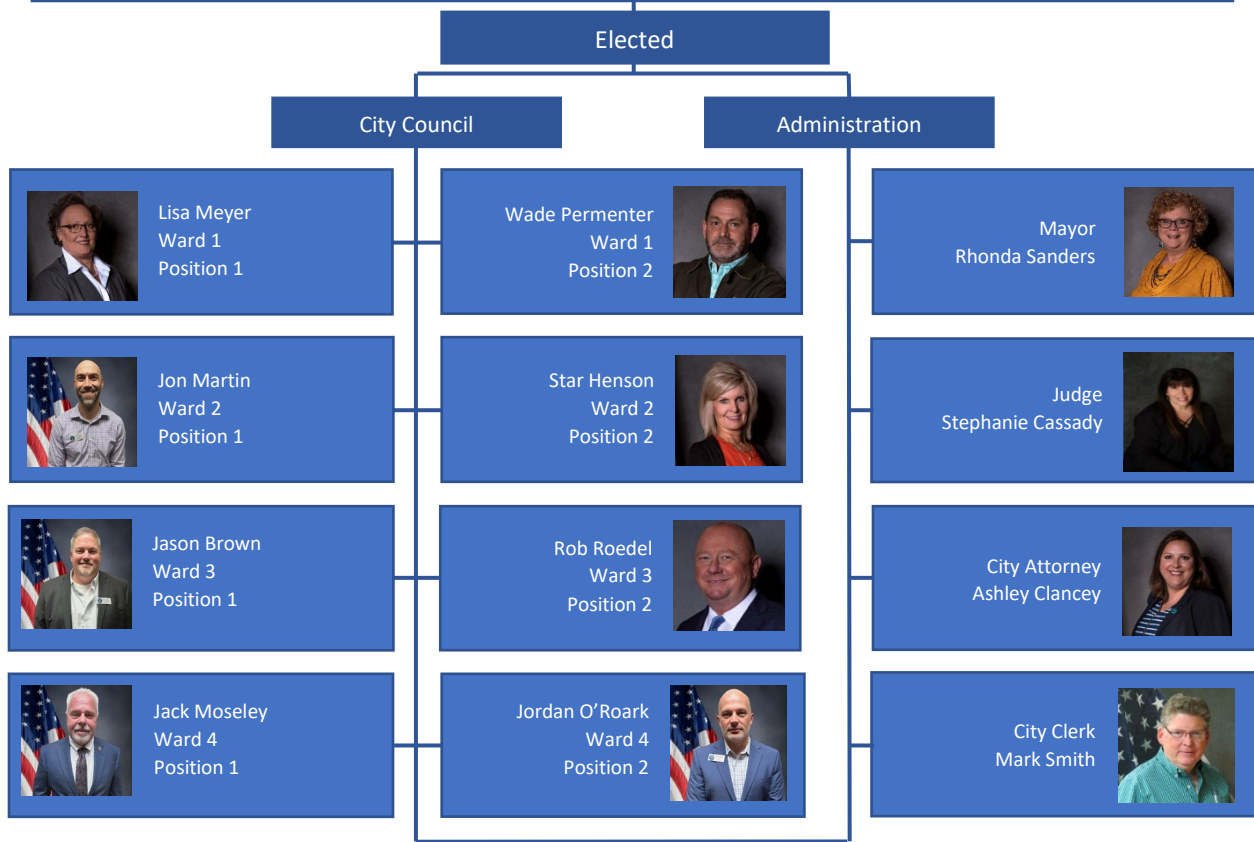
*Christopher P. Morill*

Executive Director

Government Finance Officers Association of the United States and Canada (GFOA) presented a Distinguished Budget Presentation Award to the City of Bryant, Arkansas, for its Annual Budget for the fiscal year beginning January 1, 2023. In order to receive this award, a governmental unit must publish a budget document that meets program criteria as a policy document, as a financial plan, as an operations guide, and as a communicative device. This award is valid for a period of one year only. We believe our current budget continues to conform to program requirements, and we are submitting it to GFOA to determine its eligibility for another award.



# Citizens of Bryant



Recommended by the Mayor & Approved by City Council

Ward 1		Ward 2		Ward 3		Ward 4	
Bryant Planning Commission		Bryant Planning Commission		Bryant Planning Commission		Bryant Planning Commission	
Lance Penfield	Jim Erwin	Walter Burgess	Leonard Speed	Andrea Hooten	Joe Statton	Amy Edwards	Rick Johnson
Bryant Parks Committee		Bryant Parks Committee		Bryant Parks Committee		Bryant Parks Committee	
Amanda Jolly	Renee Curtis	Richard McKeown	Lynn Farmer	Jason Whittington	Cody Crist	Ashley O'Roark	Vacant
Bryant Water/Wastewater Committee		Bryant Water/Wastewater Committee		Bryant Water/Wastewater Committee		Bryant Water/Wastewater Committee	
LeRoy Tinkler	Madison McEntire	Robert Griffin	Kathy Barber	Linda Levart	David Hannah	Wade Boone	Alan Wise

# Appointed by the Mayor

## Administration



Human Resources  
Director  
Charlotte Rue



Finance Director  
Joy Black



IT Director  
Gordon Miller



Director of Community  
Development  
Truett Smith



Engineering Director  
Ted Taylor

## Public Safety



Police Chief  
Carl Minden



Fire Chief  
JP Jordan



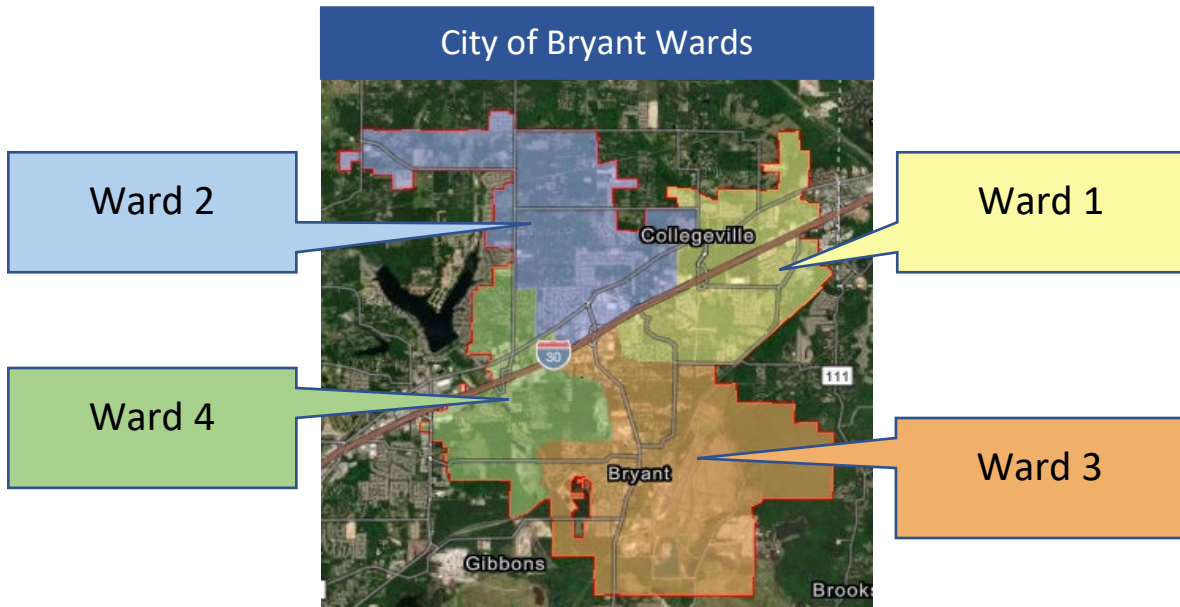
Director of Animal  
Control  
Tricia Power



Parks Director  
Chris Treat



Director of Public  
Works  
Tim Fournier



Find out what ward you are in by visiting the City of Bryant [website](#)

Ward 1	
<b>Council Members</b>	
Lisa Meyer	<a href="mailto:lisa.meyer4bryant@gmail.com">lisa.meyer4bryant@gmail.com</a>
Wade Permenter	<a href="mailto:wade_permenter@yahoo.com">wade_permenter@yahoo.com</a>
<b>Bryant Planning Commission</b>	
Lance Penfield	<a href="mailto:lancepenfield@bpmrealtors.com">lancepenfield@bpmrealtors.com</a>
Jim Erwin	<a href="mailto:jimerwin@swbell.net">jimerwin@swbell.net</a>
<b>Bryant Parks Committee</b>	
Amanda Jolly	<a href="mailto:acjstylist@rocketmail.com">acjstylist@rocketmail.com</a>
Renee Curtis	<a href="mailto:rcurtis@bryantschools.org">rcurtis@bryantschools.org</a>
<b>Bryant Water/Wastewater Committee</b>	
LeRoy Tinkler	<a href="mailto:leroytinkler@yahoo.com">leroytinkler@yahoo.com</a>
Madison McEntire	<a href="mailto:wmmcentire@garverusa.com">wmmcentire@garverusa.com</a>

Ward 2	
<b>Council Members</b>	
Jon Martin	<a href="mailto:jonmartin4bryant@gmail.com">jonmartin4bryant@gmail.com</a>
Star Henson	<a href="mailto:star2365@hotmail.com">star2365@hotmail.com</a>
<b>Bryant Planning Commission</b>	
Walter Burgess	<a href="mailto:waburgess@powertechnology.com">waburgess@powertechnology.com</a>
Leonard Speed	<a href="mailto:leonardaspeed@gmail.com">leonardaspeed@gmail.com</a>
<b>Bryant Parks Committee</b>	
Richard McKeown	<a href="mailto:richard@richardmckeown.com">richard@richardmckeown.com</a>
Lynn Farmer	<a href="mailto:farmer.lynn.1911@gmail.com">farmer.lynn.1911@gmail.com</a>
<b>Bryant Water/Wastewater Committee</b>	
Robert Griffin	<a href="mailto:griffin8153@yahoo.com">griffin8153@yahoo.com</a>
Kathy Barber	<a href="mailto:mammybarber1@gmail.com">mammybarber1@gmail.com</a>

Ward 3	
<b>Council Members</b>	
Jason Brown	<a href="mailto:jasonlovesbryant@gmail.com">jasonlovesbryant@gmail.com</a>
Rob Roedel	<a href="mailto:roblovesbryant@gmail.com">roblovesbryant@gmail.com</a>
<b>Bryant Planning Commission</b>	
Andrea Hooten	<a href="mailto:ahooten@aristotle.net">ahooten@aristotle.net</a>
Joe Statton	<a href="mailto:stattonj@gmail.com">stattonj@gmail.com</a>
<b>Bryant Parks Committee</b>	
Jason Whittington	<a href="mailto:jason6800302@icloud.com">jason6800302@icloud.com</a>
Cody Crist	<a href="mailto:cody675418@gmail.com">cody675418@gmail.com</a>
<b>Bryant Water/Wastewater Committee</b>	
Linda Levert	<a href="mailto:jrandlinda@gmail.com">jrandlinda@gmail.com</a>
David Hannah	<a href="mailto:caydensdad@att.net">caydensdad@att.net</a>

Ward 4	
<b>Council Members</b>	
Jack Moseley	<a href="mailto:jack4cityofbryant@icloud.com">jack4cityofbryant@icloud.com</a>
Jordan O'Roark	<a href="mailto:jordanlovesbryant@gmail.com">jordanlovesbryant@gmail.com</a>
<b>Bryant Planning Commission</b>	
Amy Edwards	<a href="mailto:amy.edwards0000@gmail.com">amy.edwards0000@gmail.com</a>
Rick Johnson	<a href="mailto:rjcable@comcast.net">rjcable@comcast.net</a>
<b>Bryant Parks Committee</b>	
Ashley O'Roark	<a href="mailto:ashleyoroark@gmail.com">ashleyoroark@gmail.com</a>
<b>Bryant Water/Wastewater Committee</b>	
Wade Boone	<a href="mailto:hwbcib@sbcglobal.net">hwbcib@sbcglobal.net</a>
Alan Wise	

# City of Bryant, AR 2024 Budget Book

The City of Bryant have put in place several policies to promote compliance and integrity in accordance to Arkansas Code annotated.

As a municipality, the City of Bryant has an established system of internal control that provides reasonable assurance that objectives have been achieved in 1) the effectiveness and efficiency of operations, 2) the reliability of financial reporting and 3) compliance with applicable laws and regulations. The City of Bryant also has established an effective anti-fraud program that: 1) creates a culture of honesty, 2) evaluates the risks of fraud and implements the processes, procedures and controls needed to mitigate those risks and 3) develops an appropriate oversight process. It is the policy of the City of Bryant, to the extent that is reasonable, to conduct its contracting affairs in an open, competitive manner.

## **ACCOUNTING, AUDITING AND FINANCIAL REPORTING CITY POLICIES**

The City's accounting and financial reporting systems will be maintained in conformance with Generally Accepted Accounting Principles (GAAP) and the standards set by the Governmental Accounting Standards Board (GASB) and the Government Finance Officers Association (GFOA).

An independent public accounting firm will perform an annual audit. The auditor's opinion will be included with the City's published Annual Financial Reports.

The City's Budget should satisfy criteria as a financial and programmatic policy document, as a comprehensive financial plan, as an operations guide for all organizational units and as a communications device for all significant budgetary issues, trends and resources.

Monthly Reports shall be prepared and presented to the Bryant City Council on a timely basis.

Balancing the budget - the state of Arkansas requires that a balanced budget be presented to Council by December 1st before the year of the budget proposed in State Statute 14-58-201.

Ordinance 2007-35 , ACA 14-58-303 and ACA 14-58-306, outlines that the Mayor may sell city assets not exceeding \$6000 in fair market value without competitive bidding. The sale of city assets over \$6000 in fair market value must be brought to council for disposal approval and recommendations.

Ordinance 2014-01 ACA 14-43-501 provides for organization of the City Council meetings and approval of the financial report from the previous month as a new business item at each monthly council meeting.

Ordinance 2021-26 ACA 19-1-505 outlines investments for municipal governments and creates an Investment Advisory Board to oversee and make recommendations regarding investments of monies regulated by the policy.

Ordinance 2022-18 ACA 14-59-105 establishes best practices for internal controls to make electronic fund disbursements of municipal funds.



# City of Bryant, AR 2024 Budget Book

## **DEBT MANAGEMENT CITY POLICIES**

The City will seek to maintain and, if possible, improve its current bond rating in order to minimize borrowing costs and preserve access to credit. The City will encourage and maintain good relations with financial bond rating agencies and will follow a policy of full and open disclosure.

Every future bond issue proposal will be accompanied by an analysis showing how the new issue combined with current debt impacts the City's debt capacity and conformance with City debt policies.

Financing shall not exceed the useful life of the asset being acquired.

The City will not use long-term debt to finance current operations.

The general policy of the City is to fund capital projects (infrastructure) with new, dedicated streams of revenue or voter approved debt. Nonvoter approved debt may be utilized when a dedicated revenue source other than general revenue can be identified to pay debt service expenses.

Interest earnings on bond proceeds will be limited to: 1) funding the improvements specified in the authorizing bond ordinance; or 2) payment of debt service on the bonds.

Utility rates will be set to ensure debt service coverage exceeds the bond indenture requirement of 110%.

The City shall comply with the Internal Revenue Code Section 148 - Arbitrage Regulation for all tax-exempt debt issued.

Proceeds from debt will be used in accordance with the purpose of the debt issue. Funds remaining after the project is completed will be used in accordance with the provisions stated in the bond ordinance that authorized the issuance of the debt.

## **CAPITAL MANAGEMENT CITY POLICIES**

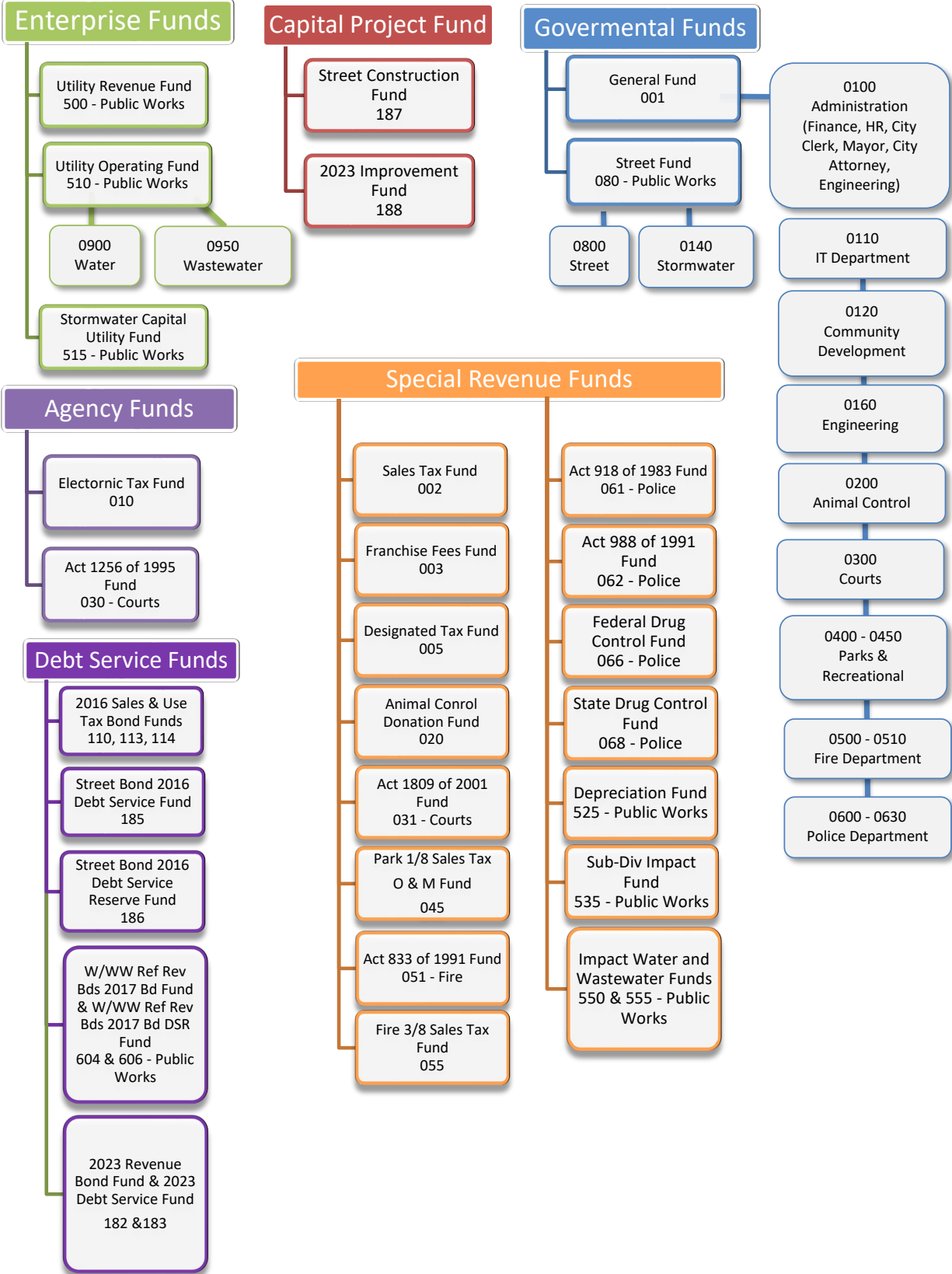
A Capital Improvement Plan will be updated annually, including anticipated funding sources. Capital improvement projects are defined as infrastructure or equipment purchases or construction that results in a capitalized asset costing more than \$5,000 and having a useful life (depreciable life) of two (2) years or more, per Resolution 2021-03.

Proposed capital projects will be reviewed by a cross-departmental team for accurate costing (design, capital, and operating), congruence with City objectives and prioritized by a set of deterministic criteria. Financing sources will be sought for the highest-ranking projects.

Capital improvement operating budget impacts will be coordinated with the development of the annual operating budget. Future operating, maintenance, and replacements costs will be considered.

# City of Bryant, AR 2024 Budget Book

## FUND STRUCTURE ORGANIZATION CHART



# City of Bryant, AR 2024 Budget Book

## Governmental Funds

General Fund (001) is the city's primary operating fund. It accounts for all financial resources of the general government except those required to be accounted for in another fund.

Street Fund (080) is a special revenue fund to account for all activities associated with maintaining and constructing streets. Arkansas statutes that provide funding for street and drainage projects require that these activities be accounted for separately. The Street fund is financed by state turnback funds, and a portion of a state-wide 1/2 cent sales tax approved by the voters in July 2013.

## Capital Project Fund

Street Construction Fund (187) were designated to be spent within three years of the 2016 Sales & Use Bond for park and street capital projects. Bond funds remaining in 2020 are encumbered for work in progress.

2023 Improvement Fund (188) were designated to be spent within three years of the 2023 Sales & Use Bond for the second half to the Parkway.

## Enterprise Funds

Utility Revenue Fund (500) is used to account for activities associated with collecting the revenues of water, wastewater, and stormwater via the monthly bill collections.

Utility Operating Fund (510) is used to account for activities associated with collecting, treating, and disposing sewage from customers in one department 0950 and the treatment and distribution of drinkable water to customers in another department 0900.

Stormwater Utility Fund (515) is used to account for activities associated with completing major capital stormwater projects.

## Agency Funds

Electronic Tax Fund (010) is used to house payroll associated liabilities and sales taxes as they come in from the state. Any funds left in this fund over a period belong to another entities such as the state or county or to employees, etc. This fund merely serves as a clearing fund.

Act 1256 of 1995 (030) Administration of Justice Fund - ACA 16-10-308 established that cities would receive a share of the uniform court costs and filing fees levied by the state law. These may be used to defray a part of the expenses of the administration of justice in the City. These funds are kept and spent from this fund.

# City of Bryant, AR 2024 Budget Book

## Special Revenue Funds

Sales Tax Fund (002) is where the initial deposits of sales tax collections from the state before being distributed to other funds. For audit purposes it is shown with the General Fund (001).

Franchise Fees (003) is where the initial deposit of franchise fees collected from utility companies before being distributed to other funds. For audit purposes, it is shown with the General Fund (001).

Designated Tax Fund (005) Bryant Ordinance no. 1996-08 (March 25, 1996) provided for the levy of a one cent sales and use tax for the purpose of street improvements (30%), fire department (25%), police department (25%), city parks (10%), and animal control (10%).

Act 1809 of 2001 (031) District Court Automation Fund ACA 16-13-704 established that 1/2 of \$5 per month on each person in the court could only be used for court-related technology. These funds are kept and spent from this fund

Park 1/8 Sales Tax O & M (045) Bryant City Code 12.32.01 (2013) levied a .125% sales and use tax to be used to acquire, construct, improve, expand, equip, furnish, operate and maintain new or existing park and recreational facilities, including parking, landscaping, signage, lighting, concession, road and utility improvements, and to pay and secure the repayment of park and recreational bonds.

Animal Control Donation (020) Bryant City Code 6.12.01 (2013) via Ordinance 2011-24 established fund to receive donations for the animal control department to be used for any purpose reasonably related to the care, custody, and control of animals secured by the department including training, education, and assistance.

Act 833 of 1991 (051) Fire Equipment and Training fund is used to account for specific revenues per ACA 14-284-403, 404 which requires insurance premium tax funds to be distributed by the County to municipal fire departments for training, purchase and improvement of fire fighting equipment, initial capital construction or improvements of fire departments, insurance for buildings and utilities costs.

Fire 3/8 Sales Tax (055) Bryant City Code 2.36.07 (2013) levied a .375% sales and use tax to be used to operate and maintain; acquire apparatus and equipment, acquire, construct, improve, and expand facilities; to pay and secure repayment of fire department bonds

Act 918 of 1983 (061) ACA 12-41-701 established the ability of cities to receive a portion of fines and penalties from the Courts to be used for law enforcement purposes. These funds are kept and spent from this fund.

Act 988 of 1991 (062) ACA 27-22-103 established the ability of cities to receive the fine for citizens who fail to insure their motor vehicles and use those fines for the purchase and maintenance of rescue, emergency medical, and law enforcement vehicles, communication equipment, animals owned or used by law enforcement agencies, life saving medical apparatus, and law enforcement apparatus. These funds are kept and spent from this fund.

Federal Drug Control (066) and State Drug Control (068) established that asset forfeitures resulting from drug offense cases should go to the arresting agency. These revenues shall only be used for law enforcement purposes.

Depreciation WW (525) holds money set aside each month by the Customer Service Management Group per the Bond Debt Covenants.

Sub-Div Impact Fund (535) collected by Code Enforcement for Water and Wastewater.

Impact Water and Wastewater Funds (550 & 555) holds money collected by Code Enforcement as well approximately \$600 collected for Water and \$500 for Wastewater.

# City of Bryant, AR 2024 Budget Book

## Debt Service Funds

2016 Sales & Use Tax Bond Funds (110, 113, 114) These bonds were obtained to fund two Fire Stations, several Parks Projects and the Street connection from I30 to the Airport.

Street Bond 2016 Debt Service Fund (185) These bond funds were refunded in 2016 and the proceeds used to fund the on off ramp connecting I30 to the Street discussed above connecting I30 to the Airport and providing traffic relief along Reynolds Road.

Street Bond 2016 Debt Service Reserve Fund (186) is the Debt Bond Requirement for the 2016 Franchise Fee Funded Bonds.

W/WW Ref Rev Bds 2017 Bond Fund and W/WW Ref Rev Bond Debt Service Revenue Fund (604 & 606) hold money associated with the 2017 Water/Wastewater Revenue Bonds - These bonds have been refunded and used several times to fund various Water and Wastewater infrastructure needs.

The 2023 Revenue Bond Fund (182) is used to pay the bond to the Trustee Regions & the 2023 Debt Service Fund (183) is the Debt Bond requirement to support the 2023 Bond issuance.

# City of Bryant, AR 2024 Budget Book

## Summary of 2020 -2023 and Category Totals for Major Funds

Adopted 2020 Revenues	5,749,000	7,000	511,500	743,420	2,165,495	3,060,950	1,585,480	550,755	14,373,600	3,132,833	8,067,892	
Adopted 2020 Expenses	1,089,839	265,467	525,860	485,408	2,573,923	4,167,010	4,879,244	386,849	14,373,600	3,822,657	12,961,816	
Proposed 2020 Net	4,659,161	(258,467)	(14,360)	258,012	(408,428)	(1,106,060)	(3,293,764)	163,906	(0)	(689,824)	(4,893,925)	
Requested Revision I	Engineering	Admin	Planning	Animal Control	Court	Park	Fire	Police	Code	General TOTAL	Street	Water/WW
Proposed 2021 Revenues	0	5,925,004	7,000	554,004	743,420	2,209,495	3,243,454	1,914,984	532,870	15,130,231	3,862,833	17,992,735
Proposed 2021 Expenses	37,360	757,659	260,618	552,845	508,236	2,631,470	4,475,767	5,478,426	434,022	15,136,403	5,579,040	21,118,920
Proposed 2021 Net	(37,360)	5,167,345	(253,618)	1,159	235,184	(421,975)	(1,232,313)	(3,563,442)	98,848	(6,172)	(1,716,207)	(3,126,185)
Requested Revision I	Engineering	Admin	Planning	Animal Control	Court	Park	Fire	Police	Community Development*	General TOTAL	Street	Water/WW
Proposed 2022 Revenues	0	6,987,736	0	629,334	743,420	2,390,621	3,767,410	2,087,064	566,120	17,171,705	4,332,276	18,609,235
Proposed 2022 Expenses	47,910	1,143,474	0	791,845	509,826	2,820,934	4,772,165	6,267,374	752,709	17,106,238	5,583,919	25,121,271
Proposed 2022 Net	(47,910)	5,844,262	0	(162,511)	233,594	(430,313)	(1,004,755)	(4,180,310)	(186,589)	65,467	(1,251,643)	(6,512,036)
Requested Revision I	Admin	Community Development*	Animal Control	Court	Park	Fire	Police	Community Development*	General TOTAL	Street	Water/WW/Storm(515)	
Proposed 2023 Revenues	0	7,359,408	617,250	666,501	743,420	2,441,247	4,017,705	2,179,982	18,025,513	4,143,777	11,007,359	
Proposed 2023 Expenses	0	1,113,333	758,379	799,618	692,857	2,993,511	4,910,676	6,597,139	17,865,513	4,534,758	11,647,885	
Proposed 2023 Net	0	6,246,075	(141,129)	(133,117)	50,563	(552,264)	(892,971)	(4,417,157)	0	160,000	(390,981)	(640,526)
Requested Revision I	Admin	Community Development*	Animal Control	Court	Park	Fire	Police	Community Development*	General TOTAL	Street	Water/WW/Storm	
Proposed 2024 Revenues	0	8,707,220	679,300	694,700	743,420	2,419,825	4,220,450	2,289,480	19,754,395	4,228,875	10,937,228	
Proposed 2024 Expenses	0	1,061,262	725,608	843,555	669,695	3,008,409	5,768,521	7,676,783	19,753,832	6,440,945	10,399,192	
Proposed 2024 Net	0	7,645,958	(46,308)	(148,855)	73,725	(588,584)	(1,548,071)	(5,387,303)	0	563	(2,212,070)	538,036

*\*Community Development was created after Planning and Code were combined in 2022*

75% See below the percentage of general fund revenues made up by taxes. As noted elsewhere in this document the City needs to diversify its revenue streams.

Revenues	% of Total GF											
Sales Tax (shown as Transfs)	75%	6,767,000	125,000	659,200		1,483,200	4,120,000	1,648,000	14,802,400	1,977,600		
Wholesale Fuel 4150	0%	0							0	120,000		
Property Millage 4151	7%	1,330,000					55,700		1,385,700	444,000		
State Turnback 4150	2%	309,220							309,220	804,000		
1/2 cent lane hwy 4152	0%	0								456,000		
Other	16%	301,000	554,300	35,500	743,420	936,625	44,750	641,480	3,257,075	427,275	10,937,228	
<b>Total</b>	<b>101%</b>	<b>8,707,220</b>	<b>679,300</b>	<b>694,700</b>	<b>743,420</b>	<b>2,419,825</b>	<b>4,220,450</b>	<b>2,289,480</b>	<b>0</b>	<b>19,754,395</b>	<b>4,228,875</b>	<b>10,937,228</b>
<b>Expenses</b>												
Personnel	76%	424,724	588,940	710,824	481,805	1,751,222	5,040,102	5,943,809	14,941,425	1,954,817	3,496,003	
Building & Grounds	7%	49,573	9,425	47,740	17,996	833,890	189,808	156,109	1,304,541	247,652	861,299	
Vehicle	3%	34,563	25,743	9,056	56,597	138,311	344,004	608,274	321,657	333,020		
Supply	2%	12,900	4,500	26,150	12,000	74,900	169,800	60,000	360,250	503,904	2,398,200	
Operations	2%	107,362	40,300	2,325	149,521	32,623	14,000	16,380	362,512	336,400	570,500	
Professional Services	2%	84,290	47,700	35,000	4,500	161,925	1,600	10,000	345,015	513,050	581,600	
Miscellaneous	2%	252,850	9,000	4,000	3,872	18,105	10,900	87,825	386,552	57,465	143,240	
Intergovernmental Tsfr	0%	0							0		276,000	
Contract/Don/Overlays/Reimbur/	1%	95,000						33,700	128,700	800,000		
Bonds/Leases	6%		7,680			68,800	174,000	926,293	1,176,773		269,330	
Capital Assets/Leases/Int Exp	1%			780		10,346	30,000	98,664	139,790	1,706,000	1,470,000	
<b>Total</b>	<b>100%</b>	<b>1,061,262</b>	<b>725,608</b>	<b>843,555</b>	<b>669,695</b>	<b>3,008,409</b>	<b>5,768,521</b>	<b>7,676,783</b>	<b>0</b>	<b>19,753,832</b>	<b>6,440,945</b>	<b>10,399,192</b>

Each month the City receives 3% of sales tax back from the State of Arkansas. This 3% is mandated by the Citizens via vote to be spent on the following listed categories. You can see from the charts above and below what a large percentage Sales Taxes make up of the overall total Revenues for the General Fund.

The chart below shows how the 3% sales tax above is allocated and budgeted for 2024.

	Monthly	Annually
1% GF	549,333	6,592,000
1/8 Parks	68,667	824,000
3/8 Fire	206,000	2,472,000
4/8 Bond	274,667	3,296,000
Animal 10%	54,933	659,200
Parks 10%	54,933	659,200
Fire 25%	137,333	1,648,000
Police 25%	137,333	1,648,000
Street 30%	164,800	1,977,600
<b>Total</b>	<b>1,648,000</b>	<b>19,776,000</b>
Divided by 3	549,333	6,592,000

Stormwater Related Cap in Street Fund also in 515 Fund

	815,000
Street Cap	2,506,000
Total	3,321,000
Water Cap	720,000
WW Cap	750,000
Total W.WW	1,470,000

Plans for Fund Balances for the three major funds (General, Street, and Water/Wastewater) are shown above and on the Focus Area page 1X. Street completed several projects in 2023. However, a few projects for both Street and Water/Wastewater were carried over via Purchase Order Encumbrances so separately adopted by Council and not in this budget. Any dipping into Fund Balances is the result of Capital Plans. Street adopted capital plans for \$1,706,000 (plus non cap overlays of \$800,000) in this budget and Water/Wastewater adopted plans for \$1,607,000 (plus \$1,000,000 of depreciation expense as well). While these plans were adopted in this budget in these amounts it is likely that they will be on going in part into 2025. These capital plans for Public Works (Street, Stormwater, and Water/Wastewater) will necessitate that the Finance Director and the Public Works Director work closely together to monitor and adjust as needed the cash flow plans. Note further that some one time capital projects will be requested out of General Fund savings in January of 2024 after this initial budget was adopted. Council wisely waited to see how the year ended before approving these projects. Council and the Administration has followed this process for the past several years.

# City of Bryant, AR 2024 Budget Book

## General Fund 001 Revenue Review

Requested Revision I	Admin (Includes Eng)		Community Development*		Animal Control	Court	Park	Fire	Police	General TOTAL
	75%	See below the percentage of general fund revenues made up by taxes.	75%	See below the percentage of general fund revenues made up by taxes.						
<b>Revenues</b>	<b>% of Total GF</b>									
Sales Tax (shown as Transfers)	75%	6,767,000	125,000	659,200			1,483,200	4,120,000	1,648,000	14,802,400
<b>Fees</b>	<b>8%</b>		<b>553,300</b>	<b>35,500</b>			<b>936,625</b>	<b>19,500</b>		<b>1,544,925</b>
Property Millage 4151	7%	1,330,000						55,700		1,385,700
Fines	4%			743,420						743,420
SRO Contract/Grants	3%							571,480		571,480
State Turnback 4150	2%	308,220								308,220
Interest Revenue	2%	300,000								300,000
Other/Misc.	0%	2,000					25,250			27,250
<b>Total</b>	<b>100%</b>	<b>8,707,220</b>	<b>678,300</b>	<b>694,700</b>	<b>743,420</b>	<b>2,419,825</b>	<b>4,220,450</b>	<b>2,219,480</b>		<b>19,683,395</b>

Each month the City receives 3% of sales tax back from the State of Arkansas. This 3% is mandated by the Citizens via vote to be spent on the following listed categories. You can see from the charts above and below what a large percentage Sales Taxes make up of the overall total Revenues for the General Fund.

The chart below shows how the 3% sales tax above is allocated and budgeted for 2024.

	Monthly	Annually
1% GF	549,333	6,592,000
1/8 Parks	68,667	824,000
3/8 Fire	206,000	2,472,000
4/8 Bond	274,667	3,296,000
Animal 10%	54,933	659,200
Parks 10%	54,933	659,200
Fire 25%	137,333	1,648,000
Police 25%	137,333	1,648,000
Street 30%	164,800	1,977,600
<b>Total</b>	<b>1,648,000</b>	<b>19,776,000</b>

Divided by 3

	549,333	6,592,000
--	---------	-----------

Three Major Changes took place between the 2023 and the 2024 General Fund Budgets related to Revenues. First both budgeted grant and interest revenues were drastically increased. PD received an Ark Opioid Recovery Program Grant which had to be shown on both the revenue and expense sides of the budget and new more favorable banking terms were negotiated. Lastly Council raised the Millage rate for the first time in 31 years. Before these changes the percentage of general fund revenues from sales tax was even higher than the 75% shown here.

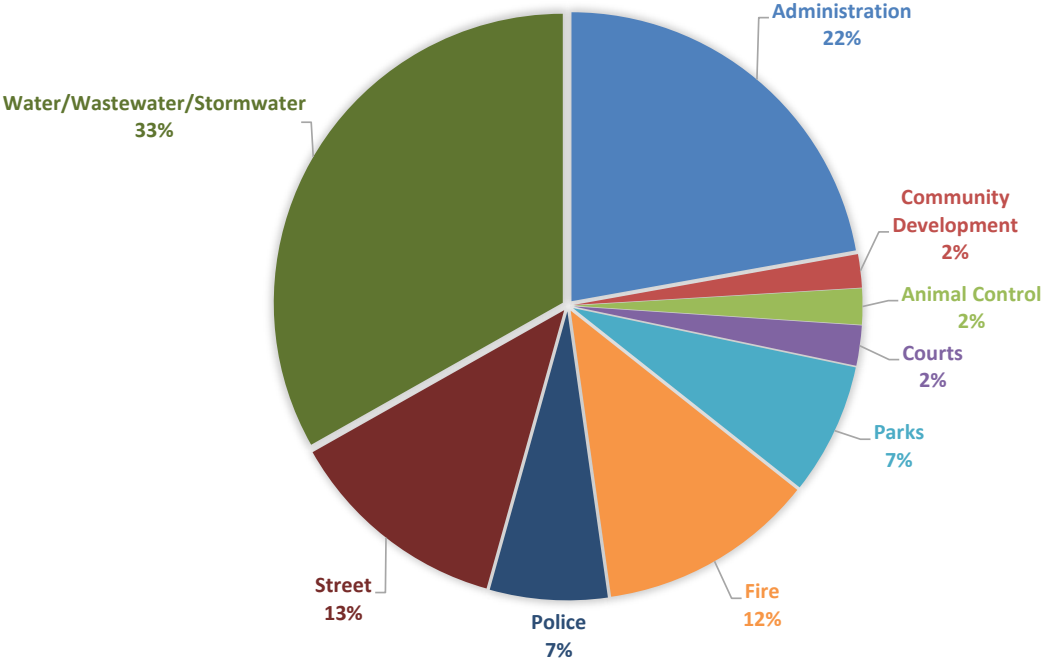
### Sales Tax 13 Year Review

City Sales & Use Tax (Three Cent Sales Tax)	January	February	March	April	May	June	July	August	September	October	November	December		
2011	838,829	1,036,222	750,597	789,903	882,126	852,639	876,781	882,602	874,371	888,881	884,298	846,277	4.56%	
2012	861,185	1,067,401	805,450	893,549	1,029,730	927,500	967,355	970,081	881,285	943,937	927,061	884,848	0.40%	
2013	930,471	1,087,258	866,467	922,534	1,006,764	964,906	983,742	985,949	898,138	958,546	927,035	888,383	7.41%	
2014	963,538	1,021,873	808,370	903,239	1,033,766	894,179	1,006,970	963,548	950,648	971,548	976,553	954,234	6.09%	
2015	901,561	1,162,729	817,653	956,557	1,103,469	1,043,758	1,098,929	1,118,196	1,075,314	1,120,300	1,074,631	1,012,371	2.33%	
2016	1,002,072	1,202,594	885,470	976,896	1,135,189	920,742	1,072,236	1,068,443	1,097,107	1,084,466	1,089,853	1,035,963	-1.67%	
2017	1,047,642	1,291,007	966,327	987,020	1,129,225	1,051,411	1,166,069	1,105,701	1,088,135	1,111,557	1,088,240	1,018,661	7.30%	
2018	1,063,307	1,295,841	969,264	939,761	1,245,252	1,093,015	1,195,341	1,240,049	1,179,113	1,056,462	1,099,036	1,093,013	5.94%	
2019	1,162,181	1,323,467	1,043,677	1,027,608	1,205,192	1,190,014	1,258,250	1,257,197	1,140,531	1,243,134	1,155,335	1,157,926	19.83%	
2020	1,183,215	1,157,716	1,085,494	1,086,993	1,259,760	1,254,769	1,356,933	1,434,834	1,373,873	1,330,458	1,460,079	1,387,558	6.09%	
2021	1,384,300	1,648,283	1,323,761	1,149,770	1,663,928	1,570,489	1,526,745	1,567,875	1,457,964	1,442,486	1,461,326	1,472,039	0.12%	
2022	1,526,292	1,718,945	1,351,358	1,298,432	1,607,146	1,536,274	1,593,433	1,659,393	1,643,537	1,546,075	1,624,905	1,473,834	0.08%	
2023	1,552,955	1,810,466	1,448,484	1,417,543	1,698,816	1,646,626	1,677,458	1,670,302	1,652,549	1,679,085	<b>1,493,668</b>	<b>1,475,000</b>	<b>-99.92%</b>	
	26,663	91,521	97,127	119,111	91,670	110,352	84,025	10,909	9,012	133,010	(131,237)	1,166	(0.03)	
							highlighted are the estimated last months of the year				18,579,623	353,012.84	18,932,635.85	(1.03)
												1,577,719.65		
2024 estimated/forecasted	1,648,000	1,648,000	1,648,000	1,648,000	1,648,000	1,648,000	1,648,000	1,648,000	1,648,000	1,648,000	1,648,000	1,648,000	19,776,000	
Diff from 2023	(95,045)	162,466	(199,516)	(230,457)	50,816	(1,374)	29,458	22,302	4,549	31,085	(154,332)	(173,000)	(553,048)	

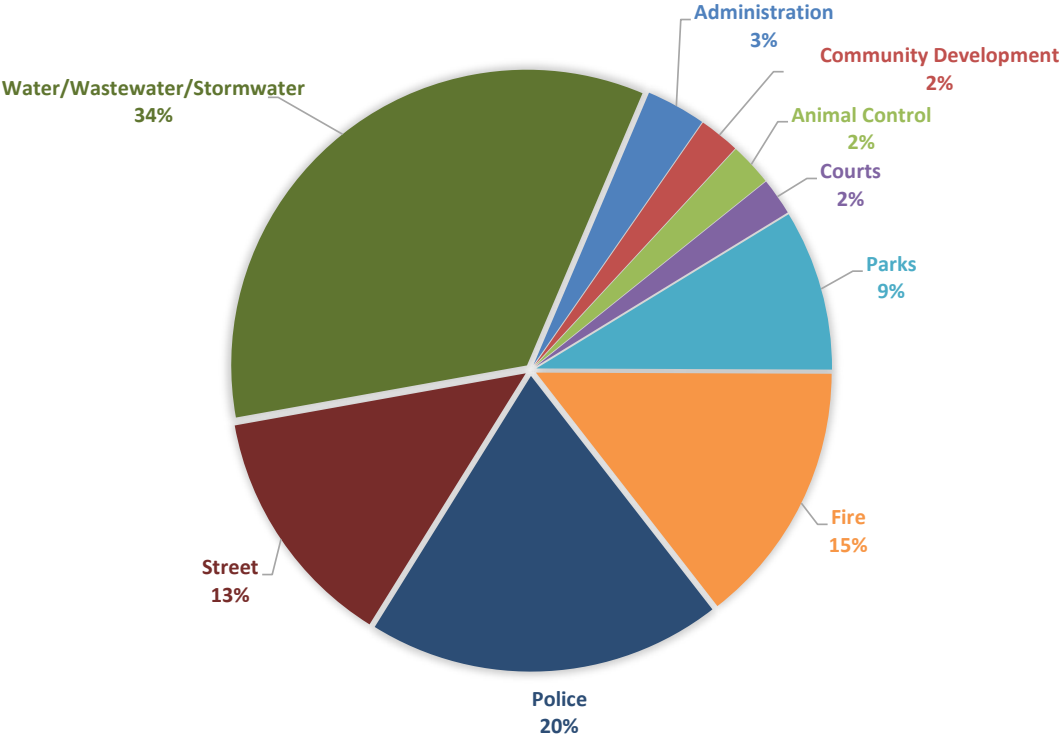
# City of Bryant, AR 2024 Budget Book

## Summary of 2020 -2022 and Category Totals for Major Funds

**TOTAL REVENUE PER DEPARTMENT**



**TOTAL EXPENSES PER DEPARTMENT**



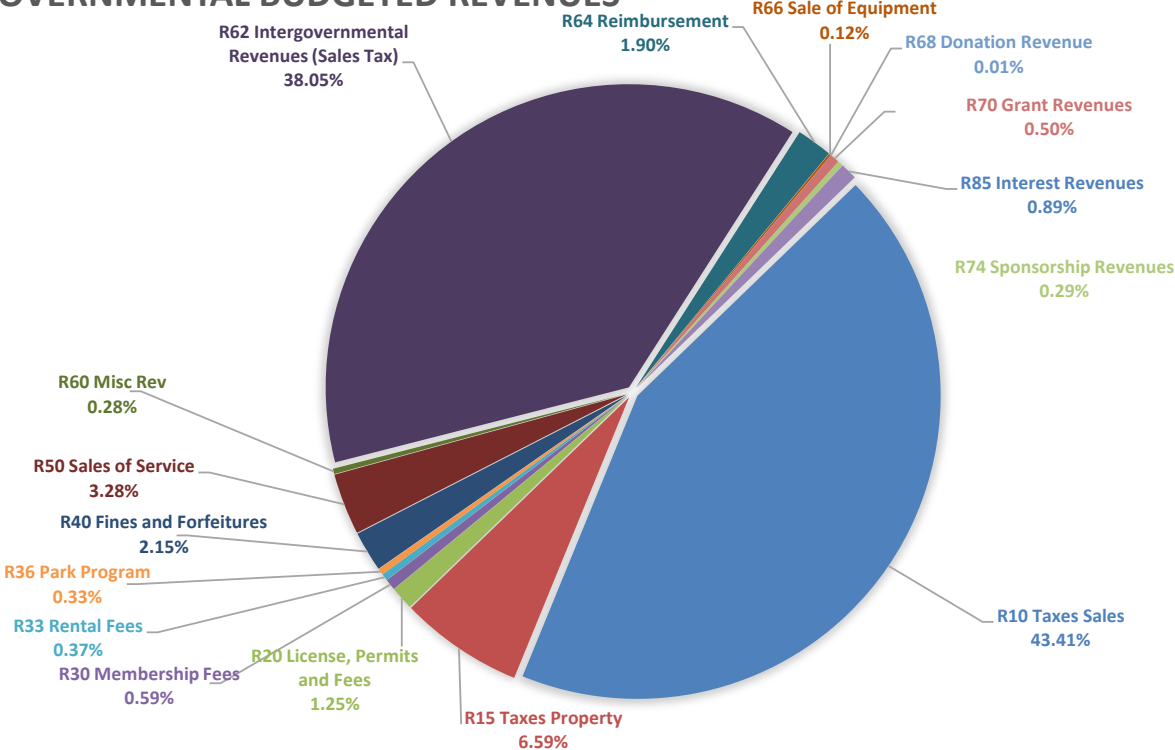


## City of Bryant, AR 2024 Budget Book

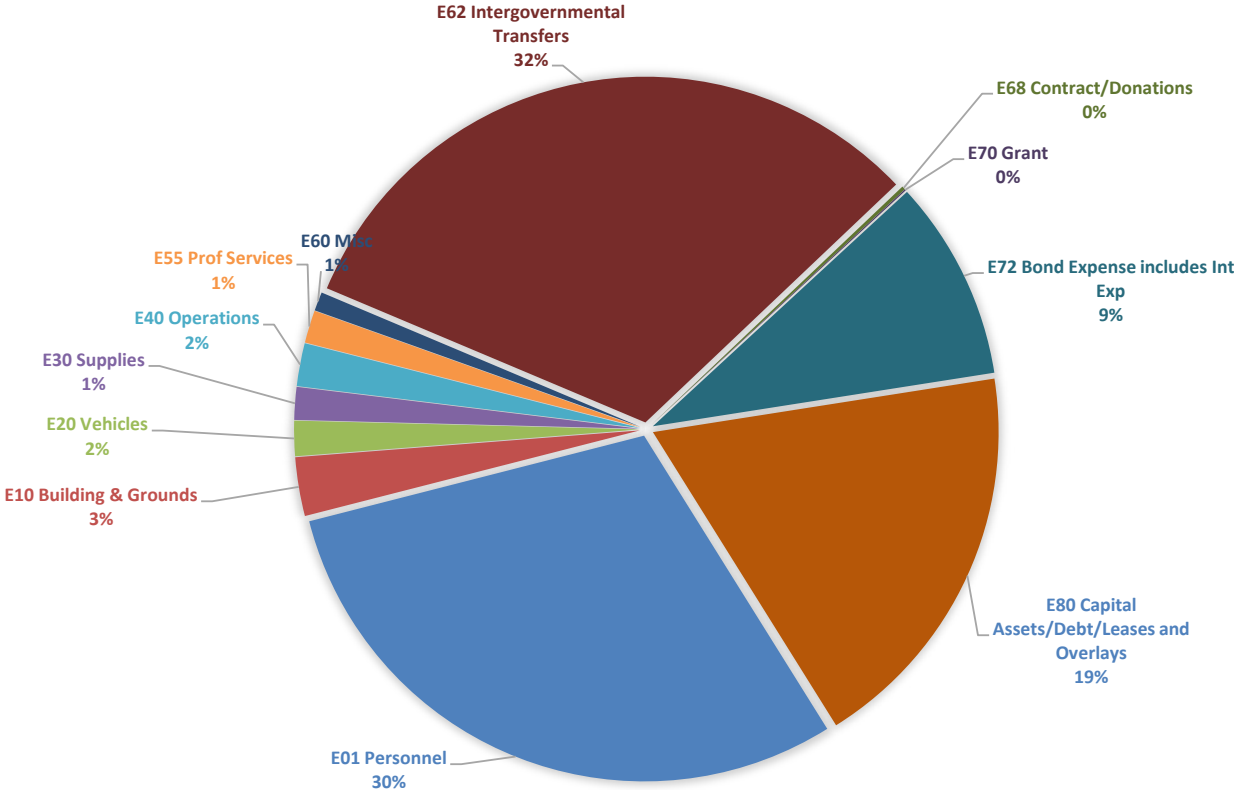
Category	Accounts	Budgeted Amounts	Enterprise/ Governmental
R20 License, Permits and Fees	4200-4258	85,000.00	E
R50 Sales of Service	4504-4569	10,735,722.00	E
R60 Misc Rev	4600	51,500.00	E
R62 Intergovernmental Revenues	4625-4632	541,150.00	E
R64 Reimbursement	4640-4560	200,000.00	E
R66 Sale of Equipment	4900	0.00	E
R85 Interest Revenues	4850	2,000.00	E
E01 Personnel	5000-5070	3,496,003.15	E
E10 Building & Grounds	5102-5145	861,298.66	E
E20 Vehicles	5200-5225, 5240	333,020.07	E
E30 Supplies	5300-5380	2,398,200.00	E
E40 Operations	5405-5547	570,500.00	E
E55 Prof Services	5550-5593	581,600.00	E
E60 Misc	5600-5650	143,240.00	E
E62 Intergovernmental Transfers	5625-5642	6,091,150.00	E
E68 Contract/Donations	5680-5682	0.00	E
E70 Grant	5700-5705	0.00	E
E72 Bond Expense includes Int Exp	5722	282,349.96	E
E80 Capital Assets/Debt/Leases and Overlays	5800-5910	2,120,000.00	E
R10 Taxes Sales	4656	20,357,000.00	G
R15 Taxes Property	4150-4152	3,090,920.00	G
R20 License, Permits and Fees	4200-4258	584,300.00	G
R30 Membership Fees	4300-4323	277,475.00	G
R33 Rental Fees	4332-4354	172,450.00	G
R36 Park Program	4259-4260, 4360, 4390	155,500.00	G
R40 Fines and Forfeitures	4400-4428	1,006,430.00	G
R50 Sales of Service	4500-4534	1,537,700.00	G
R60 Misc Rev	4600, 4602, 4394, 4650	133,270.00	G
R62 Intergovernmental Revenues (Sales Tax)	4626-4629	17,843,321.00	G
R64 Reimbursement	4640, 4560	893,000.00	G
R66 Sale of Equipment	4900	56,000.00	G
R68 Donation Revenue	4680, 4682	2,500.00	G
R70 Grant Revenues	4700-4705	233,700.00	G
R74 Sponsorship Revenues	4740-4742	135,500.00	G
R85 Interest Revenues	4850	417,775.00	G
E01 Personnel	5000-5070	16,901,442.36	G
E10 Building & Grounds	5102-5145	1,552,192.84	G
E20 Vehicles	5200-5225	929,931.01	G
E30 Supplies	5300-5380	864,154.08	G
E40 Operations	5405-5547	1,134,961.60	G
E55 Prof Services	5550-5593	860,565.00	G
E60 Misc	5600-5650	497,517.00	G
E62 Intergovernmental Transfers	5625-5642	17,843,321.00	G
E68 Contract/Donations	5680-5682	95,000.00	G
E70 Grant	5700-5705	33,700.00	G
E72 Bond Expense includes Int Exp	5722	5,300,562.85	G
E80 Capital Assets/Debt/Leases and Overlays	5800-5910	10,506,000.00	G

# City of Bryant, AR 2024 Budget Book

## GOVERNMENTAL BUDGETED REVENUES

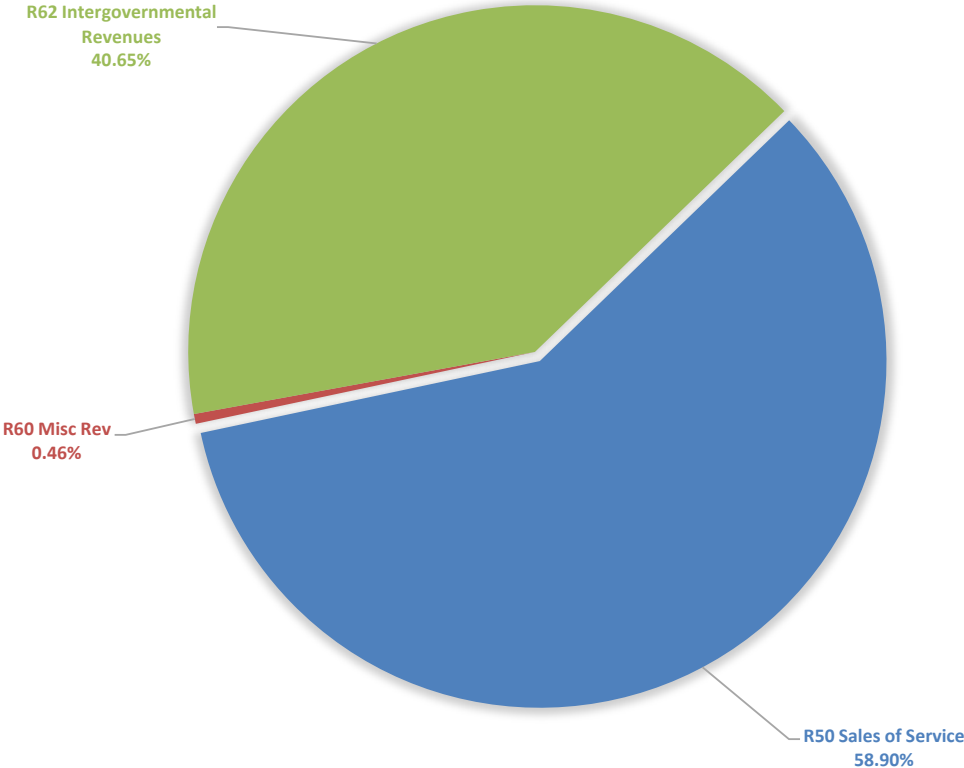


## GOVERNMENTAL BUDGETED EXPENDITURES

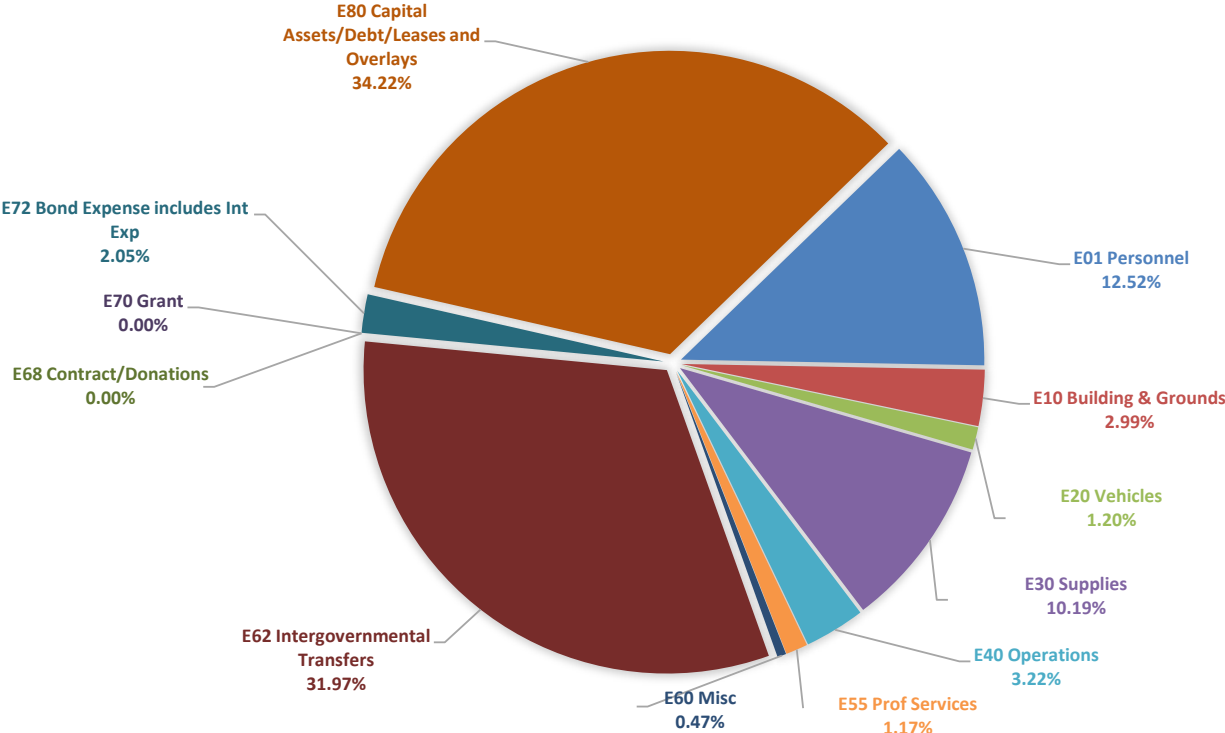


# City of Bryant, AR 2024 Budget Book

## ENTERPRISE BUDGETED REVENUES



## ENTERPRISE BUDGETED EXPENDITURES



## City of Bryant, AR 2024 Budget Book

The use of Long Term Debt or Bonds is an essential item to many municipalities to allow them to fund larger more costly projects. Similar to individual financing a car, bonding allows city's to spread the expense of an item over the life of the item. In many cases city's assets like roads and water plants have thirty plus year life spans.

TOTAL CITY DEBT PAYMENTS			
Year	Total Govt	Total Bus.	Total City
Original Par	42,585,000	20,245,000	62,830,000
2023	288,191	1,019,923	1,308,113
2024	1,734,701	1,069,637	2,804,338
2025	1,728,510	1,083,754	2,812,264
2026	1,725,698	1,087,757	2,813,454
2027	1,822,510	1,096,511	2,919,021
2028	2,524,560	1,105,269	3,629,829
2029	2,521,085	1,113,619	3,634,704
2030	2,523,823	1,121,966	3,645,789
2031	2,524,698	1,125,093	3,649,790
2032	2,520,782	1,138,371	3,659,152
2033	2,523,998	1,146,258	3,670,256
2034	2,519,907	958,182	3,478,089
2035	2,522,376	235,919	2,758,294
2036	2,523,116	233,744	2,756,860
2037	2,526,273	236,131	2,762,404
2038	2,521,735	233,156	2,754,891
2039	2,520,344	0	2,520,344
2040	2,526,844	0	2,526,844
2041	2,519,860	0	2,519,860
2042	2,525,960	0	2,525,960
2043	2,519,560	0	2,519,560
2044	1,669,935	0	1,669,935
2045	1,152,195	0	1,152,195
2046	1,152,925	0	1,152,925
2047	1,151,975	0	1,151,975
2048	1,149,345	0	1,149,345
2049	1,149,930	0	1,149,930
2050	1,148,625	0	1,148,625
<b>Total</b>	<b>56,239,459</b>	<b>14,005,288</b>	<b>70,244,747</b>

The Enterprise Debt Issuances are Revenue Bond Debt. Prior to issuing enterprise fund bonds, an analysis of current revenues and expenses is conducted to determine the revenues required to support a bond issue.

Only the City's limited Amendment 78 Financing counts as General Obligation Debt limited by State Statute to 20% of the assessed value of the property located within the City.

The City's two Governmental Debt Issuances are Special Obligation Debt which is limited by the maximum amount of the special source (such as Sales tax or Franchise Fee) can generate within terms of bond covenants.

# City of Bryant, AR 2024 Budget Book

Governmental Debt									
Series	2016B			2016			2023		Total Govt
Type	Sales and Use Tax Bonds			Franchise Fee Rev Impro			Franchise Fee Rev		
	12/1/2016			3/31/2016			5/31/2023		
Original Par	21,080,000			10,625,000			10,880,000		42,585,000
Year	Annual Prin (12/1)	Interest Rate	Interest	Annual Prin (2/1)	Interest Rate	Interest	Principal	Interest	
2023		2.375%	288,191		2.500%				288,191
2024		2.375%	576,381	375,000.00	2.000%	261,443.76		521,876.28	1,734,701
2025		2.375%	576,381	385,000.00	3.000%	251,918.76	70,000	445,210.00	1,728,510
2026		1.875%	576,381	395,000.00	2.500%	241,206.26	70,000	443,110.00	1,725,698
2027	95,000	3.50%	576,381	405,000.00	3.000%	230,193.76	75,000	440,935.00	1,822,510
2028	800,000	3.50%	573,056	420,000.00	3.000%	217,818.76	75,000	438,685.00	2,524,560
2029	825,000	3.75%	545,056	430,000.00	3.000%	205,068.76	80,000	435,960.00	2,521,085
2030	860,000	3.75%	514,119	445,000.00	3.000%	191,943.76	80,000	432,760.00	2,523,823
2031	890,000	4.00%	481,869	460,000.00	3.000%	178,368.76	85,000	429,460.00	2,524,698
2032	925,000	4.00%	446,269	475,000.00	3.375%	163,453.13	85,000	426,060.00	2,520,782
2033	965,000	4.00%	409,269	490,000.00	3.375%	147,168.75	90,000	422,560.00	2,523,998
2034	1,000,000	3.125%	370,669	505,000.00	3.375%	130,378.13	95,000	418,860.00	2,519,907
2035	1,030,000	3.125%	339,419	525,000.00	3.375%	112,996.88	100,000	414,960.00	2,522,376
2036	1,065,000	3.125%	307,231	540,000.00	3.375%	95,025.00	105,000	410,860.00	2,523,116
2037	1,100,000	3.125%	273,950	560,000.00	3.625%	75,762.50	110,000	406,560.00	2,526,273
2038	1,130,000	3.125%	239,575	580,000.00	3.625%	55,100.00	115,000	402,060.00	2,521,735
2039	1,165,000	3.125%	204,263	605,000.00	3.625%	33,621.88	115,000	397,460.00	2,520,344
2040	1,205,000	3.125%	167,856	625,000.00	3.625%	11,328.13	125,000	392,660.00	2,526,844
2041	1,240,000	3.00%	130,200				775,000	374,660.00	2,519,860
2042	1,280,000	3.00%	93,000				810,000	342,960.00	2,525,960
2043	1,315,000	3.00%	54,600				840,000	309,960.00	2,519,560
2044	505,000	3.00%	15,150				875,000	274,785.00	1,669,935
2045		3.00%					915,000	237,195.00	1,152,195
2046		3.00%					955,000	197,925.00	1,152,925
2047							995,000	156,975.00	1,151,975
2048							1,035,000	114,345.00	1,149,345
2049							1,080,000	69,930.00	1,149,930
2050							1,125,000	23,625.00	1,148,625
<b>Total</b>	<b>17,395,000</b>		<b>7,759,266</b>	<b>8,220,000</b>		<b>2,602,797</b>	<b>10,880,000</b>	<b>9,382,396</b>	<b>56,239,459</b>
Insurance	No			No					
Current Rating	A+			A					
Call Date	12/1/2026			8/1/2021			8/1/2028		
Refundable									
City Fund #	110-114, 187			185, 186		185,186	182, 183, 188		
Starting in 2021 Enterprise Rent Arrangements were made for the Police and Com Dev, Eng, Animal, Parks and Fire Fleets									
* Approximately, so low because started new lease with Enterprise and delays happened due to COVID.									
Multi Year or Amendment 78 Borrowing (Approx. total of both Principal and Interest)									
Year	2020	2021	2022	2023	2024	2025	2026	2027	2028
PD Fleet	356,000	*50,000	335,952	335,952	335,952	335,952	0	0	0
PD Tower 20	38,722	464,662	464,662	464,662	464,662	425,940	0	0	0
PD 911 Equip 22	0	0	200,406	0	100,203	0	0	0	0
PD Training Fac 22	0	0	92,417	124,140	123,223	123,223	123,223	0	0
Com Dev Fleet	0	0	12,600	12,950	0	0	0	0	0
Eng Fleet	0	0	15,295	19,300	0	0	0	0	0
Fire Trucks 18, 23	172,500	172,500	172,368	164,228	204,000	200,215	200,215	200,215	83,423
Parks 18	67,000	67,000	67,032	11,172	0	0	0	0	0
Parks 22	0	0	47,392	63,190	79,140	63,190	63,190	0	0
Animal Van 22	0	0	5,450	8,460	8,437	8,437	8,437	0	0
<b>Totals</b>	<b>634,222</b>	<b>704,162</b>	<b>1,413,575</b>	<b>1,204,054</b>	<b>1,315,617</b>	<b>1,156,957</b>	<b>395,065</b>	<b>200,215</b>	<b>83,423</b>

# City of Bryant, AR 2024 Budget Book

Series	Business Type/Enterprise Debt									
Series	2017			2011			2012			Total Bus
Type	Water and Sewer Refunding			Water			Wastewater			
	11/30/2017			10/15/2014			4/15/2015			
Original Par	5,245,000			6,500,000			8,500,000			20,245,000
Year	Annual Prin (12/1)	Interest Rate	Interest	Semi Annual (4/15, 10/15)	Interest and 1% Service Fee	Interest	Semi Annual (4/15, 10/15)	Interest and 1% Service Fee	Interest	
2023	145,000	2.10%	45,151	330,379	0.75	30,660	427,144	0.75	41,589	1,019,923
2024	145,000	2.50%	87,256	336,186	0.75	28,171	434,652	0.75	38,371	1,069,637
2025	155,000	2.50%	83,631	342,095	0.75	25,639	442,292	0.75	35,097	1,083,754
2026	155,000	2.75%	79,756	348,108	0.75	23,062	450,066	0.75	31,765	1,087,757
2027	160,000	2.75%	75,494	354,226	0.75	20,440	457,976	0.75	28,375	1,096,511
2028	165,000	3.00%	71,094	360,453	0.75	17,771	466,026	0.75	24,925	1,105,269
2029	170,000	3.00%	66,144	366,788	0.75	15,056	474,217	0.75	21,414	1,113,619
2030	175,000	3.125%	61,044	373,235	0.75	12,293	482,552	0.75	17,842	1,121,966
2031	175,000	3.125%	55,575	379,795	0.75	9,482	491,034	0.75	14,207	1,125,093
2032	185,000	3.25%	50,106	386,471	0.75	6,621	499,665	0.75	10,508	1,138,371
2033	190,000	3.25%	44,094	393,263	0.75	3,709	508,447	0.75	6,745	1,146,258
2034	200,000	3.50%	37,919	199,216	0.75	747	517,385	0.75	2,915	958,182
2035	205,000	3.50%	30,919							235,919
2036	210,000	3.625%	23,744							233,744
2037	220,000	3.625%	16,131							236,131
2038	225,000	3.625%	8,156							233,156
2039										
2040										
2041										
2042										
2043										
2044										
2045										
2046										
<b>Total</b>	<b>2,880,000</b>		<b>836,213</b>	<b>4,170,216</b>		<b>193,650</b>	<b>5,651,456</b>		<b>273,753</b>	<b>14,005,288</b>
Insurance	No			No			No			
Current Rating	Not Rated			Not Rated			Not Rated			
Call Date	12/1/2022			10/15/1930			10/15/1930			
<b>Refundable</b>										
Vac Truck	2023	2024	2025	2026	2027	Total				
Wastewater	105,839	105,839	105,839	105,839	105,839	529,193				

# City of Bryant, AR 2024 Budget Book

## HR, Personnel and JESAP Overview

The city of Bryant uses the Job Evaluation and Salary Administration Program known as JESAP to evaluate its overall Personnel costs. This system is provided by an independent vendor named JER HR Group. JER HR Group also provides these services for several other city's within Arkansas and for the Arkansas Municipal League. The system compares the City of Bryant with 12 of these data sources. For the last seven years with the budget process the most currently available JESAP study is reviewed and accepted by Council as well. This budget document is no different; acceptance of this Budget Book is also the acceptance of the current JESAP Report. During the last nine years in every JESAP report the City of Bryant has been significantly below the market. The City used to request the JESAP study only every other year. In an attempt to help to mitigate personnel issues in a more timely manner the city now requests this review each year. See the most recent JESAP recommendations below:

### Exhibit Eight: Recommendations

The City of Bryant was found to be 2.77% behind the market using the 12 outside comparisons that we have used in the past. JESAP staff recommends that current salary ranges not change for 2024, but that the salary grade levels for several positions be changed to more accurately reflect the current market along with an across the board 5% increase to remain competitive in the marketplace. Currently we can not do any of these recommendations and balance the budget for general fund.

Note further: The city had 68 employees in the 3rd quartile, 88 in the 2nd quartile, 63 in the first quartile, 6 in the fourth quartile and 9 in the under minimum category (7 from Dispatch) totaling 234 when the information was submitted for the report.

# City of Bryant, AR 2024 Budget Book

Full Time Equivalent Budgeted Employees by Function/Program								
Function/Program		2020	2021	2022	2023	2024	New/ Proposed/ Change	Vacant or Frozen (Yellow)
General government	Staff Attorney	0	0	0	0	0	0	0
	Elected Attorney	1	1	1	1	1	0	0
	Elected City clerk	1	1	1	1	1	0	0
	Mayor 's office	3	3	4	4	4	0	1
	Human resources	3	3	3	3	3	0	0
	Finance	4	4	5	5	5	0	1
	Office of Technology	2	2	2	2	2	0	0
	Engineering	4	4	4	5	5	-3	2
Code	Combined into one Dept	2	2	7	7	7	0	0
Planning	Com. Dev in 2022	5	5	0	0	0	0	0
Animal Control		6	6	10	10	10	0	3
Court (includes the Judge who is paid by the County)		8	8	8	8	8	0	0
Parks	Admin	3	2	2	2	2	0	0
	Parks	13	17	16	16	16	0	2
	Recreation/Part Time Starting in 2021	4	10	10	10	10	0	0
Public Safety - Fire	Uniform	49	49	49	49	49	0	0
	Clerical	1	1	1	1	1	0	0
Public Safety - Police	0600 Sworn	39	39	43	43	44	1	1
	0620 Sworn(SRO)	8	8	8	8	8	0	0
	0610 Communication (Dispatch)	10	10	12.5	10.5	7	-4	0
	0600 Civilian	2	2	2	2	3	1	2
Public works	Admin (includes Customer Service 3 and Pumps&Controls 4)	12	12	13	14	14	3	0
	Stormwater (MS4)	3	3	3.5	4.5	4.5	0	0
	Street and drainage	13	13	13.5	18	18	1	2
Enterprise funds	Water	7	7	7	7	7	0	0
	Wastewater	14	14	21	20	20	0	0
<b>Total</b>		<b>217</b>	<b>226</b>	<b>246.5</b>	<b>251</b>	<b>249.5</b>	<b>-1</b>	<b>14</b>
<b>SOURCE: HR</b>		<b>(B)</b>	<b>(C.)</b>	<b>(D)</b>			<b>(A)</b>	

(A) For Police the Arkansas Opioid Recovery Program grant funds cover a sworn Detective and a civilian Peer Counselor and in 2024 the Comm/Dispatch at Bryant will be eliminated due to a countywide consolidation recommended by the state, effective 1/1/2025. For the 2024 year dispatch will be PD Only, 3 positions eliminated. The City Engineer Resigned in October of 2023 and while management decides what changes if any to make to that department the reporting personnel will report to the Public Works Director under PW Admin.

(B) In 2020 the Staff Attorney position was combined with Elected City Attorney position. IT was hired in house with one staff. Engineering was moved out of Public Works to become its own four person department. Animal control added two new positions. Parks reduced its Admin by one position and moved one from Parks to Rec. The new Fire Marshal position was added in 2020. One SAT was added in PD along with a Public Information Officer and Administrative Assistant.

(C.) A more precise budgeting for Parks Part Time Position led to 10 being reflected here, see the Parks organization chart for further clarification. Police moved two SAT positions to K9.

(D) One position was added in the Mayor's office, a Facilities Manager. One position was added in the new Community Development dept, a Grants Manager and one position was added in Finance, a Purchasing Coordinator. 1 Proposed Animal Tech was added and two part time ones. 6.5 Positions were added to Police. A mistake was made last year and the Warrants officer was left off the org chart. A Part Time and two Full Time positions in Dispatch. Corporals were removed from the Organization Structure and 4 Uniform positions were added. 8.5 Positions were added across Public Works mostly in Wastewater.

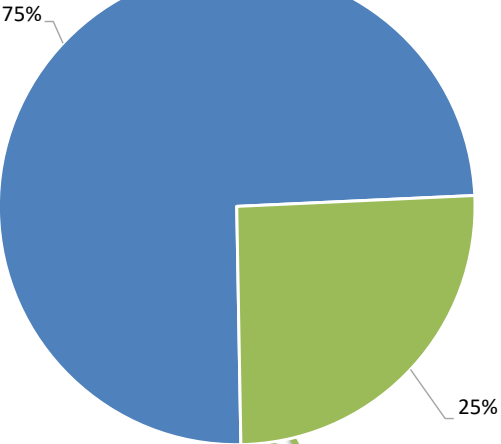
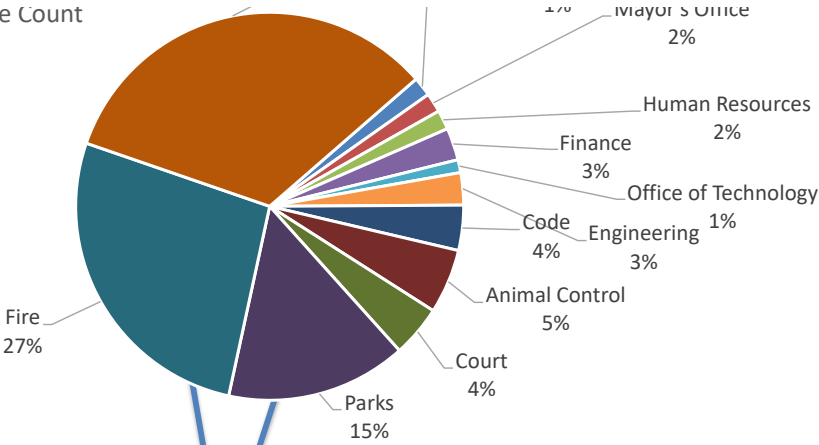
In 2023 only one position has been added to the General Fund in Engineering and that position has been frozen in these budget numbers. Additionally the position added in 2022 in Finance for Purchasing is also frozen.

Police  
33%
Elected Officials  
1%
Mayor's Office



# City of Bryant, AR 2024 Budget Book

Governmental Employee Count



Employee Count by Fund

- Governmental
- Enterprise

Enterprise Funds Employee Count



City of Bryant, AR 2024 Budget Book

Education and Certification Pay Budgeted by Function/Program

Function/Program		Education	Certifications	Total
General government	City attorney	4,880	0	4,880
	Mayor 's office	4,764	1,500	6,264
	Human resources	1,200	0	1,200
	Finance	4,200	2,400	6,600
	City clerk	1,580	0	1,580
	Office of Technology	0	0	0
	Engineering	1,200	9,000	10,200
	Com. Dev started in 2022	3,800	9,000	12,800
Animal Control		600	2,280	2,880
Court (includes the Judge who is paid by the County)		2,400	2,160	4,560
Parks	400 Dept	5,100	4,500	9,600
	430 Dept	5,700	7,800	13,500
Public Safety - Fire		16,200	73,884	90,084
Public Safety - Police	600 Dept General	11,400	44,149	55,549
	610 Dept Dispatch	0	0	0
	620 Dept SRO	600	6,858	7,458
Public works				
	Stormwater (MS4)	2,250	9,000	11,250
	Street and drainage	450	32,400	32,850
Enterprise funds	Water	2,250	16,500	18,750
	Wastewater	1,650	39,060	40,710

**SOURCE: Input into Springbrook GL Software Extended Budgeting Module by the HR Department Head.**

GF Totals	63,624	163,531	227,155
PW Totals	6,600	96,960	103,560
City Wide Totals	70,224	260,491	330,715

\* Longevity is a one time payment on the first check of the month after the employee's start anniversary.  
 Certification and Education Pay are monthly payments on the first check of the month.

# City of Bryant, AR 2024 Budget Book

Function/Program	Performance Measure	2020	2021	2022	2023	
<b>Focus Area - Smart Growth</b>						
City attorney	# of Contracts Reviewed	(B)	20	17	14	Thru 8/24/23
	Verdicts Received/Cases Presided	6740	6213	7526		
Mayor 's office	# of Meetings Presided over	17	24	24		
	<b>Social Media</b>					
	Engagement (Likes, Shares, Comments Combined) (I)			8016		
	Followers (I)			4100		
	Reach (How many people's feed it showed up on) (I)			61222		
	<b>Website</b>					
	Page Views (viewed internal pages in addition to homepage) (I)			340000		
	Total Users (I)			125000		
	Returning Users (visited the website more than once) (I)			23000		
	<b>Awards</b>					
	W3 Silver Award (I)			Yes		
	WebAwards Outstanding Website (I)			Yes		
Human resources	# of Intakes Processed	51	70	62	49	Thru 8/21/23
	# of Exits Processed	55	61	43	36	
COVID increased need	WellnessFair/Clinics/On Boarding	1	9	6		
	New Hire Orientations	45-50	60-65	60+		
	# of employees retained 5+ years	110	127	113		
Finance	# of Purchase Orders Processed	8937	9011	8736	4616	thru 8/25/23
	Audit Submissions Timely (add months)	Yes	Yes	Yes		
	Budget Book Award Received	Yes	Yes	Yes	Yes	
City clerk	# of Resolutions Processed	29	38	40	20	Thru 8/23/23
	# of Ordinances Processed	27	33	36	15	
Office of Technology	# of Computer Deployed	41	15	8	4	
	# of Laptops Deployed	6	9	21	5	
Engineering	# of Projects Reviewed	22	22	54	24	Thru 8/25/23
	# of Prelim Plans/Plats Reviewed	52	36	109	111	
Community Development	# of Business Licenses Issued	906	879	(G)	541 (J)	Thru 9/20/23
	# of New residential Permits	115	128	86	62 (J)	Thru 9/20/23
	# of New commercial Permits	15	22	19	7 (J)	Thru 9/20/23
<b>Focus Area - Public Safety</b>						
Animal Control	# of Animals Impounded	910	934	1032	625	Thru 8/XX/23
	# of Animals Reclaimed	193	183	206	99	
	# of Animals Adopted	363	281	348	190	
	# of Other Live Release	181	187	137	106	
	# of Pet Registrations	674	184	286	156	
	# of Officer Activities	5305	6015	7663	3633	
	# of Special Events Held/Attended	14	12	16	16	
	# of Citations Issued	375	228	429	348	
	# of Traps Set	163	280	449	621	
Courts	# of Cases Filed	8150	9634	8633		
	# of Dismissals	277	434	306		
	# of Guilty Pleas	2326	1965	2739		
	# of Bond Forfeits	1240	41	155		
	# of Nol Prossed	1661	1936	2530		
	# of Finding Entered	1059	1982	1501		
	# of Other	186	294	295		
	# of Cases Closed	6749	6652	7526		
Public Safety - Fire	ISO Rating of a Class I, Reviewed and awarded every four years last reviewed in 2021	Yes	Yes	Yes		
	# of Community Outreach Programs - Fire Fest, Citizen Academy and School Outreach	3	3	3		
*available by station	# of calls for Fire	99	107	150	74	Thru 8/2/23
*available by station	# of Calls for Medical	1881	2207	2374	1142	
*available by station	# of Calls for Other Items	813	1024	1148	632	
Public Safety - Police	# of calls for service	29773	24442	30268	15079	Thru 8/10/23
	Other Calls	26417	11088	13640	9211	
	Accident Calls	1171	1171	1382	818	
	Business Alarms	677	983	809	488	
	Residential Alarms	385	453	346	159	
	Breaking and Entering	224	296	180	87	
	Shoplifting	304	570	288	108	
	911 Hang Up Calls	595	935	641	1154	
	Extra Patrols	11406	8946	10381	3054	
	# of Social Media Followers	(C.)	28088	30500	31512	
PW Customer Service and Pumps&Controls	# of Bills Processed					
		113129	111164	112245	61662	Thru 8/10/23
(F)	# of Late Notices	10034	16982	19525	12013	
	# of new acts processed	2123	1964	1825	590	
	# of Work Orders Completed	6909	6781	6897	2825	
PW Water (H)	Unaccounted for Water Loss Avg	38%	20%	14%	14%	
PW Wastewater	Linear Feet of Pipe Bursting	2100 in house	3000 in house	2690 in house	2414	

# City of Bryant, AR 2024 Budget Book

	Linear Feet of Open cuts	0	1070	2025	300
	# of Manhole rehabs/replacements	37	38	3	24
<b>Focus Area - Connectivity</b>					
PW Street and drainage	# of miles paved	(D)	6	4	3
	# of Sidewalk repairs (linear feet)	(D)	100	60	50
	Linear feet of culvert installs	(D)	525	645	340
	Linear feet of swale rehabs	(D)	350	1490	720
PW Stormwater (MS4)	# of Outreach events	0	1	3	2
<b>Focus Area - Health and Quality of Life</b>			<b>2020</b>	<b>2021</b>	<b>2022</b>
Parks	# of Youth Participants	1819	3283	3759	2171
	# of Swim Lessons Provided	1568	3385	5187	0
	# of Youth Sports Tournaments	31	48	42	0

Thru 8/29/23

- (A) Note that Water and Wastewater also play a large role in the Health and Quality of Life Focus Area.
- (B) only from Oct, Nov, and Dec of 2020 when the City Attorney began employment.
- (C.) Police was only able to obtain this metric for the current year but will start tracking it now going forward.
- (D) In 2021 a new Director for PW was hired. Previous numbers are not available.
- (E.) Fire differences are due to inspections were greatly reduced because of COVID mitigation.
- (F) Note that Late Notices were suspended from April to Sept of 2020 due to COVID.
- (G) Unavailable currently due to mid software conversion.
- (H) The reduction in Unaccounted for Water in 2022 was due to efficiencies created with the water crew and distribution system of locating leaks in the main lines and repairing quickly.
- (I) Began collecting data for this metric in 2022
- (J) Due to a software conversion, permits were most likely misclassified in the system at the beginning of the year.

# City of Bryant, AR 2024 Budget Book

## Governmental Funds

The City has two major Governmental Funds - the General Fund and the Street Fund. The General Fund includes the Sales Tax Fund 002, and the Franchise Fee Tax Fund 003 when it is shown in the audited financial statements. However, so that the individual budgeted lines can be viewed by Council those funds are broken out in this budget book and shown under the Non Major Governmental Funds section. General Fund includes the following departments as well. Administration which includes the Mayor, City Clerk, Office of Technology, Human Resources, and Finance. 0100 is this department's code. IT has a code of 0110. Planning and Development is under code 0120. The new Engineering Department has a code of 0160. Animal Control is department 0200. The Court system is shown in department 0300. However, note that the Judge is elected and half of the Courts costs are borne by the city and half by the county. Parks and Recreation is shown by park in the following departments 0400 for Parks General, 0410 for Mills Park, 0420 for Midland Park, 0430 for Bishop Park and Center, 0440 for Alcoa Park and 0450 for Ashley Park. The city has a few more small parks but the expenses associated with these are shown under Parks General 0400. The Fire Department is in the General fund under 0500 and the reciprocal agreement the City has with Springhill Fire District is shown under department 0510. The Police Department is shown under Departments 0600 for General Patrol and Administration of PD. 0610 is the department that shows the costs and revenues associated with Dispatch and 911 calls. The 0620 department shows the costs and revenues associated with the School Resource Officer Program. The City and the School District split these costs. The K9 unit costs are shown under department 0630. The General Fund accounts for all the City's financial resources of the general government except those required to be accounted for in another fund.

The Street Fund is 080 and is a special revenue fund used to account for all activities associated with maintaining and constructing streets. Arkansas statutes that provide funding for street and drainage projects require that these activities be accounted for separately. The Street Fund is financed by state turnback funds and a portion of a state wide 1/2 cent sales tax and 30% of the 1% Designated Tax.

While Street is a Governmental Fund it is managed under the Public Works Director with all the Enterprise Funds.

Other Governmental Funds are shown together and listed in this document as Non Major. These Non Major Funds include some Agency, Debt and Construction Funds.

# City of Bryant, AR 2024 Budget Book

## Interim Mayor at City Hall - 210 SW 3rd St.

Due to the resignation of Bryant's elected mayor, Allen Scott, on September 30, 2023, Rhonda Sanders former Council member was appointed mayor by the City Council from October 1, 2023 through March 5, 2024. Mayor Sanders provided transitional leadership for both the accomplishments of 2023 and the goal setting for 2024. A new mayor will be selected in a special election on March 5, 2024.



The Mayor's office is responsible for overseeing departments and executing policies, including:

- Assuring that all City services are delivered to the citizens of Bryant in an effective, efficient, and equitable manner and in compliance with City Council policy
- Overseeing long-range planning and improvement of departmental management and service delivery
- Serving as a catalyst for developing community-wide goals and mobilizing the resources to attain them
- Serving as the primary outreach arm of the City government to other cities the business community, and other government agencies.

### 2023 Accomplishments:

1. Continued to monitor city spending to protect the financial security of the city.
2. Continued live streaming of council meetings and other public city meetings.
3. Received several grants from Metroplan for Design and Construction of multi purpose trails.
4. Continued to make improvements to stormwater infrastructure to mitigate flooding.
5. Continued to make improvements to the Water and Wastewater Infrastructure.
6. Replaced Aged Water Meter System.
7. Continued to meet with local officials to build relationships and work together for the betterment of Bryant.
8. Continued to update city policies and procedures for more effective operations.
9. Continued to work to increase pay to city employees to aid in retention and to make Bryant more competitive.
10. Designed/added multipurpose trails to improve quality of life in Bryant.
11. Continued improvements to our Parks system to improve quality of life in Bryant.
12. Oversaw the successful General Ledger Software conversion process.
13. Oversaw the development of the A&P Tax proposal for the city, election November 7, 2023.

### 2024 Goals:

1. Continue to Strengthen communication between the city administration, council, and residents.
2. Continue to collaborate with the Chamber of Commerce to attract new business and industry to Bryant.
3. Continue to update and improve city policies and procedures to enhance the efficiency of city government.
4. Complete the construction of Bryant Parkway.
5. Continue to improve the city water and wastewater infrastructure.
6. Continue to improve connectivity to improve traffic flow through Bryant.
7. Continue to ensure public safety through continuous improvements in the police and fire departments.
8. Continue to improve the city stormwater system to mitigate flooding problems and improve property values.
9. Continue the multi-year improvements to the city park system to increase livability in Bryant.
10. Continue to work with City Council to ensure the smooth running of the city government.
11. Work to increase bilingual access for our residents through the city website and interactions.

In addition to all the department heads reporting directly to the Mayor two other positions do as well, the Mayor's Assistant/Legal Assistant and Maintenance for City Hall.

Communications  
Coordinator/Mayor's Assistant,  
Jordan Reynolds

Facilities Manager,  
VACANT

	2020	2021	2022	2023	2024	No Change
FT Employees	3	3	4	4	4	

# Elected City Clerk at City Hall - 210 SW 3rd St.

Elected City Clerk, Mark Smith

Terms 2023 to 2026



The City Clerk is an elected official, who like the Mayor and Council, works for the citizens.

**Mission Statement:** To ensure the City's legislative processes are open and transparent by providing a bridge between citizens and government through the dissemination of information, and to ensure the preservation, access and integrity of records required to be stored for legal and business purposes.

The Clerk's office provides staff support for the City Council, preparing and maintaining the Council meeting minutes and maintaining public access of the Ordinance Manuals. The City Clerk is responsible for recording and publicizing the proceedings of the meetings, preparing the council approved ordinances and resolutions which are numbered, signed by the mayor and attested by the clerk and sealed. The Clerk is the legal custodian of the city's official records and city seal.

It is also the duty of the City Clerk to receive, file, and retain the Code of Ethics and Financial Disclosure Statements from appointed municipal commissioners and elected officials, including the mayor, aldermen, clerk, treasurer, city attorney, and municipal judge and to work in cooperation with the Saline County Election Commission to prepare for City Elections. The term of office for the City Clerk is four years.



# Elected City Attorney at City Hall - 210 SW 3rd St.

Ashley Clancy

**Mission Statement:** It is the mission of the City Attorney's Office to provide sound legal advice to the Mayor, City Council, City Departments, Commissions and Committees. It is also our mission to initiate and defend legal actions on behalf of the City, which may include City employment and personnel matters, condemnations, property issues, zoning issues, contract and lease disputes, and other causes of action in both State and Federal Courts.

Additionally, it is the mission of this office to prosecute in the criminal division of Bryant District Court misdemeanor offenses, traffic law and ordinance violations which occur within the city Limits in a thorough, efficacious, and equitable manner and to assist the authorized and assigned departments in the enforcement of laws and the protection of the health, safety, and welfare of the citizens of the City of Bryant.

## Goals

1. To promote integrity in all facets of work and professional conduct.
2. To serve our community with competent professional legal representation.
3. To treat all persons with a professional, respectful and compassionate manner.
4. To be accountable for ensuring the policies of the office and the needs of the community are served.
5. To be open and forthright in our communications with all parties involved in any city legal related issues.

## Legal Advice to the Public

The City Attorney is the attorney for the City of Bryant as represented by the elected Mayor and Council Members. Because of that relationship, the office cannot represent or provide legal advice to the public, individual citizens or private organizations.

# The Human Resources Department at City Hall

HR Manager, Alisha Runnells



Human Resources Director, Charlotte Rue

HR Assistant, Osha Martin

Charlotte started at the City in Oct of 2015.

Mission Statement: The City of Bryant Human Resources Department is committed to providing all of our employees a stable and safe work environment with equal opportunity for learning, professional and personal growth. We strive to support our City’s mission through the development of programs designed to help us recruit and retain the best of the best to serve our City. Through effective and consistent HR processes we are able to provide essential services to our employees.

- 2023 Accomplishments:
1. Fully live in the new ERP Pro 10 General Ledger System.
  2. Began the implementation of Executime for electronic time keeping.
  3. Participated in the build out and updating of the City Website.
  4. Continued to update policies for all departments.
  5. Successfully on boarded 49 new employees (thru 8/21/23).

- 2024 Goals:
1. Continue to update policies and position descriptions to try to recruit and retain top employees.
  2. Continue to load data in new ERP Pro 10 System and go live with Executime.
  3. Continue to educate employees about aspects of their health benefits in an effort to reduce our insurance costs.
  4. Establish a comprehensive and effective document retention program for HR.

	2020	2021	2022	2023	2024	No Change
FT Employees	3	3	3	3	3	



# The Finance Department at City Hall



Finance Director, Joy Black,  
joined the City of Bryant in  
August of 2014

Finance Coordinator I,  
Crystal Winkler

Accounts Payable  
Technician,  
Tabatha Koder

Finance Coordinator II,  
Nichole Manley

OPEN - Purchasing Manager, approved in 2022, frozen in 2023 and 2024.

Mission Statement: In the spirit of excellence, integrity, and dedication, the Finance Department is committed to providing timely, accurate, clear and complete information to other city departments, the Council, and the community.

- 2023 Accomplishments:
1. Completion of the 2022 Audit, submitted to Council at the 3Xs Sept 2023 Council meeting.
  2. For the 6th year in a row obtained the GFOA Budget Book Award (Budget Years 2018-2023)
  3. Assisted with the Bryant Parkway financial management.
  4. Continued to adhere to the Record Retention and Destruction Policy.
  5. Continued the general ledger conversion process.
  6. Trained and put procedures in place to have back ups in the Finance Department for key functions.

- 2024 Goals:
1. Complete the 2023 Audit on or before June 30th of 2024.
  2. For the 7th year in a row obtain the GFOA Budget Book Award.
  3. Continue to explore aligning the funding for fleet vehicles across the city.
  4. Assist the Mayor in wrapping up and reporting on the Bryant Parkway.
  5. Continue to support the personnel in continuing their accounting and department education goals, including obtaining certificates.
  6. Continue to work with the Department Heads on 5 year plans for Capital and Operations.
  7. Continue the process of upgrading the General Ledger Software.
  8. Work with the Mayor to develop the new Purchasing Position (not funded in this Budget Document)

	2020	2021	2022	2023	2024	No Change
FT Employees	4	4	5	5	5	

# Information Technology (IT) Department

- at City Hall



IT Director,  
Gordon Miller

Systems Administrator,  
Brendan Fontenot

Joined the City of Bryant in 2019

Mission Statement: The City of Bryant Information Technology Department is committed to providing timely technical support for all departments in the city. We are responsible for maintaining, updating, and growing the City's network, as well as keeping it secure. We assist all departments with finding technical solutions that fit their needs, and strive to keep up with the ever-changing technology advances.

- 2023 Accomplishments:
1. Implemented advanced malware detection and mitigation with Sophos
  2. Deployed new servers at City Hall, 4 servers in total
  3. Upgraded and expanded city-wide access control system
  4. Migrated water billing to the new finance software
  5. Assisted Police Department with successfully passing an FBI Audit
  6. Developed and implemented a process to email newsletters to Water customers
  7. Replaced evidence label printer for the Police Department
  8. Assisted with car and body camera deployment for the Police Department
  9. Implemented iPads (14 total tablets) at Public Works and Parks for employee time entry
  10. Upgraded several servers on our network

- 2024 Goals:
1. Upgrade or decommission any servers that are running Operating system less than 2019.
  2. Implement network wide web filtering
  3. Complete the implementation of the city-wide Wi-Fi network
  4. Upgrade / Replace all network infrastructure switches
  5. Bring Courts' computers onto the City domain network

	2020	2021	2022	2023	2024	No Change
FT Employees	2	2	2	2	2	

# City of Bryant, AR 2024 Budget Book

## Engineering Department - at City Hall

Previously (pre 2020) under the Public Works Area, Engineering was moved to Administration in order to be used by all departments not just Public Works going forward.

Engineering Department Director,  
VACANT

Mission Statement: Provide a centralized department to design, review, and commission engineering and construction projects for the responsible growth of this City. To further institute construction practices and inspection standards to insure strong and well maintained city infrastructure.

The three positions below have been moved in Q3 of 2023 and the 2024 budget to report to the Public Works Director under PW Admin and budgeted there as well in this 2024 budget document.

Construction Project  
Coordinator,  
Scott Chandler

Construction  
Project  
Coordinator,  
Joe Henry

Construction Project  
Coordinator,  
Daran Robertson

Proposed Designer NEW Frozen Unfunded in this  
Budget Book Draft

- 2023 Accomplishments:
1. Transitioned city infrastructure asset information to new tracking software.
  2. Continuation of updating the city GIS system with new development and infrastructure.
  3. Complete city wide stormwater management plan.
  4. Completed the new restroom facility for the Alcoa 40 park, along with the new tennis and pickle ball courts at Mills Park.
  5. Identified wastewater capacity issues for new development in the north section of the planning district.
  6. Finalized the highway 5 widening project from Reynolds to Springhill road.
  7. Began construction of Bryant Parkway Project 2 Phase.
  8. Oversaw the completion of 6 major stormwater projects

- 2024 Goals:
1. Complete final phase of Bryant Parkway
  2. Archive all wastewater gravity main line video in a searchable database
  3. Develop system with Saline County, for city to be notified when properties within the city, are to be certified to the state.
  4. Begin design and implementation for new south pressure plain water storage infrastructure.
  5. Continue to update city GIS System.
  6. Continue to identify stormwater issues along with design and repair.
  7. Oversee the design of extension of water line along new Parkway.
  8. Expand the Engineering Dept's surveying and design capabilities.
  9. Continue to assist with various projects for other departments.

	2020	2021	2022	2023	2024	
FT Employees	4	4	4	5	5	No Change

## City of Bryant, AR 2024 Budget Book

<b>Administration</b>					
<b>Revenues</b>					
Cat.	Description	2024 Requested	2023 Budget	2023 Estimated	2022 Actuals
R10	Taxes - Sale	\$ -	\$ -	\$ -	\$ -
R15	Taxes - Property	\$ 1,639,220.00	\$ 872,400.00	\$ 716,597.49	\$ 1,005,485.24
R20	Licenses Permits & Fees	\$ -	\$ -	\$ -	\$ -
R30	Membership Fees	\$ -	\$ -	\$ -	\$ -
R33	Rental Fees	\$ -	\$ -	\$ -	\$ -
R36	Park Program Fees	\$ -	\$ -	\$ -	\$ -
R40	Fines & Forfeitures	\$ -	\$ -	\$ -	\$ -
R50	Sale of Services	\$ -	\$ -	\$ -	\$ -
R60	Miscellaneous Revenue	\$ 1,000.00	\$ 34,000.00	\$ 34,478.28	\$ 69,904.38
R62	Intergovernmental Tsfrs	\$ 6,767,000.00	\$ 6,485,008.00	\$ 4,863,755.97	\$ 6,113,332.00
R64	Reimbursement	\$ -	\$ -	\$ -	\$ -
R66	Sale of Equipment	\$ -	\$ -	\$ -	\$ -
R70	Grant Revenue	\$ -	\$ -	\$ -	\$ -
R74	Sponsorships	\$ -	\$ -	\$ -	\$ -
R85	Interest Revenue	\$ 300,000.00	\$ 1,000.00	\$ 90,568.14	\$ -
<b>Totals</b>		<b>\$ 8,707,220.00</b>	<b>\$ 7,392,408.00</b>	<b>\$ 5,705,399.88</b>	<b>\$ 7,188,721.62</b>

<b>Expenses</b>					
Cat.	Description	2024 Requested	2023 Budget	2023 Estimated	2022 Actuals
E01	Personnel Expense	\$ 424,724.00	\$ 418,114.87	\$ 276,335.63	\$ 551,723.79
E10	Building & Grounds Exp	\$ 49,573.00	\$ 59,994.01	\$ 48,716.73	\$ 58,557.84
E20	Vehicle Expense	\$ 34,563.23	\$ 33,263.23	\$ 24,593.08	\$ 31,080.90
E30	Supply Expense	\$ 12,900.00	\$ 12,900.00	\$ 8,523.80	\$ 20,138.11
E40	Operations Expense	\$ 107,362.00	\$ 99,812.00	\$ 21,363.02	\$ 105,585.51
E55	Professional Services	\$ 84,290.00	\$ 90,290.00	\$ 18,340.17	\$ 90,824.81
E60	Miscellaneous Expense	\$ 252,850.00	\$ 237,145.00	\$ 218,682.15	\$ 259,608.71
E62	Intergovernmental Tsfr	\$ -	\$ -	\$ -	\$ -
E68	Donation Expense	\$ 95,000.00	\$ 95,000.00	\$ 74,914.96	\$ 90,000.00
E70	Grant Expense	\$ -	\$ -	\$ -	\$ -
E72	Bond Expense	\$ -	\$ -	\$ -	\$ -
E80	Capital Assets	\$ -	\$ 110,597.09	\$ 30,000.00	\$ 164,540.04
E85	Interest Expense	\$ -	\$ 300.00	\$ -	\$ -
<b>Totals</b>		<b>\$ 1,061,262.23</b>	<b>\$ 1,157,416.20</b>	<b>\$ 721,469.54</b>	<b>\$ 1,372,059.71</b>

The Community Development  
Department  
at City Hall



Records and Permits  
Secretary, Tracy Picanco

Code Enforcement Officer,  
Joe Thomas

Grants Manager,  
Rebecca Kidder

Code Enforcement Officer,  
Doug Smith

Code Enforcement Officer,  
Allen Carver

Planner,  
Colton Leonard

Mission Statement: To help plan, build, and maintain a great city.

Director, effective 12.19.17, Truett  
Smith, overseeing new combined  
department starting 1/1/21.

2023 Accomplishments:  
1. Implemented new sign code.  
2. Continued to find inefficiencies and work to optimize our Community Development Software.  
3. Train area users on new on line permit and payment portals.

2024 Goals:  
1. Find and apply for new grant opportunities.  
2. Administer the building and mainenance code for the city.  
3. Optimize our community development software to continue to improve our processes.  
4. Identify shortfalls in City Codes and Ordinances to work towards improving our community.  
5. Oversee a clear and efficient development process.

	2020	2021	2022	2023	2024	No Change
FT Employees	7	7	7	7	7	

# City of Bryant, AR 2024

## Budget Book

<b>Community Development</b>					
<b>Revenues</b>					
Cat.	Description	2024 Requested	2023 Budget	2023 Estimated	2022 Actuals
R10	Taxes - Sale	\$ 125,000.00	\$ 90,000.00	\$ 103,101.19	\$ 114,345.72
R15	Taxes - Property	\$ -	\$ -	\$ -	\$ -
R20	Licenses Permits & Fees	\$ 553,300.00	\$ 527,250.00	\$ 345,298.40	\$ 446,345.72
R30	Membership Fees	\$ -	\$ -	\$ -	\$ -
R33	Rental Fees	\$ -	\$ -	\$ -	\$ -
R36	Park Program Fees	\$ -	\$ -	\$ -	\$ -
R40	Fines & Forfeitures	\$ -	\$ -	\$ -	\$ -
R50	Sale of Services	\$ -	\$ -	\$ -	\$ -
R60	Miscellaneous Revenue	\$ -	\$ -	\$ 100.00	\$ 3,326.97
R62	Intergovernmental Tsfrs	\$ -	\$ -	\$ -	\$ -
R64	Reimbursement	\$ 1,000.00	\$ -	\$ -	\$ -
R66	Sale of Equipment	\$ -	\$ -	\$ -	\$ -
R70	Grant Revenue	\$ -	\$ -	\$ -	\$ -
R74	Sponsorships	\$ -	\$ -	\$ -	\$ -
R85	Interest Revenue	\$ -	\$ -	\$ -	\$ -
<b>Totals</b>		<b>\$ 679,300.00</b>	<b>\$ 617,250.00</b>	<b>\$ 448,499.59</b>	<b>\$ 564,018.41</b>

<b>Expenses</b>					
Cat.	Description	2024 Requested	2023 Budget	2023 Estimated	2022 Actuals
E01	Personnel Expense	\$ 588,939.81	\$ 585,873.91	\$ 421,422.30	\$ 525,311.47
E10	Building & Grounds Exp	\$ 9,425.00	\$ 8,785.00	\$ 5,467.60	\$ 7,553.52
E20	Vehicle Expense	\$ 25,743.01	\$ 24,743.01	\$ 16,858.87	\$ 25,277.32
E30	Supply Expense	\$ 4,500.00	\$ 4,500.00	\$ 1,577.00	\$ 2,857.31
E40	Operations Expense	\$ 40,300.00	\$ 40,300.00	\$ 25,631.62	\$ 41,577.58
E55	Professional Services	\$ 47,700.00	\$ 32,700.00	\$ 27,568.03	\$ 31,547.50
E60	Miscellaneous Expense	\$ 9,000.00	\$ 56,000.00	\$ 4,511.83	\$ 10,916.74
E62	Intergovernmental Tsfr	\$ -	\$ -	\$ -	\$ -
E68	Donation Expense	\$ -	\$ -	\$ -	\$ -
E70	Grant Expense	\$ -	\$ -	\$ -	\$ -
E72	Bond Expense	\$ -	\$ -	\$ -	\$ -
E80	Capital Assets	\$ -	\$ -	\$ -	\$ -
E85	Interest Expense	\$ -	\$ 300.00	\$ -	\$ -
<b>Totals</b>		<b>\$ 725,607.82</b>	<b>\$ 753,201.92</b>	<b>\$ 503,037.25</b>	<b>\$ 645,041.44</b>

# City of Bryant, AR 2024 Budget Book

## Animal Control and Adoption Center

- located at 25700 Interstate 30

Sr. Animal Control Officer,  
Jackie Skasick

Shelter Manager, Rebecca Bennett

Animal Control  
Director, Tricia Power

Animal Control Officers,  
Sarah Smith  
Jessie Vowell  
Vacant (1)

Animal Control Techs  
Mathew Burns  
Vacant (1) Vacant (2)

Volunteers Include:  
In-Home Pet Fosterers,  
Transport Drivers & Event  
Assistance



2 Temporary Part Time Animal Care Assistants (Summer)

The mission of Bryant Animal Control and Adoption Center is to provide compassionate, timely and effective response to domestic animal situations in order to ensure the safety of all citizens and animals through the consistent enforcement of state and local laws relating to the humane treatment and control of domestic animals.

**2023 Achievements:**

Sr. ACO Jackie Skasick has been working to improve the Dept and City-wide animals in disaster response plans.  
Took delivery of the Ford Expedition that was originally ordered in 2021, transport vehicle was outfitted with kennels, all paid for via donations.  
Reviewed, and Revised Department SOPs  
Fee/Ordinance Review Completed, and the Director will be bringing revisions to Council at the end of the year.  
Currently seeking bids for parking lot repairs.  
Remaining Dog Park donations total \$1383 will be spent by the end of the year, and future fundraising will be handled by the Parks Dept.  
Joined Best Friends Animal Society as a Shelter Partner when Save Rate dropped below 80%.  
Certification in Chemical Capture, Humane Animal Euthanasia, and Pepper Spray was completed for all ACOs.  
Joined Home to Home - alternative to intake w/ plans to seek more alternatives to animal intake.  
Implemented First 48 and Scan to Save Programs  
Revised the Pet Food Pantry Organization (On going Project Improvements)  
Meet with Saline County and other City leaders to discuss County-Wide Animal Shelter Plan (Proposed in 2022)  
Signed up for the PetSmart Adoptions Made Easy software Program.  
Animal Control Director Tricia Power has been elected Vice President of the Arkansas State Animal Control Association, and she is now serving as a Member at Large on the National Animal Control Association's Board of Directors, Election Committee.

**2024 Goals:**

Support the Mayor in Strengthening Communication and Coordination between Leadership, Operations and Citizens.  
Continue to review and update policies and procedures to better serve the citizens effectively and efficiently.  
Ensure Public Safety through continued cooperation with the other Public Safety Departments and residents.  
Implement new Software to improve connectivity and online services for both the Department and the residents.  
Disaster Plan - Continued, including joining the State-Wide Disaster Coalition  
Seek out ways to ensure Inclusion and Diversity within the Department and the City.  
City-Wide Animals in Disaster Plan Improvements  
Continue Planning New Animal Shelter  
**Long Term Department Goals:**  
Improve customer service in all areas, removing barriers to adoption and expend reclaim efforts.  
Expand or revise our services, as the needs of the community change.  
Update officer equipment, training, etc.  
Evaluate Ordinances and make changes as necessary.  
Conduct a self-evaluation of the shelter and animal control program with assistance from the Humane Society of the United States Shelter Outreach Department, and make changes or adjustments depending on outcome.  
Create an Explorer Post within the Department.  
Explore and utilize ways to encourage community interest and involvement in the shelter.  
Explore and utilize other avenues of taking a proactive role in pet ownership education.

	2020	2021	2022	2023	2024	No Change
FT Employees	6	6	10	10	10	



Bryant Firefighters receiving Scan 2 Save training with AbbyGail



Scan 2 Save is another program designed to reunite pets and families. This program places microchip scanners across the city, and allows for greater opportunities for pets to be checked for a microchip and thus, increasing the odds of locating their family



Cupcake adopted May 2023



Willow adopted May 2023



Sr. ACO Jackie Skasick and Finn, a Goldendoodle, who was adopted in October 2023



Mabel meeting new friends around town. Adopted April 2023



Kipper, a Silky Terrier, was transferred to Best Friends Animal Society September 2023



Officer Vowell and Luna (who loved to hide in her hair) transferred to Gibson's Cat Cafe via Maumelle Animal Shelter October 2023



Acorn adopted May 2023



Animal Care Tech (ACT) Tessa Haley, with Lavender, a Basset Hound mix enjoying a pretty fall day. Lavender adopted October 2023



The First 48 is an Intake Diversion Program. It asks anyone who has found an animal to keep that animal for 48 hours (if safe, and able to do so) after is it located to increase the chances of it being reunited with its family



Harriet transferred to shelter partner in July 2023



## City of Bryant, AR 2024 Budget Book

<b>Animal Control</b>					
<b>Revenues</b>					
Cat.	Description	2024 Requested	2023 Budget	2023 Estimated	2022 Actuals
R10	Taxes - Sale	\$ -	\$ -	\$ -	\$ -
R15	Taxes - Property	\$ -	\$ -	\$ -	\$ -
R20	Licenses Permits & Fees	\$ 29,500.00	\$ 29,500.00	\$ 18,107.02	\$ 28,580.66
R30	Membership Fees	\$ -	\$ -	\$ -	\$ -
R33	Rental Fees	\$ -	\$ -	\$ -	\$ -
R36	Park Program Fees	\$ -	\$ -	\$ -	\$ -
R40	Fines & Forfeitures	\$ 6,000.00	\$ 6,000.00	\$ 7,996.20	\$ 9,458.78
R50	Sale of Services	\$ -	\$ -	\$ -	\$ -
R60	Miscellaneous Revenue	\$ -	\$ -	\$ -	\$ -
R62	Intergovernmental Tsfrs	\$ 659,200.00	\$ 631,002.00	\$ 473,247.00	\$ 593,832.00
R64	Reimbursement	\$ -	\$ -	\$ -	\$ -
R66	Sale of Equipment	\$ -	\$ -	\$ -	\$ -
R70	Grant Revenue	\$ -	\$ 12,500.00	\$ -	\$ -
R74	Sponsorships	\$ -	\$ -	\$ -	\$ -
R85	Interest Revenue	\$ -	\$ -	\$ -	\$ -
Totals		\$ 694,700.00	\$ 679,002.00	\$ 499,350.22	\$ 631,871.44

<b>Expenses</b>					
Cat.	Description	2024 Requested	2023 Budget	2023 Estimated	2022 Actuals
E01	Personnel Expense	\$ 710,824.00	\$ 601,961.32	\$ 432,051.88	\$ 504,998.62
E10	Building & Grounds Exp	\$ 47,740.00	\$ 110,890.00	\$ 34,023.02	\$ 43,790.98
E20	Vehicle Expense	\$ 9,055.90	\$ 14,755.90	\$ 12,115.18	\$ 16,398.64
E30	Supply Expense	\$ 26,150.00	\$ 27,287.34	\$ 17,028.70	\$ 17,723.72
E40	Operations Expense	\$ 2,325.00	\$ 3,945.00	\$ 1,414.16	\$ 1,865.89
E55	Professional Services	\$ 35,000.00	\$ 35,000.00	\$ 26,803.91	\$ 35,548.04
E60	Miscellaneous Expense	\$ 4,000.00	\$ 4,000.00	\$ 1,305.08	\$ 16,194.52
E62	Intergovernmental Tsfr	\$ -	\$ -	\$ -	\$ -
E68	Donation Expense	\$ -	\$ -	\$ -	\$ -
E70	Grant Expense	\$ -	\$ -	\$ -	\$ -
E72	Bond Expense	\$ 7,680.00	\$ 7,680.00	\$ 5,837.70	\$ 5,748.29
E80	Capital Assets	\$ -	\$ 69,500.00	\$ 67,111.77	\$ 49,679.00
E85	Interest Expense	\$ 780.00	\$ 780.00	\$ 490.02	\$ 579.45
Totals		\$ 843,554.90	\$ 875,799.56	\$ 598,181.42	\$ 692,527.15

# City of Bryant, AR 2024 Budget Book



Judge Stephanie  
Cassady

at City Hall 208 SW 3rd Street

Mission: To serve the people by efficient and accessible administration of justice for all, to treat everyone with integrity, fairness and respect.

Executive Assistant to the Judge,  
Debora Midget

District Court Clerk,  
Lindsey Dinwiddle

Trial Coordinator, Jackie Lindsey

Deputy Court  
Clerks:  
Deana Pankey  
Debra Styles  
Grace  
Buchanan

Ancillary District Court Clerk,  
Melanie Smith

In Arkansas, district courts were formerly known as municipal courts before the passage of Amendment 80 to the Arkansas Constitution in 2000. Act 3 and Act 627 of 2009 created 25 pilot district judgeships in the state, two of which are in Saline County. The Saline County District Courts exercise countywide jurisdiction over misdemeanor criminal cases, preliminary felony cases, and in certain types of civil cases in matters of less than \$25,000. There are no jury trials in district court. In a district court trial, the judge makes both findings of fact and rulings of law.

A small claims division of the Saline County District Court is administered by the Bryant Department and presided over by Judge Casady of the Bryant Department. This small claims division provides the citizens of Saline County a forum in which citizens may represent themselves to resolve minor civil matters. No attorneys may take part in litigation in the small claims division.

	2020	2021	2022	2023	2024	No change
FT Employees	8	8	8	8	8	

## City of Bryant, AR 2024 Budget Book

<b>Courts</b>					
<b>Revenues</b>					
Cat.	Description	2024 Requested	2023 Budget	2023 Estimated	2022 Actuals
R10	Taxes - Sale	\$ -	\$ -	\$ -	\$ -
R15	Taxes - Property	\$ -	\$ -	\$ -	\$ -
R20	Licenses Permits & Fees	\$ -	\$ -	\$ -	\$ -
R30	Membership Fees	\$ -	\$ -	\$ -	\$ -
R33	Rental Fees	\$ -	\$ -	\$ -	\$ -
R36	Park Program Fees	\$ -	\$ -	\$ -	\$ -
R40	Fines & Forfeitures	\$ 532,900.00	\$ 532,900.00	\$ 330,635.30	\$ 470,245.91
R50	Sale of Services	\$ -	\$ -	\$ -	\$ -
R60	Miscellaneous Revenue	\$ 50,520.00	\$ 50,520.00	\$ 33,893.62	\$ 50,487.17
R62	Intergovernmental Tsfrs	\$ -	\$ -	\$ -	\$ -
R64	Reimbursement	\$ 160,000.00	\$ 160,000.00	\$ 55,466.33	\$ 246,192.19
R66	Sale of Equipment	\$ -	\$ -	\$ -	\$ -
R70	Grant Revenue	\$ -	\$ -	\$ -	\$ -
R74	Sponsorships	\$ -	\$ -	\$ -	\$ -
R85	Interest Revenue	\$ -	\$ -	\$ -	\$ -
<b>Totals</b>		<b>\$ 743,420.00</b>	<b>\$ 743,420.00</b>	<b>\$ 419,995.25</b>	<b>\$ 766,925.27</b>

<b>Expenses</b>					
Cat.	Description	2024 Requested	2023 Budget	2023 Estimated	2022 Actuals
E01	Personnel Expense	\$ 481,805.32	\$ 492,670.95	\$ 366,336.73	\$ 483,683.09
E10	Building & Grounds Exp	\$ 17,996.00	\$ 23,646.00	\$ 10,384.37	\$ 13,602.85
E20	Vehicle Expense	\$ -	\$ -	\$ -	\$ -
E30	Supply Expense	\$ 12,000.00	\$ 11,000.00	\$ 6,188.05	\$ 12,077.33
E40	Operations Expense	\$ 149,521.20	\$ 146,000.00	\$ 96,331.00	\$ 1,814.08
E55	Professional Services	\$ 4,500.00	\$ 5,500.00	\$ 559.26	\$ 3,651.16
E60	Miscellaneous Expense	\$ 3,872.00	\$ 3,540.00	\$ 2,290.98	\$ 2,753.68
E62	Intergovernmental Tsfr	\$ -	\$ -	\$ -	\$ -
E68	Donation Expense	\$ -	\$ -	\$ -	\$ -
E70	Grant Expense	\$ -	\$ -	\$ -	\$ -
E72	Bond Expense	\$ -	\$ -	\$ -	\$ -
E80	Capital Assets	\$ -	\$ -	\$ -	\$ -
E85	Interest Expense	\$ -	\$ -	\$ -	\$ -
<b>Totals</b>		<b>\$ 669,694.52</b>	<b>\$ 682,356.95</b>	<b>\$ 482,090.39</b>	<b>\$ 517,582.19</b>

Highlighted in Green above is the difference from the new County Jail Contract for \$143K.

# City of Bryant, AR 2024 Budget Book

## Parks and Recreation Department



Parks Director Chris Treat since 2016 (shown right)

Assistant Director - Keith Cox



Center Superintendent,  
Eboney Scott

Grounds Superintendent,  
Matt Martin

Aquatics Superintendent, Kristin  
Robinson

Community Outreach  
Coordinator, Cassie Henry -  
Saorrano

Assistant Center Super  
Candace Baker

Foreman:  
David McCorkel  
Dale Sanford

Assistant Aquatics Coordinator,  
Compassion Moomey

Parks Staff:  
Tracy Butler  
Jason Rowton

Parks Labor  
Kevin Smith  
John Stuckey  
Tyler Mims  
VACANT  
Brady Morris  
VACANT

Lifeguards at Mills and Bishop XX  
Seasonal Part Time Positions

Note: \$282,800 is budgeted for Part  
Time Payroll in this approved budget, at  
\$12.50 an hour it approximates 11 FTE  
Positions. FTE's on the year 2020 would  
have been 30.

Bishop Center Part Time Staff

Parks Labor Part Time, Typically 2

The Parks Committee meets once a month on the second Tuesday of the month at 6:00pm in the Bishop Park Conference Room.

- 2023 Accomplishments:
1. New Tennis & Pickleball Courts at Mills Park
  2. Phase 2 of Mills Playground Completed.
  3. Finalizing the Parks Master Plan.
  4. Partnered with Historical Society on Bryant Museum.

- 2024 Goals:
1. Begin to execute the Parks Master Plan.
  2. Begin Aquatics Center Upgrades (funding not in this 2024 budget to be determined, possibly \$1 mil Amend 78)

	2020	2021	2022	2023	2024	1 added in Part Time Equ
FTE Employees	20	29	28	28	29	

# Ribbon Cutting Boswell Courts



Joyce Sheffield Boswell, an 89-year-old resident of Bryant, Arkansas, recently retired from the Bryant Parks Committee but continues her lifelong dedication to the city. Having lived in Bryant for 84 years, she witnessed its growth from a small community of fewer than 100 people in 1938. Boswell and her late husband, Ted, played pivotal roles in establishing the city's parks system, with their contributions dating back to 1940 when they helped create Ashley Park. She has served on the parks committee for about 20 years and is known as a staunch advocate for preserving the city's trees. Her commitment to the community extends to saving historical landmarks, like an old bridge, and she has been recognized for her lifelong service, with the dedication of new Joyce Boswell Courts at Wilbur D. Mills Park. Despite her retirement, Joyce Boswell's love for Bryant and its rich history remains unwavering.



## City of Bryant, AR 2024 Budget Book

### Parks

#### Revenues

Cat.	Description	2024 Requested	2023 Budget	2023 Estimated	2022 Actuals
R10	Taxes - Sale	\$ -	\$ -	\$ -	\$ -
R15	Taxes - Property	\$ -	\$ -	\$ -	\$ -
R20	Licenses Permits & Fees	\$ -	\$ -	\$ -	\$ -
R30	Membership Fees	\$ 277,475.00	\$ 234,000.00	\$ 193,049.00	\$ 214,630.65
R33	Rental Fees	\$ 154,450.00	\$ 153,995.00	\$ 125,063.00	\$ 132,019.00
R36	Park Program Fees	\$ 155,500.00	\$ 162,000.00	\$ 88,639.40	\$ 154,201.20
R40	Fines & Forfeitures	\$ -	\$ -	\$ -	\$ -
R50	Sale of Services	\$ 202,700.00	\$ 184,000.00	\$ 167,191.25	\$ 180,197.25
R60	Miscellaneous Revenue	\$ 5,000.00	\$ 305,000.00	\$ 330,553.44	\$ 222,535.78
R62	Intergovernmental Tsfrs	\$ 1,483,200.00	\$ 1,419,753.00	\$ 1,064,808.00	\$ 1,336,128.00
R64	Reimbursement	\$ -	\$ -	\$ -	\$ -
R66	Sale of Equipment	\$ 6,000.00	\$ -	\$ 2,420.00	\$ 2,120.02
R70	Grant Revenue	\$ -	\$ 166,435.00	\$ -	\$ -
R74	Sponsorships	\$ 135,500.00	\$ 127,500.00	\$ 51,209.25	\$ 147,002.21
R85	Interest Revenue	\$ -	\$ -	\$ -	\$ -
Totals		\$ 2,419,825.00	\$ 2,752,683.00	\$ 2,022,933.34	\$ 2,388,834.11

#### Expenses

Cat.	Description	2024 Requested	2023 Budget	2023 Estimated	2022 Actuals
E01	Personnel Expense	\$ 1,751,222.00	\$ 1,773,482.23	\$ 1,401,171.82	\$ 1,637,859.45
E10	Building & Grounds Exp	\$ 827,890.00	\$ 1,072,234.00	\$ 534,001.33	\$ 877,811.53
E20	Vehicle Expense	\$ 50,597.00	\$ 41,597.30	\$ 34,496.48	\$ 58,630.88
E30	Supply Expense	\$ 74,900.00	\$ 73,700.00	\$ 64,272.50	\$ 76,951.04
E40	Operations Expense	\$ 32,623.40	\$ 34,623.40	\$ 26,491.91	\$ 34,784.54
E55	Professional Services	\$ 161,925.00	\$ 260,220.00	\$ 114,338.67	\$ 182,555.12
E60	Miscellaneous Expense	\$ 18,105.00	\$ 18,105.00	\$ 14,248.66	\$ 17,669.17
E62	Intergovernmental Tsfr	\$ -	\$ -	\$ -	
E68	Donation Expense	\$ -	\$ -	\$ -	
E70	Grant Expense	\$ -	\$ -	\$ -	
E72	Bond Expense	\$ 68,800.00	\$ 68,800.00	\$ 55,365.22	\$ 114,570.53
E80	Capital Assets	\$ -	\$ 1,049,257.68	\$ 964,898.78	\$ 710,937.51
E85	Interest Expense	\$ 10,346.00	\$ 10,346.00	\$ 3,712.86	\$ 5,373.02
Totals		\$ 2,996,408.40	\$ 4,402,365.61	\$ 3,212,998.23	\$ 3,717,142.79

# City of Bryant, AR 2024 Budget Book

## Fire Department

Fire Station 1 at 312 Roya Lane  
 Fire Station 2 at 1601 S. Reynolds  
 Fire Station 3 at 2620 Northlake



Chief J.P. Jordan  
 Serving the City since 2012



Assistant Chief Brandon Futch

Battalion Chief B  
 Brian Watson

Battalion Chief B  
 Alan Cabe

Battalion C  
 Mike McFarland

Fire Marshal Battalion Chief  
 Tommy Hammond

Captain (4)

Captain (4)

Captain (4)

Training Officer  
 David Slack

Engineer (5)

Engineer (5)

Engineer (5)

48/96 hour schedule would be based on 2920 hrs per year. Training Captain and Fire Marshal are 40 hour per week positions based on 2080 hrs per year & 0 hrs of normally scheduled Overtime. Newly hired employees will start at either the certified or uncertified Firefighter position. To start at the certified Firefighter position the newly hired Firefighters must have IFSAC Firefighter I & II Certifications. Anytime an employee changes job positions they will start at 1st position for that Job Classification. An employee that maxes out in a position will be paid an annual bonus in the amount of \$50.00 per year starting the year after the employee maxes out in that position with a maximum bonus of \$1000.00.

Firefighters (5)

Firefighters (5)

Firefighters (5)

**Mission:**  
 \*Reduce and prevent the loss of life and property damage through adequate, efficient, and timely response  
 \*Continue to strive for excellence by providing the highest quality of customer service through continued training and education  
 \*Provide timely and effective life and fire safety education throughout our community and schools  
 \*Adapt to the ever changing needs of our community  
 \*Adequately plan and have a vision for progressive growth of our Fire Department within the community

**2023 Accomplishments:**  
 1. Maintained ISO Rating of a 1  
 2. Continued to serve our stakeholders without any decline in service levels despite major increases in prices for all materials and supplies needed for operations.  
 3. Placed order for a new fire apparatus, scheduled to arrive in the Fall of 2023.  
 4. Continued utilization of our fire training facility including training with outside stakeholders.  
 5. Made steps on a city level to the commitment of retaining valued employees by updating step and grade salary scale.

**2024 Goals:**  
 1. Place new fire apparatus in service and sell a 1999 model reserve apparatus.  
 2. Continue to work with EMS/Ambulance Service provider towards Advanced Life Support level of care for FD personnel prior to ambulance arrival.  
 3. Pursue possible means to fund the purchase of a new ladder truck with possible order in the next 18 months, with potential delivery time out over 3 years.  
 4. Maintain ISO rating of 1  
 5. Continue to offer quality professional development and training opportunities to our personnel.

	2020	2021	2022	2023	2024	No Change
FT Employees	50	50	50	50	50	

# City of Bryant Fire Stations



Station 3 located at 2620 Northlake Road covers Fire District 3 and the Springhill Fire Protection Area

A photograph of Fire Station 3, a modern brick building with a large American flag in front, set against a clear blue sky.

Station 1 located at 312 Roya Lane covers Fire District 1

A photograph of Fire Station 1, a brick building with three large arched bays for fire trucks, and a sign on the roof.

Station 2 located at 1601 South Reynolds Road covers Fire District 2

A photograph of Fire Station 2, a large red brick building with a prominent American flag in front, set against a clear blue sky.



## City of Bryant, AR 2024 Budget Book

<b>Fire</b>					
<b>Revenues</b>					
Cat.	Description	2024 Requested	2023 Budget	2023 Estimated	2022 Actuals
R10	Taxes - Sale	\$ -	\$ -	\$ -	\$ -
R15	Taxes - Property	\$ 55,700.00	\$ 55,700.00	\$ 41,977.43	\$ 52,888.58
R20	Licenses Permits & Fees	\$ 1,500.00	\$ -	\$ 1,350.00	\$ -
R30	Membership Fees	\$ -	\$ -	\$ -	\$ -
R33	Rental Fees	\$ 18,000.00	\$ 21,450.00	\$ 17,290.12	\$ 15,400.00
R36	Park Program Fees	\$ -	\$ -	\$ -	\$ -
R40	Fines & Forfeitures	\$ -	\$ -	\$ -	\$ -
R50	Sale of Services	\$ -	\$ -	\$ -	\$ -
R60	Miscellaneous Revenue	\$ 250.00	\$ 250.00	\$ 5,153.15	\$ 4,231.53
R62	Intergovernmental Tsfrs	\$ 4,120,000.00	\$ 3,943,755.00	\$ 2,957,823.00	\$ 3,711,456.00
R64	Reimbursement	\$ -	\$ -	\$ -	\$ -
R66	Sale of Equipment	\$ 25,000.00	\$ -	\$ -	\$ 21,900.00
R68	Donation Revenue	\$ -	\$ -	\$ -	\$ -
R70	Grant Revenue	\$ -	\$ -	\$ -	\$ -
R74	Sponsorships	\$ -	\$ -	\$ -	\$ -
R85	Interest Revenue	\$ -	\$ -	\$ -	\$ -
<b>Totals</b>		<b>\$ 4,220,450.00</b>	<b>\$ 4,021,155.00</b>	<b>\$ 3,023,593.70</b>	<b>\$ 3,805,876.11</b>

<b>Expenses</b>					
Cat.	Description	2024 Requested	2023 Budget	2023 Estimated	2022 Actuals
E01	Personnel Expense	\$ 5,040,102.00	\$ 4,323,085.52	\$3,255,079.19	\$ 3,722,292.68
E10	Building & Grounds Exp	\$ 195,807.96	\$ 210,337.96	\$131,474.93	\$ 184,137.18
E20	Vehicle Expense	\$ 144,310.97	\$ 129,860.97	\$106,018.09	\$ 147,850.84
E30	Supply Expense	\$ 169,800.00	\$ 241,699.59	\$206,612.23	\$ 94,520.83
E40	Operations Expense	\$ 14,000.00	\$ 14,000.00	\$10,186.23	\$ 10,863.17
E55	Professional Services	\$ 1,600.00	\$ 1,600.00	\$13.58	\$ 1,879.59
E60	Miscellaneous Expense	\$ 10,900.00	\$ 31,025.00	\$16,072.69	\$ 2,959.64
E62	Intergovernmental Tsfr	\$ -	\$ -	\$ -	\$ -
E68	Donation Expense	\$ -	\$ -	\$ -	\$ -
E70	Grant Expense	\$ -	\$ -	\$ -	\$ -
E72	Bond Expense	\$ 174,000.00	\$ 113,148.00	\$71,921.28	\$ 169,696.50
E80	Capital Assets	\$ -	\$ 12,440.20	\$11,114.52	\$ 19,805.57
E85	Interest Expense	\$ 30,000.00	\$ 51,080.00	\$41,433.18	\$ 2,643.41
<b>Totals</b>		<b>\$ 5,780,520.93</b>	<b>\$ 5,128,277.24</b>	<b>\$ 3,849,925.92</b>	<b>\$ 4,356,649.41</b>

Note highlighted above is a large difference due to \$150K of Turn out gear being bought in 2022.

# City of Bryant, AR 2024 Budget Book

## Police Department - station at 312 Roya Lane



CAPT = Captain  
 LT = Lieutenant  
 SGT = Sergeant  
 PTL = Patrol  
 OFC = Officer  
 SRO = School Resource Officer  
 RES = Reserve Officer  
 SAT = Strategic Accident Traffic Unit  
 CID = Criminal Investigation Division  
 PIO = Public Information Officer  
 PSU = Professional Standards Unit  
 (added during 2020)

\*Beginning in 2022 Corporals will no longer be a rank.

Police Chief Carl Minden  
Serving Since 2019

Asst. Chief JW Plouch  
Serving Since 1998

Admin. CAPT J. Payte

Support CAPT S. Fullington

Patrol CAPT P. Tarvin

PSU SGT

Training SGT

CID LT

SRO LT (K9)

PTL LT X 4

PIO/Com Relations SGT

Warrants OFC X 1

CID SGT

SRO SGT

PTL SGT X 4

Res. OFC X 15 (upaid)

Communcations Supervisor

OFC X 5

SRO OFC X 6 (1K9)

PTL OFC X 20 (4 K9)

Administrative Assistant

Records Clerk Dispatchers X 6

Peer Support (AORP grant)

Mission Statement: The mission of the Bryant Police Department is to work in harmony with all citizens of the community to create a safe and secure environment and to improve the quality of life for our residents with an emphasis on equality, fairness, integrity and professionalism.

2023 Accomplishments:

1. Purchased and installed new in-car and body worn camera system.
2. 40 hours of annual training (minimal) per Officer. Increased use of force and de-escalation training with the new training facility.
3. Added Opioid Response Detective and Peer Counselor via grant from AORP.

2024 Goals:

1. Transfer of the city's 911/Dispatch services to Saline County Central.
2. Continue to increase training available to staff.
3. Complete implementation of the AORP grant program.
4. Add four Patrol Officers and one SRO Officer (not currently funded in the 2024 budget)

	2020	2021	2022	2023	2024	Change
FT Employees	59	59	65.5	63.5	62	-1.5

## City of Bryant, AR 2024 Budget Book

<b>Police</b>					
<b>Revenues</b>					
Cat.	Description	2024 Requested	2023 Budget	2023 Estimated	2022 Actuals
R10	Taxes - Sale	\$ -	\$ -	\$ -	\$ -
R15	Taxes - Property	\$ -	\$ -	\$ -	\$ -
R20	Licenses Permits & Fees	\$ -	\$ -	\$ -	\$ -
R30	Membership Fees	\$ -	\$ -	\$ -	\$ -
R33	Rental Fees	\$ -	\$ -	\$ -	\$ -
R36	Park Program Fees	\$ -	\$ -	\$ -	\$ -
R40	Fines & Forfeitures	\$ 780.00	\$ 780.00	\$ 604.26	\$ 806
R50	Sale of Services	\$ -	\$ -	\$ -	\$ -
R60	Miscellaneous Revenue	\$ 75,000.00	\$ 284,070.28	\$ 284,567.31	\$ 1,120,690.31
R62	Intergovernmental Tsfrs	\$ 1,648,000.00	\$ 1,577,502.00	\$ 1,183,131.00	\$ 1,484,580.00
R64	Reimbursement	\$ 307,000.00	\$ 293,000.00	\$ 350,157.60	\$ 296,350.00
R66	Sale of Equipment	\$ 25,000.00	\$ 25,000.00	\$ -	\$ -
R68	Donation Revenue	\$ -	\$ -	\$ 1,000.00	\$ 8,800.00
R70	Grant Revenue	\$ 233,700.00	\$ 33,700.00	\$ 27,558.13	\$ 23,102.93
R74	Sponsorships	\$ -	\$ -	\$ -	\$ -
R85	Interest Revenue	\$ -	\$ -	\$ -	\$ -
	Totals	\$ 2,289,480.00	\$ 2,214,052.28	\$ 1,847,018.30	\$ 2,934,328.92

<b>Expenses</b>					
Cat.	Description	2024 Requested	2023 Budget	2023 Estimated	2022 Actuals
E01	Personnel Expense	\$ 5,943,809.00	\$ 4,984,006.49	\$ 3,935,846.75	\$ 4,489,623.50
E10	Building & Grounds Exp	\$ 156,108.92	\$ 145,913.92	\$ 108,238.84	\$ 142,688.54
E20	Vehicle Expense	\$ 344,003.54	\$ 334,133.82	\$ 309,164.50	\$ 364,656.85
E30	Supply Expense	\$ 60,000.00	\$ 61,600.00	\$ 42,209.33	\$ 76,537.10
E40	Operations Expense	\$ 16,380.00	\$ 17,380.00	\$ 9,956.56	\$ 14,806.82
E55	Professional Services	\$ 10,000.00	\$ 11,950.00	\$ 3,668.20	\$ 11,136.83
E60	Miscellaneous Expense	\$ 87,825.00	\$ 87,825.00	\$ 50,795.12	\$ 52,434.05
E62	Intergovernmental Tsfr	\$ -	\$ -	\$ -	
E64	Reimbursement	\$ -	\$ 218,640.00	\$ 164,613.72	\$ 66,194.22
E70	Grant Expense	\$ 33,700.00	\$ 31,200.00	\$ 17,594.00	\$ 31,394.70
E72	Bond Expense	\$ 926,293.34	\$ 926,293.34	\$ 413,422.44	\$ 699,422.01
E80	Capital Assets	\$ -	\$ -	\$ 976,579.62	\$ 1,085,485.89
E85	Interest Expense	\$ 98,663.51	\$ 98,663.51	\$ 27,491.42	\$ 90,911.00
	Totals	\$ 7,676,783	\$ 6,917,606.08	\$ 6,059,580.50	\$ 7,125,291.51

Highlighted above is the Proceeds from Loan in 2022 and the Sale of Equipment.  
The equipment sold with Enterprise goes back to our Enterprise account.

# City of Bryant, AR 2024 Budget Book

## Public Works Department

- Office at 7064 Cynamide Road

Public Works oversees the Street, Stormwater, Water and Wastewater functions of the City.



Administrative Assistant  
Amanda Pickett

Public Works Director  
Tim Fournier  
Director beginning 4/27/21

Customer Service Supervisor  
Angela Shepard

Water and Wastewater Analyst  
Moriah Winkel

Inventory and Acquisition Specialist  
Christina Call

Construction Project Coordinator,  
Scott Chandler

Senior Office Assistant  
(Position filled after adoption by Lesa Warner)

Meter Tech  
Eric Ahart

Mechanic, Dylan Shepherd (note this position and the asst. is paid out of Admin but reports to the Street Superintendent)

Construction Project Coordinator,  
Joe Henry

Office Assistant  
Lajena Holt

Meter Tech  
Mindy Cox

Mechanic Assistant Caleb Kelly

Construction Project Coordinator,  
Daran Robertson

Office Assistant  
Samantha Hawking

Meter Tech Kayla Collins

The three positions above were moved here when the City Engineer resigned in October of 2023. Management is considering its long term options for that department.

Pumps & Controls Operator  
James Harris

Note: Bryce Rimmer manages the Pumps and Controls and Water Departments but Pumps and Controls does work for both Water and Wastewater and is paid from both sets of funds.

Mission Statement: Provide quality of life to residents by building and maintaining Public Works infrastructure to protect the health and welfare of the city residents, businesses, and visitors along with the environment. We will also provide superior customer service in a timely and efficient manner. The department works to provide these services, as well as to support economic growth and development, with the teamwork and trust of highly qualified and skilled personnel.

	2020	2021	2022	2023	2024	Change - Eng Moved
FT Employees	12	12	13	14	17	3



# City of Bryant, AR 2024 Budget Book

## Certifications/Licenses

Employee	Water Distribution	Water Treatment	Wastewater Operator	CDL	CSI & CISEC	IMSA I	IMSA II
Ken Gorden		Class II					
David Stephens	Grade 2		Class I	A			
Robert Green				B			
Tim Price			Class II	B			
Frankie Glover				A			
Bryce Rimmer			Class I				
Josh Byrd	Grade 2		Class I				
Gregg Asher	Grade 4		Class IV				
Moriah Winkel	Grade 4						
Austin Anders			Class III				
Justin Causey			Class II				
Dale Watkins			Class I	A			
Gary Smith			Class I	A			
Tim Fournier				A	CISEC	X	
Jamie Sledd				B			
David Baker				A			
Nicholas Mitchell				A			
Charlie Drake				B			
Chad Moseley				B			
Ryan Ayres				B		X	X
Donald Tarvin				A			
Christina Call				B			
Ben Wilson					CSI & CISEC		
Jay Stake					CSI & CISEC		
Troy Ellis					CSI & CISEC	X	

\*CSI stands for Certified Stormwater Inspector and CISEC for Certified Inspector for Sediment & Erosion Control

\* IMSA stands for International Municipal Signal Association

### 2023 Public Works Accomplishments:


1. Completed the Metron Meter System installation
2. Secured ANRC Funding for Meters and Leah Circle.
3. 6 miles of roads milled and inlayed
4. Implementation of the Enterprise Asset Management (EAM) System.
5. Phase I Cambridge Drainage.

### Public Works 2024 Goals:

1. Complete the Master Plans for Water, Wastewater and Stormwater with 10 year scopes.
2. Continue COA Project improvements and loading for capacity limits on the Sanitary Sewer System.

# City of Bryant, AR 2024 Budget Book

## Street and Stormwater Departments



Street and Stormwater  
Superintendent Troy Ellis

Stormwater Manager Ben Wilson	Construction Crew Field Supervisor Charles Drake	Right of Way Crew Field Supervisor David Baker	Signs & Signals Technician Ryan Ayres
Stormwater Inspector Ken Gordon	Equipment Operator III Jamie Sledd	Equipment Operator II Chad Moseley	Locate Technician Will Raveling
Stormwater Inspector Jacyon Treat	Equipment Operator II Gene Grey	Equipment Operator II Donald Tarvin	Locate Technician NEW VACANT
Stormwater Enforcement Jay Stake	Equipment Operator I Anthony Merrell	Equipment Operator I Dwayne Galloway	Sign & Signal Technician Nicholas Mitchell
	Equipment Operator I Josh Hastings	Equipment Operator I Calvin Ray	Equipment Operator II Joshua Hastings
	Equipment Operator II VACANT	Equipment Operator I NEW Requested	Equipment Operator II Brian George

2023 Stormwater Accomplishments:

1. Started Cambridge Phase II, Phase II of CDMP, and the Feasibility Study.
2. Completed Phase I of CDMP, Cambridge Phase I, Stonepine, Meadow Creek Drive and Dogwood Phase 2B
3. Designed for Cambridge Phase II, Pleasant Pointe, Edgewood Phase II, Sunset Meadows.
4. Fully staffed and all staff now has their Federal Certifications.

2024 Stomwater Goals:

1. Complete Phase II CDMP
2. Complete the Feasibility Study
3. Complete Cambridge Phase II
4. Complete Edgewood Phase II

2023 Street Accomplishments:

1. Completed the Street Pavement Analysis.
2. Completed Signal Upgrades on 100% Owned Signals.
3. 99% Staff Capacity with new positions added in the 2023 budget
4. Overlaid Hilldale, Springhill Striping and Wilkerson Road.
5. Completed the purchase of the Hawk System
6. Completed PT2 Camera Server Switch Over.

2024 Street Goals:

1. Complete 100% installation of Hawks.
2. Complete Springhill, 5, Reynolds, and 5 Upgrades
3. Complete Hillfarm Detection
4. Overlay Hilltop
5. Completion of the Southern Portion of Bryant Parkway.

	2020	2021	2022	2023	2024
FT Employees Street	13	13	13.5	18	17.5
FT Employees Stormwater	3	3	3.5	4	4.5

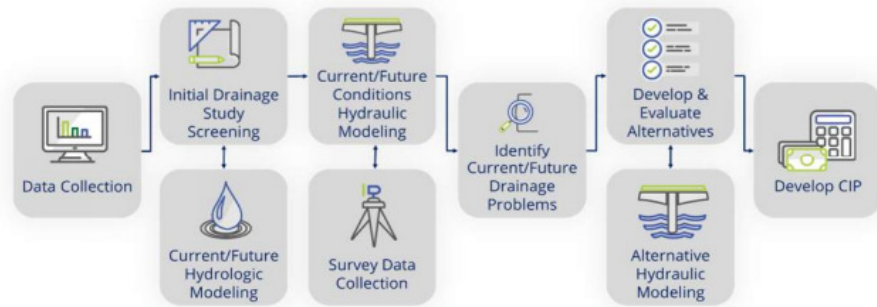
# Bryant Drainage Master Plan

## Garver Citywide Master Drainage Plan Update

October 25, 2022

### Citywide Drainage Master Plan

- Overview of Scope and Purpose of Study



- Current Status
  - Finalizing Citywide Drainage Study Screening – Moving toward Phase 2
  - Developing and evaluating alternatives for Boone Road area and Oak Glenn Subdivision
- Schedule
  - Phase 1 – Estimated Completion of November 2022
  - Phase 2 – Estimated to begin February 2023

## City of Bryant, AR 2024 Budget Book

<b>Street</b>					
<b>Revenues</b>					
Cat.	Description	2024 Requested	2023 Budget	2023 Estimated	2022 Actuals
R10	Taxes - Sale	\$ 456,000.00	\$ 456,000.00	\$ 402,637.61	\$ 595,768.04
R15	Taxes - Property	\$ 1,368,000.00	\$ 1,368,000.00	\$ 1,278,951.95	\$ 1,738,471.83
R20	Licenses Permits & Fees	\$ -	\$ -	\$ -	\$ -
R30	Membership Fees	\$ -	\$ -	\$ -	\$ -
R33	Rental Fees	\$ -	\$ -	\$ -	\$ -
R36	Park Program Fees	\$ -	\$ -	\$ -	\$ -
R40	Fines & Forfeitures	\$ -	\$ -	\$ -	\$ -
R50	Sale of Services	\$ -	\$ -	\$ -	\$ -
R60	Miscellaneous Revenue	\$ 1,500.00	\$ 75,200.00	\$ 128,859.51	\$ 26,215.75
R62	Intergovernmental Tsfrs	\$ 1,977,600.00	\$ 1,893,000.00	\$ 1,419,750.00	\$ 1,781,496.00
R64	Reimbursement	\$ 425,000.00	\$ 425,000.00	\$ -	\$ 223,456.34
R66	Sale of Equipment	\$ -	\$ -	\$ -	\$ -
R70	Grant Revenue	\$ -	\$ -	\$ -	\$ -
R74	Sponsorships	\$ -	\$ -	\$ -	\$ -
R85	Interest Revenue	\$ 775.00	\$ 775.00	\$ -	\$ -
<b>Totals</b>		<b>\$ 4,228,875.00</b>	<b>\$ 4,217,975.00</b>	<b>\$ 3,230,199.07</b>	<b>\$ 4,365,407.96</b>

<b>Expenses</b>					
Cat.	Description	2024 Requested	2023 Budget	2023 Estimated	2022 Actuals
E01	Personnel Expense	\$ 1,485,247.49	\$ 1,531,683.50	\$ 914,320.82	\$ 931,675.01
E10	Building & Grounds Exp	\$ 243,139.96	\$ 105,104.96	\$ 141,152.27	\$ 180,543.34
E20	Vehicle Expense	\$ 282,322.50	\$ 224,400.00	\$ 150,907.67	\$ 189,169.10
E30	Supply Expense	\$ 478,504.08	\$ 377,976.90	\$ 179,472.04	\$ 377,751.44
E40	Operations Expense	\$ 327,200.00	\$ 292,100.00	\$ 46,657.92	\$ 187,547.50
E55	Professional Services	\$ 362,290.04	\$ 345,290.04	\$ 137,804.94	\$ 305,660.46
E60	Miscellaneous Expense	\$ 57,465.00	\$ 57,265.00	\$ 53,360.51	\$ 53,500.93
E62	Intergovernmental Tsfr	\$ -	\$ -	\$ -	\$ -
E70	Grant Expense	\$ -	\$ -	\$ -	\$ -
E80	Capital Assets	\$ 1,541,000.00	\$ 2,574,347.88	\$ 1,580,271.17	\$ 1,685,510.30
E85	Interest Expense	\$ -	\$ -	\$ -	\$ -
E90	Construction Project - Hilltop	\$ 800,000.00	\$ 886,285.96	\$ 276,109.03	\$ 449,256.76
<b>Totals</b>		<b>\$5,577,169.07</b>	<b>\$6,394,454.24</b>	<b>\$3,480,056.37</b>	<b>\$4,360,614.84</b>

4 Jeep Grand Cherokees	220,000	Springhill/5 Signal BPS and PTZ	40,000
Ram 5500 w/ salt Dog/plow	118,000	Reynolds/5 Signal BPS and PTZ	40,000
Ram 5500 w/ dump/util boc	175,000	15 Hawk System Eng/Des	120,000
2 Ram 2500 4x4 Diesels \$85K ea	170,000	Bulk Culvert Purchase	50,000
Trade Ins 2015, 2017, and 2018			250,000
Rams and 2008 Ford		1 John Deere Compact Tractor	68,000
	683,000	2024 Mack Granite 64	200,000
		John Deere Boom Mower	220,000
<b>Total</b>	<b>1,541,000</b>	Vermeer Hyrdo Vac Trailer	<b>120,000</b>



## City of Bryant, AR 2024 Budget Book

<b>Stormwater</b>					
<b>Revenues</b>					
Cat.	Description	2024 Requested	2023 Budget	2023 Estimated	2022 Actuals
R10	Taxes - Sale	\$ -	\$ -	\$ -	\$ -
R15	Taxes - Property	\$ -	\$ -	\$ -	\$ -
R20	Licenses Permits & Fees	\$ -	\$ -	\$ -	\$ -
R30	Membership Fees	\$ -	\$ -	\$ -	\$ -
R33	Rental Fees	\$ -	\$ -	\$ -	\$ -
R36	Park Program Fees	\$ -	\$ -	\$ -	\$ -
R40	Fines & Forfeitures	\$ -	\$ -	\$ -	\$ -
R50	Sale of Services	\$ -	\$ -	\$ -	\$ -
R60	Miscellaneous Revenue	\$ -	\$ -	\$ -	\$ -
R62	Intergovernmental Tsfrs	\$ -	\$ -	\$ -	\$ -
R64	Reimbursement	\$ -	\$ -	\$ -	\$ -
R66	Sale of Equipment	\$ -	\$ -	\$ -	\$ -
R70	Grant Revenue	\$ -	\$ -	\$ -	\$ -
R74	Sponsorships	\$ -	\$ -	\$ -	\$ -
R85	Interest Revenue	\$ -	\$ -	\$ -	\$ -
<b>Totals</b>		<b>\$ -</b>	<b>\$ -</b>	<b>\$ -</b>	<b>\$ -</b>

NOTE: All revenues derived from the current Stormwater charge are expended on Capital not operational needs.

<b>Expenses</b>					
Cat.	Description	2024 Requested	2023 Budget	2023 Estimated	2022 Actuals
E01	Personnel Expense	\$ 469,569.41	\$ 409,654.87	\$ 272,195.68	\$ 284,763.98
E10	Building & Grounds Exp	\$ 4,512.00	\$ 4,524.00	\$ 3,292.76	\$ 3,821.36
E20	Vehicle Expense	\$ 39,334.56	\$ 35,034.56	\$ 22,173.26	\$ 18,991.56
E30	Supply Expense	\$ 25,400.00	\$ 23,900.00	\$ 7,262.60	\$ 15,767.40
E40	Operations Expense	\$ 9,200.00	\$ 7,700.00	\$ 4,847.96	\$ 5,731.07
E55	Professional Services	\$ 150,760.00	\$ 150,760.00	\$ 71,423.26	\$ 100,774.43
E60	Miscellaneous Expense	\$ -	\$ -	\$ -	\$ -
E62	Intergovernmental Tsfr	\$ -	\$ -	\$ -	\$ -
E68	Donation Expense	\$ -	\$ -	\$ -	\$ -
E70	Grant Expense	\$ -	\$ -	\$ -	\$ -
E72	Bond Expense	\$ -	\$ -	\$ -	\$ -
E80	Capital Assets	\$ 815,000.00	\$ 3,300,322.25	\$ 62,103.00	\$ 90,330.13
E85	Interest Expense	\$ -	\$ -	\$ -	\$ -
E90	Construction Projects, see fund 51	\$ -	\$ -	\$ -	\$ -
<b>Totals</b>		<b>\$ 1,513,775.97</b>	<b>\$ 3,931,895.68</b>	<b>\$ 443,298.52</b>	<b>\$ 520,179.93</b>

Capital 3 Jeep Cherokees at \$55K a piece  
( 2 Trade In's Planned)

Pleasant Point	425,000	if Grant/Reimb Funded
Eastwood	225,000	
<b>Total</b>	<b>650,000</b>	

# City of Bryant, AR 2024 Budget Book

## Historical Review of 515 Stormwater Capital Enterprise Fund and ARPA Funding

Out of 515 Stormwater Capital Fund									
Vendors/Engineers	Encumbered as of 11/7/23 in 515 Fund	Spent in 2017	Spent in 2018	Spent in 2019	Spent in 2020	Spent in 2021	Spent in 2022	Spent in 2023 thru 10/23	Total since 2017
5808 Vehicles and Equipment		68,101	29,000						97,101
Master plan Feasibility Study	RJN	49,940							
August Cove		164,991					52,445		217,437
Bame to White Blossom				11,250	750				12,000
Boone estimated at \$600,000									0
Bridgeport				45,455					45,455
Cambridge	D&D Homes	21,141	6,500						6,500
Carrywood/Raintree Acres Proj 2.6.8	Garver, Garnat	263,036		3,638	39,088	160,056		76,072	278,855
Debswood	JcCon					5,900			5,900
Dogwood	Redstone			73,849	4,290				342,704
Eastwood									420,843
Hanover/Other/Span Rd.	Gene Summers					71,997			71,997
Henson/Ozark	Redstone, McC, Icon, Scurlock			10,578	64,459	15,531			90,568
Hidden Creek	McC				8,156				8,156
Hilltop/Springhill Intersection	Redstone, Garnat, Pinacle				5,300	13,176	300,924		319,400
Jon Drive	Conso Pipe		12,370						12,370
Lexington			18,030	5,971					24,001
Mills Park Rd	McC				21,721	71,258			92,979
Monticello			1,415	147,759					149,174
Northlake	Township				3,900	19,900		1,100,000	1,123,800
Oak Glenn/Coral Tree/Rogers/Span						3,562			3,562
Pleasant Point Phase 2									
Raintree 2A	Garnat, Cisneros							566,638	566,638
Richland park		210,500	5,202						215,702
Robinwood	McC				134,326				134,326
Stillman Loop	McC			9,557	7,000				16,557
StoneyBrook			8,360	2,776					11,136
Target Parking Lot				17,289					17,289
Westpoint/Hensley				6,300	26,783				33,083
Woodland Park					8,313				8,313
Timbercreek					66,533				66,533
<b>Totals</b>		<b>334,117</b>	<b>450,092</b>	<b>74,377</b>	<b>334,422</b>	<b>390,620</b>	<b>361,379</b>	<b>353,369</b>	<b>2,085,414</b>

	2016	2017	2018	2019	2020	2021	2022	2023	Total
500-0140-4567 SW In Lieu	1,500.00	46,565.00	6,500.00	91,586.87	2,800.00	22,730.00	25,825.00	24,117.00	221,623.87
500-0140-4568 SW Residential	138,822.00	243,074.63	248,889.00	246,249.00	244,158.65	243,212.90	241,964.20	205,703.66	1,812,074.04
500-0140-4569 SW Business	17,130.00	32,500.00	32,412.00	42,018.00	44,365.80	44,850.00	45,106.63	38,808.00	297,190.43
515-0140-4850 SW Int	14.40	91.29	60.44	140.72	297.22	71.84	58.79		734.70
@	157,466.40	322,230.92	287,861.44	379,994.59	291,621.67	310,864.74	312,954.62	268,628.66	2,331,623.04
500-0140-5622 SW Transfer	132,865.00	344,276.63	264,515.00	379,307.87	291,246.45	309,041.00	332,275.70	332,275.70	2,385,803.35
@	24,601.40	(22,045.71)	23,346.44	686.72	375.22	1,823.74	(19,321.08)	(63,647.04)	(54,180.31)
515-0140-1000 just deposits	135,341.32	344,367.92	264,575.44	879,448.59	294,387.27	309,112.84	463,013.41	463,013.41	3,153,260.20
@	(2,476.32)	(91.29)	(60.44)	(500,140.72)	(3,140.82)	(71.84)	(130,737.71)	(130,737.71)	(767,456.85)

	2016	2017	2018	2019	2020	2021	2022	2023	Total
515-0140-5816 Infrastructure	0.00	381,991.78	45,376.56	334,422.10	390,620.32	361,379.32	353,369.30	1,660,536.80	3,952,573.30
515-0140-5808 Vehicles/Equip	0.00	68,100.62	29,000.00						97,100.62
Total Capital Spend	0.00	450,092.40	74,376.56	334,422.10	390,620.32	361,379.32	353,369.30	2,085,413.92	4,049,673.92

	2016	2017	2018	2019	2020	2021	2022	2023	Total
Cash 1000	135,341.32	29,616.84	221,639.52	782,246.76	667,259.16	624,175.33	290,360.30	676,955.00	(1,078,901.82)
@	22,125.08	(11.92)	21,450.28	6,415.53	22,404.48	14,973.73	358,888.66	(194,054.40)	

Historically double the 515 amounts shown above were typically spent on these projects because another half was spent out of the Street Fund as these projects are in the Street Right of way.

February 2022 Council approved to spend (on BA Lis) 500,000 on the Carrywood/Debswood Stormwater Project  
 September 2022 Council approved to spend 550,000 on the Raintree Stormwater Project  
 September 2022 Council approved to spend 1,100,000 on the Northlake Stormwater Project  
 November 2022 Council approved to spend 2,000,000 on the Water Meter Replacement Project  
 Approximate received ARPA Funding 4,200,000  
 Remaining (50,000)

WW Pos that are related to the Consent Action Order rolled from 2022 to 2023, still outstanding at 10/23/23	PO Number	Vendor	Description	Outstanding as of
2022006051	Crist Engineer: 2019009500 Shobe Rd S	\$237,906.80		
2022005479	Ac & T, Llc. Sewer System Rehabiliti	\$221,735.00		
2022006361	Crist Engineer: CAO SSES unmonitored	\$14,100.14		
2022008497	Clifford Power LS generator for CAO up	\$75,000.00		
2022008505	Clifford Power Generator for LS 13 CAC	\$75,000.00		
2021006417	Crist Engineer: 2008 Wastewater System	\$71,687.00		
2022005377	Environmenta Replace aeration memb	\$21,394.38		
2021005796	Crist Engineer: SSES Basins 356 and 7 P	\$12,083.00		
2022007984	Crist Engineer: Legacy po 2021006418 -	\$16,463.00		
2019009499	Crist Engineer: CIP-CAO Prelim Study SI	\$5,100.00		

Other Pos related to Raintree Project rolled from 2022 to 2023	PO Number	Vendor	Description	Outstanding as of
	2022007352	Garnat Engineer Raintree 2A Proj	\$6,644.50	
	2022004480	Gene Summers Raintree Acres Dr.	\$49,000.00	
	2022002314	Cranford Const: Raintree Drive -Ac	\$31,118.00	
	2022005996	Garnat Engineer Raintree Phase 1 I	\$28,062.50	
	2022003472	Garnat Engineer Raintree Project #	\$14,452.43	
			<u>\$129,277.43</u>	

2022004481	Michael Baker I Contract services	\$105,014.76	
2022007854	Garnat Engineer RFQ, Northlake Cr	\$60,660.00	
2021008755	RJN Group, Inc. Stormwater feas c	\$33,790.00	

# City of Bryant, AR 2024 Budget Book

## Enterprise Funds

The City has a major Enterprise Fund called the Utility Revenue Fund shown as number 0500. This fund started out housing the collections of the water payments on the utility bills; however, wastewater funds are collected through this fund as well. Any Enterprise Fund revenues are collected through this fund and then distributed out to their separate funds via transfers. This began changing with a General Ledger Software Conversion in 2022. Going into 2023 it is planned for all of Water's revenues and expenses to be housed in Fund 0500 and all of Wastewater's related revenues and expenses to be housed in 0510.

The water expenses are derived from the treatment and distribution of water to approximately 9000 customers. The Water department received its water from the Central Arkansas Water Authority in Little Rock, Arkansas. The expense to pay for the water is listed under the supplies category.

In 2016 the City added a new enterprise fund, 0515, one for Stormwater capital costs. The city collects on the Utility bills \$3.00 from all residential customers and \$6.00 from all commercial customers to help fund capital projects associated with stormwater issues. Because many Stormwater issues are related and in Streets the Stormwater Personnel and related operating costs continue to be paid out of the Street Fund, see those related pages in this Budget Book for a complete picture of Stormwater issues.

The Water and Wastewater Divisions had Twenty Year Master Plans completed by Crist Engineering in 2008. New master plans are scheduled to be completed in 2024. The Public Works and Finance Directors have been reviewing these documents for possible inclusion into this document as Appendices. We would like to have all the future plan documents in one place for easy reference. However, first we want to review these documents to see how our current 2024 outlook lines up with the estimates and projections and completion schedules within these documents.

Over the past couple of years our Public Works Department has been striving to move from using all contractors to doing some work "in house." The City has attempted to hire additional employees to do this work. See below a list of "in house" projects planned for the 2024 year.

### Street/Stormwater

Cambridge Place

Oak Crossing – pending CIP recommendations

HAWK pedestrian crossings

Cox Canal sediment removal

### Wastewater

+7000' Pipe Bursting – Basin 1,6, unmonitored

4 Manhole replacements – Basin 1, unmonitored

15' FM relocation from LS 5 under Bryant Parkway Bridge

Leah Circle force main addition – ANRC funding obtained

LS 5 upgrade/rebuild – pending study possibly 2025

# Water Department



Water Superintendent Bryce  
J. Rimmer

Field Supervisor  
Josh Byrd

Utility Worker I  
Kevin Thornberry

Equipment Operator  
John Boyette

Utility Worker I  
Tyler Clanton

Equipment Operator  
Brad Wilson

Utility Worker I  
Jared Reedy

Equipment Operator Josh Frye

2023 Water Accomplishments:  
 1. Installed new meter system with an ANRC Loan.  
 2. Fully staffed department.  
 3. Started South Plain Water Study.  
 4. Began the Lead and Cooper Rule which per the EPA must be completed by October of 2024.

2024 Water Goals:  
 1. Eliminate 4" water line on Johnswood.  
 2. Upgrade chlorinator @ Booster Station.  
 3. Complete the South Plain Water Study.  
 4. Participate in a Partnership for Safewater which helps to define safe drinking water.  
 5. Update the 20 year Master Plan.

	2020	2021	2022	2023	2024	No Change
FT Employees	7	7	7	7	7	

# City of Bryant, AR 2024 Budget Book

## Wastewater Department

- The Wastewater Plant is located at 7064 Cynamide Drive

The Water and Wastewater Committee (WSAC) meets on the first Tuesday of each month at 6:00 pm.



Wastewater  
Superintendent  
Frankie Glover

Wastewater Treatment  
Plant Manager  
Gregg Asher

Field Supervisor  
Open Position

Chief Plant Operator  
VACANT

PW Equip Operator  
Tim Price

Maintenance  
Utility Worker  
II Anthony  
Jones

Maintenance  
Utility Worker  
II Eric Coleman

Wastewater  
Operator  
Austin Remsing

Wastewater  
Treatment  
Operator Gary  
Smith

Maintenance Utility  
Worker II Jose  
Tobias

Repair Utility  
Worker II Matt  
Hawkins

Maintenance  
Utility Worker I  
Dylan Mitchell

Wastewater  
Operator Dale  
Watkins

Wastewater  
Lab Tech. Justin  
Causey

Maintenance Utility  
Worker I  
David Stephens

Util Worker I  
Rob Green

Wastewater  
Operator  
Quinton Jones

Wastewater  
Operator  
VACANT

Maintenance Utility  
Worker I Steven  
Tallent

Maintenance  
Utility Worker  
I VACANT

2023 Wastewater Accomplishments:

1. Began the Master Plan.
2. Obtained ANRC Loan funding for the Leah Circle Project.
3. 4 Point Repair 200 ft.
4. Completed 2002 feet of pipebursting in the Stillman/Stivers Area.
5. Replaced 6 manholes

2024 Wastewater Goals:

1. Lift Station 20 relocate for current FM is located between house and yards, 25ft deep and is a known issue
2. Complete Leah Circle force main upgrade.
3. Complete 18 line segments
4. Complete 20 lines of camera work per week
5. Complete 30 lines of clean up work per week

	2020	2021	2022	2023	2024
FT Employees	14	14	21	20	20

## City of Bryant, AR 2024 Budget Book

<b>Water</b>					
<b>Revenues</b>					
Cat.	Description	2024 Requested	2023 Budget	2023 Estimated	2022 Actuals
R10	Taxes - Sale	\$ -	\$ -	\$ -	\$ -
R15	Taxes - Property	\$ -	\$ -	\$ -	\$ -
R20	Licenses Permits & Fees	\$ -	\$ -	\$ -	\$ -
R30	Membership Fees	\$ -	\$ -	\$ -	\$ -
R33	Rental Fees	\$ -	\$ -	\$ -	\$ -
R36	Park Program Fees	\$ -	\$ -	\$ -	\$ -
R40	Fines & Forfeitures	\$ -	\$ -	\$ -	\$ -
R50	Sale of Services	\$ 5,235,722.00	\$ 5,155,722.00	\$ 3,444,732.49	\$ 4,802,547.99
R60	Miscellaneous Revenue	\$ 1,500.00	\$ 36,506.48	\$ 5,600.40	\$ 2,005,602.60
R62	Intergovernmental Tsfrs	\$ -	\$ -	\$ 17,270.00	\$ 37,405.28
R64	Reimbursement	\$ 100,000.00	\$ -	\$ 222,976.89	\$ -
R66	Sale of Equipment	\$ -	\$ -	\$ -	\$ -
R70	Grant Revenue	\$ -	\$ -	\$ -	\$ -
R74	Sponsorships	\$ -	\$ -	\$ -	\$ -
R85	Interest Revenue	\$ -	\$ -	\$ -	\$ -
<b>Totals</b>		<b>\$ 5,337,222.00</b>	<b>\$ 5,192,228.48</b>	<b>\$ 3,690,579.78</b>	<b>\$ 6,845,555.87</b>

<b>Expenses</b>					
Cat.	Description	2024 Requested	2023 Budget	2023 Estimated	2022 Actuals
E01	Personnel Expense	\$ 1,370,171.76	\$ 1,391,301.00	\$ 943,474.54	\$ 962,971.79
E10	Building & Grounds Exp	\$ 114,130.66	\$ 118,322.66	\$ 52,717.00	\$ 103,590.53
E20	Vehicle Expense	\$ 111,500.00	\$ 104,600.00	\$ 71,504.32	\$ 131,783.57
E30	Supply Expense	\$ 1,711,200.00	\$ 1,410,400.00	\$ 1,120,006.33	\$ 1,469,823.19
E40	Operations Expense	\$ 491,500.00	\$ 465,360.00	\$ 334,934.97	\$ 564,637.00
E55	Professional Services	\$ 399,300.00	\$ 84,800.00	\$ 38,378.79	\$ 120,059.97
E60	Miscellaneous Expense	\$ 64,500.00	\$ 83,610.00	\$ 76,509.64	\$ 53,929.84
E62	Intergovernmental Tsfr	\$ 216,150.00	\$ 35,000.00	\$ 133,939.47	\$ 160,671.77
E68	Donation Expense	\$ -	\$ -	\$ -	\$ -
E70	Grant Expense	\$ -	\$ -	\$ -	\$ -
E72	Bond Expense	\$ 43,002.00	\$ 31,983.96	\$ 31,341.38	\$ 45,275.55
E80	Capital Assets	\$ 720,000.00	\$ 4,068,695.03	\$ -	\$ 699,384.15
E85	Interest Expense	\$ 75,347.00	\$ 87,589.00	\$ 56,806.46	\$ 85,843.99
E90	Construction Projects	\$ -	\$ -	\$ -	\$ -
<b>Totals</b>		<b>\$ 5,316,801.42</b>	<b>\$ 7,881,661.65</b>	<b>\$ 2,859,612.90</b>	<b>\$ 4,397,971.35</b>

Carried forward from 2023	1 - 2022 Ram 1500 Red River Dodge roll over from 2023	83,792
	Booster Station Chlorinator	35,000
	Booster Station PRV and Controls	35,000
	1/2 Water/WW Rate Study (\$50K) and Hwy 5 (\$100K)	150,000
	Dep Exp	500,000
	Total for 2024	720,000

## City of Bryant, AR 2024 Budget Book

<b>Wastewater</b>					
<b>Revenues</b>					
Cat.	Description	2024 Requested	2023 Budget	2023 Estimated	2022 Actuals
R10	Taxes - Sale	\$ -	\$ -	\$ -	\$ -
R15	Taxes - Property	\$ -	\$ -	\$ -	\$ -
R20	Licenses Permits & Fees	\$ -	\$ -	\$ -	\$ -
R30	Membership Fees	\$ -	\$ -	\$ -	\$ -
R33	Rental Fees	\$ -	\$ -	\$ -	\$ -
R36	Park Program Fees	\$ -	\$ -	\$ -	\$ -
R40	Fines & Forfeitures	\$ -	\$ -	\$ -	\$ -
R50	Sale of Services	\$ 5,500,000.00	\$ 5,577,537.00	\$ 4,269,979.33	\$ 5,224,299.87
R60	Miscellaneous Revenue	\$ 50,000.00	\$ 50,100.00	\$ 49,319.06	\$ 15,354.63
R62	Intergovernmental Tsfrs	\$ -	\$ 4,064,000.00	\$ 3,866,476.52	\$ 5,224,299.87
R64	Reimbursement	\$ 100,000.00	\$ -	\$ 97,432.41	\$ -
R66	Sale of Equipment	\$ -	\$ -	\$ -	\$ -
R70	Grant Revenue	\$ -	\$ -	\$ -	\$ -
R74	Sponsorships	\$ -	\$ -	\$ -	\$ -
R85	Interest Revenue	\$ -	\$ -	\$ -	\$ -
<b>Totals</b>		<b>\$ 5,650,000.00</b>	<b>\$ 9,691,637.00</b>	<b>\$ 8,283,207.32</b>	<b>\$ 10,463,954.37</b>

<b>Expenses</b>					
Cat.	Description	2024 Requested	2023 Budget	2023 Estimated	2022 Actuals
E01	Personnel Expense	\$ 2,125,831.39	\$ 2,048,166.00	\$ 1,342,934.26	\$ 1,532,130.17
E10	Building & Grounds Exp	\$ 747,168.00	\$ 719,068.00	\$ 428,167.05	\$ 721,585.27
E20	Vehicle Expense	\$ 221,520.07	\$ 275,820.07	\$ 96,419.42	\$ 160,950.15
E30	Supply Expense	\$ 687,000.00	\$ 623,200.00	\$ 503,907.19	\$ 669,762.49
E40	Operations Expense	\$ 79,000.00	\$ 55,780.00	\$ 38,555.27	\$ 43,354.44
E55	Professional Services	\$ 182,300.00	\$ 458,426.00	\$ 131,408.60	\$ 107,292.94
E60	Miscellaneous Expense	\$ 78,740.00	\$ 74,240.00	\$ 59,794.49	\$ 33,320.16
E62	Intergovernmental Tsfr	\$ 325,000.00	\$ 170,000.00	\$ 3,781,737.67	\$ 5,439,075.07
E68	Donation Expense	\$ -	\$ -	\$ -	\$ -
E70	Grant Expense	\$ -	\$ -	\$ -	\$ -
E72	Bond Expense	\$ 67,001.00	\$ 66,999.47	\$ 42,429.92	\$ 59,967.72
E80	Capital Assets	\$ 750,000.00	\$ 3,851,874.58	\$ 754,046.52	\$ 1,071,334.25
E85	Interest Expense	\$ 95,000.00	\$ 87,589.00	\$ 78,811.30	\$ 47,333.30
E90	Construction Projects	\$ -	\$ -	\$ -	\$ -
<b>Totals</b>		<b>\$ 5,358,560.46</b>	<b>\$ 8,431,163.12</b>	<b>\$ 7,258,211.69</b>	<b>\$ 9,886,105.96</b>
	Carried forward from 2023			PO Amounts	
	2023000226	2 Ram 3500 each \$61K		136,932	
	2023000225	3 Ram 2500 each \$60K, 2 2024 \$80K		195,396	
		2024 Jeep Grand Cherokee			
	2023000264	John Deere HH60c Hammer Attachme		34,852	
		Dep Exp			500,000
	2023000271	4" Godwin Dry Prime Pump		51,995	
		1/2 Water/WW Rate Study (\$50K) and Hwy 5 Timeframe			150,000
		Consent Action Order Projects - Leah Circle and Springhill			0
		LS 18, 19, 22, 11, 21 Cover, Panels			100,000
		<b>Totals</b>		<b>419,175</b>	<b>750,000</b>

# City of Bryant, AR 2024 Budget Book

Fund	Dept	Account	Account Description	Budget Line Description	2024 Proposed	2023 Adopted	2022 Budget	2021 Actuals
5	200	4100	Designated Tax - AC		\$659,200.00	\$631,001.00	\$593,834.00	\$588,965.56
5	400	4100	Designated Tax - Park		\$659,200.00	\$631,001.00	\$593,834.00	\$588,965.56
5	500	4100	Designated Tax - Fire		\$1,648,000.00	\$1,577,502.00	\$1,484,584.00	\$1,472,413.94
5	600	4100	Designated Tax - Police		\$1,648,000.00	\$1,577,502.00	\$1,484,584.00	\$1,472,413.94
5	800	4100	Designated Tax - Street		\$1,977,600.00	\$1,893,002.00	\$1,781,501.00	\$1,766,896.65
2	100	4105	One Cent Sales Tax		\$6,592,000.00	\$6,310,008.00	\$5,938,336.00	\$5,889,655.65
45	400	4110	Park 1/8 Sales Tax		\$824,000.00	\$788,751.00	\$742,292.00	\$736,206.97
55	500	4120	Fire 3/8 Sales Tax		\$2,472,000.00	\$2,366,253.00	\$2,226,876.00	\$2,208,620.84
51	500	4150	State Turnback	funds received from Act 833 program	\$28,000.00	\$28,000.00	\$20,000.00	\$26,526.37
62	600	4402	Act 988 of 1991 Revenue		\$12,000.00	\$12,000.00	\$12,000.00	\$7,757.62
30	300	4404	Act 1256 Civil Division		\$71,250.00	\$71,250.00	\$71,250.00	\$42,051.00
30	300	4406	Act 1256 District Court Rev		\$330,000.00	\$330,000.00	\$330,000.00	\$281,991.97
31	300	4408	Act 1809 of 2001 Revenue		\$36,000.00	\$36,000.00	\$29,426.00	\$33,813.00
61	600	4410	Admin of Justice Revenue		\$15,000.00	\$15,000.00	\$15,000.00	\$16,111.68
66	600	4418	Drug Seizure Revenue		\$0.00	\$0.00	\$0.00	\$26,903.79
68	600	4418	Drug Seizure Revenue		\$2,500.00	\$2,500.00	\$2,500.00	\$822.56
3	100	4502	AT&T / SW Bell Franchise Fee		\$80,000.00	\$150,000.00	\$150,000.00	\$80,235.76
3	100	4506	Centerpoint Energy Franchise Fee		\$250,000.00	\$200,000.00	\$200,000.00	\$225,337.34
3	100	4508	Fidelity Franchise Fee		\$15,000.00	\$15,000.00	\$15,000.00	\$18,930.90
3	100	4510	Comcast Cable Franchise Fee		\$75,000.00	\$75,000.00	\$75,000.00	\$82,703.28
3	100	4526	Entergy Franchise Fee		\$600,000.00	\$600,000.00	\$600,000.00	\$617,964.81
3	100	4528	First Electric Franchise Fee		\$300,000.00	\$275,000.00	\$275,000.00	\$414,816.49
3	100	4564	Windstream Franchise Fee		\$15,000.00	\$15,000.00	\$15,000.00	\$14,498.92
114	100	4610	Loan Proceeds from Sales Tax	Sales Tax from State 4/8	\$3,296,000.00	\$0.00	\$2,969,168.00	\$2,944,827.83
110	100	4623	Xfer from Other Fund		\$30,000.00	\$0.00	\$375,000.00	\$375,198.03
604	0	4623	Xfer from Other Fund		\$50,000.00	\$0.00	\$575,000.00	\$0.00
515	140	4567	Stormwater Rev Fees		\$20,000.00			
515	140	4568	Stormwater Rev Residential		\$244,000.00			
515	140	4569	Stormwater Rev Business		\$44,000.00			
515	140	4600		ARPA Money to be moved into Storm when investment is up	\$342,000.00			
525	950	4625	Xfer from Water		\$491,150.00	\$217,000.00	\$217,000.00	\$0.00
550	900	4259	Xfer frWaterOrd1997-3, 2010-18	equals customer service xfer from fund 500 above Water Impact	\$35,000.00	\$35,000.00	\$35,000.00	\$0.00
555	950	4259	Xfer from Water Ord 1997-03	Sewer Impact Fees	\$50,000.00	\$50,000.00	\$50,000.00	\$0.00
182	800	4627	Xfer from Other		\$521,877.00			
185	800	4627	Xfer from Other	From Franchise Fee Fund 003	\$636,444.00	\$0.00	\$649,000.20	\$640,004.21
20	200	4680	Donation Revenue Ord 2011-24		\$2,500.00	\$2,500.00	\$2,500.00	\$1,914.56
113	100	4850	Interest Revenue		\$30,000.00			
114	400	4850	Interest Revenue		\$50,000.00	\$0.00	\$0.00	\$428.43
183	800	4850	Interest Revenue		\$22,000.00			
185	800	4850	Interest Revenue		\$5,000.00			
186	800	4850	Interest Revenue		\$10,000.00			
604	0	4850	Interest Revenue		\$2,000.00			
30	300	5072	Act 1256 Judge Retirement		\$5,200.00	\$5,200.00	\$5,200.00	\$4,738.08
30	300	5400	Act 316 of 1991 Expense		\$250.00	\$250.00	\$250.00	\$217.44
51	500	5410	Act 833 Expense		\$28,000.00	\$28,000.00	\$63,620.00	\$13,734.20
30	300	5415	Act 918 of 1983 Expense		\$17,500.00	\$17,500.00	\$17,500.00	\$16,111.68
62	600	5420	Act 988 Expense		\$12,000.00	\$12,000.00	\$12,000.00	\$0.00
30	300	5425	Act 1256 Co Admin of Justice		\$140,500.00	\$140,500.00	\$140,500.00	\$128,899.20
30	300	5430	Act 1256 Court Costs		\$15,250.00	\$15,250.00	\$15,250.00	\$14,172.48
30	300	5435	Act 1256 City Attorney		\$28,500.00	\$28,500.00	\$28,500.00	\$26,288.16
30	300	5440	Act 1256 DFA (State)		\$167,150.00	\$167,150.00	\$167,150.00	\$106,987.62
30	300	5445	Act 1256 Ordinance 89-15		\$26,000.00	\$26,000.00	\$26,000.00	\$23,599.20
30	300	5495	Act 1256 Intoximeter Expense		\$900.00	\$900.00	\$900.00	\$805.68
20	200	5580	AC Donation Expense	Used Primarily for Out of State Transport Costs	\$2,500.00	\$2,500.00	\$5,000.00	\$1,919.90
61	600	5600	Miscellaneous Expense		\$15,000.00	\$15,000.00	\$15,010.00	\$0.00
66	600	5600	Miscellaneous Expense		\$0.00	\$0.00	\$0.00	\$0.00
68	600	5600	Miscellaneous Expense	State Drug Account	\$2,500.00	\$2,500.00	\$2,505.00	\$988.85
31	300	5608	Software - New & Renewals		\$36,000.00	\$36,000.00	\$40,000.00	\$43,902.65
2	100	5620	Xfer to General		\$6,592,000.00	\$6,310,008.00	\$5,938,336.00	\$5,000,004.00
3	100	5620	Xfer to General		\$175,000.00	\$175,000.00	\$175,000.00	\$175,000.00
5	200	5620	Xfer to General - AC		\$659,200.00	\$631,001.00	\$593,834.00	\$525,000.00
5	400	5620	Xfer to General - Park		\$659,200.00	\$631,001.00	\$593,834.00	\$525,000.00
5	500	5620	Xfer to General - Fire		\$1,648,000.00	\$1,577,502.00	\$1,484,584.00	\$1,312,500.00
5	600	5620	Xfer to General - Police		\$1,648,000.00	\$1,577,502.00	\$1,484,584.00	\$1,312,500.00
45	400	5620	Xfer to General		\$824,000.00	\$788,751.00	\$742,292.00	\$624,996.00
55	500	5620	Xfer to General		\$2,472,000.00	\$2,366,253.00	\$2,226,876.00	\$1,875,000.00
3	800	5622	Xfer to Fund 185	Debt Payments	\$1,158,321.00	\$649,000.20	\$649,000.20	\$639,966.95
5	800	5622	Xfer to Street		\$1,977,600.00	\$1,893,002.00	\$1,781,501.00	\$1,500,000.00
604	0	5626	Xfer to Other		\$50,000.00	\$0.00	\$575,000.00	\$0.00
113	100	5626	Xfer to Other		\$30,000.00			
114	0	5722	Bond Principle Pmt	Paid by Regions Trustee	\$1,672,525.00	\$0.00	\$700,000.00	\$2,165,000.00
185	800	5722	Bond Principal Pmt	First Security Bond Schedule in budget book	\$375,000.00	\$0.00	\$360,000.00	\$350,000.00
114	0	5724	Bond Fees	\$950 to Friday, Eldridge and Clark	\$950.00	\$0.00	\$950.00	\$3,100.00
185	800	5724	Bond Fees	First Security	\$1,000.00	\$0.00	\$1,008.00	\$999.96
604	0	5724	Bond Fees	\$166.67 each month to First Security	\$2,000.00	\$0.00	\$2,000.04	\$0.00
185	800	5750	Interest Expense	First Security Bond Schedule in budget book	\$262,000.00	\$0.00	\$278,493.76	\$286,043.76
515	140	5816	Capital Assets - Infrastructure		\$650,000.00	\$0.00	\$684,000.00	\$361,379.32
114	0	5850	Interest Expense	Paid by Regions Trustee	\$1,672,525.00	\$0.00	\$778,975.00	\$736,403.14
188	800	5900	Construction Projects	Bryant Parkway 2016/2023 Sales and Use Bond Project	\$8,000,000.00	\$0.00	\$0.00	\$0.00
Non zeroing out 003, 110, 182, 183, 185, 186, 525, 550, 555 (plus 188 above)					\$1,165,150.00			
<b>Total Revenues</b>					<b>\$24,191,721.00</b>	<b>\$17,904,270.00</b>	<b>\$21,528,685.20</b>	<b>\$20,576,977.66</b>
<b>Total Expenses</b>					<b>\$31,026,571.00</b>	<b>\$17,096,270.20</b>	<b>\$19,821,653.00</b>	<b>\$17,992,453.20</b>
<b>Difference</b>					<b>(\$6,834,850.00)</b>	<b>\$807,999.80</b>	<b>\$1,707,032.20</b>	<b>\$2,584,524.46</b>

NOTE starting with the 2023 Proposed Budget the finance department chose to not separately adopt the budget lines for the Debt Service Funds 110, 114, 604, 606, 185, and 187 as these budgets were already set by the Bond documents approved earlier by council. From reviewer comments from GFOA these were brought back in the 2024 budget.



# City of Bryant, AR 2024 Budget Book

## Appendix 1 - Major Vendor List

\* Under Contract, Sole Source (SS) , State Bid Contract Pricing, TIPS/TAPS, etc. D = paid by DRAFT. Note Ordinance 2022-18 was approved by Council in July of 2022 and denotes that items on DRAFT will be brought once a year to Council during the budgeting process and many vendors on this list will not be brought back to Council for approval because of earlier approvals in many forms.

OG	* AC&T Wastewater Rehab	OG	SS In Traffic - Street Contract 4 years Per Troy	Added list 2/6/23
OG	* Adams Pest Control	OG	IT on the Go (Courts)	
Coop	SS Altec - Street	OG	D Itransact	Banana Graphics
OG	* Archive Social	OG	D Internal Revenue Service (IRS)	ESRI (PD and PCDO)
OG	AR Sign and Barricade	OG	* Jack Tyler Engineering for WWTP - Sole Source	* R. Valadez
OG	* AR One Call - PW	OG	Jacor	* Richardson Engineering
OG	D Ark Departments of Finance, Health and Transportation etc.	SS	Jebidiah Sawyer Tree Services	* RJN
OG	* Ark Municipal League for Various Items and Programs	OG	JCI	* Township Builders
OG	Ark Public Employees Retirement System (APERS)	OG	* Jcon - BID OUT Concrete	
SS	AR on site	OG	* JWCK for Audit Services, Merged and renamed ATA in 2022	Added to the list 10/13/23
OG	D AT&T for Bryant Parkway	OG	KT&S Cleaning Services For PD	AC Pros of Ark
OG	Action Electric	OG	Landscape Structures	SS AR Valley Communications
OG	ACIC (Arkansas Crime Information Center)	OG	* Laserfiche R&D Computer Systems for City Clerk	D Banner Fire Equipment
OG	Advanced Security	OG	Lineage for Utility Billing, replaced with Ark	Brad Glover Electric
OG	Amazon Prime Business	OG	L&L Municipal Supplies	SS Central Ark Truck and Trailer and Outfitters (
OG	* American Fidelity	OG	D Local Fire and Police Retirement System (LOPFI)	Evans Enterprises
OG	Atco International	OG	LeadsOnline	ICM of America
OG	Axon - Tasers	OG	LESO (Law Enforcement Support Organization)	Precision Delta
OG	D Auditor of the State for Escheating Purposes	OG	LR Winwater	Regal Chemical
OG	Best Janitorial	OG	Martin Marietta	SS River Valley Tractor
OG	D Boston Mutual - Payroll Deduct	OG	* Metron	River Valley Athletic Fields
OG	* Boys & Girls Club	OG	Metro Plan	SS Scurlock Industries of Jonesboro
OG	* Baptist Health Clinic for Physicals	OG	McClelland Engineering	Sally's Body Shop
OG	* D Blue Fin for Utility Payments on Credit Cards	OG	* McGeorge for Bryant Parkway	Southern Pipe and Supply
OG	Bulkhalter	OG	* Michael Baker	SS Duck's Garage
OG	Cadenance Bank for WW Vac Truck	OG	Middleton Heat & Air - HVAC Services	SS Clark Equipment
OG	Campbells Dodge, Ram and Jeep	OG	* Motorola for PD	SS Heslep
OG	*D Centerpoint for Gas	OG	* MSI for Courts	Ark Hwy Graphics
OG	* CDW - Sole Source for IT	OG	* Mueller for Water.WW	Coop, SS Tri State Mack
OG	* Chamber of Commerce - Bryant - Contract started in 2022	OG	Municipal Emergency Services	SS Hilbitt
OG	Chem Aqua -Parks	OG	MWI - Animal	SS Vermeer
OG	* Cisneros	OG	* NationWide for Retirement Options	SS Nationwide Trailers
OG	* Civic Plus replaced Municode for City Clerk	OG	Neopost	
OG	* Civic Rec replaced Activenet in 2018	OG	NPC Merchant	
OG	CJI (Criminal Justice Institute)	OG	SS Northern Oil	
OG	Clarity Pools	OG	O'Reilly	
OG	D Clearent	OG	* Open Gov for Finance	
OG	* Clifford (for Generator Maintenance)	OG	Paymentech	
OG	D Comcast for TV and back up internet	OG	* Pepsi Cola for Parks	
OG	Commercial Air	OG	Pettus Office Products	
OG	Complete Computing	OG	* Pitney Bowes for Postage machine	
OG	Consolidated Pipe	OG	PM AM HCM (Human Capital Mgn for PD)	
OG	* Cranford - Bid Out no other Respondents for Street Asphalt	OG	SS Pro Chem - certain items on contract, certain sole source	
OG	* Crews - bond related	OG	Pure Water for City Hall	
OG	CRIMESTOPPERS	Coop	SS Red River Dodge for the PW Rams to keep Fleet Uniform	
OG	* Crist Engineering	OG	*D Regions - Credit Cards and Banking Services	
OG	Custom Advertising	OG	Republic Services for Sanitation for Certain Depts	
OG	* DB Squared JESAP - Name changed to JER -HR	OG	Revcord for PD	
OG	* Dell for IT	Coop	SS Riggs Cat	
OG	Delage for Copiers	OG	ROCIC (Regional Organized Crime Information Center)	
OG	DoorKing for PW Gate	OG	Robert's Bros. Trash Services PW	
OG	* DNT for the City Website (replaced CivicPlus in 2022)	OG	* Rural Water Services	
OG	* Dusty Mop - City Hall Mats and Courts	OG	* SAF Coat for Parks - Regional Sole Source	
OG	Eagle Electric	OG	*D Salem Water for Fire Station	
OG	* ELC and Espino Lawn Care (Parks and Street)	OG	Saline County - Public Water Authority, Regional Solid Waste and Treasurer	
OG	* Eliant Solutions Inc. for IT	OG	Saline Courier	Special Elections
OG	Employment Solutions	OG	* Senior Center	
OG	* Employee Assistance Plan	OG	* Shred It	
OG	* Enterprise for Vehicles	OG	* Sir Speedy Newsletter	
OG	*D Entergy	OG	* Spillman for Public Safety	
OG	Everett	OG	* State - Sales Tax and Surcharge	
OG	*D Fidelity for Internet	OG	* Stephens	
OG	*D First Electric	OG	Standard Business - Copier Overages	
OG	First Security - Bonds	Coop	Stribling	
OG	* Friday, Eldridge & Clark for Bond Counsel	OG	* SunBelt	
OG	* Galls - PD Uniforms	OG	* Symmetry for Parks Bulk Natural Gas	
OG	Garnat	SS	* Temple	
OG	* Garver Engineering	OG	Teeco Safety	
OG	* Gary Williams - Electrical inspections	OG	*D Utility Billing Services - Central Arkansas Water	
OG	Gone for Good Shredding City Hall	OG	* Thomas & Thomas for Arbitrage (now Landmark)	
OG	* Granite Mountain - Bid Out no Bid - Gravel, Ballast, etc.	OG	Trinity Innovative Solutions in 2023, was Watchguard for PD	
Coop	SS Greenway John Deere - PW	OG	TLO	
OG	Gene Summers Construction	OG	TK Elevator	
OG	GovDeals	OG	* Tyler for General Ledger Software	
OG	Gym Masters	OG	*D Valero Gas Cards for all City Vehicles, Wright Express (Circle K)	
OG	Harcros	OG	* Verizon for Cell phones and internet	
OG	D Heartland Clark - new receipt books	OG	Virtual Academy	
OG	* Historic Society	OG	Walden Chemicals	
OG	Homemark	OG	Waste Management for Sanitation for Certain Depts	
OG	* Humane Society of Saline County	OG	* West Law for PD	
OG	* Iworqs - Work Orders for Code, PW, Animal and Planning	OG	* White River Skybox (9/2019 started) for Landline Phone Services	

Note: State Statute (A.C.A. 14-58-303)(2)(B) says that bids are not required on motor fuels, oil, asphalt, asphalt oil, natural gas and in some cases on motor vehicles. OG= On going over multiple years.

# City of Bryant, AR 2024 Budget Book

## Appendix 2 - Salaries, Wages, Benefits Allocation Review

It is a very common practice for shared cost centers in Administration or a general fund of a city to be allocated out to other funds. In the case of the City of Bryant services provided by the departments outlined below - Finance, HR, Attorney, Mayor, City Clerk, Information Technology, and Engineering - are provided to the other departments but the costs associated with their payroll are housed in Administration. To more accurately reflect these costs where they are utilized the Salaries, Wages, and Benefits Calculation is performed each budget season and an agreed upon amount is charged back to the other departments to reflect these costs/usages.

### SWB Allocation Review (Salaries, Wages, and Benefits of Admin Staff)

In October of 2020 Department Heads from the seven depts shown below across the top of the chart from Admin were asked to divide 100% of their time amongst all the depts. It was determined there were no changes to the allocation methodology for 2023.

		FIN	HR	ATT	MAY	CC	IT	ENG	total	Div by 6					Rounded
100	Admin	5.00	10	20.00	10.00	25.00	11.00	0.00	81.00	13.50					
120	Community Development	2.00	5	10.00	10.00	15.00	3.00	0.00	45.00	7.50	40.00	42.50	Govt Des Tax Allocated		
200	Animal	5.00	5	5.00	10.00	10.00	6.00	0.00	41.00	6.83					94,783
300	Courts	4.00	5	20.00	10.00	5.00	1.00	0.00	45.00	7.50					
400+	Parks	10.00	10	10.00	10.00	10.00	10.00	0.00	60.00	10.00					162,485
500+	Fire	10.00	15	5.00	10.00	10.00	14.00	0.00	64.00	10.67					162,485
600+	Police	10.00	15	5.00	10.00	10.00	40.00	0.00	90.00	15.00	27.00	28.50	Unallocated		162,485
800+140	Street and Storm	18.00	15	5.00	10.00	5.00	5.00	0.00	58.00	9.67	33.00	29.00	PW %		156,392
900	Water	18.00	10	15.00	10.00	5.00	5.00	0.00	63.00	10.50					156,392
950	WW	18.00	10	5.00	10.00	5.00	5.00	0.00	53.00	8.83					156,392
	Total	100	100	100	100	100	100	0	600	100					1,051,415

Accounts 5000-5057 no travel/train is included from 2023 calculations. In 2023 it was determined that no change would be made to the SWB allocation amounts above for the 2024 Budget, 10/18/23.

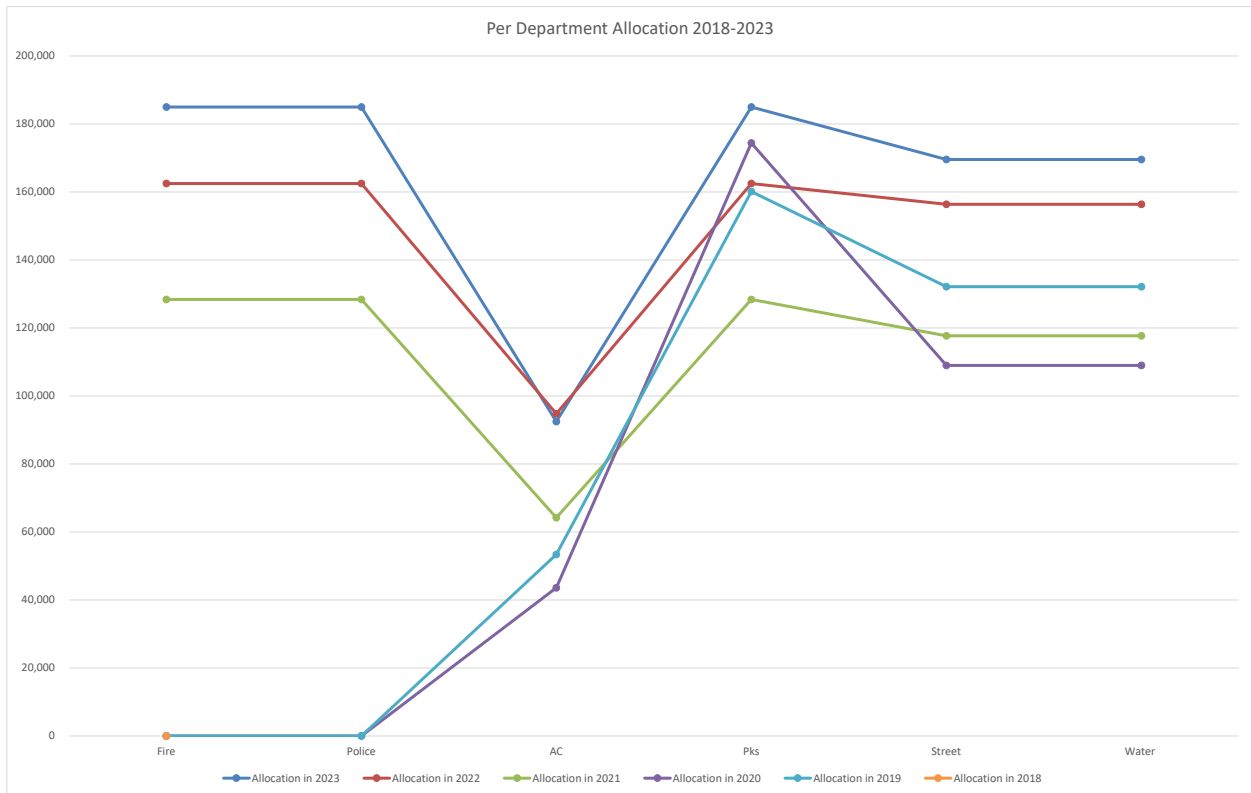
1,421,746.11

469,176 so stre,w,ww each  
 568,698 fire,pd,pks each  
 383,871 unallocated

1,051,415 Representing salaries only

151,212

	Allocation in 2024	Allocation in 2023	Allocation in 2022	Allocation in 2021	Allocation in 2020	Allocation in 2019	Allocation in 2018
Fire	162,485	214,853	184,986	162,485	128,400	0	0
Police	162,485	214,853	184,986	162,485	128,400	0	0
AC	94,783	107,426	92,493	94,783	64,200	43,600	53,375
Pks	162,485	214,853	184,986	162,485	128,400	174,400	160,125
Street	156,392	206,796	169,571	156,392	117,700	109,000	132,167
Water	156,392	206,796	169,571	156,392	117,700	109,000	132,167
WW	156,392	206,796	169,571	156,392	117,700	109,000	132,166
Total	1,051,415	1,372,373	1,156,165	1,051,415	802,500	545,000	610,000



# City of Bryant, AR 2024 Budget Book

The City of Bryant started applying for the GFOA Budget Book Award in 2017. The City first received the Award for their 2018 Budget Book. Planning and long term goal setting have always taken place within the city but with the submission of the budget book these processes have begun to be more fully documented by the present City Finance Department.

The 2016 \$26 million dollar Bond issuance was under taken in part to fund two Fire Stations and several parks projects that had been planned for some time and in part were discussed in conjunction with a 2020 plan. These are all now complete except for the Bryant Parkway Street Project which was delayed by several external factors.

It was planned in both 2020 and 2021 to hold several joint meetings to begin to solidify a 2040 Plan between the City Chamber and the City's offices; however, because of COVID these meetings have been put on indefinite hold. On the City's side to start an informal process of listing items considered for General Fund for the next 20 years the Department heads were polled. Some of the items listed came from the feedback received from Department heads. We have been included this listing in the Budget Books for 2020, 2021, 2022, 2023 and now 2024.

The State of Arkansas mandates that General Funds be budgeted balanced each year excluding capital projects. In order for this to be clearly and transparently accomplished each year the Council has chosen to adopt the regular budget in December and then come back and adopt any capital in January or in later months.

This appendix for these funds is not intended to provide for precise budgeting. The costs are estimates. Annually in the Budgeting process updates to the plan, deletions, additions, delays or other revisions may occur which will reflect changing community needs and resources. Only after incorporation in successive budgets or as approved separately by the City Council will these items be considered funded.

Some of the items contained here in this appendix will require on going operational costs and in some cases produce operational savings. However, given the speculative nature of these items these operational additional costs or savings have not been estimated at this time.

Some of the items discussed for the 2040 plan may require additional review or approval by the various city committees/commission including but not limited to Water/Wastewater, Parks, Community Development and Review, Planning Commission and also review or discussion or reciprocal agreements with the County or State. Additionally some may require public hearings.

# City of Bryant, AR 2024 Budget Book

Recap of Parks Capital and Maintenance Items Completed in 2022 and 2023						Funding Sources (Grant, Bond, Amend78, Donations, Savings)
Description	2022	2023				
<b>Bishop Park, dept 0430</b>						
<b>Aquatic Center</b>						
Humidifier	62,266					GF Savings
ADA Stairs		7,934				GF Savings
Flooring	16,911					GF Savings
Replace Stolen Trailer	3,200					GF Savings
<b>Bishop Grounds &amp; Center</b>						
Boone Rd cross walk and sidewalk, other half in Street	6,859					GF Savings
Easment Reynolds	3,742					
(A) complex backstop netting was Q322 now Q423		27,447				GF Savings
<b>Alcoa 40 Park Upgrades, dept 0440</b>						
Bathrooms and Pavilion, in progress, COVID Delays - AP, rolled to 2022	212,898	14,998				Advertising and Promotion Tax
Engineering on trail connecting to Mills, McClelland	5,700	5,722				GF Savings
<b>Midland Park Upgrades, dept 0420</b>						
Field Lighting, \$71K approved out of AP Funds	266,996					AP Funds
Pilgreen for Field Lighting \$50K Soccer Club Sponsor	77,500					GF Savings
Sign	7,250					GF Savings
<b>Mills Park Upgrades, dept 0410</b>						
Playground Phase 2 was Q322 50% Grant possible		347,083				Grant, GF Savings
Expanded tennis/pickleball courts 3 \$100K a piece	10,500	544,319				Amend 78
Pavilion Refurbish & Electrical	26,570					GF Savings
<b>Springhill Park Upgrade</b>						
Fencing, rolled to 2022 (non cap)						GF Savings
<b>Parks General dept 0400</b>						
Zero Turn Mower	14,572	15,727				GF Savings
Side by Side		16,106				GF Savings
Totals	714,965	979,335				
<b>5 year capital and maintenance plan</b>						
Description	2024	2025	2026	2027	2028	Proposed Funding Sources (Grant, Bond, Amend78, Donations, Savings)
<b>Bishop Park, dept 0430, Master Plan est. \$8.5 Mil</b>						
<b>Aquatic Center</b>						
Aquatic Center Upgrades	1,000,000					Amend 78
Ozone & Pool Chemistry Upgrades	140,000					GF Savings
Engineering/Design/Bidding/Inspection	20,000					GF Savings
<b>Bishop Grounds &amp; Center</b>						
A complex restroom	150,000					GF Savings
Festival restroom		225,000				GF Savings
Asphalt Main Yard	150,000					GF Savings
Lake Charles Expansion/Storm Water Mgmt. est needed				150,000		GF Savings
Sleepy Village Drive Connection				400,000		GF Savings
Engineering/Design/Bidding/Inspection			40,000			GF Savings
Reynolds Property Acquisition		300,000				GF Savings
<b>Ashley Park Maintenance, dept 0450, see Master Plan (est. \$1.9Mil) details for consideration for this park in the future.</b>						
<b>Alcoa 40 Park Upgrades, dept 0440, see Master Plan (est. \$6 mil) details for consideration for this park in the future.</b>						
Expand Green Space		150,000				GF Savings
Fencing & Field Repair	50,000					GF Savings
Skate Park						Possible Grant
<b>Alcoa 40, dept 0440, and Mills dept 410 see Master Plan Connector Trail (est. \$350K ) details for consideration for this park in the future.</b>						
<b>Midland Park Upgrades, dept 0420, see Master Plan (est. \$12 mil) details for consideration for this park in the future.</b>						
Long Range Planning (Architecture) for Park Expansion		50,000				GF Savings
<b>Mills Park Upgrades, dept 0410, see Master Plan (est. \$2.3 mil) details for consideration for this park in the future.</b>						
<b>Springhill Park Upgrade Master Plan est. Of \$200K</b>						
Bathrooms		150,000				GF Savings
Engineering/Design/Bidding/Inspection		6,000				GF Savings
Park Sign	5,000					GF Savings
<b>Midtown Parks (not mentioned in Master plan? Replace with Debswood Park, Master Plan est. \$500K here?)</b>						
Engineering & Design			10,000			GF Savings
<b>Fire Chief Park (Master Plan Est. of \$4 mil</b>						
Engineering & Design		10,000				GF Savings
<b>Parks General dept 0400 - includes King's Crossing (\$250K) , Hilltop(\$650K) , and Plum(\$200K) Parks as well as the Water Park(\$20 Mil) and Tennis/Pickleball Complex (\$15 Mil) until locations are set via the Master Plan documents, see Appendix X</b>						

# City of Bryant, AR 2024 Budget Book

Bryant City Hall (Admin - HR, Fin, Eng, Mayor, City Clerk, etc.) Animal Control, Courts, IT, and Com Dev						
Year	2024	2025	2026	2027	2028	
New City Hall				3,000,000		<b>BOND</b>
						<b>GF Savings/Partner Split</b>
New Animal Control Facility Architecture Costs	65,000					
New Animal Control Facility				5,000,000		<b>Bond/Grant</b>
Reseal and paint Parking Lot (at Animal Control)						<b>GF Savings</b>
Finance/Water Billing Building Improvements	30,000					<b>Undetermined</b>
Network Infrastructure Upgrade, Switches and Routers, Replacement 6-8 years						<b>GF Savings</b>
City Hall Improvements at the Water Window Area						<b>GF Savings</b>
<b>Bryant Fire</b>						
SCBA Cascade Compressor (\$63K HQ and \$20K to move exist to Stat 2)	83,000					<b>GF Savings</b>
12 AEDs and a Trainer (12 at 3K and trainer 2K non capital)	38,000					<b>GF Savings</b>
Rope Rescue Equipment (non cap)	9,500					<b>GF Savings</b>
Outfit Training Room with AV System	60,000					<b>GF Savings</b>
Hwy 5/Hilltop RD Area Fire Station				3,000,000		<b>BOND</b>
Equipment for Hwy 5/Hilltop RED Area Fire Station				1,000,000		<b>BOND</b>
5 year cycle adding to our fire apparatus fleet						<b>Amend 78</b>
Replace our big platform ladder truck and it will be minimum 1.5M	1,500,000					<b>Amend 78</b>
Reseal and paint Parking Lot (Split with Police)	12,500					<b>GF Savings</b>
<b>Bryant Police</b>						
Replace body Armor 5 year expiration some each year	20,000	15,000	15,000	15,000	15,000	<b>Grants/GF Savings</b>
NEW K9 Dogs some from 2 from School and 1 from Narcotic funds						<b>Donation/GF Savings</b>
New Police Headquarters				4,000,000		<b>BOND</b>
Reseal and paint Parking Lot (Split with FIRE)	12,500					<b>GF Savings</b>
Replace aging Trinity Innovative Solutions/Getac Camera Units in Cars (new in 2023), have approximately 50 units replace every 5 years					100,000	<b>Amend 78</b>
Replace aging Body Camera Units, have approximately 61 units replace every 2 years individually below the Capital threshold of \$5K	5,000	5,000	5,000	5,000	5,000	<b>GF Savings</b>
<b>City Wide General Fund Totals</b>	<b>1,837,524</b>	<b>22,025</b>	<b>22,026</b>	<b>16,022,027</b>	<b>122,028</b>	<b>18,025,630</b>

Four of the largest capital projects on the horizon in the next decade are a New or Significantly Improved City Hall, a new Fire Station up North, a new Police Headquarters, and a New Animal Control Facility. It is likely the three of these items together will total over \$10 million and will necessitate the issuance of Bonds to pay for them. Starting December 1, 2026 is the first time the Sales and Use Bond from 2016 can be called and/or considered for refinancing. It is possible we could go to a vote of the people at that time for refinancing this debt and pull out money and extend the Sales Tax to pay for these large improvements. This is something Council should be considering at this time.

# City of Bryant, AR 2024 Budget Book

Public Works CIP						
Description	2024	2025	2026	2027	2028	Proposed Funding Sources (Grant, Bond, Amend78, Donations, Savings)
<b>Bryant Street</b>						
John Deere Compact Tractor	68,000					Savings
2024 Mack Granite 64	200,000					Savings
John Deere Boom Mower	220,000					Savings
Vermeer Hydro Vac Trailer	120,000					Savings
4 Jeep Grand Cherokees	220,000					Savings
Ram 5500 w/Salt Dog Plow	118,000					Savings
Ram 5500 w/dump/util boc	175,000					Savings
2 Ram 2500 4*\$ Diesels \$85K a piece	170,000					Savings
15 Hawk System installs performance (\$8K each)	120,000					Savings
Culvert Quantity Purchase, bid out annually in January	50,000					Savings
Springhill Signal BPS and PTZ	40,000					Savings
Reynolds/5 Signal BPS and PTZ	40,000					Savings
Totals	1,541,000					
Stormwater		Per Public Works Director any plans for 2025- 2028 will not be finalized until the Water, Wastewater and Stormwater Master Plans are completed. These plans have an expected completion date of early to mid 2024. Once they are available they will provide ten years of data. The Finance Department will input this data into the budget book as soon as it is made available to the finance department.				
Stormwater and Street 50/50 Split - Engineering each half is \$101K in 5571 Act						
3 Jeep Cherokee's at \$55K a piece (2 Trade In's Planned)	165,000					Savings
Eastwood Drainage	225,000					
Pleasant Point Phase 2	425,000	Will only happen in 2024 if Grant and Reimbursement Money is Obtained by the City.				
<b>Bryant Water</b>						
Booster Station Chlorinator	35,000					Savings
Booster Station PRV and Controls	35,000					Savings
1/2 Water.WW Rate Study	50,000					Impact Fees?
Hwy 5 relocates pay back by State but Timeframe is unknown	100,000					Savings Then Reim
Lead and Copper: No estimates waiting on EPA	0					ANRC Planned
Study of South Plain Water Tank Design		5,553,740	2,000,000			ANRC Planned
<b>Bryant Wastewater</b>						
1/2 Water.WW Rate Study	50,000					Impact Fees?
Hwy 5 relocates pay back by State but Timeframe is unknown	100,000					Savings?
Consent Action Order Work required by the State		537,000	Inclusive of Plant Upgrades To be determined by the Master Plan			Bonds? Savings?
Springhill Gravity main						ANRC Planned
Lea Circle						ANRC Awarded
P&C - Lift Station 5 - and Force Main		50,000	3,000,000	4,950,000		ANRC Planned
Lift Station 6 Bethel						Savings?
P&C - Lift Station 11	20,000					Savings?
P&C - Lift Station 18	20,000					Savings?
P&C - Lift Station 19	20,000					Savings?
Lift Station 20 and Force Main - Emergency started in 2023						Savings?
P&C - Lift Station 21	20,000					Savings?
P&C - Lift Station 22	20,000					Savings?
Totals	2,826,000	6,140,740	5,000,000	4,950,000	0	
Total Street and Stormwater	2,356,000	0	0	0	0	
Total Water (\$500K Depreciation Expense not listed)	220,000	5,553,740	2,000,000	0	0	
Total Wastewater (\$500K depreciation Expense not listed)	250,000	587,000	3,000,000	4,950,000	0	
Check Digit Line	0	0	0	0	0	
Upgrade/Relocate Springhill & Northlake forcemain (capacity limitations)						\$2,497,950.00

# City of Bryant, AR 2024 Budget Book

Bryant Fleet Overview and five year plan		LC	OC	LC = Leased Cars, OC = Owned Cars					
Bryant General Fund Departments - including Enterprise Leases				2024	2025	2026	2027	2028	Totals
<b>Information Technology - dept 0110</b>			1						0
<b>Community Development - dept 0120</b>			4						0
<b>Engineering - dept 0160</b>			4						0
<b>Animal Control - dept 0200</b>			6						0
New Animal Control Transport Van - Amendment 78									0
4 Vehicle Replacements Amend 78 (est \$45K a piece)				180,000					180,000
<b>Parks - depts 0400-0450</b>			4	7					0
( To owned wish to sell, one leased has been totaled)									0
<b>Fire - depts 0500-0510</b>			2	5					0
Chief, Assist. Chief, Marshall, Batt Chief, and Pool Truck									0
<b>Police - depts 0600-0630</b>			41	23					0
General Fund Totals				180,000	0	0	0	0	180,000
Bryant Public Works Departments				2024	2025	2026	2027	2027	Totals
<b>Street - fund 080 depts 0800 and storm 0140</b>			19						
1	2024 Ram 5500 w/ salt dog and plow			118,000					
2	2024 Ram 2500			170,000					
1	2024 Ram 500			175,000					
4	2024 Jeep Grand Cherokee			220,000					
Trade in's planned on 4 - 2008, 2015, 2017 and 2018									
1	John Deer with Boom Mower			220,000					
1	2024 Mack Granite 64			200,000					
1	Vermeer Hydro Vac Trailer			120,000					
1	John Deere Compact Tractor			68,000					
Trade in's planned on 4 - 2008, 4520, LS XR4155, and JD 6120									
<b>Stormwater - funds 080 and 515 and Dept 0140</b>			4						
3	2024 Jeep Grand Cherokee's			165,000					
Department has grown, Trade 2 - 2017 Rams									
<b>Water - fund 0500 dept 0900</b>			10						
2	2024 Ram 2500			150,000					
2	2024 Ram 1500			110,000					
Trade In's Planned 3 - more details to follow									
1	John Deere 35G mini excavator			75,000					
<b>Wastewater - fund 0510 dept 0950</b>			9						
2	2024 Ram 2500			160,000					
1	2024 Jeep Grand Cherokee			45,000					
Several pieces of Equip are past useful life span and are running on spares, quotes not yet obtained on these 8/30/23.									
City Wide Totals		55	84						

# City of Bryant, AR 2024 Budget Book

## Appendix 4 - City Fee Schedule

Dept	Fee/Permit Description	Misc. - GL Code	Amount/Calculation
Com Dev	Accessory Building	Fee, 001-0120-4248	14 Cents a Square Foot. \$40 Minimum
Com Dev	Act 474	Fee, 001-0120-4200	.000475 * Project Costs. Maximum \$1000
Com Dev	Amusement Permit	Fee, 001-0120-4204	100
Com Dev	Annex-App	001-0120-4206	125
Com Dev	Billboard Permit	Fee, 001-0120-4242	100
Com Dev	Building-New Residential Building	Fee, 001-0120-4236	14 Cents a Square Foot. \$150 Minimum
Com Dev	Building-Residential Addition, Remodel	Fee, 001-0120-4238	14 Cents a Square Foot. \$100 Minimum
Com Dev	Burn Permit	Fee, 001-0120-4256	150
Com Dev	Business Permit - Temporary - Application Fee	Fee, 001-0120-4250	25
Com Dev	Commercial - Addition, Remodel	Fee, 001-0120-4210	15 Cents a Square Foot. \$100 Minimum
Com Dev	Commercial - New Building	Fee, 001-0120-4228	15 Cents a Square Foot. \$200 Minimum
Com Dev	Commercial Plan Review, STORMWATER DETENTION	Fee, 001-0120-4228	1/2 of Commercial Building Fee
Com Dev	Conditional Use - Application Fee	Fee, 001-0120-4206	150
Com Dev	Demolition Permit	Fee, 001-0120-4212	100
Com Dev	Electrical - All electrical systems, new construction, additions, and accessory buildings	Fee, 001-0120-4214	14 Cents a Square Foot. \$35 Minimum
Com Dev	Electrical - Alternative Energy Systems - Solar Panels, Fuel Cells, Wind Generators, (Enter # of systems)	Fee, 001-0120-4214	\$35 Plus \$30 Each Additional System
Com Dev	Electrical - Electrical systems, renovations, alternation and repairs (enter # of inspections)	Fee, 001-0120-4214	2 Inspections are \$70. Each Inspection after is \$35.
Com Dev	Electrical - Service only, service change outs, or Electrical Service Upgrades	Fee, 001-0120-4214	35
Com Dev	Electrical - Temporary Service Pole	Fee, 001-0120-4214	35
Com Dev	Electrical - TPP	Fee, 001-0120-4214	35
Com Dev	ELECTRICAL RE-INSPECTION	Fee, 001-0120-4214	35
Com Dev	FENCE PERMIT	Fee, 001-0120-4218	25
Com Dev	Gas - Serve Line Per Meter (Enter # of Meters)	Fee, 001-0120-4232	\$35 PER METER
Com Dev	Large Attendance Facility Permit	Alcohol Permit Fee, 001-0120-4258	1000
Com Dev	Liquor Manufacturing Permit- Vinous Liquors	Alcohol Permit Fee, 001-0120-4258	250
Com Dev	Liquor Manufacturing Permit-Spirituos Liquors	Alcohol Permit Fee, 001-0120-4258	500
Com Dev	Mechanical - Boilers (Enter # of Boilers)	Fee	\$70 for the first system. \$25 for each after.
Com Dev	Mechanical - Commercial Vent Hoods and Exhaust Systems (Enter # of Systems)	Fee, 001-0120-4220	\$60 for the first system. \$15 for each after.
Com Dev	Mechanical - Duct Work (Enter # of Systems)	Fee, 001-0120-4220	\$70 for the first system. \$35 for each after.
Com Dev	Mechanical - Heating & Cooling system for new construction, additions, and accessory buildings	Fee, 001-0120-4220	14 Cents a Square Foot Heated and Cooled. \$70 Minimum
Com Dev	Mechanical - HVAC change out (Enter # of Units)	Fee, 001-0120-4220	\$70 for the first system. \$35 for each after.
Com Dev	Mechanical - Remodel, Renovation, Alterations, Replacement and Repairs	Fee, 001-0120-4220	70
Com Dev	Meter Charge	Water Impact and Connection	66
Com Dev	MOBILE HOME	Fee, 001-0120-4226	50
Com Dev	Monthly Sales Tax 10%	Sales Tax, 001-0120-4656	.10 PER DOLLAR SOLD
Com Dev	Noise Ordinance	Fee,	5
Com Dev	Off-Premises Caterer Permit	Alcohol Permit Fee, 001-0120-4258	250
Com Dev	On-Premises Consumption Permit - Restaurant	Alcohol Permit Fee, 001-0120-4258	Seating Capacity is under 100 equals \$500. Over 100 is \$1000
Com Dev	On-Premises Consumption-Hotel, Motel	Alcohol Permit Fee, 001-0120-4258	The number of Rooms is under 100 equals \$500. Over 100 is \$1000
Com Dev	Penalty Fee, 001-0120-4208 on BL after March 31st	001-0120-4208	25 Percent of Fee
Com Dev	Permit for work in the street Right-Of-Way or City Easement	Fee, 001-0120-4230	50. Unless Company has Franchise Fee Agreement
Com Dev	Plumbing - Permit Fee	Fee, 001-0120-4232	35
Com Dev	Plumbing - Plumbing Fixtures (Enter # of Fixtures)	Fee, 001-0120-4232	\$5 PER FIXTURE
Com Dev	Plumbing - Systems for new construction, additions and accessory buildings	Fee, 001-0120-4232	14 Cents a Square Foot Heated and Cooled. \$40 Minimum
Com Dev	Plumbing - Water Heater (Enter # of water heaters)	Fee, 001-0120-4232	35
Com Dev	Private Club Monthly Sales Tax 5%	Sales Tax, 001-0120-4656	5% of TOTAL ALCOHOL SALES
Com Dev	Private Club Monthly Sales Tax Late Fee	Sales Tax, 001-0120-4656	10% of Sales Tax Fee
Com Dev	Private Club Permit	Alcohol Permit Fee, 001-0120-4258	750
Com Dev	Re-Inspection (Enter # of Inspections)	Fee, 001-0120-4234	\$35
Com Dev	Re-Plat - Review Fee - 001-0120-4250	Fee, 001-0120-4250	\$25 plus \$1 per Lot
Com Dev	Retail Beer and Light Wine Off-Premises Permit	Alcohol Permit Fee, 001-0120-4258	\$20 for the First \$2000 in Sales. \$5 for Every \$1000 After.
Com Dev	Retail Beer and Light Wine on Premises Permit	Alcohol Permit Fee, 001-0120-4258	\$20 for the First Two Thousand in Sales. \$5 for Every Thousand After.
Com Dev	Retail Liquor Off-Premises Permit	Alcohol Permit Fee, 001-0120-4258	425
Com Dev	Re-Zoning - Application Fee (1=Lot/Block, 2=Meets/Bounds) - 001-0120-4206	001-0120-4206	Lot and Block is \$40. Meets and Bounds is \$125.
Com Dev	RPZ PERMIT	Fee, 001-0120-4230	40
Com Dev	SANITATION PERMIT	Fee, 001-0120-4240	25
Com Dev	Satellite Catering Permit	Alcohol Permit Fee, 001-0120-4258	250
Wastewater	Sewer Connection Fee, also supplied by Angela	Sewer Impact and Connection, 500-0950-4558	150
Wastewater	Wastewater Impact Fee, supplied also by Angela 500-0950-4631	Sewer Impact and Connection	500 per lot/unit
Com Dev	SIGN PERMIT	Fee, 001-0120-4242	35
Com Dev	Sign Variance Fee - 001-0120-4250	Fee 001-0120-4250	100
Com Dev	SITE CLEARANCE PERMIT	Fee, 001-0120-4212	5
Com Dev	SOLICITATION PERMIT	Fee, 001-0120-4244	15
Stormwater	Stormwater In-Lieu Fee	500-0140-4567	\$500-\$3000 based on acreage, calculated by STORMWATER
Stormwater	Commercial-Large - Stormwater Detention and Drainage Plan Review	500-0140-4567	250
Stormwater	Commercial-Small - Stormwater Detention and Drainage Plan Review	500-0140-4567	250
Street	STREET CUT	Fee, 001-0120-4230	50
Wastewater	Subdivision Final Plat - Wastewater Flushing Fee	Fee, 500-0950-4631	50
Wastewater	Subdivision Final Plat - Wastewater Impact Fee - 500-0950-4631	Fee, 500-0950-4631	Number of Lots * 50
Water	Subdivision Final Plat - Water Flushing Fee	Fee, 500-0900-4632	50
Water	Subdivision Final Plat - Water Impact Fee - 500-0900-4632	Fee, 500-0900-4632	Number of Lots * 50
Water	Subdivision Preliminary Plat - Review Fee - 001-0120-4250	Fee, 001-0120-4250	Number of Lots * 3 + 300
Com Dev	Subdivision Preliminary Plat - Stormwater Detention and Drainage Plan Review - 500-0140-4567	500-0140-4567	\$25 per lot. \$250 Minimum
Com Dev	SWIMMING POOL	Fee, 001-0120-4252	60
Water	System Dev. Charge, also supplied by Angela	Water Impact and Connection, 500-0900-4540	150
Com Dev	Temporary Business License Fee	001-0120-4208	Double Business License Fee



# City of Bryant, AR 2024 Budget Book

Com Dev	Variance - Application Fee (1=Lot/Block, 2=Meets/Bounds) - 001-0120-4206	001-0120-4206	Lot and Block is \$40. Meets and Bounds is \$125.
Water	Water Connection Fee, also supplied by Angela	Water Impact and Connection, 500-0900-4556	245
Water	Water Deposit	Water Impact and Connection	110
Water	Water Impact Fee, supplied also by Angela, 500-0900-4629	Water Impact and Connection	600 per lot/unit
Com Dev	Wholesale Beer and Light Wine Permit	Alcohol Permit Fee, 001-0120-4258	125
Com Dev	Wholesale Liquor Permit	Alcohol Permit Fee, 001-0120-4258	500
Com Dev	Work Commencing before permit issuance (Enter Fee)	Fee, 001-0120-4230	DOUBLE THE PERMIT FEE
Animal Control	1st Impound/pickup - licensed/sterilized	Per Animal, Per incident, Ord 2015-19, 001-0200-4420	20
Animal Control	1st impound - not licensed or vaccinated	Per Animal, Per incident, Ord 2015-19, 001-0200-4420	30
Animal Control	2nd impound	Per Animal, Per incident, Ord 2015-19, 001-0200-4420	60
Animal Control	3rd impound	Per Animal, Per incident, Ord 2015-19, 001-0200-4420	120
Animal Control	4th and Subsequent impounds	Per Animal, Per incident, Ord 2015-19, 001-0200-4420	240
Animal Control	After- hours impound fee, in addition to regular Impound/Boarding Fees. Also applies to reclaim after hours.	Per Animal, Per incident, Ord 2015-19, 001-0200-4420	50
Animal Control	Emergency Boarding	Per Animal, Per incident, Ord 2015-19, 001-0200-4420	0
Animal Control	Boarding	Per Animal, Per incident, Ord 2015-19, 001-0200-4420	10
Animal Control	Quarantine/Prosecution (Includes police impoundment.)	Per Animal, Per incident, Ord 2015-19, 001-0200-4420	20
Animal Control	Puppies/Kittens Impounded with Mother	Per Animal, Per incident, Ord 2015-19, 001-0200-4420	5
Animal Control	Bath	Per Treatment Ord 2015-19, 001-0200-4222	10
Animal Control	Flea/Tick Treatment/Preventative	Per Treatment Ord 2015-19, 001-0200-4222	10
Animal Control	Vaccination	Per Treatment Ord 2015-19, 001-0200-4222	5
Animal Control	Dangerous Dog Permit	Monthly Monitoring Fee Ord 2015-19, 001-0200-4224	30
Animal Control	Vicious Dog Bond - Pending Court	1 Time Fee, Refundable if court ordered Ord 2015-19, 001-0200-4224	500
Animal Control	Emergency Veterinary Care	Based on Animal Needs, 001-0200-4224	Varies
Animal Control	Adoption	Per Animal , Ord 2015-19, 001-0200-4202	15
Animal Control	Medical Care, Misc.	Per Animal , Ord 2015-19, 001-0200-4222	20
Animal Control	Spay/Neuter	Per Animal , Ord 2015-19, 001-0200-4246	60
Animal Control	Adoption - Small Animals	Per Animal , Ord 2015-19, 001-0200-4202	5
Animal Control	Adoption- Exotics	Per Animal , Ord 2015-19, 001-0200-4202	Set by Director
Animal Control	Adoption - Misc.	Per Animal , Ord 2015-19, 001-0200-4202	Set by Director
Animal Control	Adoption - Discount	Per Animal , Ord 2015-19, 001-0200-4202	Set by Director
Animal Control	Adoption - Senior Discount	Per Animal , Ord 2015-19, 65 year of age or older, 001-0200-4202	minus \$5
Animal Control	Euthanasia 0-50 lbs.	Per Animal , Ord 2015-19, 001-0200-4222	30
Animal Control	Euthanasia 51-100 lbs.	Per Animal , Ord 2015-19, 001-0200-4202	40
Animal Control	Euthanasia 101-150 lbs. (Needs updated)	Per Animal , Ord 2015-19, 001-0200-4202	60
Animal Control	Euthanasia 150 - 200 lbs (Needs updated)	Per Animal , Ord 2015-19, 001-0200-4202	80+\$2 per lb. over - Needs to be increased to 90+\$2 per lb over 150 lbs
Animal Control	Private Cremation with Return of Cremains (Prices set at: 0-25 lbs; 25.01 - 50 lbs; 50.01 - 150 lbs; 150 lbs + Not available.)	Per Animal , Ord 2015-19, 001-0200-4202	\$175/\$195/\$225 - Needs increased to 180/195/230
Animal Control	Cremation without Return (Prices set at 0 - 25 lbs; 25.01 - 50 lbs; 50.01 - 199.9 lbs; 200 lbs + Not Available - Refer to Livestock and Poultry.)	Per Animal , Ord 2015-19, 001-0200-4202	\$35/\$45/\$55 - Needs Increased to 40/50/60
Animal Control	Urn or Remains Container	Per Animal , Ord 2015-19, 001-0200-4202	Cost
Animal Control	Semi- Private Cremation with Return (Prices set at: 0-25 lbs; 25.01 50 lbs; 50 lbs + Not Available, Must be Private.)	Per Animal , Ord 2015-19, 001-0200-4202	\$125
Animal Control	Pet Memorial Service	Per Item, 001-0200-4222	TBD
Animal Control	License - 1 year	Annually , 001-0200-4224	5
Animal Control	License - 3 year	Triennial, 001-0200-4224	15
	(Deleted - Outdated)		
	(Deleted - Outdated)		
Animal Control	License - Registered Therapy, Assistance Animal and Law Enforcement/Military Animals	No Fee	0
Animal Control	Lifetime Pet License	One Time, 001-0200-4224	50
Animal Control	Active/Military Senior Discount	Per Pet License, 001-0200-4224	(\$2)
Animal Control	Wild Animal Permit	Annually, 001-0200-4224	100
Animal Control	Animal Establishment Permit - Private Kennels/Catteries	Annually , 001-0200-4224	25
Animal Control	Animal Establishment Permit - Grooming, Boarding Kennels	Annually , 001-0200-4224	25
Animal Control	Animal Establishment Permit - Pet Shops	Annually , 001-0200-4224	40
<b>Parks</b>	<b>Fee Name</b>		<b>Fee Price</b>
<b>Parks</b>	<b>Memberships</b>		
Parks	Senior Annual	001-0430-4300	\$120
Parks	Senior Monthly	001-0430-4300	\$15
Parks	Senior 3 Month	001-0430-4300	\$40
Parks	Senior 6 Month	001-0430-4300	\$75
Parks	Senior 10 Pass	001-0430-4300	\$30
Parks	Family Annual	001-0430-4300	\$420
Parks	Family Monthly	001-0430-4300	\$45
Parks	Family 3 Month	001-0430-4300	\$125
Parks	Family 6 Month	001-0430-4300	\$240
Parks	Additional Youth Annual	001-0430-4300	\$75
Parks	Additional Adult Annual	001-0430-4300	\$175
Parks	Additional Youth Monthly	001-0430-4300	\$6

# City of Bryant, AR 2024 Budget Book

Parks	Additional Adult Monthly	001-0430-4300	\$16
Parks	Additional Youth 3 Month	001-0430-4300	\$20
Parks	Additional Adult 3 Month	001-0430-4300	\$48
Parks	Adult Annual	001-0430-4300	\$280
Parks	Adult Monthly	001-0430-4300	\$30
Parks	Adult 3 Month	001-0430-4300	\$80
Parks	Adult 6 Month	001-0430-4300	\$150
Parks	Adult 10 Pass	001-0430-4300	\$45
Parks	Student Annual	001-0430-4300	\$150
Parks	Student Monthly	001-0430-4300	\$20
Parks	Student 3 Month	001-0430-4300	\$50
Parks	Student 6 Month	001-0430-4300	\$80
Parks	Student 10 Pass	001-0430-4300	\$30
Parks	Disability Annual	001-0430-4300	\$120
Parks	Disability Monthly	001-0430-4300	\$15
Parks	Disability 3 Month	001-0430-4300	\$40
Parks	Disability 6 Month	001-0430-4300	\$75
Parks	Disability 10 Pass	001-0430-4300	\$30
Parks	Corporate Adult	001-0430-4300	\$20
Parks	Corporate Senior	001-0430-4300	\$10
Parks	Corporate Family	001-0430-4300	\$30
Parks	Child Annual	001-0430-4300	\$100
Parks	Child Monthly	001-0430-4300	\$10
Parks	Child 3 Month	001-0430-4300	\$25
Parks	Child 6 Month	001-0430-4300	\$45
Parks	Adult Day pass	001-0430-4514	\$5
Parks	Youth Day pass	001-0430-4514	\$5
Parks	Mills Day pass	001-0410-4532	\$5
<b>Parks</b>	<b>Activities</b>		
Parks	Youth Basketball Individual	001-0430-4364	\$85
Parks	Youth Basketball Team	001-0430-4364	\$300
Parks	Youth Volleyball Individual	001-0430-4364	\$45
Parks	Youth Volleyball Team	001-0430-4364	\$200
Parks	BASS Swim Gold	001-0430-4366 - monthly	\$75
Parks	BASS Swim Silver	001-0430-4366 - monthly	\$66
Parks	BASS Swim Bronze	001-0430-4366 - monthly	\$66
Parks	AAU kit	001-0430-4366	\$50
Parks	Master Swim	001-0430-4366 - monthly	\$30
Parks	Swim Meet	001-0430-4340 - hourly rate	\$100
Parks	Water Aerobics Non Members/Members	001-0430-4382 - monthly/class	25 and 10
Parks	Group Swim Lessons	001-0430-4382	\$66
Parks	Private Swim Lessons	001-0430-4382	\$100
Parks	Semi- Private Swim Lessons	001-0430-4382	\$70
Parks	Swim Babies	001-0430-4382	\$55
<b>Parks</b>	<b>Facility Rentals</b>	<b>(Indoor)</b>	
Parks	Senior Adult Center	001-0430-4332 - hourly rate	\$20
Parks	Red Room	001-0430-4332 - hourly rate	\$20
Parks	Green Room	001-0430-4332 - hourly rate	\$20
Parks	Red/Green Room	001-0430-4332 - hourly rate	\$40
Parks	Blue Room	001-0430-4332 - hourly rate	\$50
Parks	Purple Room Half	001-0430-4332 - hourly rate	\$35
Parks	Purple Room Full	001-0430-4332 - hourly rate	\$50
Parks	Extra hour room fee	001-0430-4332	\$40
Parks	Reservation Late Fee	001-0430-4332 - hourly rate	\$25
Parks	Event Room Media	001-0430-4332	\$50
Parks	Vendor Fee	001-0430-4332	\$50
Parks	Late Check-out fee	001-0430-4332 - hourly rate	\$50
Parks	Blue/Purple Room	001-0430-4332	\$100
Parks	Gymnasium	001-0430-4332 - daily rate	\$1,000
Parks	Bishop Tournament Court	001-0430-4332 - hourly rate	\$40
Parks	Bishop Basketball Court	001-0430-4332 - hourly rate	\$50
Parks	Bishop Basketball Half Court	001-0430-4332 - hourly rate	\$25
Parks	Fitness Room	001-0430-4332 - hourly rate	\$20
Parks	Stage Pieces	001-0430-4332	\$50
Parks	Baseball Parking Lot	001-0430-4332 - hourly rate	\$50
Parks	Full Lap Pool	001-0430-4340 - hourly rate	\$100
Parks	Individual Lanes	001-0430-4340 - hourly rate	\$15
Parks	Therapy Pool	001-0430-4340 - hourly rate	\$100
Parks	Racer's Party Room	001-0430-4340 - 2 hour block	\$120
Parks	Splash Pad	001-0430-4340 - 2 hour block	\$60
<b>Parks</b>	<b>Outdoor Rentals</b>		
Parks	Mills Pavilion 1	001-0430-4534 - hourly rate	\$10
Parks	Mills Pavilion 2	001-0430-4534 - hourly rate	\$10
Parks	Mills Pavilion 3	001-0430-4534 - hourly rate	\$10
Parks	Bishop Park Pavilion	001-0430-4332 - hourly rate	\$25
Parks	Ashley Park Pavilion	001-0450-4260 - hourly rate	\$25
Parks	Ashley Park Baseball Field	001-0450-4260 - 1.5 hour block	\$25
Parks	Alcoa 40 Multipurpose Field	001-0440-4260 - hourly rate	\$25
Parks	Alcoa 40 Softball Field	001-0440-4260 - hourly rate	\$25
Parks	Midland Soccer Field	001-0440-4260 - hourly rate	\$25
Parks	Mills Park Pool Party	001-0430-4532 - 2 hour block	\$225
Parks	Bishop RV Site - weekend rate	001-0430-4332 - daily rate	\$72
Parks	Bishop Softball Field	001-0430-4332 - hourly rate	\$25
Parks	Bishop Multipurpose Field	001-0430-4332 - hourly rate	\$25
Parks	Bishop Baseball Field	001-0430-4332 - hourly rate	\$25
<b>Parks</b>	<b>Point Of Sale</b>		
Parks	Mills Pool day pass		\$5
Parks	Tournament fee - baseball	001-0430-4354 - per field/per day	\$150
Parks	Tournament fee - softball	001-0430-4354 - per field/per day	\$150

# City of Bryant, AR 2024 Budget Book

## Appendix 5 - Historical Review of 187/188 Bryant Parkway Capital Fund and Completion Plan

Vendors/Engineers	Remaining on Contract at 11/20/23	Spent in 2017	Spent in 2018	Spent in 2019	Spent in 2020	Spent in 2021	Spent in 2022	Spent in 2023 Thru 11/20/23	Total since 2017
Rasbury Surveying		11,000			6,000				17,000
Garver Project 1 Shobe to I30 1 mile		294,797	211,967	345,524	11,380	5,625			869,293
Garver Project 2 Shobe to Reynolds 2.3 Miles	267,421	62,509	366,273	709,758	476,751	298,365	511,117	874,962	3,299,734
Ark Demo Gaz			279						279
Bernhard TME LLC			4,500						4,500
Cranford			328						328
Crist			3,460						3,460
Entergy			82,055	259,753		(58,893)	189,160		472,075
FNT			454,157						454,157
Garnat			3,680		24,375				28,055
Granite			690						690
National Flood Ins Crooked Creek			6,500						6,500
<b>Redstone</b>		<b>2,644,396</b>	<b>1,627,094</b>	<b>254,584</b>					<b>4,526,074</b>
Ark Up				351					351
Asphalt				24,030					24,030
AT&T				170,149			12,422		182,571
Consolidated Pipe				5,373					5,373
Eagle				4,644					4,644
Ferguson				703					703
<b>LEG</b>				<b>111,014</b>	<b>515,887</b>				<b>626,901</b>
Union Pacific	70,200			8,327	360	2,633	26,311	8,520	46,150
ARDOT					1,000				1,000
BXS							1,355		1,355
<b>Saline County</b>							<b>637,340</b>		<b>637,340</b>
Streamworks							52,727		52,727
McGeorge (completion date est 7/11/24)	5,980,810						5,072,660	9,816,443	14,889,102
First Electric	69,104								0
<b>Totals</b>	<b>6,387,535</b>	<b>368,306</b>	<b>3,778,286</b>	<b>3,266,720</b>	<b>1,290,337</b>	<b>247,730</b>	<b>6,503,091</b>	<b>10,699,925</b>	<b>26,154,393</b>
Funding									
2016 Bond	15,037,646								
<b>Bond Interest Thru 10/31/23</b>	<b>791,438</b>								Arbitrage Calculations Pending to begin after 12/1/23
County Reimbursement	637,340								
STP Grant 2021 Received in 2023	2,793,888								
STP Grant 2021 Received in 2022	1,206,112								
STP Grant 2022 Received in 2023	3,000,000								
2023 Franchise Fee Bond Fund 188	9,987,848								Deposited May 2023
<b>Total Funding Secured</b>	<b>33,454,271</b>								
		32,541,928							
		912,343							

### Appendix 6 - Facilities Operation Cost Review

2024 Budget	100/120	200	300	410	420	440/450	400/430	500	600	800 ?	900	950	
	City Hall	Animal Facility	Courts part of CH Buil	Mills Park	Midland Park	Alcoa/Ashley	The Center	Split 3 ways	Part of Roya		Water	Lift Stations , Treatment plant	Totals
5102 Building Main													0
5/6/5104 Grounds/pool/Splash Pad Main													0
5110 Electricity													0
5111 Gas													0
5112 Water													0
5115 Landlines and Internet													0
5120 Prop Insurance													0
5130 Sanitation													0
1/2/5140 Janitor Supplies and Main													0
Totals	0	0	0	0	0	0	0	0	0	0	0	0	0
2023 Actuals	City Hall	Animal Facility	Courts part of CH Buil	Mills Park	Midland Park	Alcoa/Ashley	The Center	Split 3 ways	Part of Roya		Water	Lift Stations , Treatment plant	Totals
5102 Building Main													0
5/6/5104 Grounds Main													0
5110 Electricity													0
5111 Gas													0
5112 Water													0
5115 Landlines and Internet													0
5120 Prop Insurance													0
5130 Sanitation													0
1/2/5140 Janitor Supplies and Main													0
Totals	0	0	0	0	0	0	0	0	0	0	0	0	0
Differences	City Hall	Animal Facility	Courts part of CH Buil	Mills Park	Midland Park	Alcoa/Ashley	The Center	Split 3 ways	Part of Roya		Water	Lift Stations , Treatment plant	Totals
5102 Building Main	0	0	0	0	0	0	0	0	0	0	0	0	0
5/6/5104 Grounds/pool/Splash Pad M	0	0	0	0	0	0	0	0	0	0	0	0	0
5110 Electricity	0	0	0	0	0	0	0	0	0	0	0	0	0
5111 Gas	0	0	0	0	0	0	0	0	0	0	0	0	0
5112 Water	0	0	0	0	0	0	0	0	0	0	0	0	0
5115 Landlines and Internet	0	0	0	0	0	0	0	0	0	0	0	0	0
5120 Prop Insurance	0	0	0	0	0	0	0	0	0	0	0	0	0
5130 Sanitation	0	0	0	0	0	0	0	0	0	0	0	0	0
1/2/5140 Janitor Supplies and Main	0	0	0	0	0	0	0	0	0	0	0	0	0
Totals	0	0	0	0	0	0	0	0	0	0	0	0	0

Grader comments in past years have asked for a review of facility operational costs. This year after adoption, we put this chart together. We hope to improve on this review in future years, however, we have learned a lot from doing this minimal amount of review for the 2023 and 2024 budget years.

# Glossary:

Accrual - revenue and expenses are recorded when they are incurred.

---

Act 474 Sur Charge is paid by the Code Department to the State.

---

Ad Valorem - a basis for levy of taxes upon property based on value.

---

Agency Fund - a fund consisting of resources received and held by the governmental unit as an agent for others.

---

Arbitrage - the simultaneous buying and selling of securities, currency, or commodities in different markets or in derivative forms in order to take advantage of differing prices for the same asset.

---

Audit - an official inspection of an individual's or organization's accounts, typically by an independent body.

---

Balanced Budget - a budget balanced by fund, means the total anticipated revenues are equal to or exceed the budgeted expenditures for that fund.

---

BOND: (Debt Instrument): A written promise to pay a specified sum of money (called the principal amount or face value) at a specified future due date (called the maturity date) along with periodic interest paid at a specified percentage of the principal (called the interest rate). Bonds are typically used for long-term debt to pay for specific capital expenditures. The difference between a note and a bond is that the latter is issued for a longer period (over 10 years) and requires greater legal formality.

---

Budget - an annual or other regular estimate of revenues and expenditures put forward by the government, often including details of changes in taxation or other revenue sources.

---

Capital Expenditures - as also described for this particular Entity/City on page 13 are reviewed starting at \$5000 with a life of two or more years and the common definition is money spent by a business or organization on acquiring or maintaining capital assets, such as land, buildings, and equipment.

---

Capital Projects Fund - A fund created to account for all resources to be used for the acquisition or construction of designated capital assets.

---

Cash basis is a major accounting method by which revenues and expenses are only acknowledged when the payment occurs.

---

Debt Service Fund - A governmental type fund used to account for accumulations of resources that are restricted, committed, or assigned to expenditures for principal and interest.

---

Depreciation - a reduction in the value of an asset with the passage of time, due in particular to wear and tear.

---

A Dewatering Facility is a Wastewater Treatment Plant option. The City of Bryant implemented this option in 2018.

---

Enterprise Fund - A Fund established to finance and account for the acquisition, operations, and maintenance of governmental facilities and services which are entirely or predominantly self-supporting by user charges.

---

The Federal Drinking Water Loan Program is operated by the Arkansas Natural Resources Commission.

---

Franchise Fee - a fee paid by public service businesses for use of city streets, alleys, and property in providing their services to the citizens of a community, included but not limited to electricity, telephone, natural gas and cable television.

---

Full - Time Equivalent Position (FTE) - A part time position converted to the decimal equivalent of a full time position based on 2080 per year. For example, a summer lifeguard working for four months, or 690 hours, would be equivalent to .33 of a full time position.

---

## City of Bryant, AR 2024 Budget Book

---

**FUND:** An accounting entity with a self-balancing set of accounts containing its own assets, liabilities and fund balance. A fund is established for the purpose of carrying on specific activities or attaining certain objectives in accordance with special regulations, restrictions or limitations.

---

**Fund Balance** - is when liabilities are subtracted from assets, there is a fund balance. A positive fund balance means there are more assets than liabilities; a negative fund balance means just the opposite. Fund balance can be complicated by the fact that part of the fund balance is reserved and part unreserved.

---

**Governmental Fund** - A generic classification of funds used to account for activities primarily supported by taxes, grants, and similar revenues sources.

---

**Major Funds** are defined as those funds whose revenues, expenditures/expenses, assets or liabilities are at least 10 percent of the total for their fund category (governmental or enterprise) and 5 percent of the aggregate of all governmental and enterprise funds in total and Non Major Funds are all others.

---

**MSI/Virtual Justice** is computer software used by the Courts system.

---

**Profit Star** is computer software used for the Water, Wastewater and Stormwater bills.

---

**ROCIC** is a government company used by Police Department for intelligence gathering and equipment loans.

---

**Special Revenue Fund** - A fund established to account for revenues from specific taxes or other earmarked revenue sources that by law are designated to finance particular functions or activities of government.

---

**Trust Fund** - A fund consisting of assets belonging to a trust, held by the trustees for the beneficiaries.

---

**Watchguard** is the Police Department's software for the in car video.

---

# Acronym:

ACIC - 'Arkansas Crime Information Center' and is used by the Police Department.

ADFA - Arkansas Department of Finance and Administration.

ANRC - Arkansas Natural Resource Commission

APERS - Arkansas Public Employees Retirement System.

ARPA - American Rescue Plan Act - Federal Money given to cities related to the pandemic needs.

AWWA - American Water Works Association.

B&G - Building and Grounds.

BAC - Blood Alcohol Content.

CAPPD - Central Arkansas Planning Development District. This District works with the City of Bryant to acquire grants.

CAW - Central Arkansas Water Authority. The City of Bryant currently receives their Water via a Contract with CAW.

CIP - Capital Improvement Plan or Program.

COE - Corp of Engineers. The City of Bryant has a contract with the COE for future water access from Lake DeGray.

EMT - Emergency Medical Technician

FICA -Federal Insurance Contributions Act is a payroll cost.

FTE - Full-Time Equivalent

GAAP - Generally Accepted Accounting Principles

GASB - Government Accounting Standards Board

GFOA - Governmental Finance Officers Association

GIS - Geographic Information System is a system designed to capture, store, manipulate, analyze, manage, and

GO Bond or Debt - General Obligation Bond or Debt.

I&I - Inflow and Infiltration. Inflow is storm water that enters into the sanitary sewer system. Infiltration is groundwater that enters into the sanitary sewer system.

JESAP - Job Evaluation and Salary Administration Program for evaluating wages in relation to the nation and the surrounding areas.

LOPFI - Local Fire and Police Retirement System administered by the State of Arkansas.

M&R stands for Maintenance and Repair.

NOC - Network Operations Center used by the Construction/Project Management division of the Public Works Department.

OCL - Out of City Limits

PRAC - Parks and Recreation Alliance Council and was established during the 2017 by the Parks Director.

RFP or RFQ - Request for Proposal or Request for Quotes, regarding purchasing.

SCADA - Supervisory Control And Data Acquisition is a system that operates with coded signals over communication channels so as to provide control of remote equipment (using typically one communication channel per remote station).

SRO - School Resource Officer

WEA - Water Environmental Association.

# City of Bryant, AR 2024 Budget Book

WEFTEC - Water Environment Federation Technical Conference.



## Governmental

Governmental		Revenue	
		Total - All Departments	
Cat.	Description	2024 Requested	2023 Budget
R10	Taxes - Sale	\$ 125,000	\$ 90,000
R15	Taxes - Property	\$ 1,694,920	\$ 928,100
R20	Licenses Permits & Fees	\$ 584,300	\$ 556,750
R30	Membership Fees	\$ 277,475	\$ 234,000
R33	Rental Fees	\$ 172,450	\$ 175,445
R36	Park Program Fees	\$ 155,500	\$ 162,000
R40	Fines & Forfeitures	\$ 539,680	\$ 539,680
R50	Sale of Services	\$ 202,700	\$ 184,000
R60	Miscellaneous Revenue	\$ 131,770	\$ 673,840
R62	Intergovernmental Tsfrs	\$ 14,677,400	\$ 14,057,020
R64	Reimbursement	\$ 468,000	\$ 453,000
R66	Sale of Equipment	\$ 56,000	\$ 25,000
R70	Grant Revenue	\$ 233,700	\$ 212,635
R74	Sponsorships	\$ 135,500	\$ 127,500
R85	Interest Revenue	\$ 300,000	\$ 1,000
Totals		\$ 19,754,395	\$ 18,419,970

2024 Requested	
Revenues	\$ 19,754,395
Expenses	\$ 19,753,832
Surplus	\$ 563

Reduce Contracts by half:

Governmental		Expenses	
		Total - All Departments	
Cat.	Description	2024 Requested	2023 Budget
E01	Personnel Expense	\$ 14,941,425	\$ 13,179,195
E10	Building & Grounds Exp	\$ 1,304,541	\$ 1,631,801
E20	Vehicle Expense	\$ 608,274	\$ 578,354
E30	Supply Expense	\$ 360,250	\$ 432,687
E40	Operations Expense	\$ 362,512	\$ 356,060
E55	Professional Services	\$ 345,015	\$ 437,260
E60	Miscellaneous Expense	\$ 386,552	\$ 437,640
E62	Intergovernmental Tsfr	\$ -	\$ -
E64	Reimbursement	\$ -	\$ 218,640
E68	Donation Expense	\$ 95,000	\$ 95,000
E70	Grant Expense	\$ 33,700	\$ 31,200
E72	Bond Expense	\$ 1,176,773	\$ 1,115,921
E80	Capital Assets	\$ -	\$ 1,241,795
E85	Interest Expense	\$ 139,790	\$ 161,470
Totals		\$ 19,753,832	\$ 19,917,024

### Budget Changes to Balance:

3 Positions Frozen in:

Engineering, Finance, Mayor's Office	\$ (272,353.33)
Remove Chamber Contract	\$ -
Boys & Girls Club	\$ -
Bryant Historical Society	\$ -
Senior Center	\$ -
Cost of Living Adjustment (COLA)	\$ (172,000.00)
City Hall Janitorial contract	\$ (12,480.00)
Fire M&R Apparatus & Buildings	\$ (40,500.00)
LOPFI Police & Fire Perm Advance (Lowers Expense)	\$ (98,000.00)
Parks Utilities - Savings from LED lighting	\$ (40,000.00)
Animal Control Travel/Training, Supplies	\$ (5,707.00)
<b>TOTAL</b>	<b>\$ (641,040.33)</b>

Intergovernmental Tsfrs Revenue is Sales Tax

## Governmental

### Administration

		Revenue				Expenses	
Cat.	Description	2024 Requested	2023 Budget	Cat.	Description	2024 Requested	2023 Budget
R10	Taxes - Sale	\$ -	\$ -	E01	Personnel Expense	\$ 424,723	\$ 418,115
R15	Taxes - Property	\$ 1,639,220	\$ 872,400	E10	Building & Grounds Exp	\$ 49,573	\$ 59,994
R20	Licenses Permits & Fees	\$ -	\$ -	E20	Vehicle Expense	\$ 34,563	\$ 33,263
R30	Membership Fees	\$ -	\$ -	E30	Supply Expense	\$ 12,900	\$ 12,900
R33	Rental Fees	\$ -	\$ -	E40	Operations Expense	\$ 107,362	\$ 99,812
R36	Park Program Fees	\$ -	\$ -	E55	Professional Services	\$ 84,290	\$ 90,290
R40	Fines & Forfeitures	\$ -	\$ -	E60	Miscellaneous Expense	\$ 252,850	\$ 237,145
R50	Sale of Services	\$ -	\$ -	E62	Intergovernmental Tsfr	\$ -	\$ -
R60	Miscellaneous Revenue	\$ 1,000	\$ 34,000	E68	Donation Expense	\$ 95,000	\$ 95,000
R62	Intergovernmental Tsfrs	\$ 6,767,000	\$ 6,485,008	E70	Grant Expense	\$ -	\$ -
R64	Reimbursement	\$ -	\$ -	E72	Bond Expense	\$ -	\$ -
R66	Sale of Equipment	\$ -	\$ -	E80	Capital Assets	\$ -	\$ 110,597
R70	Grant Revenue	\$ -	\$ -	E85	Interest Expense	\$ -	\$ 300
R74	Sponsorships	\$ -	\$ -		Totals	\$ 1,061,261	\$ 1,157,416
R85	Interest Revenue	\$ 300,000	\$ 1,000				
	Totals	\$ 8,707,220	\$ 7,392,408				

### Community Development

		Revenue				Expenses	
Cat.	Description	2024 Requested	2023 Budget	Cat.	Description	2024 Requested	2023 Budget
R10	Taxes - Sale	\$ 125,000	\$ 90,000	E01	Personnel Expense	\$ 588,940	\$ 585,874
R15	Taxes - Property	\$ -	\$ -	E10	Building & Grounds Exp	\$ 9,425	\$ 8,785
R20	Licenses Permits & Fees	\$ 553,300	\$ 527,250	E20	Vehicle Expense	\$ 25,743	\$ 24,743
R30	Membership Fees	\$ -	\$ -	E30	Supply Expense	\$ 4,500	\$ 4,500
R33	Rental Fees	\$ -	\$ -	E40	Operations Expense	\$ 40,300	\$ 40,300
R36	Park Program Fees	\$ -	\$ -	E55	Professional Services	\$ 47,700	\$ 32,700
R40	Fines & Forfeitures	\$ -	\$ -	E60	Miscellaneous Expense	\$ 9,000	\$ 56,000
R50	Sale of Services	\$ -	\$ -	E62	Intergovernmental Tsfr	\$ -	\$ -
R60	Miscellaneous Revenue	\$ -	\$ -	E68	Donation Expense	\$ -	\$ -
R62	Intergovernmental Tsfrs	\$ -	\$ -	E70	Grant Expense	\$ -	\$ -
R64	Reimbursement	\$ 1,000	\$ -	E72	Bond Expense	\$ -	\$ -
R66	Sale of Equipment	\$ -	\$ -	E80	Capital Assets	\$ -	\$ -
R70	Grant Revenue	\$ -	\$ -	E85	Interest Expense	\$ -	\$ 300
R74	Sponsorships	\$ -	\$ -		Totals	\$ 725,608	\$ 753,202
R85	Interest Revenue	\$ -	\$ -				
	Totals	\$ 679,300	\$ 617,250				

## Governmental

Animal Control							
		Revenue				Expenses	
Cat.	Description	2024 Requested	2023 Budget	Cat.	Description	2024 Requested	2023 Budget
R10	Taxes - Sale	\$ -	\$ -	E01	Personnel Expense	\$ 710,824	\$ 601,961
R15	Taxes - Property	\$ -	\$ -	E10	Building & Grounds Exp	\$ 47,740	\$ 110,890
R20	Licenses Permits & Fees	\$ 29,500	\$ 29,500	E20	Vehicle Expense	\$ 9,056	\$ 14,756
R30	Membership Fees	\$ -	\$ -	E30	Supply Expense	\$ 26,150	\$ 27,287
R33	Rental Fees	\$ -	\$ -	E40	Operations Expense	\$ 2,325	\$ 3,945
R36	Park Program Fees	\$ -	\$ -	E55	Professional Services	\$ 35,000	\$ 35,000
R40	Fines & Forfeitures	\$ 6,000	\$ 6,000	E60	Miscellaneous Expense	\$ 4,000	\$ 4,000
R50	Sale of Services	\$ -	\$ -	E62	Intergovernmental Tsfr	\$ -	\$ -
R60	Miscellaneous Revenue	\$ -	\$ -	E68	Donation Expense	\$ -	\$ -
R62	Intergovernmental Tsfrs	\$ 659,200	\$ 631,002	E70	Grant Expense	\$ -	\$ -
R64	Reimbursement	\$ -	\$ -	E72	Bond Expense	\$ 7,680	\$ 7,680
R66	Sale of Equipment	\$ -	\$ -	E80	Capital Assets	\$ -	\$ 69,500
R70	Grant Revenue	\$ -	\$ 12,500	E85	Interest Expense	\$ 780	\$ 780
R74	Sponsorships	\$ -	\$ -		Totals	\$ 843,555	\$ 875,800
R85	Interest Revenue	\$ -	\$ -				
	Totals	\$ 694,700	\$ 679,002				

Court							
		Revenue				Expenses	
Cat.	Description	2024 Requested	2023 Budget	Cat.	Description	2024 Requested	2023 Budget
R10	Taxes - Sale	\$ -	\$ -	E01	Personnel Expense	\$ 481,805	\$ 492,671
R15	Taxes - Property	\$ -	\$ -	E10	Building & Grounds Exp	\$ 17,996	\$ 23,646
R20	Licenses Permits & Fees	\$ -	\$ -	E20	Vehicle Expense	\$ -	\$ -
R30	Membership Fees	\$ -	\$ -	E30	Supply Expense	\$ 12,000	\$ 11,000
R33	Rental Fees	\$ -	\$ -	E40	Operations Expense	\$ 149,521	\$ 146,000
R36	Park Program Fees	\$ -	\$ -	E55	Professional Services	\$ 4,500	\$ 5,500
R40	Fines & Forfeitures	\$ 532,900	\$ 532,900	E60	Miscellaneous Expense	\$ 3,872	\$ 3,540
R50	Sale of Services	\$ -	\$ -	E62	Intergovernmental Tsfr	\$ -	\$ -
R60	Miscellaneous Revenue	\$ 50,520	\$ 50,520	E68	Donation Expense	\$ -	\$ -
R62	Intergovernmental Tsfrs	\$ -	\$ -	E70	Grant Expense	\$ -	\$ -
R64	Reimbursement	\$ 160,000	\$ 160,000	E72	Bond Expense	\$ -	\$ -
R66	Sale of Equipment	\$ -	\$ -	E80	Capital Assets	\$ -	\$ -
R70	Grant Revenue	\$ -	\$ -	E85	Interest Expense	\$ -	\$ -
R74	Sponsorships	\$ -	\$ -		Totals	\$ 669,695	\$ 682,357
R85	Interest Revenue	\$ -	\$ -				
	Totals	\$ 743,420	\$ 743,420				

## Governmental

Parks							
		Revenue				Expenses	
Cat.	Description	2024 Requested	2023 Budget	Cat.	Description	2024 Requested	2023 Budget
R10	Taxes - Sale	\$ -	\$ -	E01	Personnel Expense	\$ 1,751,223	\$ 1,773,482
R15	Taxes - Property	\$ -	\$ -	E10	Building & Grounds Exp	\$ 827,890	\$ 1,072,234
R20	Licenses Permits & Fees	\$ -	\$ -	E20	Vehicle Expense	\$ 50,597	\$ 41,597
R30	Membership Fees	\$ 277,475	\$ 234,000	E30	Supply Expense	\$ 74,900	\$ 73,700
R33	Rental Fees	\$ 154,450	\$ 153,995	E40	Operations Expense	\$ 32,623	\$ 34,623
R36	Park Program Fees	\$ 155,500	\$ 162,000	E55	Professional Services	\$ 161,925	\$ 260,220
R40	Fines & Forfeitures	\$ -	\$ -	E60	Miscellaneous Expense	\$ 18,105	\$ 18,105
R50	Sale of Services	\$ 202,700	\$ 184,000	E62	Intergovernmental Tsfr	\$ -	\$ -
R60	Miscellaneous Revenue	\$ 5,000	\$ 305,000	E68	Donation Expense	\$ -	\$ -
R62	Intergovernmental Tsfrs	\$ 1,483,200	\$ 1,419,753	E70	Grant Expense	\$ -	\$ -
R64	Reimbursement	\$ -	\$ -	E72	Bond Expense	\$ 68,800	\$ 68,800
R66	Sale of Equipment	\$ 6,000	\$ -	E80	Capital Assets	\$ -	\$ 1,049,258
R70	Grant Revenue	\$ -	\$ 166,435	E85	Interest Expense	\$ 10,346	\$ 10,346
R74	Sponsorships	\$ 135,500	\$ 127,500		Totals	\$ 2,996,409	\$ 4,402,366
R85	Interest Revenue	\$ -	\$ -				
	Totals	\$ 2,419,825	\$ 2,752,683				

Fire							
		Revenue				Expenses	
Cat.	Description	2024 Requested	2023 Budget	Cat.	Description	2024 Requested	2023 Budget
R10	Taxes - Sale	\$ -	\$ -	E01	Personnel Expense	\$ 5,040,102	\$ 4,323,086
R15	Taxes - Property	\$ 55,700	\$ 55,700	E10	Building & Grounds Exp	\$ 195,808	\$ 210,338
R20	Licenses Permits & Fees	\$ 1,500	\$ -	E20	Vehicle Expense	\$ 144,311	\$ 129,861
R30	Membership Fees	\$ -	\$ -	E30	Supply Expense	\$ 169,800	\$ 241,700
R33	Rental Fees	\$ 18,000	\$ 21,450	E40	Operations Expense	\$ 14,000	\$ 14,000
R36	Park Program Fees	\$ -	\$ -	E55	Professional Services	\$ 1,600	\$ 1,600
R40	Fines & Forfeitures	\$ -	\$ -	E60	Miscellaneous Expense	\$ 10,900	\$ 31,025
R50	Sale of Services	\$ -	\$ -	E62	Intergovernmental Tsfr	\$ -	\$ -
R60	Miscellaneous Revenue	\$ 250	\$ 250	E68	Donation Expense	\$ -	\$ -
R62	Intergovernmental Tsfrs	\$ 4,120,000	\$ 3,943,755	E70	Grant Expense	\$ -	\$ -
R64	Reimbursement	\$ -	\$ -	E72	Bond Expense	\$ 174,000	\$ 113,148
R66	Sale of Equipment	\$ 25,000	\$ -	E80	Capital Assets	\$ -	\$ 12,440
R70	Grant Revenue	\$ -	\$ -	E85	Interest Expense	\$ 30,000	\$ 51,080
R74	Sponsorships	\$ -	\$ -		Totals	\$ 5,780,521	\$ 5,128,277
R85	Interest Revenue	\$ -	\$ -				
	Totals	\$ 4,220,450	\$ 4,021,155				

## Governmental

Police							
		Revenue				Expenses	
Cat.	Description	2024 Requested	2023 Budget	Cat.	Description	2024 Requested	2023 Budget
R10	Taxes - Sale	\$ -	\$ -	E01	Personnel Expense	\$ 5,943,809	\$ 4,984,006
R15	Taxes - Property	\$ -	\$ -	E10	Building & Grounds Exp	\$ 156,109	\$ 145,914
R20	Licenses Permits & Fees	\$ -	\$ -	E20	Vehicle Expense	\$ 344,004	\$ 334,134
R30	Membership Fees	\$ -	\$ -	E30	Supply Expense	\$ 60,000	\$ 61,600
R33	Rental Fees	\$ -	\$ -	E40	Operations Expense	\$ 16,380	\$ 17,380
R36	Park Program Fees	\$ -	\$ -	E55	Professional Services	\$ 10,000	\$ 11,950
R40	Fines & Forfeitures	\$ 780	\$ 780	E60	Miscellaneous Expense	\$ 87,825	\$ 87,825
R50	Sale of Services	\$ -	\$ -	E62	Intergovernmental Tsfr	\$ -	\$ -
R60	Miscellaneous Revenue	\$ 75,000	\$ 284,070	E64	Reimbursement	\$ -	\$ 218,640
R62	Intergovernmental Tsfrs	\$ 1,648,000	\$ 1,577,502	E68	Donation Expense	\$ -	\$ -
R64	Reimbursement	\$ 307,000	\$ 293,000	E70	Grant Expense	\$ 33,700	\$ 31,200
R66	Sale of Equipment	\$ 25,000	\$ 25,000	E72	Bond Expense	\$ 926,293	\$ 926,293
R70	Grant Revenue	\$ 233,700	\$ 33,700	E80	Capital Assets	\$ -	\$ -
R74	Sponsorships	\$ -	\$ -	E85	Interest Expense	\$ 98,664	\$ 98,664
R85	Interest Revenue	\$ -	\$ -		Totals	\$ 7,676,783	\$ 6,917,606
	Totals	\$ 2,289,480	\$ 2,214,052				

## Enterprise

Enterprise		Revenue Total - All Departments	
Cat.	Description	2024 Requested	2023 Budget
R10	Taxes - Sale	\$ 456,000	\$ 456,000
R15	Taxes - Property	\$ 1,368,000	\$ 1,368,000
R20	Licenses Permits & Fees	\$ 20,000	\$ -
R30	Membership Fees	\$ -	\$ -
R33	Rental Fees	\$ -	\$ -
R36	Park Program Fees	\$ -	\$ -
R40	Fines & Forfeitures	\$ -	\$ -
R50	Sale of Services	\$ 11,023,722	\$ 10,733,259
R60	Miscellaneous Revenue	\$ 53,000	\$ 1,521,807
R62	Intergovernmental Tsfrs	\$ 2,319,600	\$ 1,893,000
R64	Reimbursement	\$ 625,000	\$ 725,000
R66	Sale of Equipment	\$ -	\$ -
R70	Grant Revenue	\$ -	\$ -
R74	Sponsorships	\$ -	\$ -
R85	Interest Revenue	\$ 775	\$ 775
Totals		\$ 15,866,097	\$ 16,697,841

Enterprise		Expenses Total - All Departments	
Cat.	Description	2024 Requested	2023 Budget
E01	Personnel Expense	\$ 5,450,820	\$ 5,380,806
E10	Building & Grounds Exp	\$ 1,108,951	\$ 947,020
E20	Vehicle Expense	\$ 654,677	\$ 639,855
E30	Supply Expense	\$ 2,902,104	\$ 2,435,477
E40	Operations Expense	\$ 906,900	\$ 820,940
E55	Professional Services	\$ 1,094,650	\$ 1,039,276
E60	Miscellaneous Expense	\$ 200,705	\$ 215,115
E62	Intergovernmental Tsfr	\$ 541,150	\$ 205,000
E64	Donation Expense	\$ -	\$ -
E70	Grant Expense	\$ -	\$ -
E72	Bond Expense	\$ 110,003	\$ 98,983
E80	Capital Assets	\$ 3,826,000	\$ 13,795,240
E85	Interest Expense	\$ 170,347	\$ 175,178
E90	Construction Projects	\$ 800,000	\$ 886,286
Totals		\$ 17,766,307	\$ 26,639,176


### 2024 Requested

Revenues \$ 15,866,097

Expenses \$ 17,766,307

**(Deficit)/Surplus \$ (1,900,210)**

Street + Stormwater Operational	\$ (2,047,070.00)
Stormwater (Capital Assets Only)	\$ (165,000.00)
Water	\$ 20,420.58
Wastewater	\$ 291,439.58



	Capital	Includes Depreciation of
Street	\$ 1,541,000.00	\$ -
Stormwater	\$ 815,000.00	\$ -
Water	\$ 720,000.00	\$ 500,000.00
Wastewater	\$ 750,000.00	\$ 500,000.00

**\*Stormwater Revenue is included in this summary but not shown in the Budget Book. All revenues derived from the current Stormwater charge are expended on Capital, not operational needs. Some Stormwater expenses occur in the Street right-of-way, as a result Street pays for certain Stormwater Expenses out of Fund 080-0140.**

## Enterprise

Street (Fund 080)							
		Revenue				Expenses	
Cat.	Description	2024 Requested	2023 Budget	Cat.	Description	2024 Requested	2023 Budget
R10	Taxes - Sale	\$ 456,000	\$ 456,000	E01	Personnel Expense	\$ 1,485,247	\$ 1,531,684
R15	Taxes - Property	\$ 1,368,000	\$ 1,368,000	E10	Building & Grounds Exp	\$ 243,140	\$ 105,105
R20	Licenses Permits & Fees	\$ -	\$ -	E20	Vehicle Expense	\$ 282,323	\$ 224,400
R30	Membership Fees	\$ -	\$ -	E30	Supply Expense	\$ 478,504	\$ 377,977
R33	Rental Fees	\$ -	\$ -	E40	Operations Expense	\$ 327,200	\$ 292,100
R36	Park Program Fees	\$ -	\$ -	E55	Professional Services	\$ 362,290	\$ 345,290
R40	Fines & Forfeitures	\$ -	\$ -	E60	Miscellaneous Expense	\$ 57,465	\$ 57,265
R50	Sale of Services	\$ -	\$ -	E62	Intergovernmental Tsfr	\$ -	\$ -
R60	Miscellaneous Revenue	\$ 1,500	\$ 75,200	E64	Donation Expense	\$ -	\$ -
R62	Intergovernmental Tsfrs	\$ 1,977,600	\$ 1,893,000	E70	Grant Expense	\$ -	\$ -
R64	Reimbursement	\$ 425,000	\$ 425,000	E72	Bond Expense	\$ -	\$ -
R66	Sale of Equipment	\$ -	\$ -	E80	Capital Assets	\$ 1,541,000	\$ 2,574,348
R70	Grant Revenue	\$ -	\$ -	E85	Interest Expense	\$ -	\$ -
R74	Sponsorships	\$ -	\$ -	E90	Construction Projects	\$ 800,000	\$ 886,286
R85	Interest Revenue	\$ 775	\$ 775		Totals	\$ 5,577,169	\$ 6,394,455
	Totals	\$ 4,228,875	\$ 4,217,975				

Stormwater (Fund 080 & 515)							
		Revenue*				Expenses	
Cat.	Description	2024 Requested	2023 Budget	Cat.	Description	2024 Requested	2023 Budget
R10	Taxes - Sale	\$ -	\$ -	E01	Personnel Expense	\$ 469,569	\$ 409,655
R15	Taxes - Property	\$ -	\$ -	E10	Building & Grounds Exp	\$ 4,512	\$ 4,524
R20	Licenses Permits & Fees	\$ 20,000	\$ -	E20	Vehicle Expense	\$ 39,335	\$ 35,035
R30	Membership Fees	\$ -	\$ -	E30	Supply Expense	\$ 25,400	\$ 23,900
R33	Rental Fees	\$ -	\$ -	E40	Operations Expense	\$ 9,200	\$ 7,700
R36	Park Program Fees	\$ -	\$ -	E55	Professional Services	\$ 150,760	\$ 150,760
R40	Fines & Forfeitures	\$ -	\$ -	E60	Miscellaneous Expense	\$ -	\$ -
R50	Sale of Services	\$ 288,000	\$ -	E62	Intergovernmental Tsfr	\$ -	\$ -
R60	Miscellaneous Revenue	\$ -	\$ 1,360,000	E64	Donation Expense	\$ -	\$ -
R62	Intergovernmental Tsfrs	\$ 342,000	\$ -	E70	Grant Expense	\$ -	\$ -
R64	Reimbursement	\$ -	\$ 300,000	E72	Bond Expense	\$ -	\$ -
R66	Sale of Equipment	\$ -	\$ -	E80	Capital Assets	\$ 815,000	\$ 3,300,322
R70	Grant Revenue	\$ -	\$ -	E85	Interest Expense	\$ -	\$ -
R74	Sponsorships	\$ -	\$ -	E90	Construction Projects	\$ -	\$ -
R85	Interest Revenue	\$ -	\$ -		Totals	\$ 1,513,776	\$ 3,931,896
	Totals	\$ 650,000	\$ 1,660,000				

## Enterprise

Water (Fund 500)							
		Revenue				Expenses	
Cat.	Description	2024 Requested	2023 Budget	Cat.	Description	2024 Requested	2023 Budget
R10	Taxes - Sale	\$ -	\$ -	E01	Personnel Expense	\$ 1,370,172	\$ 1,391,301
R15	Taxes - Property	\$ -	\$ -	E10	Building & Grounds Exp	\$ 114,131	\$ 118,323
R20	Licenses Permits & Fees	\$ -	\$ -	E20	Vehicle Expense	\$ 111,500	\$ 104,600
R30	Membership Fees	\$ -	\$ -	E30	Supply Expense	\$ 1,711,200	\$ 1,410,400
R33	Rental Fees	\$ -	\$ -	E40	Operations Expense	\$ 491,500	\$ 465,360
R36	Park Program Fees	\$ -	\$ -	E55	Professional Services	\$ 399,300	\$ 84,800
R40	Fines & Forfeitures	\$ -	\$ -	E60	Miscellaneous Expense	\$ 64,500	\$ 83,610
R50	Sale of Services	\$ 5,235,722	\$ 5,155,722	E62	Intergovernmental Tsfr	\$ 216,150	\$ 35,000
R60	Miscellaneous Revenue	\$ 1,500	\$ 36,506	E64	Donation Expense	\$ -	\$ -
R62	Intergovernmental Tsfrs	\$ -	\$ -	E70	Grant Expense	\$ -	\$ -
R64	Reimbursement	\$ 100,000	\$ -	E72	Bond Expense	\$ 43,002	\$ 31,984
R66	Sale of Equipment	\$ -	\$ -	E80	Capital Assets	\$ 720,000	\$ 4,068,695
R70	Grant Revenue	\$ -	\$ -	E85	Interest Expense	\$ 75,347	\$ 87,589
R74	Sponsorships	\$ -	\$ -	E90	Construction Projects	\$ -	\$ -
R85	Interest Revenue	\$ -	\$ -		Totals	\$ 5,316,801	\$ 7,881,662
	<b>Totals</b>	<b>\$ 5,337,222</b>	<b>\$ 5,192,228</b>				

Wastewater (Fund 500 & 510)							
		Revenue				Expenses	
Cat.	Description	2024 Requested	2023 Budget	Cat.	Description	2024 Requested	2023 Budget
R10	Taxes - Sale	\$ -	\$ -	E01	Personnel Expense	\$ 2,125,831	\$ 2,048,166
R15	Taxes - Property	\$ -	\$ -	E10	Building & Grounds Exp	\$ 747,168	\$ 719,068
R20	Licenses Permits & Fees	\$ -	\$ -	E20	Vehicle Expense	\$ 221,520	\$ 275,820
R30	Membership Fees	\$ -	\$ -	E30	Supply Expense	\$ 687,000	\$ 623,200
R33	Rental Fees	\$ -	\$ -	E40	Operations Expense	\$ 79,000	\$ 55,780
R36	Park Program Fees	\$ -	\$ -	E55	Professional Services	\$ 182,300	\$ 458,426
R40	Fines & Forfeitures	\$ -	\$ -	E60	Miscellaneous Expense	\$ 78,740	\$ 74,240
R50	Sale of Services	\$ 5,500,000	\$ 5,577,537	E64	Intergovernmental Tsfr	\$ 325,000	\$ 170,000
R60	Miscellaneous Revenue	\$ 50,000	\$ 50,100	E68	Donation Expense	\$ -	\$ -
R62	Intergovernmental Tsfrs	\$ -	\$ -	E70	Grant Expense	\$ -	\$ -
R64	Reimbursement	\$ 100,000	\$ -	E72	Bond Expense	\$ 67,001	\$ 66,999
R66	Sale of Equipment	\$ -	\$ -	E80	Capital Assets	\$ 750,000	\$ 3,851,875
R70	Grant Revenue	\$ -	\$ -	E85	Interest Expense	\$ 95,000	\$ 87,589
R74	Sponsorships	\$ -	\$ -	E90	Construction Projects	\$ -	\$ -
R85	Interest Revenue	\$ -	\$ -		Totals	\$ 5,358,560	\$ 8,431,163
	<b>Totals</b>	<b>\$ 5,650,000</b>	<b>\$ 5,627,637</b>				



**RESOLUTION NO. 2023-\_\_\_\_**

**A RESOLUTION TO REQUEST A TEMPORARY ENTERTAINMENT DISTRICT**

**WHEREAS**, there are no other applications for a temporary entertainment district on December 9, 2023 from 5:00 pm to 9:00 pm.; and;

**WHEREAS**, there are no other approved temporary entertainment districts on December 9, 2023 from 5:00 pm to 9:00 pm.; and;

**WHEREAS**, there are no other events in the City of Bryant on December 9, 2023 that will place the city at risk of adversely affecting the welfare and safety of persons and property; and;

**WHEREAS**, the City of Bryant is requesting a temporary entertainment District be established for the Christmas Stroll and Tree Lighting event on December 9, 2023; and;

**WHEREAS**, the temporary district is requested to be in place from 5:00 pm to 9:00 pm on December 9<sup>th</sup>; and;

**WHEREAS**, an exemplar has been provided showing the temporary district will include Progress Street from Main Street to Marketplace Drive, the parking lots of Crave and Copper Mule restaurants and the Crave and Copper Mule establishments; and;

**WHEREAS**, the temporary entertainment district includes adequate parking for the number of vehicles expected to attend during the hours of the temporary entertainment district; and;

**WHEREAS**, Crave and Copper Mule are both permitted establishments by the Arkansas Alcoholic Beverage Control Division for on premises consumption of alcoholic beverages and they are both adjoining the proposed temporary district; and;

**WHEREAS**, Crave and Copper Mule will provide approved wrist bands to attendees who wish to carry and open container of alcohol within the temporary entertainment district; and;

**WHEREAS**, all requirements have been met under the City of Bryant Entertainment district ordinance.

**NOW, THEREFORE, BE IT RESOLVED** by the City Council of the City of Bryant, Arkansas:

**THAT** a temporary Entertainment District is hereby established for the Christmas Stroll and Tree Lighting event on December 9, 2023 from 5:00 pm to 9:00pm.

**PASSED AND APPROVED** this \_\_\_\_\_ day of November, 2023.

**APPROVED:**

---

Rhonda Sanders, Mayor

ATTEST:

---

Mark Smith, City Clerk

**ORDINANCE NO. 2023-\_\_\_\_**

**AN ORDINANCE TO ESTABLISH THE STANDARDS FOR THE CREATION OF PERMANENT OR TEMPORARY ENTERTAINMENT DISTRICTS PURSUANT TO ARKANSAS CODE SECTION 14-54-1412; AND FOR OTHER PURPOSES**

**WHEREAS**, the City of Bryant, Arkansas, is in a county authorized to sell alcoholic beverages;

**WHEREAS**, the City of Bryant, Arkansas, is authorized by Ark. Code Ann. § 14-54-1412 (the "Act") to create Designated Entertainment Districts, of both a temporary and permanent nature, and to set reasonable standards for the regulation of alcohol possession within the boundaries of any such districts;

**WHEREAS**, under the Act, a Designated Entertainment District means a contiguous area located in a part of a city that is zoned for or customarily used for commercial purposes and contains any number and any combination of restaurants, taprooms, taverns, entertainment establishments, hospitality establishments, music venues, theaters, bars, art galleries, art studios, tourist destinations, distilleries, dance clubs, cinemas, or concert halls; and

**WHEREAS**, the Act and this ordinance are intended to promote hospitality and tourism within the City, to highlight restaurant, nightlife entertainment and hospitality options to tourists, and to create standards for the regulation of alcohol possession within the boundaries of Designated Entertainment Districts.

**NOW, THEREFORE, BE IT ORDAINED BY THE CITY COUNCIL OF BENTON, ARKANSAS:**

**SECTION 1:           *Purpose and Intent.***

The purpose of an Entertainment District is to promote hospitality and tourism within the City and to highlight restaurant, nightlife entertainment, and hospitality options for tourists.

**SECTION 2:           *Definitions.***

The following words, terms, and phrases, when used in this ordinance, shall have the meanings ascribed to them in this section, except where the context clearly indicates a different meaning:

*Alcoholic Beverage* means:

(a) Beer, ale, porter, stout, sake, or other similar fermented beverage of any name or description containing 0.5% or more of alcohol by volume, brewed or produced from malt, wholly or in part, or from any malt substitute;

(b) Wine, port, sherry wine, or vermouth wine of not less than 0.5% of alcohol by volume;

(c) A distilled spirit known as "ethyl alcohol," "ethanol," or "spirits of wine" in any form, including all dilutions and mixtures of a distilled spirit, from whatever source or by whatever process produced; or

(d) Hard cider brewed from the fermented juices of fruit and containing more than 3% and not more than 21% alcohol by weight.

***Open Alcoholic Beverage Container*** means a bottle, can, or other receptacle that:

(a) Contains any amount of Alcoholic Beverage; and

(b) Is either:

(1) Open or has a broken seal; or

(2) Not open or having a broken seal but with its contents already partially removed.

***Public Places*** mean places in which the public as a class is invited, allowed or permitted to enter, and includes streets, alleys, highways, government-owned or operated buildings or grounds, sidewalks and thoroughfares.

**SECTION 3:      *General      Standards      for      Establishment      of***  
***Entertainment Districts.***

Any Entertainment Districts authorized to be created pursuant to this ordinance and Arkansas State Law shall be:

(a) Subject to the requirements of this ordinance;

(b) Designated with a unique name in the ordinance or implementing resolution that creates the District;

(c) Designated by type as either permanent or, as temporary - if not to exist for longer than five (5) consecutive calendar days; and

(d) Comprised of a contiguous area of public places that is described by objective, physical attributes and located in a part of the City that 1) is zoned for or customarily used for commercial purposes; and 2) is immediately adjoining the requisite number of business establishments required for its type.

**SECTION 4:           *Regulation of Possession of Alcohol within Boundaries of Designated Entertainment Districts.***

Any Entertainment Districts established under this ordinance shall have operational rules addressing the following subjects, all of which are designed to regulate a person's possession of an Alcoholic Beverage within a District's boundaries:

- (a) Established days and hours for when a person is permitted to possess or consume from an Open Alcoholic Beverage Container;
- (b) The source or sources of an Open Alcoholic Beverage Container permitted to be in one's possession; and
- (c) Usage of identification wristbands or usage of uniform beverage containers or both for those persons who wish to possess or consume from an Open Alcoholic Beverage Container within the District, or enter the District from an Alcoholic Beverage Control Division permitted establishment while in possession of an Open Alcoholic Beverage Container.

**SECTION 5:           *Creation of Entertainment Districts.***

- (a) A permanent Entertainment District shall be created only by a City Ordinance in compliance with the terms and conditions of this ordinance.
- (b) A permanent Entertainment District shall be limited to a designated, contiguous area of public places including:
  - (1) Two (2) or more private properties permitted for on-premises consumption by the Alcohol Beverage Control Division.
- (c) A Temporary Entertainment District shall be created only by a City Resolution implementing and in compliance with the terms and conditions of this ordinance.

**SECTION 6:           *Creation of Temporary Entertainment Districts.***

- (a) Upon application, and after review by the Community Development Department, with input from the Benton Police Department, the Community Development Department may recommend adoption of a resolution for the creation of a Temporary Entertainment District having an existence of not more than five (5) consecutive calendar days or ten (10) non-consecutive calendar days.
- (b) An approved Temporary Entertainment District may encompass all or a portion of the geographic boundaries of an existing Permanent Entertainment District; provided, that any inconsistencies between the operational rules of such a Temporary Entertainment District and those of an existing Permanent

Entertainment District will be controlled by the operational rules of the Temporary Entertainment District.

(c) A person seeking creation of a Temporary Entertainment District shall file an application with the Community Development Director on forms provided by the City and the application shall be signed by the applicant and accompanied by a nonrefundable fee of Twenty-Five Dollars (\$25.00).

(d) An application for creation of a Temporary Entertainment District shall be filed with the Community Development Director at least thirty (30) and not more than one-hundred and eighty (180) days before the Temporary Entertainment District is proposed to commence.

(e) The application for a Temporary Entertainment District shall set forth the following minimum information:

(1) The name, address, telephone number, and email address of the person or entity seeking creation of a Temporary Entertainment District;

(2) A description, by objective, physical attributes, of the proposed Temporary Entertainment District;

(3) The requested dates and hours when a person will be permitted to possess or consume from an Open Alcoholic Beverage Container within the proposed Temporary Entertainment District;

(4) The name, address, telephone number, and email address of establishments permitted for on-premises consumption by the Arkansas Alcoholic Beverage Control Division that are immediately adjoining the proposed Temporary Entertainment District;

(5) The name and physical address of all Arkansas Alcoholic Beverage Control Division permittees who will receive and utilize District-approved containers or identification wristbands, or both, during the existence of the proposed Temporary Entertainment District, if so required by the Community Development Director;

(6) Drawings or exemplars depicting the proposed District-approved containers or identification wristbands to be used by all Arkansas Alcoholic Beverage Control Division permittees during the existence of the proposed Temporary Entertainment District, if so required by the Community Development Director, and the total number of each item that will be made available for their collective use; or

(7) Any additional information that the applicant reasonably believes would be helpful to the Community Development Director in order to plan for any City services that may be required and to evaluate the application.

(f) Any Temporary Entertainment District recommended by the Community Development Director and all persons located within its boundaries shall observe the following operational rules, and any violation of them by persons shall be subject to a fine in accordance with City and State law.

(1) No person shall possess or consume from an Open Alcoholic Beverage Container in any designated Temporary Entertainment District except during the days and times described in the resolution approving the District;

(2) The boundaries of the Temporary Entertainment District shall be posted continuously in at least four (4) distinct locations within the geographical boundaries of the District, from twenty-four (24) hours prior to and through the period of its existence;

(3) No person shall possess or consume from an Open Alcoholic Beverage Container within the Temporary Entertainment District unless he or she is wearing a district approved identification wristband or the Open Alcoholic Beverage Container is within a district-approved container; and

(4) The applicant for the Temporary Entertainment District fails to provide exemplars of approved containers or identification wristbands to the Chief of Police of the Bryant Police Department prior to the beginning date of the District.

**SECTION 7:**  
***District.***

***Standards for Creation of Temporary  
Entertainment***

(a) The Community Development Director shall recommend an implementing resolution for the creation of a Temporary Entertainment District as requested by the applicant if, after consideration of the information contained in the application, and such other information as may be otherwise be obtained, it is determined that:

(1) The Temporary Entertainment District will not substantially interrupt the safe and orderly movement of other pedestrian or vehicular traffic contiguous to its location;

(2) The concentration of persons within the Temporary Entertainment District will not unduly interfere with proper Fire and Police protection of, or ambulance service to, areas contiguous to its location;

(3) Adequate sanitation and other required health facilities are or will be made available in or adjacent to its location;

(4) There is sufficient parking available in or near its location to accommodate the number of vehicles reasonably expected during the time of the District's existence;

(5) No temporary entertainment district application for any of the same dates and locations has already been approved or, was previously received and will be approved;

(6) No Temporary Entertainment District application for the same date, or within a time frame within twenty-four (24) hours of the same date, has been previously received and will be granted, which will require the use and deployment of public resources in such a manner that when combined with the subsequent application, it is reasonably determined that there would be an adverse effect upon the City's ability to provide such resources and to protect the welfare and safety of persons and property, provided that the mere expenditure of public funds for overtime payments for public employees shall not be deemed an adverse effect upon the City's ability to provide public services; and

(7) No event is scheduled elsewhere in the City where the public resources required for that event are so great that the deployment of public services associated with the Temporary Entertainment District would be adversely affected in a way detrimental to the welfare and safety of persons and property.

(b) No application for the creation of a Temporary Entertainment District shall be denied because of the basis of race, creed, color, national origin, political viewpoint, disability, or gender of the applicant.

**SECTION 8:**        *Notice of Denial of Application for Creation of Temporary Entertainment District.*

(a) The Community Development Director shall act promptly upon a timely filed application for the creation of a Temporary Entertainment District but in no event shall recommend that grant or denial of an application less than forty-eight

(48) hours prior to the last meeting of the City Council at which the resolution to create the Temporary Entertainment District may be adopted prior to the first date and hour requested by the applicant.

(b) If the Community Development Director disapproves the application, the applicant shall be notified in writing as soon as possible, but in no event not less than forty-eight (48) hours prior to the last meeting of the City Council at which the resolution to create Temporary Entertainment District may be adopted prior to the first date and hour requested by the applicant.



(c) Notification in writing shall be deemed to have occurred when a letter is delivered in person, by telefacsimile with verification of delivery, by mail with some form of return receipt, or by e-mail with some indication that the message has been read.

**SECTION 9:           *Appeal Procedure for Denial of Application for Creation of Temporary Entertainment District.***

(a) Any applicant shall have the right to appeal the denial of an application for creation of Temporary Entertainment District to the City Council. The denied applicant shall make the appeal preferably within five (5) days after receipt of the denial, but in no event later than the date of the last meeting of the City Council at which the resolution to create the Temporary Entertainment District may be adopted prior to the first date and hour requested by the applicant.

(b) An appeal must be in writing and filed with the City Clerk. If there are less than five (5) days prior to the requested first date and hour when a person will be permitted to possess or consume from an Open Alcoholic Beverage Container within the proposed Temporary Entertainment District, the applicant shall make the appeal by filing as soon as possible before the said date a written notice with the City Clerk.

(c) The City Council shall act upon the appeal at the next scheduled regular or recessed meeting following receipt of the notice of appeal.

(d) The issue on appeal shall be whether the recommendation of the Community Development Director that the application failed to meet the criteria set forth in this ordinance was arbitrary and capricious based upon the information provided in the application.

**SECTION 10: *Notice to Other Officials of Creation of Temporary Entertainment District.***

Immediately upon the creation of a Temporary Entertainment District by resolution, the Community Development Director shall send notice about its creation and dates and hours to the following:

- (1) The Mayor;
- (2) The City Attorney;
- (3) The heads of the City's respective Emergency Services Departments, including Police and Fire; and
- (4) The Directors of other Governmental Entities, or Law Enforcement Agencies, whose Departments may be affected by the attendance of persons within the District, including the Arkansas Alcoholic Beverage Control Division.

**SECTION 11:           *Other offenses.***

(a) It shall be unlawful for any person to possess or consume from an Open Alcoholic Beverage Container in any Entertainment District unless he or she is wearing a district approved identification wristband or the Open Alcoholic Beverage Container is within a district-approved container it is a District-approved container and its contents came from a permittee of the Alcohol Beverage Control Division located within or an immediately adjoining the Entertainment District.

(b) It shall be unlawful for any person to bring into or remove an Open Alcoholic Beverage Container from any Entertainment District.

**SECTION 12:    *Authority of the Chief of Police.***

Nothing in this ordinance prevents the Chief of Police of the Bryant Police Department, or the Chief of the Bryant Fire Department, to suspend the operation hours of any Entertainment District if necessary to comply with local, State or Federal Laws, or Fire Codes, or is necessary to protect the public health, safety and welfare.

**SECTION 13:           *Severability.***

In the event any title, section, paragraph, item, sentence, clause, phrase, or word of this ordinance is declared or adjudged to be invalid or unconstitutional, such declaration or adjudication shall not affect the remaining portions of this ordinance, which shall remain in full force and effect as if the portion so declared or adjudged invalid or unconstitutional was not originally a part of this ordinance.

**SECTION 14:           *Repealer.***

All laws, ordinances, or resolutions, or parts of the same that are inconsistent with the provisions of this ordinance are hereby repealed to the extent of such inconsistency.

PASSED AND APPROVED this            day of                            2023.

---

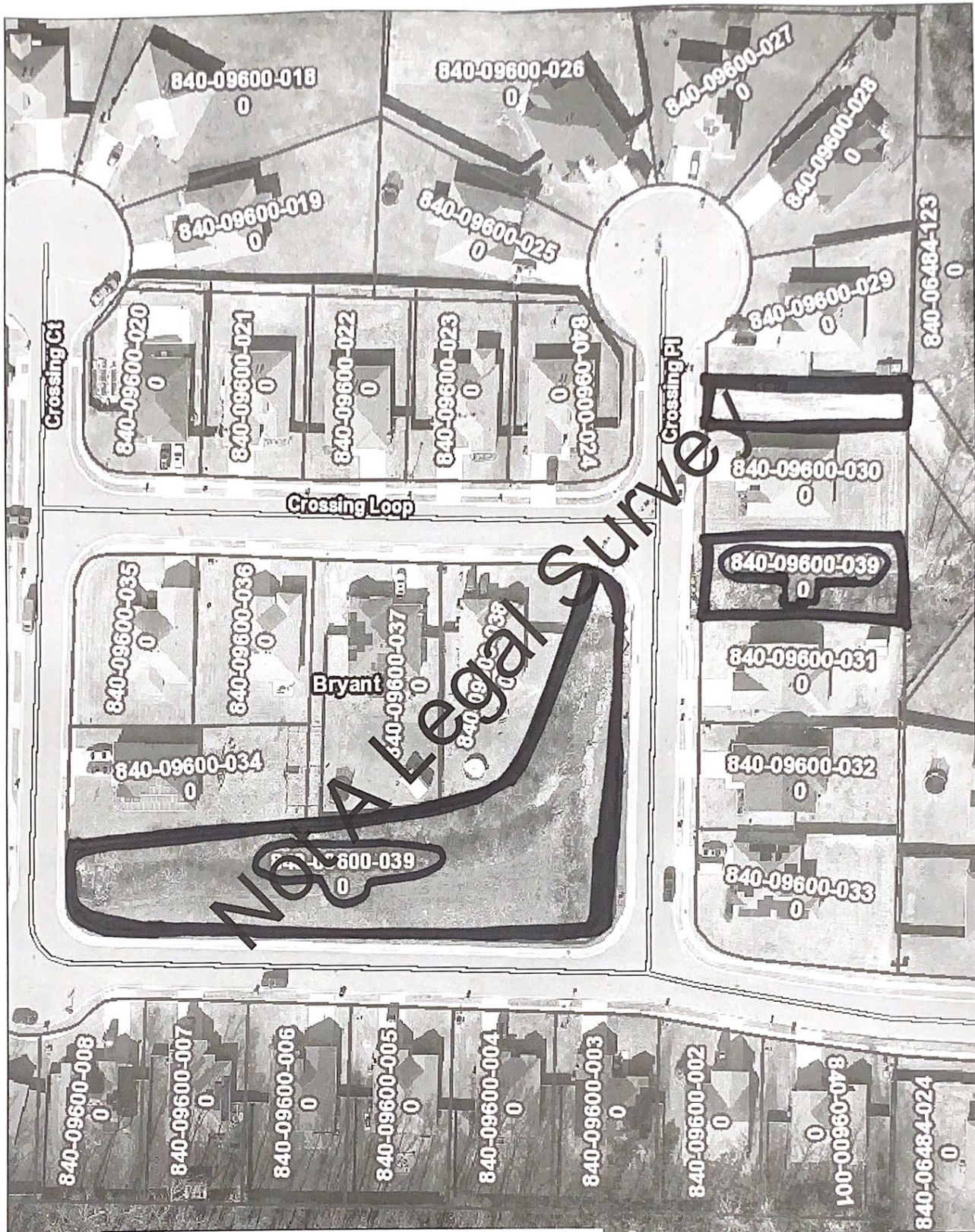
Rhonda Sanders, Mayor

---


Mark Smith, City Clerk



Title



County Disclaimer: This map was created by the Saline County Assessor's office and in accordance with Arkansas Code 15-21-502 (2) (B), which states, The digital cadastre manages and provides access to cadastral information. The digital cadastre does not represent legal property boundary descriptions, nor is it suitable for boundary determination of the individual parcels included in the cadastre. Arkansas Code 15-21-502 (6) indicates that 'Digital cadastre' means the storage and manipulation of computerized representations of parcel maps and linked data bases. The parcel lines shown are considered a graphical representation of the actual boundaries. The Assessor's office is in no way responsible for or liable for any misrepresentation or re-use of this map.





Bryant Crossing Loop


1178739-01-01 • 9.8.2023



Title



County Disclaimer: This map was created by the Saline County Assessor's office and in accordance with Arkansas Code 15-21-502 (2) (B), which states, The digital cadastre manages and provides access to cadastral information. The digital cadastre does not represent legal property boundary descriptions, nor is it suitable for boundary determination of the individual parcels included in the cadastre. Arkansas Code 15-21-502 (6) indicates that 'Digital cadastre' means the storage and manipulation of computerized representations of parcel maps and linked data bases. The parcel lines shown are considered a graphical representation of the actual boundaries. The Assessor's office is in no way responsible for or liable for any misrepresentation or re-use of this map.



**Bryant Parks and Recreation Department  
2023-2024 Program Agreement**

THIS AGREEMENT made and entered into on \_\_\_\_\_, 2023 by and between the CITY OF BRYANT PARKS AND RECREATION DEPARTMENT, doing business at 6401 Boone Road, Bryant, Arkansas (hereinafter called “THE CITY”), and Bauxite High School Swim Team, doing business at 800 School Street Bauxite Arkansas (hereinafter called “Bauxite HS”).

WITNESSETH

WHEREAS, THE CITY maintains property at Bishop Park Aquatic Center in Bryant, Arkansas; and  
WHEREAS, the use of said property for the purpose of the Bauxite High School Swim Program has been considered the best use of this property for recreational purpose and to better service the citizens of Bryant, Arkansas.

WHEREAS, THE CITY provides and maintains certain recreational facilities for programs and parks in Bryant, and

WHEREAS, Bauxite High School Swim Team provides program administration and operations of the Swim Program in Bryant,

NOW, THEREFORE, in consideration of mutual covenants and promises set forth herein, the parties agree as follows:

THE CITY agrees to grant use of Bishop Park Aquatic Center between November 1st, 2022– Feb 28th, 2023 as outlined here to Bauxite HS for the operation of Bauxite High School Swim Team.

Named property will be used by Bauxite HS for events, and practices on the dates and times listed on the schedules provided to THE DEPARTMENT.

The general conditions of this program agreement will be:

1. Bauxite HS will operate programs in accordance with nondiscrimination requirements of *Title VI* of the 1964 Civil Rights Act.
2. It is further agreed that program personnel must adhere to all provisions of the Americans with Disabilities Act (ADA) that apply to a particular program.
3. Program personnel and participants agree to abide by all Federal, State, and Local laws in addition to the policies of THE CITY pertaining to parks and facilities.
4. It is understood that THE CITY will not be liable for any injuries incurred by participants who are participating in activities on or in THE DEPARTMENT Facility. Bauxite HS shall indemnify and hold the City of Bryant, its departments and all of its employees harmless against losses, claims, causes of action and liabilities on account of damage to property or injury to or death of persons arising out of negligent acts by Bauxite HS, its agents, employees, or program participants.
5. It is agreed that the named facility, area, or property may not be assigned, subleased, rented, reserved or loaned to any other group, business, individual, or entity by Bauxite HS without prior approval by THE CITY.
6. No alterations, changes, or modifications to change the intended use may be made to facilities by Bauxite HS, without first receiving written approval from THE CITY. The Bauxite HS must submit a detailed request in writing to THE CITY’S Park Department (hereinafter, “THE DEPARTMENT”).

7. Bauxite HS assumes full responsibility and liability for damage caused by participants of their programs. Any damage caused will be fixed by Bauxite HS. If the repair is neglected for a long period of time THE CITY will make the necessary repairs and bill the Bauxite HS.
8. Bauxite HS must inspect facilities prior to each use. If damage is discovered to equipment or a facility that poses an immediate hazard or danger Bauxite HS must immediately notify THE DEPARTMENT. Damaged equipment or facilities that do not pose a danger or hazard should be discussed with THE DEPARTMENT. Bauxite HS must report any vandalism or theft to THE DEPARTMENT within 24 (twenty-four) hours or next business day.
9. With this agreement, Bauxite HS agrees to pay the charge of High School Swim League fee of \$330 to practice during the scheduled practice time. Payment must be received by November 12, 2023.
10. Available Practice Schedule is Monday, Tuesday and Thursday, 3:30 pm – 5:00 pm with 1 lane.
11. The team roster must be turned in before November 13, 2023. Roster must include Name, Last Name, DOB, home address and phone number, emergency contact name, address and contact number.
12. The Department will not provide lifeguard during Bauxite practice times.
13. Swimmers will be expected to check in at the Aquatic Front desk each time they enter the facility.
14. In order to participate on the Bauxite High School Swim Team and in its practices or meets, Bauxite HS swimmers will not be required to be members of Bishop Park Community Center. However, swimmers who are not members may not under any circumstances be in the aquatic facility without a high school coach or teacher present and supervising them. When practice ends, all non-members must leave before the coach or teacher leaves.
15. Bauxite HS agrees to provide a volunteer for each practice to make sure every Bauxite High School Swim Team member uses the facility for ONLY the practice hours provided by The Department. The Department is not responsible for any injuries or accidents at any time. Proof of insurance must be turned in with the roster.
16. Bauxite HS agrees to return this agreement signed by the appropriate persons and any and all additional requested material before November 15, 2023.
17. Additional conditions to be agreed upon not previously listed:
  - A. Bauxite HS will control all litter by picking up litter their program creates after each time the facility is used. The litter must be placed in the proper receptacle by Bauxite HS.
  - B. Bauxite HS will provide proper insurance for the programs they will be operating on city property. Proof of insurance must be attached to this program agreement before regular season starts. Bauxite HS understands that their program participants are in no way covered by insurance by THE CITY OR THE DEPARTMENT.
  - C. Bauxite HS will submit contact person(s) for after business hours' emergencies.
  - D. At the request of THE DEPARTMENT, Bauxite HS will remove all their equipment at the completion of this agreement period.
  - E. Bauxite HS will insure that their employees or participants do not attempt to operate equipment belonging to THE CITY OR THE DEPARTMENT.
18. THE DEPARTMENT agrees to the following specific conditions and assurances:
  - A. The Aquatic Center area will be maintained on a regular schedule.



- B. THE DEPARTMENT will be responsible Monday - Sunday for the pool chemicals.
  - C. THE DEPARTMENT will purchase and replace light bulbs. If extensive damage is caused by weather or vandalism, the replacement time for lights may be longer than usual.
  - D. THE DEPARTMENT will attempt to repair damage to facilities in a timely manner, according to repairs needed.
  - E. THE DEPARTMENT upon written request by the Bauxite HS will provide a liaison to the Bauxite HS meetings to assure the maintenance program is satisfactory.
  - F. Permanent improvements to facilities and fields will become property of THE CITY.
  - G. Non-permanent improvements will be retained by Bauxite HS.
19. This Agreement shall automatically be renewed for like terms for successive one (1) year periods until this Agreement is terminated by either party.
20. The party electing to terminate this Agreement shall do so by providing ninety (90) days written notice before the end of the term of this agreement, of that party's intent not to renew this agreement.
21. THE CITY or Bauxite HS may amend this agreement by the mutual assent of both parties.  
 THE CITY or Bauxite High School Swim Team may amend this agreement by the mutual assent of both parties. If this agreement is amended, it will be written, signed by both parties stated and attached to this original agreement.

IN WITNESS WHEREOF the parties hereto have caused this Agreement to be executed in their behalf on BHS; and supersede any and/or all previous agreements, contracts, or leases.

City of Bryant,  
 A municipal Corporation,

\_\_\_\_\_, Mayor

Bauxite HS Authorized Agent,

\_\_\_\_\_

Dated this \_\_\_\_ day of \_\_\_\_\_, 2023

**Bryant Parks and Recreation Department  
2023-2024 Program Agreement**

THIS AGREEMENT made and entered into on \_\_\_\_\_, 2023 by and between the CITY OF BRYANT PARKS AND RECREATION DEPARTMENT, doing business at 6401 Boone Road, Bryant, Arkansas (hereinafter called “THE CITY”), and Bryant High School, doing business at 200 Northwest Fourth Street Bryant, Arkansas (hereinafter called “BHS”).

WITNESSETH

WHEREAS, THE CITY maintains property at Bishop Park Aquatic Center in Bryant, Arkansas; and  
WHEREAS, the use of said property for the purpose of the Bryant High School Swim Program has been considered the best use of this property for recreational purpose and to better service the citizens of Bryant, Arkansas.

WHEREAS, THE CITY provides and maintains certain recreational facilities for programs and parks in Bryant, and

WHEREAS, Bryant High School provides program administration and operations of the Swim Program in Bryant,

NOW, THEREFORE, in consideration of mutual covenants and promises set forth herein, the parties agree as follows:

THE CITY agrees to grant use of Bishop Park Aquatic Center between October 1st, 2023– February 28th, 2024 as outlined here to BHS for the operation of Bryant High School Swim Team.

Named property will be used by BHS for events, and practices on the dates and times listed on the schedules provided to THE DEPARTMENT.

The general conditions of this program agreement will be:

1. BHS will operate programs in accordance with nondiscrimination requirements of *Title VI* of the 1964 Civil Rights Act.
2. It is further agreed that program personnel must adhere to all provisions of the Americans with Disabilities Act (ADA) that apply to a particular program.
3. Program personnel and participants agree to abide by all Federal, State, and Local laws in addition to the policies of THE CITY pertaining to parks and facilities.
4. It is understood that THE CITY will not be liable for any injuries incurred by participants who are participating in activities on or in THE DEPARTMENT Facility. BHS shall indemnify and hold the City of Bryant, its departments and all of its employees harmless against losses, claims, causes of action and liabilities on account of damage to property or injury to or death of persons arising out of negligent acts by BHS, its agents, employees, or program participants.
5. It is agreed that the named facility, area, or property may not be assigned, subleased, rented, reserved or loaned to any other group, business, individual, or entity by BHS without prior approval by THE CITY.
6. No alterations, changes, or modifications to change the intended use may be made to facilities by BHS, without first receiving written approval from THE CITY. The BHS must submit a detailed request in writing to THE CITY’S Park Department (hereinafter, “THE DEPARTMENT”).

7. BHS assumes full responsibility and liability for damage caused by participants of their programs. Any damage caused will be fixed by BHS. If the repair is neglected for a long period of time THE CITY will make the necessary repairs and bill the BHS.
8. BHS must inspect facilities prior to each use. If damage is discovered to equipment or a facility that poses an immediate hazard or danger BHS must immediately notify THE DEPARTMENT. Damaged equipment or facilities that do not pose a danger or hazard should be discussed with THE DEPARTMENT. BHS must report any vandalism or theft to THE DEPARTMENT within 24 (twenty-four) hours or next business day.
9. Swim & Dive Practice Schedule is Monday through Friday 6:00 am – 7:00 am with 4 lanes, 2:50 pm-3:30 pm with 6 lanes; Monday through Thursday 3:30-4:30 pm with 4 lanes; Fridays 3:30 pm-4:00 pm with 4 lanes and Saturdays 8:00 am – 9:00 am for diving only.
10. The team roster must be turned in before October 15, 2023. Roster must include Name, Last Name, DOB, home address and phone number, emergency contact name, address and contact number.
11. The Department will not provide lifeguards during Bryant practice times.
12. Swimmers will be expected to check in at the Aquatic front desk each time they enter the facility.
13. BHS will be allowed to host 4 swim meets, at the rate of \$600 per meet, not exceeding six (6) hour use on each meet with up to 200 participants. BHS agrees to pay \$100.00 for every hour exceeding six (6) hours.
14. Host team is responsible for meet set up, meet clean up, and providing volunteers. There will be \$50/hour cleaning fee if facility is not cleaned up after the swim meet.
15. The host team will be responsible for providing and paying the meet officials.
16. In order to participate on the Bryant High School Swim Team and in its practices or meets, Bryant HS swimmers will not be required to be members of Bishop Park Community Center. However, swimmers who are not members may not under any circumstances be in the aquatic facility without a high school coach or teacher present and supervising them. When practice ends, all non-members must leave before the coach or teacher leaves.
17. BHS will have access to the timing system, starting system, and the scoreboard for the duration of the swim meets under the Department supervision. Advertising on scoreboard, and hanging sponsor banners and signs requires an approval from the Department.
18. The Department has the first option to run the concession and charge admission fees during those meets.
19. BHS agrees to provide a volunteer for each practice to make sure every Bryant High School Swim Team member uses the facility for ONLY the practice hours provided by The Department. The Department is not responsible for any injuries or accidents at any time. Proof of insurance must be turned in with the roster.
20. BHS agrees to return this agreement signed by the appropriate persons and any and all additional requested material before October 15, 2023.
21. Additional conditions to be agreed upon not previously listed:
  - A. BHS will control all litter by picking up litter their program creates after each time the facility is used. The litter must be placed in the proper receptacle by BHS.
  - B. BHS understands that their program participants are in no way covered by insurance by THE CITY OR THE DEPARTMENT. The parties to this agreement understand that because the BSD is a public school district in Arkansas, BSD is statutorily immune from liability and from suit for damages except to the extent that BSD may be covered by liability insurance. The parties to this

agreement also understand that no tort action shall lie against BSD because of the acts of its agents and employees. Nothing in this agreement shall be interpreted to waive BSD's statutory immunity as found in Ark. Code Ann. 21-9-301.

- C. BHS will submit contact person(s) for after business hours' emergencies.
- D. At the request of THE DEPARTMENT, BHS will remove all their equipment at the completion of this agreement period.
- E. BHS will insure that their employees or participants do not attempt to operate equipment belonging to THE CITY OR THE DEPARTMENT.

22. THE DEPARTMENT agrees to the following specific conditions and assurances:

- A. The Aquatic Center area will be maintained on a regular schedule.
- B. THE DEPARTMENT will be responsible Monday - Sunday for the pool chemicals.
- C. THE DEPARTMENT will purchase and replace light bulbs. If extensive damage is caused by weather or vandalism, the replacement time for lights may be longer than usual.
- D. THE DEPARTMENT will attempt to repair damage to facilities in a timely manner, according to repairs needed.
- E. THE DEPARTMENT upon written request by the BHS will provide a liaison to the BHS meetings to assure the maintenance program is satisfactory.
- F. Permanent improvements to facilities and fields will become property of THE CITY.
- G. Non-permanent improvements will be retained by BHS.

23. This Agreement shall automatically be renewed for like terms for successive one (1) year periods until this Agreement is terminated by either party.

24. The party electing to terminate this Agreement shall do so by providing ninety (90) days written notice before the end of the term of this agreement, of that party's intent not to renew this agreement.

THE CITY or BHS may amend this agreement by the mutual assent of both parties. If this agreement is amended, it will be written, signed by both parties stated and attached to this original agreement.

IN WITNESS WHEREOF the parties hereto have caused this Agreement to be executed in their behalf on BHS; and supersede any and/or all previous agreements, contracts, or leases.

City of Bryant,  
A municipal Corporation,

\_\_\_\_\_, Mayor

BHS Authorized Agent,

\_\_\_\_\_

Dated this \_\_\_\_ day of \_\_\_\_\_, 2023

**Bryant Parks and Recreation Department  
2023-2024 Program Agreement**

THIS AGREEMENT made and entered into on \_\_\_\_\_, 2023 by and between the CITY OF BRYANT PARKS AND RECREATION DEPARTMENT, doing business at 6401 Boone Road, Bryant, Arkansas (hereinafter called “THE CITY”), and Lakeside High School Dive Team, doing business at 2871 Malvern Ave., Hot Springs, Arkansas 71901 (hereinafter called “Lakeside HS”).

WITNESSETH

WHEREAS, THE CITY maintains property at Bishop Park Aquatic Center in Bryant, Arkansas; and  
WHEREAS, the use of said property for the purpose of the Lakeside High School Dive Program has been considered the best use of this property for recreational purpose and to better service the citizens of Bryant, Arkansas.

WHEREAS, THE CITY provides and maintains certain recreational facilities for programs and parks in Bryant, and

WHEREAS, Lakeside High School Dive Team provides program administration and operations of the Dive Program in Bryant,

NOW, THEREFORE, in consideration of mutual covenants and promises set forth herein, the parties agree as follows:

THE CITY agrees to grant use of Bishop Park Aquatic Center between November 1st, 2023– Feb 28th, 2024 as outlined here to Lakeside HS for the operation of Lakeside High School Dive Team.

Named property will be used by Lakeside HS for events, and practices on the dates and times listed on the schedules provided to THE DEPARTMENT.

The general conditions of this program agreement will be:

1. Lakeside HS will operate programs in accordance with nondiscrimination requirements of *Title VI* of the 1964 Civil Rights Act.
2. It is further agreed that program personnel must adhere to all provisions of the Americans with Disabilities Act (ADA) that apply to a particular program.
3. Program personnel and participants agree to abide by all Federal, State, and Local laws in addition to the policies of THE CITY pertaining to parks and facilities.
4. It is understood that THE CITY will not be liable for any injuries incurred by participants who are participating in activities on or in THE DEPARTMENT Facility. Lakeside HS shall indemnify and hold the City of Bryant, its departments and all of its employees harmless against losses, claims, causes of action and liabilities on account of damage to property or injury to or death of persons arising out of negligent acts by Lakeside HS, its agents, employees, or program participants.
5. It is agreed that the named facility, area, or property may not be assigned, subleased, rented, reserved or loaned to any other group, business, individual, or entity by Lakeside HS without prior approval by THE CITY.
6. No alterations, changes, or modifications to change the intended use may be made to facilities by Lakeside HS, without first receiving written approval from THE CITY. The Lakeside HS must submit a detailed request in writing to THE CITY’S Park Department (hereinafter, “THE DEPARTMENT”).

7. Lakeside HS assumes full responsibility and liability for damage caused by participants of their programs. Any damage caused will be fixed by Lakeside HS. If the repair is neglected for a long period of time THE CITY will make the necessary repairs and bill the Lakeside HS.
8. Lakeside HS must inspect facilities prior to each use. If damage is discovered to equipment or a facility that poses an immediate hazard or danger Lakeside HS must immediately notify THE DEPARTMENT. Damaged equipment or facilities that do not pose a danger or hazard should be discussed with THE DEPARTMENT. Lakeside HS must report any vandalism or theft to THE DEPARTMENT within 24 (twenty-four) hours or next business day.
9. With this agreement, Lakeside HS agrees to pay the charge of High School Swim League fee of \$580.00 to practice during the scheduled practice time. Payment must be received by November 15, 2023.
10. Practice Schedule is Wednesdays, 6:00 pm – 7:00 pm and Saturdays, 9:00 am – 10:30 am.
11. The team roster must be turned in before November 15, 2023. Roster must include Name, Last Name, DOB, home address and phone number, emergency contact name, address and contact number.
12. Divers will be expected to check in at the Aquatic Front desk each time they enter the facility.
13. Lakeside HS must provide a dive coach on the pool deck at all times that the students are using the diving board.
14. In order to participate on the Lakeside High School Dive Team and in its practices or meets, Lakeside HS divers will not be required to be members of Bishop Park Community Center. However, swimmers who are not members may not under any circumstances be in the aquatic facility without a high school coach or teacher present and supervising them. When practice ends, all non-members must leave before the coach or teacher leaves.
15. Lakeside HS agrees to provide a diving coach for each practice to make sure every Lakeside High School Dive Team member uses the facility for ONLY the practice hours provided by The Department. The Department is not responsible for any injuries or accidents at any time. Proof of insurance must be turned in with the roster.
16. Lakeside HS agrees to return this agreement signed by the appropriate persons and any and all additional requested material before November 15, 2023.
17. Additional conditions to be agreed upon not previously listed:
  - A. Lakeside HS will control all litter by picking up litter their program creates after each time the facility is used. The litter must be placed in the proper receptacle by Lakeside HS.
  - B. Lakeside HS will provide proper insurance for the programs they will be operating on city property. Proof of insurance must be attached to this program agreement before regular season starts. Lakeside HS understands that their program participants are in no way covered by insurance by THE CITY OR THE DEPARTMENT.
  - C. Lakeside HS will submit contact person(s) for after business hours' emergencies.
  - D. At the request of THE DEPARTMENT, Lakeside HS will remove all their equipment at the completion of this agreement period.
  - E. Lakeside HS will insure that their employees or participants do not attempt to operate equipment belonging to THE CITY OR THE DEPARTMENT.
18. THE DEPARTMENT agrees to the following specific conditions and assurances:

- A. The Aquatic Center area will be maintained on a regular schedule.
  - B. THE DEPARTMENT will be responsible Monday - Sunday for the pool chemicals.
  - C. THE DEPARTMENT will purchase and replace light bulbs. If extensive damage is caused by weather or vandalism, the replacement time for lights may be longer than usual.
  - D. THE DEPARTMENT will attempt to repair damage to facilities in a timely manner, according to repairs needed.
  - E. THE DEPARTMENT upon written request by the Lakeside HS will provide a liaison to the Lakeside HS meetings to assure the maintenance program is satisfactory.
  - F. Permanent improvements to facilities and fields will become property of THE CITY.
  - G. Non-permanent improvements will be retained by Lakeside HS.
19. This Agreement shall automatically be renewed for like terms for successive one (1) year periods until this Agreement is terminated by either party.
20. The party electing to terminate this Agreement shall do so by providing ninety (90) days written notice before the end of the term of this agreement, of that party's intent not to renew this agreement.
21. THE CITY or Lakeside HS may amend this agreement by the mutual assent of both parties.

THE CITY or Lakeside High School Dive Team may amend this agreement by the mutual assent of both parties. If this agreement is amended, it will be written, signed by both parties stated and attached to this original agreement.

IN WITNESS WHEREOF the parties hereto have caused this Agreement to be executed in their behalf on LHS; and supersede any and/or all previous agreements, contracts, or leases.

City of Bryant,  
A municipal Corporation,

\_\_\_\_\_, Mayor

Lakeside HS Authorized Agent,

\_\_\_\_\_.

Dated this \_\_\_\_ day of \_\_\_\_\_, 2023



SALT COUNTY  
LACROSSE



**Bryant Parks and Recreation Department  
2024 Program Agreement**

THIS AGREEMENT made and entered into on \_\_\_\_\_, 2023 by and between the CITY OF BRYANT PARKS AND RECREATION DEPARTMENT, doing business at 6401 Boone Road, Bryant, Arkansas (hereinafter called “THE CITY”), and Salt County Lacrosse, doing business at 6025 Lodestone Dr. Alexander, AR 72002 (hereinafter called “SCLAX”).

WITNESSETH

WHEREAS, THE CITY maintains property at Alcoa Park in Bryant, Arkansas; and

WHEREAS, the use of said property for the purpose of the Salt County Lacrosse program has been considered the best use of this property for recreational purposes and to better service the citizens of Bryant, Arkansas.

WHEREAS, THE CITY provides and maintains certain recreational facilities for programs and parks in Bryant, and

WHEREAS, Salt County Lacrosse provides program administration and operations of the lacrosse program in Bryant,

NOW, THEREFORE, in consideration of mutual covenants and promises set forth herein, the parties agree as follows:

THE CITY agrees to grant use of the Alcoa 40 Multipurpose Field between January 1, 2024 and May 31, 2024 as outlined here to SCLAX for the operation of Salt County Lacrosse Teams.

Named property will be used by SCLAX for practices on the dates and times listed on the schedules provided to THE DEPARTMENT.

The general conditions of this program agreement will be:

1. SCLAX will operate programs in accordance with nondiscrimination requirements of *Title VI* of the 1964 Civil Rights Act.
2. It is further agreed that program personnel must adhere to all provisions of the Americans with Disabilities Act (ADA) that apply to a particular program.
3. Program personnel and participants agree to abide by all Federal, State, and Local laws in addition to the policies of THE CITY pertaining to parks and facilities.
4. It is understood that THE CITY will not be liable for any injuries incurred by participants who are participating in activities on or in THE DEPARTMENT Facility. SCLAX shall indemnify and hold the City of Bryant, its departments and all of its employees harmless against losses, claims, causes of action and liabilities on account of damage to property or injury to or death of persons arising out of negligent acts by SCLAX, its agents, employees, or program participants.
5. It is agreed that the named facility, area, or property may not be assigned, subleased, rented, reserved or loaned to any other group, business, individual, or entity by SCLAX without prior approval by THE CITY.

6. No permanent alterations, changes, or modifications to change the intended use may be made to facilities by SCLAX, without first receiving written approval from THE CITY. SCLAX must submit a detailed request in writing to THE CITY'S Park Department (hereinafter, "THE DEPARTMENT").
7. SCLAX assumes full responsibility and liability for damage caused by participants of their programs. Any damage caused will be fixed by SCLAX. If the repair is neglected for a long period of time THE CITY will make the necessary repairs and bill SCLAX.
8. SCLAX must inspect facilities prior to each use. If damage is discovered to equipment or a facility that poses an immediate hazard or danger, SCLAX must immediately notify THE DEPARTMENT. Damaged equipment or facilities that do not pose a danger or hazard should be discussed with THE DEPARTMENT. SCLAX must report any vandalism or theft to THE DEPARTMENT within 24 (twenty-four) hours or next business day. SCLAX is permitted to keep their equipment, supplies, etc. in the storage room at the restrooms and pavilion as space allows. THE DEPARTMENT will not be responsible for any costs associated with any damage or theft to equipment being housed at a Bryant park.
9. SCLAX will control all litter by picking up litter their program creates after each time the facility is used. The litter must be placed in the proper receptacle by SCLAX.
10. SCLAX and THE DEPARTMENT will submit contact person(s) for after business hours' emergencies.
11. At the request of THE DEPARTMENT, SCLAX will remove all their equipment at the completion of this agreement period.
12. SCLAX will insure that their employees or participants do not attempt to operate equipment belonging to THE CITY or THE DEPARTMENT.
13. SCLAX agrees to pay THE DEPARTMENT \$1500 to cover the cost of field maintenance, labor, utilities, and other materials as needed. This amount is due by January 31<sup>st</sup>, 2024.
14. SCLAX will be responsible for lining and painting of game field.
15. THE DEPARTMENT agrees to the following specific conditions and assurances:
  - A. Alcoa 40 Park Multipurpose field will be maintained on a regular schedule. Maintenance includes mowing and weedeating on and around game field. SCLAX agrees to assist with mowing of game field when able.
  - B. THE DEPARTMENT will attempt to repair damage to facilities in a timely manner, according to repairs needed.
  - C. Permanent improvements to facilities and fields will become property of THE CITY.
  - D. Non-permanent improvements will be retained by SCLAX.

THE CITY or SCLAX may amend this agreement by the mutual assent of both parties. If this agreement is amended, it will be written, signed by both parties stated and attached to this original agreement.

IN WITNESS WHEREOF the parties hereto have caused this Agreement to be executed in their behalf on SCLAX; and supersede any and/or all previous agreements, contracts, or leases.

City of Bryant,  
A municipal Corporation,

\_\_\_\_\_, Mayor

Salt County Lacrosse Authorized Agent,

\_\_\_\_\_

ORDINANCE NO. 2023- \_\_\_\_

**AN ORDINANCE AUTHORIZING THE CITY OF BRYANT WATER DEPARTMENT TO AUTOMATICALLY ASSESS ANY PASS-THROUGH CHARGES RECEIVED BY THE DEPARTMENT FROM CENTRAL ARKANSAS WATER AND/OR OTHER AUTHORIZED WATER SUPPLIER(S) TO ITS CUSTOMERS:**

**WHEREAS**, the City of Bryant, Arkansas purchases its water from Central Arkansas Water;

**WHEREAS**, any increase in rates by Central Arkansas Water (“CAW”) or any other authorized water provider adversely affects City of Bryant Water Department’s ability to provide potable water service to its customers at existing charges, fees, and rates;

**WHEREAS**, increase in rates by CAW and/or any other authorized water provider shall be automatically passed through to the customers of the Bryant Water Department after review and approval of the City Council of Bryant. Any rate, fee, or charge adjustments received from Central Arkansas Water will be brought to the City Council of Bryant for review prior to adjustment of rates;

**WHEREAS**, customer rates adjusted for pass through increases will only be adjusted by the proportional amount necessary to provide sufficient income to cover the costs of the increase in charges, fees, and/or rates from CAW and/or any other authorized water provider.

**WHEREAS**, CAW has provided the City of Bryant with a proposed 10 year rate schedule that will take effect January 2024.

**NOW, THEREFORE, BE IT RESOLVED BY THE CITY COUNCIL OF BRYANT, ARKANSAS THAT:**

**Section 1: Rate, Charge, and Fee Increases**

**1. Volumetric Wholesale Rate Increase**

Updated Volumetric Rate

Central Arkansas Water	FY 2022	FY 2023	FY 2024	FY 2025	FY 2026	FY 2027	FY 2028	FY 2029	FY 2030	FY 2031	FY 2032
<b>Wholesale Rates</b>											
Bryant Water and Sewer	\$ 1.24	\$ 1.24	\$ 1.46	\$ 1.62	\$ 1.74	\$ 1.88	2.02	2.12	2.22	2.34	2.46

- a) Customer pass through increase to monthly minimum water usage charge:
  - January 1, 2024: \$.22
  - January 1, 2025: \$.16
  - January 1, 2026: \$.12
  - January 1, 2027: \$.14
  - January 1, 2028: \$.14
  - January 1, 2029: \$.10
  - January 1, 2030: \$.10
  - January 1, 2031: \$.12
  - January 1, 2032: \$.12

## 2. Infrastructure Per-Meter Monthly Charge

Central Arkansas Water	FY 2023	FY 2024	FY 2025	FY 2026	FY 2027	FY 2028	FY 2029	FY 2030	FY 2031	FY 2032
<b>Rate Schedule</b>										
5/8"	\$ -	\$ 0.50	\$ 0.75	\$ 1.00	\$ 1.50	\$ 2.50	\$ 3.50	\$ 3.75	\$ 4.00	\$ 4.25
3/4"	-	0.75	1.13	1.50	2.25	3.75	5.25	5.63	6.00	6.38
1"	-	1.25	1.88	2.50	3.75	6.25	8.75	9.38	10.00	10.63
1.5"	-	2.50	3.75	5.00	7.50	12.50	17.50	18.75	20.00	21.25
2"	-	4.00	6.00	8.00	12.00	20.00	28.00	30.00	32.00	34.00
3"	-	8.75	13.13	17.50	26.25	43.75	61.25	65.63	70.00	74.38
4"	-	15.75	23.63	31.50	47.25	78.75	110.25	118.13	126.00	133.88
6"	-	32.50	48.75	65.00	97.50	162.50	227.50	243.75	260.00	276.25
8"	-	70.00	105.00	140.00	210.00	350.00	490.00	525.00	560.00	595.00
10"	-	105.00	157.50	210.00	315.00	525.00	735.00	787.50	840.00	892.50
12"	-	132.50	198.75	265.00	397.50	662.50	927.50	993.75	1,060.00	1,126.25

- a) Customer pass through increase to monthly water bill in the form of “CAW Infrastructure Fee”:  
 Fee is based on meter size.

## 3. Watershed Protection Fee:

- a) All customers will be charged a pass-through monthly fee per meter, with the fee determined by meter size as follows:

<b>METER SIZE (diameter)</b>	<b>WATERSHED PROTECTION FEE</b>
5/8" and 3/4"	\$ .90
1"	\$1.35
1 1/2"	\$2.25
2"	\$4.50
3"	\$7.20
4"	\$13.50
6"	\$22.50
8"	\$45.00
10"	\$72.00

## Section 2: General Repealer

All laws, ordinances, resolutions, or parts of the same, which are inconsistent or in conflict with the provisions of this Ordinance, are hereby repealed to the extent of such inconsistency or conflict.

## Section 3: Severability

Should any title, section, paragraph, item, sentence, clause, or phrase of this Ordinance be declared or adjudged invalid or unlawful by a court of competent jurisdiction, such declaration or adjudication shall not affect the remaining portions of the Ordinance which shall remain in full force and effect as if the portion so declared or adjudged or unconstitutional was not originally part of the Ordinance.

PASSED AND APPROVED this \_\_\_\_\_ day of \_\_\_\_\_, 2023.

APPROVED:

ATTEST:

\_\_\_\_\_  
Rhonda Sanders, Mayor

\_\_\_\_\_  
Mark Smith, City Clerk



**QUOTATION**

Greg Asher  
City of Bryant Water/Sewer Dept.  
210 SW 3rd St  
Bryant AR 72022-3939

Kaeser Compressors, Inc.  
6935 Appling Farms Parkway, Suite 105  
Memphis, TN 38133  
Contact: Randy Johnson  
Tel: 877-882-8376  
Fax: 888-900-3955

Reference	Customer no.	Quotation no.	Date
6100720233	535483	86896513	09/28/2023

Dear Mr. Asher:

We are pleased to present the following proposal for your review. With Kaeser Compressors, you can be confident your organization will benefit from years of engineering expertise, premium products, and a nationwide service network. Our products reduce life cycle costs with years of reliable service, simple maintenance and high energy efficiency-making them the smart investment.

Kaeser will be providing our standard equipment and instrumentation. Kaeser's scope of supply is as shown on the quote. Items not quoted will not be provided. Kaeser must take blanket exception to any specifications provided with this RFQ.

Thank you for the opportunity to prove Kaeser Compressors offers the best product solutions for your needs, as well as the customer service you deserve.

Sincerely,

Randy Johnson  
Territory Manager

I hereby represent that: I am an authorized signatory for this company; agree to the terms of this order; and by signing below I authorize Kaeser to process an order in accordance with this quotation.

\_\_\_\_\_  
Printed Name

\_\_\_\_\_  
Title

\_\_\_\_\_  
Authorized Signature

\_\_\_\_\_  
Date

**Kaeser Compressors, Inc. P.O.Box 946 Fredericksburg, Virginia 22404 Phone (540) 898-5500  
Fax (540) 898-5520 www.kaeser.com**



# KAESER rotary blower package

## Type: FB 791 C Gauge pressure (Outdoor install.)

With fixed speed and user-supplied power switching and control unit

KAESER rotary blowers are used in a wide range of applications, such as the pneumatic conveying of bulk materials, sewage treatment (aeration and filter cleaning), liquid homogenization and forced air for combustion equipment.

### Technical data (pressure data in absolute values)

Conveying medium	Air
Nominal motor power	125.0 hp
Drive motor efficiency	96.2 %
Motor efficiency	IE4
Rated speed drive motor	1800 rpm
Motor protection	IP 55
Electrical connection	460V / 3 / 60Hz
Max. pressure differential	10.1 psi
Min./max. ambient temperature	23 °F / 104 °F

### Designed operating conditions

Inlet pressure	14.7 psia
Inlet temperature	95 °F
Relative humidity	80 %
Designed pressure differential	6.9 psi

Subject to alteration without notice!



**Technical specifications - Type: FB 791 C Gauge pressure (Outdoor install.)**

Flow rate <sup>2</sup>	2393 cfm
Flow rate relative to standard condition <sup>3</sup>	2195 scfm cfm
Motor power consumption at design pressure differential <sup>1</sup>	79.7 kW
Block shaft power	99.2 hp
Block speed at main frequency	3170 rpm
Block discharge temperature	197 °F
Type of cooling	Air- and media-cooled
Sound pressure level	79 dB(A)
Sound power level	97 dB(A)
Connection, nominal size	10"
Dimensions (W x D x H)	66.000 IN x 79.000 IN x 94.000 IN
Weight	5071 lb

**Technical specifications for model "with sound enclosure"**

Electrical power supply of the fan motor	115V / 1 / 60Hz
Rated capacity, fan motor	0.18 kW

Subject to alteration without notice!

<sup>1</sup>: Machine differential pressure, measured at inlet and discharge (transfer point to the process, e.g. compensator).

<sup>2</sup>: Performance data and mechanical tolerances, incl. mechanical, electrical and flow-related losses of all components in the overall system as per ISO 1217:2009 Annex C; the specified flow rate is the usable flow rate at the discharge port of the entire system, converted to the intake conditions at the air intake of the entire system.

<sup>3</sup>: Usable flow rate at the discharge port, based on standard physical conditions: 14.7 psi 32 °F, 0% rel. humidity (as per DIN 1343)

**Type: FB 791 C Gauge pressure (Outdoor install.)**

### **Version labels**

(The listed labels are keys that describe the product version in greater detail. See operating instructions for further information.):

· G1\_C13\_ B13\_H3\_H12\_

### **Project planning note:**

- HB 1300 and 1600 PI Series: For reasons of ease of transport and delivery, the sound enclosure (option) is shipped in segments for this series. Please note that the sound enclosure must be assembled onsite.
- It is the user's responsibility to integrate the thermistors for monitoring the motor winding temperature into the control system to ensure shut-down in the event of a fault.
- The electric connections for sound enclosure ventilators are installed separately by the user. We recommend allowing the fans to run after blower shutdown to prevent heat build-up.
- **Blower packages (complete machinery, only when the option "CE declaration" is selected)** with CE marking, EU Declaration of Conformity and user-side power electronics are deemed completed machinery within the meaning of the Machinery Directive if components that are not delivered with the machinery and are needed to operate it are integrated in accordance with the specifications defined by KAESER KOMPRESSOREN SE in the user manual.
- **Blower packages (incomplete machinery)** without power switching modules are deemed incomplete machinery not ready for operation. A declaration of incorporation as per Annex VII B of the Machinery Directive must be provided in this case (contained in the KAESER scope of delivery). CE marking and declaration of conformity are permitted only after completion of the machinery for operational readiness (at the user's site).
- CE conformity and marking for electromagnetic compatibility are already in place.



Type: FB 791 C (Gauge pressure)

## Decisive product advantages

### of Kaeser rotary blowers

#### **Efficient and durable KAESER OMEGA blower block**

The precision-machined OMEGA PROFILE rotors developed by KAESER guarantee outstanding energy efficiency while minimizing pulsations. High-precision 5f 21-rated spur-ground timing gears have minimal flank clearance and play a major role in contributing to the block's outstanding volumetric efficiency. The spur-toothed design prevents axial bearing loads resulting in significantly longer bearing service life.

#### **Generously sized bearings**

Heavy-duty cylinder roller bearings completely absorb the continuously changing radial gas-forces that are exerted on the rotors. As a result, they avoid the springing effect of self-aligning bearings and last up to ten times longer with the same loading.

#### **Effective pulsation dampening**

Efficient adsorption silencers with broad frequency range at the intake and pressure side to prevent process air pulsations; strong dampening of fluid noise within the pipelines and, therefore, significantly less noise emissions from the process air conduits, in variable speed operation in particular.

#### **Cool inlet air**

When equipped with a sound enclosure, process air and cooling air for the motor are drawn in separately from outside the enclosure. This boosts efficiency and leads to a higher usable air mass flow rate for the same power consumption. The blowers can operate to full specifications at ambient temperatures up to 113 °F.



Type: FB 791 C (Gauge pressure)

## Transparent costs

### Guaranteed performance specifications as per ISO 1217 Annex C/E

To ensure that planned savings are actually achieved under real operation conditions, KAESER specifies the motor power consumption during direct operation at the power supply of the machine, as well as its usable flow rate as per ISO 1217, Annex C.

For flow rates of 529 cfm or more, for example, the following deviations are considered within accepted tolerances for the specified performance data:

- Flow rate +/- 4 %
- Specific capacity (output per flow-rate unit) +/- 5 %

In effect, this means there is a tolerance of +/- 2.5 % for the flow rate and of +/- 2.5 % for the output.

As reported by KAESER, the specified block shaft power, also referred to as the 'coupling power', contains all thermodynamic and fluidic losses of the air-conveying components, e.g. intake filters, silencers, check valves, etc.

The value 'motor power consumption during direct operation at the power supply' contains all mechanical losses, e.g. related to power transmission; electrical losses of the drive motor and all other devices, such as fans, controller, and in the case of a frequency converter, the losses caused in the converter and motor due to voltage conversion.

For pressure blowers, the indicated volume flow is the usable volume flow at the discharge port, converted to the machine's inlet conditions. The blower takes in the cool air at maximum air compression, with no pre-heating, from outside the sound enclosure.

For vacuum blowers, the indicated volume flow is the usable volume flow at the inlet port.



# PRICE SUMMARY

Item	Description	Material	QTY UM	Unit price USD	Total USD
20	<b>Rotary Blower</b> <b>FB 791C 125 HP 3170 RPM</b>	FBC.2	1.000 PC	54,246.67	54,246.67
	Country of installation	USA			
	Model	FB 791 C			
	Electrical connection	460V / 3 / 60Hz			
	Operating mode	Gauge pressure			
	Inlet from	Inlet from room			
	Rated power	125.0 hp			
	Rated block speed	3.170 rpm			
	Control cabinet version	no			
	Max.press.differential	10.1 psi			
	Sound enclosure	Outdoor install.			
	fan voltage	115V / 1 / 60Hz			
	Check plate	yes			
	Temperature gauge	with switching function			
	Sealing, outside	Sliding ring			
30	<b>Temperature relay PTC</b> <b>115V AC</b>	7.2710.2	1.000 PC	265.50	265.50
<b>TOTAL PRICE</b>					<b>54,512.17</b>

**Terms of payment**

Within 30 days

Payment terms are subject to credit approval.

**Delivery(Incoterms@2020)**

FCA US Shipping Point

If prepay and add shipping is requested the freight charges will be added to the invoice.

**Quotation valid until:**

11/28/2023

**Delivery time**

29-31 weeks from order confirmation.

Delivery time is subject to change without notice, please check the availability with your Territory Manager when placing an order.

**Contractual basis**
**Terms and conditions:**

Kaeser quotations are offered with Kaeser's standard Terms and Conditions of Sale and Use and Terms and



Conditions of Service. All additional or different terms and conditions must be agreed to by written contract with Kaeser corporate office, Fredericksburg, Virginia. Any modifications made by the recipient to the information provided on this Quote will not be honored. Kaeser's Terms and Conditions are available at [www.us.kaeser.com/terms](http://www.us.kaeser.com/terms) and upon written request.

*Energy*  
**saving**  
*preserves the environment and resources*





**RESOLUTION NO. 2023-\_\_\_\_**

**A RESOLUTION IMPLEMENTING A HIRING FREEZE FOR THE CITY OF BRYANT,  
AR**

**WHEREAS**, the City Council of Bryant, AR believes it is in the best interest of the City to implement a hiring freeze; and

**WHEREAS**, all vacant positions except for those dealing with public safety shall be immediately frozen;

**NOW, THEREFORE, BE IT RESOLVED** by the City Council of the City of Bryant, Arkansas:

THAT an employment hiring freeze is hereby implemented for all City departments, regardless of the funding source for any vacant position(s) and shall remain in full force and effect until January 1, 2025 or until a vote of Council approves to remove the hiring freeze, whichever occurs first.

THAT an exemption to this hiring freeze shall be for positions dealing with public safety.

THAT should a position become vacant in the departments of police, fire, animal control or public works, these positions may be filled with approval by the Mayor.

THAT departments seeking an exemption from the hiring freeze for critical positions will need an internal review and justification and go before the City Council for approval.

**PASSED AND APPROVED** this \_\_\_\_\_ day of November, 2023.

**APPROVED:**

\_\_\_\_\_  
Rhonda Sanders, Mayor

ATTEST:

\_\_\_\_\_  
Mark Smith, City Clerk