



Bryant City Council

Boswell Municipal Complex - City Hall Court Room

210 SW 3rd Street

YouTube: <https://www.youtube.com/c/bryantarkansas>

Date: January 31, 2023 - **Time:** 6:30 PM

Invocation

Pledge of Allegiance

Call to Order

Approval of Minutes

1. Unapproved Minutes from Special Council Meeting - January 1, 2023

- [Bryant City Council SPECIAL City Council Meeting Jan 1](#)
- [23.docx.pdf](#)

2. Unapproved Minutes from Regular Council Meeting - December 14, 2022

- [UNAPPROVED City Council Minutes December 14](#)
- [2022.docx.pdf](#)

Presentations and Announcements

3. 212 Day Proclamation

Proclamation declaring February 12, 2023 as "Bryant Hornet Day."

- [212 Day Proclamation 2023.pdf](#)

4. Appointment of Council Liaisons & Committee Members

Jack Moseley appointed as Water/Wastewater Committee Liaison

Jordan O'Roark appointed as Parks Committee Liaison

Jon Martin appointed as Planning Commission Liaison

Ashley O'Roark appointed as Parks Committee Member

Director's Report

Public Comments

Old Business

New Business

Finance

5. Financial Report - Ending December 31, 2022

Presentation and approval of the 2022 December Year to Date City Financial Report, attachment pending.

- [01.26.23 Dec Ending Financial Report.pdf](#)

6. Budget Adjustments - For period ending December 31, 2022

Resolution providing for the Adoption of an Amended City Budget for the twelve month period beginning January 1, 2022 and ending December 31, 2022, attachment pending.

- [01.26.23 Dec Ending Budget Adjustments for 2022 Correct.pdf](#)

7. Encumbrances and Budget Adjustments - For period ending December 31, 2023

Resolution providing for the Adoption of an Amended City Budget for the twelve month period beginning January 1, 2023 and ending December 31, 2023, attachment pending.

- [01.26.23 January 2023 Budget Adjustments with Encumbrances.pdf](#)

Community Development

8. Ordinance - Updated Sign Code - An Ordinance Amending Ordinance NO. 2012-29 Bryant Sign Code.

Requested Update of the Bryant Sign Code. Sign Code comes recommended by Bryant Planning Commission.

Highlighted Sign Code demonstrates changes from the existing Code.

- [Ordinance - Bryant Sign Code Update 2023.pdf](#)
- [Highlighted Final Draft COB Sign Code 1_23_2023.docx.pdf](#)

9. Updated Electrical Permit and Inspection Rate Changes Due to Increased Costs - An Ordinance Amending Ordinance NO. 2019-26 Commercial and Residential Electrical Permit Fees.

Private Electrical Inspector is increasing his inspection price. The proposed rates reflect those changes.

- [Ordinance - Eletrical Permit Update.pdf](#)

Parks and Recreation

10. Wave of Competitive Bidding with Emergency Clause

- [Ordinance to waive competitive bidding for Concessionaire for Parks \(1\).pdf](#)
- [concessions contract 2023.pdf](#)

Council Comments

Mayor Comments

Adjournments

Bryant City Council SPECIAL City Council Meeting

January 1, 2023 - 2:00 PM

Boswell Municipal Complex - City Hall Court Room

210 SW 3rd Street Bryant, Arkansas

YouTube: <https://www.youtube.com/c/bryantarkansas>

UNAPPROVED MINUTES

Prior to the Council Meeting, a prayer was given by Council Member Roedel who also led the Pledge of Allegiance to the Flag.

Call to Order - Mayor Scott at 2:10 pm

Roll Call – Council Members Present: Jason Brown, Star Henson, Jon Martin, Lisa Meyer, Jack Moseley, Jordan O’Roark, Wade Permenter, and Rob Roedel. City Clerk Mark Smith was also present. Quorum Present.

Clerk Note: Prior to the meeting, all the elected City Officials were sworn in by Judge Casady.

City Government

- 1. Resolution Setting Bryant City Council Meeting Dates and Times for 2023** [YT 2:40]

Motion to Approve by Council Member Roedel, second by Council Member Henson.

Voice Vote. Motion Passed 8-0.

RESOLUTION 2023-1

Council Comments

[YT 3:20]

Council Member Roedel and Martin said they look forward to serving with everybody.

Mayor Comments

[YT 3:40]

The Mayor said he appreciated the Council Member’s service and he looks forward to working with each Council Member.

Coffee with the Mayor will be in the City Hall Court Room Saturday, January 7 at 9:00 AM.

Adjournment

Motion to Adjourn by Council Member Meyer, second by Council Member Henson.

Adjourned time: 2:15 PM.

Bryant City Council REGULAR City Council Meeting

December 13, 2022 - 6:30 PM

Boswell Municipal Complex - City Hall Court Room

210 SW 3rd Street Bryant, Arkansas

YouTube: <https://www.youtube.com/c/bryantarkansas>

UNAPPROVED MINUTES

Prior to the Council Meeting, a prayer was given by Council Member Butch Higginbotham who also led the Pledge of Allegiance to the Flag.

Call to Order - Mayor Scott at 6:31 pm

Roll Call – Council Members Present: RJ Hawk, Star Henson, Butch Higginbotham, Jack Moseley, and Rhonda Sanders. City Clerk Mark Smith was also present. Quorum Present.

APPROVAL OF MINUTES

1. **Approval of the November 15, 2022 Regular Council Meeting Minutes** [YT 2:45]
Motion to approve by Council Member Higginbotham, Second by Council Member Hawk.
Voice Vote. Motion Passed 5-3.

PRESENTATIONS AND ANNOUNCEMENTS

[YT 3:30]

Parks, Heritage and Tourism Grant – Amanda Fleming, Grant Coordinator
Ms. Fleming announced that awarding of a grant of \$166,437.80 from the Department of Parks, Heritage and Tourism's Outdoor Recreation Grants Advisory Committee to the City of Bryant to assist in the construction of inclusive play equipment and a rain garden at Mills Park. Parks Director, Chris Treat said he was very grateful for Ms. Fleming managing this project in the early months of her employment.

NEW BUSINESS

Motion to Suspend the Rules and Add an Item to the Agenda by Council Member Higginbotham, Second by Council Member Hawk. [YT 6:35]
Voice Vote. Motion Passed 5-3.
Clerk Note: This item is number 6A in these Minutes.

Finance – presented by Joy Black, Director of Finance

2. **November Finance Report** [YT 8:05]
Approval of the regular monthly financial report, period ending November 30, 2022.
See attachments.
Clerk Note: The Recap Memo to the Department Heads that Director Black quoted from is included with the Meeting File in the Clerk's Office.
Motion to approve by Council Member Hawk, Second by Council Member Henson.
Voice Vote. Motion Passed 5-3.

3. Budget Adjustments

[YT 13:20]

Resolution to amend the 2022 City Budget. See attachment.
Motion to approve by Council Member Hawk, Second by Council Henson.
Voice Vote. Motion Passed 5-3.

RESOLUTION 2022-35

4. 2023 Proposed Budget Book

[YT 14:00]

Resolution to accept the City Budget for 2023. See attachment.
Motion to approve by Council Member Higginbotham, Second by Council Sanders.
Voice Vote. Motion Passed 5-3.

RESOLUTION 2022-36

Community Development – presented by Truett Smith, City Planner & Community Development Dir

5. Resolution for Property Clean Up – 840-05044-000/Public Hearing

[YT 16:00]

Resolution approving expenses associated with property clean up under Ordinance No. 2012-30. See attachment.
The required Public Hearing Opened at 6:45 PM.
There were no public comments.
Public Hearing Closed at 6:46 PM.
Motion to approve by Council Member Hawk, Second by Council Henson.
Voice Vote. Motion Passed 5-3.

RESOLUTION 2022-37

6. Contingent on Planning Commission Recommendation – Update to Bryant Sign Code

An Ordinance Amending the Sign Code Ordinance 2012-29 of the City of Bryant. [YT 18:30]
Brief Discussion.
This item was tabled.

6A. Ordinance to Amend the Comprehensive Zoning Ordinance

[YT 21:30]

An Ordinance amending the Comprehensive Zoning Ordinance of the City of Bryant to Rezone Certain Property from R-E to R-2 at 2008 Johnswood. See attachments.
Director Smith explained that this property was zoned R-E years ago and does not provide enough width to build a house. The Ordinance comes recommended by the Planning Commission.
Motion to suspend the rules and read 1st, 2nd, and 3rd reading by title only by Council Member Higginbotham, Second by Council Member Sanders.
Voice vote. Motion Passed 5-3.
Ordinance title read by Mayor Scott.
Motion to adopt by Council Member Higginbotham, Second by Council Member Hawk.
Roll Call Vote. YES: Hawk, Henson, Higginbotham, Moseley, Sanders. ABSENT: Meyer, Permenter, Roedel. Motion Passed 5-3.

ORDINANCE 2022-33

Engineering/Construction – presented by Ted Taylor, City Engineer

7. Ordinance to Waive Competitive Bidding – Cambridge Place Drainage Improvements

See attachments.

[YT 25:00]

Engineer Taylor explained that the storm water collection system in this area is vastly undersized which results in flooding. The new development has planned for a large retention basin which along with the proposed infrastructure upgrade will greatly reduce flooding. This is phase one. See attachments.

Discussion followed.

Motion to suspend the rules and read 1st, 2nd, and 3rd reading by title only by Council Member Hawk, Second by Council Member Higginbotham.

Voice vote. Motion Passed 5-3.

Ordinance title read by Mayor Scott.

Motion to adopt by Council Member Higginbotham, Second by Council Member Henson. Roll Call Vote. YES: Hawk, Henson, Higginbotham, Moseley, Sanders. ABSENT: Meyer, Permenter, Roedel. Motion Passed 5-3.

Motion to approve Emergency Clause by Council Member Moseley, Second by Council Member Sanders.

Roll Call Vote. YES: Hawk, Henson, Higginbotham, Moseley, Sanders. ABSENT: Meyer, Permenter, Roedel. Motion Passed 5-3.

ORDINANCE 2022-34

Parks and Recreation – presented by Chris Treat, Director of Parks

8. Boys and Girls Club Ordinance Authorizing a Contract for Additional Services

See attached.

[YT 31:10]

Director Treat thanked Susanne Passmore, CEO of the Bryant Boys and Girls Club, and her team for all their efforts.

Motion to suspend the rules and read 1st, 2nd, and 3rd reading by title only by Council Member Hawk, Second by Council Member Sanders.

Voice vote. Motion Passed 5-3.

Ordinance title read by Mayor Scott.

Motion to adopt by Council Member Higginbotham, Second by Council Member Henson.

Roll Call Vote. YES: Hawk, Henson, Higginbotham, Moseley, Sanders. ABSENT: Meyer, Permenter, Roedel. Motion Passed 5-3.

Motion to approve Emergency Clause by Council Member Higginbotham, Second by Council Member Henson.

Roll Call Vote. YES: Hawk, Henson, Higginbotham, Moseley, Sanders. ABSENT: Meyer, Permenter, Roedel. Motion Passed 5-3.

ORDINANCE 2022-35

9. Boys and Girls Club Ordinance Authorizing the Mayor to Execute a Program Agreement

See attached.

[YT 33:50]

Motion to approve by Council Member Sanders, Second by Council Member Henson.

Voice Vote. Motion Passed 5-3.

RESOLUTION 2022-38

10. Bryant Historical Society Agreement with Bryant Parks and Recreation Department

Director Treat explained that Parks will serve as the point of contact for the Bryant Historical Society as they begin the new Historical Museum located in the old Fire Station next to City Hall. See attached.

Short Discussion.

Motion to approve by Council Member Higginbotham, Second by Council Member Sanders.

11. Senior Activity Center Contract and Resolution

See attached.

[YT 37:15]

Director Treat spoke of how important these programs are to Bryant seniors.

Motion to approve by Council Member Hawk, Second by Council Member Sanders.

Council Member Higginbotham recused from voting. Mayor Scott voted yes.

Voice Vote. Motion Passed 5-3.

RESOLUTION 2022-39

12. Senior Center Ordinance

See attached Agreement and Ordinance

[YT 39:00]

Motion to Amend the Contract by Council Member Higginbotham to remove the words "Aquatic Center" and leaving the words "Bishop Park" on page two. Second by Council Member Hawk.

Council Member Higginbotham recused from voting. Mayor Scott voted yes.

Voice Vote. Amendment Adopted 5-3.

Motion to approve by Council Member Hawk, Second by Council Member Sanders.

Council Member Higginbotham recused from voting. Mayor Scott voted yes.

Voice Vote. Motion Passed 5-3.

Motion to suspend the rules and read 1st, 2nd, and 3rd reading by title only by Council Member Hawk, Second by Council Member Moseley.

Council Member Higginbotham recused from voting. Mayor Scott voted yes.

Voice vote. Motion Passed 5-3.

Ordinance title read by Mayor Scott.

Motion to adopt by Council Member Sanders, Second by Council Member Henson.

Roll Call Vote. YES: Hawk, Henson, Moseley, Sanders. The Mayor voted YES. Council Member Higginbotham recused. ABSENT: Meyer, Permenter, Roedel. Motion Passed 5-3.

Motion to approve Emergency Clause by Council Member Henson, Second by Council Member Hawk.

Roll Call Vote. YES: Hawk, Henson, Moseley, Sanders. The Mayor voted YES. Council Member Higginbotham recused. ABSENT: Meyer, Permenter, Roedel. Motion Passed 5-3.

ORDINANCE 2022-36

13. Naming of Courts at Mills Park

[YT 42:05]

Resolution to Name Tennis Courts at Wilbur D. Mills Park the Joyce Boswell Courts.

Director Treat said the City wants to honor Mrs. Boswell for her years of service by naming the Courts at Mills Park after her.

Motion to Approve by Council Member Higginbotham, Second by Council Member Hawk.

Voice Vote. Motion Passed 5-3.

RESOLUTION 2022-40

Council Comments

[YT 43:00]

Council Member Sanders asked for better for lighting for Bishop Park and to have the signs on Interstate 30 repaired.

Council Member Hawk said that his four years on the Council have been special and he thanked the other Council Members and said his service has been an honor.

Council Member Higginbotham said he was grateful, he has enjoyed the friendships and he will be asking for the reinstatement of the A&P Tax.

Council Member Jack Moseley said he would like to spear-head the A&P Tax reinstatement.

Mayor Comments

[YT 51:55]

Coffee with the Mayor will be on January 11, 2023 at a place to be announced.
Commonwealth Drive at Highway 5 will be closed by ARDOT for a few days for improvements.
Swearing-In for current and new Council Members will be January 1, 2023 at 2 PM in the City Hall Courtroom.

Adjournment

Motion to Adjourn by Council Member Higginbotham, second by Council Member Hawk.

Adjourned time: 7:24 PM.

THE CITY OF BRYANT, ARKANSAS



CITATION AND PROCLAMATION TO THE CITIZENS OF BRYANT, ARKANSAS

WHEREAS, the 2022 Bryant High School Hornets football team claimed the Class 7A state championship trophy for the fifth year in a row after the Bryant Hornets defeated the Bentonville Tigers 36 to 7 at War Memorial Stadium in Little Rock, Arkansas; and

WHEREAS, though the Bryant football program has been in existence since 1949 when the team was coached by Leonard Rollins, the 2022 team led the program to the school's fifth state championship and a ranking among the top 50 high school football teams in the country by MaxPreps; and

WHEREAS, the Bryant Hornets had one of the best seasons in not only Bryant but Arkansas history, posting a 12-0 record while winning many games with a running clock and setting a school record of 53 consecutive wins over in-state opponents.

WHEREAS, the team was well-led by head coach Buck James supported by an excellent team of assistant coaches, coordinators, athletic trainers, and other staff members; and

WHEREAS, Coach Buck James has created 212 culture of winning that transcends not just football but every sport and extracurricular activity in the district, including Archery, Basketball, Volleyball, Soccer, Tennis, Track and Field, Cross Country, Wrestling, Golf, Quiz Bowl, and Robotics from the elementary schools through the high school;

WHEREAS, Bryant Athletic Director Mike Lee and his staff also provided exceptional leadership in the operation of the athletic department to support the success of all of the teams,

NOW, THEREFORE, I, Allen Scott, Mayor of Bryant, AR would like to acknowledge the accomplishments of these hard-working coaches, staff, and players and congratulate the Bryant High School Hornets football team on winning its back to back 5th State Football Championship on behalf of the city, it's residents and fans around the state. And declare February 12, 2023, as "Bryant Hornet Day".



Financial Statements
December 2022



General - Executive Summary Revenue & Expenditures

December 2022

	Annual Budget	YTD Budget	January	February	March	April	May	June	July	August	September	October	November	December	Actual YTD Total	Favorable (Unfavorable) Variance	Annual Budget Remaining
Revenues:																	
General	17,197,585	17,197,585	1,332,368	1,266,447	1,428,868	1,441,465	1,724,896	1,508,984	1,460,435	1,305,953	2,196,532	1,390,142	1,476,819	1,675,005	18,207,913	1,010,328	(1,010,328)
Administration	6,987,736	6,987,736	597,236	540,525	551,446	569,079	760,616	546,574	596,543	546,022	555,086	574,175	710,868	638,550	7,188,722	200,986	(200,986)
Community Development	590,000	590,000	71,128	49,843	40,981	41,131	42,406	49,222	84,026	49,182	16,817	47,926	37,636	34,119	564,417	(25,583)	25,583
Animal Control	629,334	629,334	51,599	51,421	51,251	51,940	53,969	53,871	51,457	52,982	53,840	52,972	53,775	53,096	631,871	2,537	(2,537)
Court	743,420	743,420	27,852	47,909	102,573	109,317	45,344	52,659	111,738	38,059	46,354	34,558	46,749	30,751	693,864	(49,556)	49,556
Parks	2,374,621	2,374,621	151,482	140,980	174,038	224,479	210,839	238,741	178,766	171,132	151,178	218,967	176,741	350,491	2,388,834	14,213	(14,213)
Fire	3,785,410	3,785,410	309,288	309,903	311,217	314,236	334,597	338,917	314,122	311,606	308,755	315,483	320,528	317,223	3,805,876	20,466	(20,466)
Police	2,087,064	2,087,064	123,782	125,865	197,362	131,292	277,126	225,988	123,782	137,269	1,064,503	146,061	130,523	250,776	2,934,329	847,265	(847,265)
Total Revenues	17,197,585	17,197,585	1,332,368	1,266,447	1,428,868	1,441,465	1,724,896	1,508,984	1,460,435	1,305,953	2,196,532	1,390,142	1,476,819	1,675,005	18,207,913	1,010,328	(1,010,328)
Expenditures:																	
General	19,952,433	19,952,433	1,644,663	1,232,238	1,319,114	1,744,789	1,322,962	1,331,852	1,565,623	1,712,981	2,148,964	1,587,687	1,326,065	1,488,949	18,425,888	1,526,545	1,526,545
Administration	1,561,316	1,561,316	69,286	109,732	81,308	127,464	63,330	58,735	109,045	144,992	198,700	376,966	(86,676)	119,177	1,372,059	189,256	189,256
Community Development	746,073	746,073	67,412	45,956	40,531	62,178	44,457	43,643	52,295	53,718	69,378	55,172	53,613	56,655	645,009	101,064	101,064
Animal Control	862,396	862,396	40,580	45,631	47,392	70,929	53,884	50,957	52,574	53,706	57,755	94,742	63,861	61,662	693,684	168,712	168,712
Court	509,826	509,826	38,699	36,078	37,008	53,123	38,013	41,074	34,910	34,584	84,894	36,596	39,966	42,637	517,583	(7,756)	(7,756)
Parks	3,594,763	3,594,763	191,841	205,223	284,744	265,922	321,966	327,421	526,244	327,892	258,775	282,761	315,855	408,498	3,717,143	(122,380)	(122,380)
Fire	4,928,897	4,928,897	408,151	345,945	334,657	495,636	344,191	345,733	309,480	304,665	467,324	220,827	380,305	399,735	4,356,649	572,248	572,248
Police	7,749,163	7,749,163	828,693	443,673	493,473	669,538	457,110	464,290	481,075	793,423	1,012,139	520,622	559,140	400,585	7,123,761	625,402	625,402
Total Expenditures	19,952,433	19,952,433	1,644,663	1,232,238	1,319,114	1,744,789	1,322,962	1,331,852	1,565,623	1,712,981	2,148,964	1,587,687	1,326,065	1,488,949	18,425,888	1,526,545	1,526,545
Excess (Deficit) of Revenues over Expenditures	(2,754,848)	(2,754,848)	(312,295)	34,209	109,754	(303,324)	401,934	177,131	(105,188)	(407,029)	47,568	(197,545)	150,755	186,056	(217,975)		

Street - Executive Summary Revenue & Expenditures

	Annual Budget	YTD Budget	January	February	March	April	May	June	July	August	September	October	November	December	Actual YTD Total	Favorable (Unfavorable) Variance	Annual Budget Remaining
Revenues:																	
Street	4,441,143	4,441,143	335,709	387,722	283,685	325,526	476,970	606,300	173,193	321,899	317,088	350,602	445,154	341,558	4,365,407	(75,736)	75,736
Total Revenues	4,441,143	4,441,143	335,709	387,722	283,685	325,526	476,970	606,300	173,193	321,899	317,088	350,602	445,154	341,558	4,365,407	(75,736)	75,736
Expenditures:																	
Street	6,729,965	6,729,965	352,954	341,029	307,124	317,437	371,691	522,598	246,814	223,834	264,216	558,703	400,062	809,866	4,716,328	2,013,637	2,013,637
Total Expenditures	6,729,965	6,729,965	352,954	341,029	307,124	317,437	371,691	522,598	246,814	223,834	264,216	558,703	400,062	809,866	4,716,328	2,013,637	2,013,637
Excess (Deficit) of Revenues over Expenditures	(2,288,822)	(2,288,822)	(17,245)	46,693	(23,439)	8,090	105,279	83,702	(73,621)	98,065	52,872	(208,102)	45,092	(468,308)	(350,920)		



Water/Wastewater - Executive Summary Revenue & Expenditures

December 2022

	Annual Budget	YTD Budget	December 2022												Actual YTD Total	YTD Favorable (Unfavorable) Variance	Annual Budget Remaining
			January	February	March	April	May	June	July	August	September	October	November	December			
Revenues:																	
R50 Sales of Services	11,015,035	10,097,115	717,704	789,375	799,565	745,937	842,063	826,177	894,396	854,540	1,113,912	904,512	(43,973)	792,012	9,236,222	(860,894)	1,778,813
R60 Misc Rev	94,700	86,808	17,039	3,200	20,911	5,948	49,284	7,700	10,257	199,303	3,625	3,165,862	(61,506)	(61,506)	3,426,862	3,340,073	(3,332,182)
R62 Intergovernmental	9,249,000	8,478,250	949,544	1,116,956	527,677	969,150	952,388	955,874	958,853	959,398	538,682	90,207	51,502	214,978	8,283,211	(195,039)	965,789
20 Interest Rev/Reimb	150,000	137,500	16	13	27	60	103	203	150,411	631	875	0	2,230	2,071	156,639	19,139	(6,639)
Total Revenues	20,508,735	18,799,674	1,684,302	1,909,544	1,348,179	1,720,406	1,800,501	1,831,539	2,009,360	1,824,827	1,852,773	998,344	3,175,621	947,556	21,102,953	2,303,279	(594,219)
Expenditures:																	
E01 Personnel Cost	2,943,070	2,697,814	197,690	158,305	157,870	244,360	183,860	185,339	188,036	202,479	263,714	173,506	231,097	208,506	2,394,762	303,052	548,308
E10 Building & Ground Exp	761,009	697,592	46,864	62,511	51,668	57,533	45,231	63,239	62,760	45,350	42,277	64,947	208,106	74,689	825,176	(127,564)	(64,166)
E20 Vehicle Expense	286,265	262,410	24,255	13,020	15,666	30,980	16,877	22,959	14,956	16,784	24,837	26,536	53,293	32,571	292,734	(30,324)	(6,469)
E30 Supply Expense	2,367,383	2,353,434	144,733	149,426	150,424	134,491	158,822	174,659	168,471	189,741	230,442	176,211	174,511	285,274	2,135,211	218,223	432,171
E40 Operations Expense	725,516	665,056	43,694	34,746	40,822	29,620	44,733	40,812	43,390	75,869	53,955	24,710	83,536	53,251	569,138	95,918	156,378
E55 Professional Services	197,906	181,414	350	6,658	32,113	10,406	10,388	10,934	383	17,079	49,972	58,708	(28,373)	52,663	221,279	(39,865)	(23,373)
E60 Miscellaneous	259,645	238,008	8,967	20,605	11,832	13,815	8,591	54,086	18,666	10,258	13,593	167,964	(165,301)	(55,826)	87,250	150,758	172,395
E62 Intergovernmental	8,749,000	8,019,917	898,034	1,065,447	476,188	917,641	900,878	954,923	905,343	907,889	485,822	57,833	122,628	688,668	8,381,273	(361,366)	367,727
E72 Bond Expense	118,000	108,167	9,138	9,138	9,138	9,138	8,830	8,830	8,830	8,830	8,830	8,663	8,684	8,518	106,567	1,599	11,433
E80 Fixed Assets	6,797,806	6,231,322	13,462	43,084	54,413	61,206	292,458	298,050	196,028	78,342	118,261	77,290	305,737	881,388	2,419,719	3,811,603	4,378,087
E85 Interest Expense	407,473	373,517	15,030	15,030	15,030	15,030	14,799	14,799	14,799	14,799	14,799	14,799	14,565	16,701	180,177	193,339	227,296
Total Expenditures	23,813,073	21,828,650	1,402,219	1,577,971	1,015,144	1,524,221	1,685,470	1,828,628	1,619,662	1,567,419	1,306,502	851,166	988,484	2,246,402	17,613,286	4,215,364	6,199,787
Excess (Deficit) of Revenues over Expenditures	(3,304,338)	(3,028,976)	282,084	331,574	333,035	196,186	115,031	2,911	389,698	257,409	546,271	147,178	2,187,138	(1,298,846)	3,489,667		
Rev over Exp w/out Fixed Assets %	3,493,468	3,202,346	295,546	374,658	387,448	257,392	407,489	300,951	585,726	335,750	664,532	224,468	2,492,874	(417,468)	5,909,386	28%	
ACA 14-403-506 (2019)																	
Bond Liabilities			51,510	51,510	51,510	51,510	51,510	952	51,510	51,510	52,860	32,374	(71,126)	(473,689)	(98,062)		
Enterprise Water/WW 510-090-2902 last year																	
2011 500-0900-2906/2906	DeGray	110,749															
2012 510-0000-2906/2909 - WW	Water	4,494,889	26,936	26,936	26,936	26,936	27,171	27,171	27,171	27,171	27,171	27,171	27,289	27,289	4,169,540		
2017 510-0000-0000-2905/29 Water/WW	WW	6,071,222	34,825	34,825	34,825	34,825	35,129	35,129	35,129	35,129	35,129	35,129	35,281	35,281	5,650,585		
	Water/WW	3,395,000	42,917	42,917	42,917	42,917	42,917	42,917	42,917	42,917	42,917	42,917	42,917	42,917	2,879,998		
Added to or taken out of Savings in Total, Utilities			177,406	226,896	228,357	91,508	9,814	(102,306)	284,480	152,192	441,054	41,961	2,081,651	(1,404,333)	2,228,679		
Governmental			30,000	30,000	30,000	30,000	30,000	30,000	30,000	30,000	30,000	30,000	30,000	30,000	8,590,000		
2016 185/186/003	Franchise/Street	8,950,000													30,000		
2016 187/114 estimate	Street - open	21,295,000	58,333	58,333	58,333	58,333	58,333	58,333	58,333	58,333	58,333	58,333	58,333	58,333	20,595,004		
		44,316,860													41,995,877		

* Starting in January of 2021 all Enterprise related funds 500-606 were added to this page previously it had shown only funds 500/510

City Sales & Use Tax (Three Cent Sales Tax)

	January	February	March	April	May	June	July	August	September	October	November	December	YTD Total
2011	838,829	1,036,222	750,597	789,903	882,126	852,639	876,781	882,602	874,371	888,881	884,298	846,277	10,403,526
2012	861,185	1,067,401	805,450	893,549	1,029,730	927,500	967,355	970,081	881,285	943,937	927,061	884,848	11,159,382
2013	930,471	1,087,258	866,467	922,534	1,006,764	964,906	983,742	985,949	898,138	958,546	927,035	888,383	11,420,192
2014	963,538	1,021,873	808,370	903,239	1,033,766	894,179	1,006,970	963,548	950,648	971,548	976,553	954,234	11,448,466
2015	901,561	1,162,729	817,653	956,557	1,103,469	1,043,758	1,098,929	1,118,196	1,075,314	1,120,300	1,074,631	1,012,371	12,485,468
2016	1,002,072	1,202,594	885,470	976,896	1,135,189	920,742	1,072,236	1,068,443	1,097,107	1,084,466	1,089,853	1,035,963	12,571,031
2017	1,047,642	1,291,007	966,327	987,020	1,129,225	1,051,411	1,166,069	1,105,701	1,088,135	1,111,557	1,088,240	1,018,661	13,050,995
2018	1,063,307	1,295,841	969,264	999,761	1,245,252	1,093,015	1,195,341	1,240,049	1,179,113	1,056,462	1,099,036	1,093,013	13,469,452
2019	1,162,181	1,323,467	1,043,677	1,027,608	1,205,192	1,190,014	1,258,250	1,257,197	1,140,531	1,243,134	1,155,335	1,157,926	14,164,513
2020	1,183,215	1,157,716	1,085,494	1,086,993	1,259,760	1,254,769	1,356,933	1,434,834	1,373,873	1,330,458	1,460,079	1,387,558	15,371,683
2021	1,384,300	1,648,283	1,323,761	1,149,770	1,663,928	1,570,489	1,526,745	1,567,875	1,457,964	1,442,486	1,461,326	1,472,039	17,668,967
2022	1,526,292	1,718,945	1,351,358	1,298,432	1,607,146	1,536,274	1,593,433	1,659,393	1,643,537	1,546,075	1,624,905	1,473,834	18,579,623
Difference	141,991	70,662	27,597	148,662	(56,782)	(34,215)	66,688	91,518	185,572	103,589	163,579	1,794	910,657
	10.26%	4.29%	2.08%	12.93%	-3.41%	-2.18%	4.37%	5.84%	12.73%	7.18%	11.19%	0.12%	5.15%

The chart below shows how the 3% sales tax above is allocated for 2022.

1% GF	508,764	572,982	450,453	432,811	535,715	512,091	531,144	553,131	547,846	515,358	541,635	491,278	6,193,208
1/8 Parks	63,595	71,623	56,307	54,101	66,964	64,011	66,393	69,141	68,481	64,420	67,704	61,410	774,151
3/8 Fire	190,786	214,868	168,920	162,304	200,893	192,034	199,179	207,424	205,442	193,259	203,113	184,229	2,322,453
4/8 Bond	254,382	286,491	225,226	216,405	267,858	256,046	265,572	276,565	273,923	257,679	270,817	245,639	3,096,604
Animal 10%	50,876	57,298	45,045	43,281	53,572	51,209	53,114	55,313	54,785	51,536	54,163	49,128	619,321
Parks 10%	50,876	57,298	45,045	43,281	53,572	51,209	53,114	55,313	54,785	51,536	54,163	49,128	619,321
Fire 25%	127,191	143,245	112,613	108,203	133,929	128,023	132,786	138,283	136,961	128,840	135,409	122,819	1,548,302
Police 25%	127,191	143,245	112,613	108,203	133,929	128,023	132,786	138,283	136,961	128,840	135,409	122,819	1,548,302
Street 30%	152,629	171,895	135,136	129,843	160,715	153,627	159,343	165,939	164,354	154,608	162,490	147,383	1,857,962
Total	1,526,292	1,718,945	1,351,358	1,298,432	1,607,146	1,536,274	1,593,433	1,659,393	1,643,537	1,546,075	1,624,905	1,473,834	18,579,623
Divided by 3	508,764	572,982	450,453	432,811	535,715	512,091	531,144	553,131	547,846	515,358	541,635	491,278	6,193,208
Budgeted at	494,861	494,861	494,861	494,861	494,861	494,861	494,861	494,861	494,861	494,861	494,861	494,861	5,938,332
Diff.	13,903	78,121	(44,408)	(62,050)	40,854	17,230	36,283	58,270	52,985	20,497	46,774	(3,583)	254,876

*below \$65000 estimate needed divided by 12

Placeholder for using	5,417	5,417	5,417	5,417	5,417	5,417	5,417	5,417	5,417	5,417	5,417	5,417	65,000
-----------------------	-------	-------	-------	-------	-------	-------	-------	-------	-------	-------	-------	-------	--------

coverage to cover Animal Control New Facility Design, \$65K over the year

December 2022



Governmental Funds Cash Reserves

Updated 2/2/22

120 days cash = \$4.9M					
Funds:		Gen Operating Acct	5,799,013	Days	
001		Sales Tax Fund	3,232,964	142	
002		Designated Tax	1,742,688	79	
005			10,774,665	43	
				264	
		Springhill Fire Department (see details below)	(219,351)	-5	
		Emergency Telephone Service (See details below)	(420,983)	-10	
		Rolled Expenses from 2022 (\$463K) Capital	(678,110)	-17	
		Parks Projects left fr. 2021 Open Air Canada and Master Plan \$50K	(134,063)	-3	
		Placeholder for General Ledger Software updated 12/31/22	(88,590)	-2	
			9,233,568	226	
					84063

ACA 14-403-506	
Liabilities/Donations	0
Administration	332,541
Animal Control	216,562
Parks	490,474
Fire	703,111
Police	31
GF Totals	1,742,688

Springhill Fire Department Summary

Beginning Balance (as of January 1, 2022)	\$ 185,216	Emergency Telephone Service	Beginning Balance (as of January 1, 2022)	\$ 371,629
2022 Revenue (Act 001-0510-4152)	\$ 52,889		2022 Revenue (Act 001-0610-4650)	\$ 315,884
2022 Expenses (Act 001-0510-5XXX all)	\$ 18,754		2022 Expenses (Act 001-0610-5650)	\$ 266,530
Current Balance as of this report ending date	\$ 219,351		Current Balance as of this report ending date	\$ 420,983

Emergency Telephone Service

Beginning Balance (as of January 1, 2022)	\$ 371,629
2022 Revenue (Act 001-0610-4650)	\$ 315,884
2022 Expenses (Act 001-0610-5650)	\$ 266,530
Current Balance as of this report ending date	\$ 420,983

Street 120 days cash = \$1.6M updated 2/2/22

Funds:		Operating Acct	2,868,570	
080		Designated Tax	606,014	
005		Capital	3,474,584	
			3,285,664	
515		Stormwater Cap Cash	914,536	
		Rolled Pos and Encumbrances	2,438,322	
		Difference	(1,523,787)	

Budgeted Stormwater Projects include:	
Dogwood	
Augusta Cove	
Northlake	
Unfunded	
Cambridge	
Hilldale/Owen	
Crossing Loop	
Hanover	
Remington	
Rogers	

Equipment - 5 major items	\$646,424
Infrast- Storm and Regular Projects (Multi Year)	\$567,387
Overlays	\$1,331,681.42
Total Capital	\$740,170.45
	\$3,285,664

\$104K owed on Consoles PO 2021004685 \$ 316,983

\$1650K ARPA Money to be transferred



Utility Cash Reserves

December 2022

Updated 2/2/22

120 days cash = \$6.1M

Funds:

500

510

Water Fund

Wastewater Fund

268,583

455,768

*** Manually minus \$2mil transfer for Meters**

Added 11/2020 525 (Minimum Balance of \$996K)

1,572,296

*** \$996K is one year's worth of ANRC Debt Payments**

535/550/555

583,211

Impact Fee Funds

2,879,858

57

Water Infrastructure

interconnection with Benton, removed \$8

Reserved - Fixed Assets Infrastructure 500-0900-5816

500,000

10

Reserved - Fixed Assets Equipment 500-0900-5821

120,000

2

Reserved - Fixed Assets DeGray Agree 500-0900-5822

117,000

2

Reserved - Fixed Assets Equipment 510-0950-5810

733,000

14

Reserved - Fixed Assets Infrastructure 510-0950-5816

2,762,281

54

4,232,281

149

Wastewater Infrastructure

Northlake Forcemain, removed \$2498K

600 Lift Stations

80 Areators at the WWTP

431 CAO SSO's Ref 4, 8, 9

443 CAO Eng. Ref 15, 16

689 CAO SSES Ref 6

520 PO carry overs

2763 Original Budget + rolled Pos

Difference

-93

	General Fund	Sales Tax Fund	Franchise Fees	Designated Tax Fund	ARPA Investments	Electronic Fund	Animal Control Donation	Act 1256 of 1995	Act 1809 of 2001	Park 1/8 Sales Tax	Act 833 Of 1991	Fire 3/8 Sales Tax
--	--------------	----------------	----------------	---------------------	------------------	-----------------	-------------------------	------------------	------------------	--------------------	-----------------	--------------------

REVENUE

Taxes - Sales												
Taxes - Property												
Licenses Permits & Fees												
Membership Fees												
Rental Fees												
Park Program Fees												
Fines & Forfeitures												
Sales of Services												
Miscellaneous Rev												
Intergovernmental												
Reimbursement												
Sale of Equipment												
Donation Revenue												
Grant Revenue												
Sponsorships												
Interest Revenue												
Total Revenue	0	0	0	0	0	16,177,042,146	0	23,642	0	0	0	0

Pos still showing open in 2022, closed in 2023 in error.

Total
11821.04

Expense

Personnel Cost												
Building & Ground Exp												
Vehicle Expense												
Supply Expense												
Operations Expense												
Bond Expense												
Fixed Assets												
Interest Expense												
Construction Projects												
Total Expense	0	0	0	0	0	0	0	0	0	0	0	0
Diff, pool vs. bank	14,418,441	(3,232,964)	(3,861,939)	(2,348,702)	2,116,758	369,418	(60,568)	3,092	(70,200)	(337,260)	(92,240)	(726,316)
999 pooled cash	6,115,871	3,232,964	3,861,939	2,348,702	0	0	60,568	0	70,200	337,260	92,240	726,316
Diff, br GL and BS	14,735,300	(3,232,964)	(3,808,152)	(2,348,702)	(6,214)	359,743	(60,568)	3,091	(70,200)	(337,260)	(92,240)	(726,316)
Bank Recon GL Cash Balance	20,534,313	0	0	0	2,116,758	369,418	0	3,092	0	0	0	0
Balance sheet cash	5,799,013	3,232,964	3,808,152	2,348,702	2,122,972	9,676	60,568	1	70,200	337,260	92,240	726,316

End Bank Stmt Bal

Out Stand Checks/drafts	19,972,317	0	0	0	2,122,972	13,401	0	1	0	0	0	0
Dep in Transit	856,929	0	0	0	0	3,725	0	0	0	0	0	0
GL on Bank Activity Rpt	(104,082)	0	0	0	0	0	0	0	0	0	0	0
Formula	19,219,471	0	0	0	2,122,972	9,676	0	1	0	0	0	0
	13,420,457	(3,232,964)	(3,808,152)	(2,348,702)	0	0	(60,568)	0	(70,200)	(337,260)	(92,240)	(726,316)

	Street Bond 2016 DSR FS	Stre Const Fund	Revenue Water	Water Operating	Stormwater Utility	Depreciation WW	Sub-Div Impact	Water Impact	Impact WW	Salem Royalty	W/WW Ref Rev Bds 2017 Bd Fd FS	W/WW Ref Rev Bds 2017 Rev Bds 2017 DSR FS
	Fund 186	Fund 187	Fund 500	Fund 510	Fund 515	Fund 525	Fund 535	Fund 550	Fund 555	Fund 560	Fund 604	Fund 606
REVENUE												
Taxes - Sales	0	0	0	0	0	0	0	0	0	0	0	0
Taxes - Property												
Licenses Permits & Fees												
Membership Fees												
Rental Fees												
Park Program Fees												
Fines & Forfeitures												
Sales of Services												
Miscellaneous Rev												
Intergovernmental												
Reimbursement												
Sale of Equipment												
Donation Revenue												
Grant Revenue												
Sponsorships												
Interest Revenue												
Total Revenue	0	0	0	0	0	0	0	0	0	0	0	0
Expense												
Personnel Cost												
Building & Ground Exp												
Vehicle Expense												
Supply Expense												
Operations Expense												
Bond Expense												
Fixed Assets												
Interest Expense												
Construction Projects												
Total Expense	0	0	0	0	0	0	0	0	0	0	0	0
Diff, pool vs. bank	327,388	3,986,656	229,211	(538,342)	(264,363)	(1,572,296)	(23,548)	(272,655)	(287,008)	0	569,370	264,350
999 pooled cash	0	0	1,580,422	612,596	914,536	1,572,296	23,548	272,655	287,008	0	0	0
Diff, br GL and BS	2,595	392,180	(458,950)	(381,514)	(264,363)	(1,572,296)	(23,548)	(272,655)	(287,008)	0	561,554	2,100
Bank Recon GL Cash Balance	327,388	3,986,656	1,809,634	74,254	650,172	0	0	0	0	0	569,370	264,350
Balance sheet cash	324,794	3,594,476	2,268,583	455,768	914,536	1,572,296	23,548	272,655	287,008	0	7,816	262,250
End Bank Stmt Bal	324,794	3,594,476	2,357,338	29,055	0	0	0	0	0	0	7,816	262,250
Out Stand Checks/drafts	0	0	22,727	11,242	0	0	0	0	0	0	0	0
Dep in Transit	0	0	(89,287)	0	0	0	0	0	0	0	0	0
GL on Bank Activity Rpt	324,794	3,594,476	2,423,898	17,813	0	0	0	0	0	0	7,816	262,250
Formula	0	0	155,315	(437,955)	(914,536)	(1,572,296)	(23,548)	(272,655)	(287,008)	0	0	0

**Advertising
& Promotion
Cash Held** **Totals**

REVENUE		
Taxes - Sales	0	0
Taxes - Property		
Licenses Permits & Fees		
Membership Fees		
Rental Fees		
Park Program Fees		
Fines & Forfeitures		
Sales of Services		
Miscellaneous Rev		
Intergovernmental		
Reimbursement		
Sale of Equipment		
Donation Revenue		
Grant Revenue		
Sponsorships		
Interest Revenue		
Total Revenue	0	0
	Fund 700 Total	
Expense		
Personnel Cost	0	0
Building & Ground Exp	0	0
Vehicle Expense	0	0
Supply Expense	0	0
Operations Expense	0	0
Bond Expense	0	0
Fixed Assets	0	0
Interest Expense	0	0
Construction Projects	0	0
Total Expense	0	0
Diff, pool vs. bank	233,511	13,628,557
999 pooled cash	0	24,946,913
Diff, br GL and BS	(144)	4,374,176
Bank Recon GL Cash Balance	233,511	38,575,470
Balance sheet cash	233,655	34,201,294
End Bank Stmt Bal	233,655	34,887,943
Out Stand Checks/drafts	0	895,708
Dep in Transit	0	(193,369)
GL on Bank Activity Rpt	233,655	34,185,604
Formula	0	(15,690)



Bryant, AR

Balance Sheet Account Summary

As Of 12/31/2022

Category	001 - General Fund	002 - Sales Tax Fund	003 - Franchise Fees Fund	005 - Designated Tax Fund	007 - Investment Account	010 - Electronic Tax	Total
Asset							
A01 - Cash & Equivalents	5,956,623.14	3,232,963.68	3,808,152.22	2,348,702.33	2,122,972.15	3,140.81	17,472,554.33
A10 - Receivables	4,766.52	0.00	0.00	0.00	0.00	0.00	4,766.52
Total Asset:	5,961,389.66	3,232,963.68	3,808,152.22	2,348,702.33	2,122,972.15	3,140.81	17,477,320.85
Liability							
L01 - Current Liabilities	47,620.47	0.00	0.00	0.00	0.00	3,140.81	50,761.28
Total Liability:	47,620.47	0.00	0.00	0.00	0.00	3,140.81	50,761.28
Equity							
Q30 - Equity	6,131,744.57	2,977,861.69	3,072,294.67	2,095,185.15	2,162,388.00	0.00	16,439,474.08
Total Total Beginning Equity:	6,131,744.57	2,977,861.69	3,072,294.67	2,095,185.15	2,162,388.00	0.00	16,439,474.08
Total Revenue	18,207,912.90	6,193,433.99	1,556,047.34	6,191,837.18	0.00	0.00	32,149,231.41
Total Expense	18,425,888.28	5,938,332.00	820,189.79	5,938,320.00	39,415.85	0.00	31,162,145.92
Revenues Over/Under Expenses	-217,975.38	255,101.99	735,857.55	253,517.18	-39,415.85	0.00	987,085.49
Total Equity and Current Surplus (Deficit):	5,913,769.19	3,232,963.68	3,808,152.22	2,348,702.33	2,122,972.15	0.00	17,426,559.57
Total Liabilities, Equity and Current Surplus (Deficit):	5,961,389.66	3,232,963.68	3,808,152.22	2,348,702.33	2,122,972.15	3,140.81	17,477,320.85



Bryant, AR

Balance Sheet Account Summary

As Of 12/31/2022

Category	020 - Animal Control Donatio	051 - Act 833 of 1991 Fire	055 - Fire 3/8 SalesTax	061 - Act 918 of 1983 Police	062 - Act 988 of 1991 Emerg Veh	066 - Federal Drug Control	068 - State Drug Control	Total
Asset								
A01 - Cash & Equivalents	60,567.73	92,240.22	726,316.45	51,252.04	32,810.89	29,254.97	23,125.93	1,015,568.23
Total Asset:	60,567.73	92,240.22	726,316.45	51,252.04	32,810.89	29,254.97	23,125.93	1,015,568.23
Liability								
L01 - Current Liabilities	39,922.10	0.00	0.00	0.00	0.00	0.00	0.00	39,922.10
Total Liability:	39,922.10	0.00	0.00	0.00	0.00	0.00	0.00	39,922.10
Equity								
Q30 - Equity	14,737.61	84,643.22	630,691.04	42,278.52	38,580.95	29,252.06	23,123.62	863,307.02
Total Total Beginning Equity:	14,737.61	84,643.22	630,691.04	42,278.52	38,580.95	29,252.06	23,123.62	863,307.02
Total Revenue	7,591.24	28,915.24	2,322,501.41	16,115.29	5,304.73	2.91	2.31	2,380,433.13
Total Expense	1,683.22	21,318.24	2,226,876.00	7,141.77	11,074.79	0.00	0.00	2,268,094.02
Revenues Over/Under Expenses	5,908.02	7,597.00	95,625.41	8,973.52	-5,770.06	2.91	2.31	112,339.11
Total Equity and Current Surplus (Deficit):	20,645.63	92,240.22	726,316.45	51,252.04	32,810.89	29,254.97	23,125.93	975,646.13
Total Liabilities, Equity and Current Surplus (Deficit):	60,567.73	92,240.22	726,316.45	51,252.04	32,810.89	29,254.97	23,125.93	1,015,568.23



Bryant, AR

Balance Sheet Account Summary

As Of 12/31/2022

Category	030 - Act 1256 of 1995 Court	031 - Act 1809 of 2001 Court Auto	Total
Asset			
A01 - Cash & Equivalents	1.08	70,200.16	70,201.24
Total Asset:	1.08	70,200.16	70,201.24
Equity			
Q30 - Equity	1.08	62,321.74	62,322.82
Total Total Beginning Equity:	1.08	62,321.74	62,322.82
Total Revenue	282,000.84	34,209.97	316,210.81
Total Expense	282,000.84	26,331.55	308,332.39
Revenues Over/Under Expenses	0.00	7,878.42	7,878.42
Total Equity and Current Surplus (Deficit):	1.08	70,200.16	70,201.24
Total Liabilities, Equity and Current Surplus (Deficit):	1.08	70,200.16	70,201.24



Bryant, AR

Balance Sheet Account Summary

As Of 12/31/2022

Category	080 - Street Fun	185 - Street Bond 2016 DS	186 - Street Bond 2016 DSR	187 - 2016 Street Construction Fu	Total
Asset					
A01 - Cash & Equivalents	2,638,116.64	459,035.17	324,793.75	3,594,475.82	7,016,421.38
Total Asset:	2,638,116.64	459,035.17	324,793.75	3,594,475.82	7,016,421.38
Liability					
L01 - Current Liabilities	6,053.39	0.00	0.00	0.00	6,053.39
Total Liability:	6,053.39	0.00	0.00	0.00	6,053.39
Equity					
Q30 - Equity	2,982,982.92	448,083.07	324,793.75	6,663,503.47	10,419,363.21
Total Total Beginning Equity:	2,982,982.92	448,083.07	324,793.75	6,663,503.47	10,419,363.21
Total Revenue	4,365,407.96	650,445.82	3,464.18	62,454.18	5,081,772.14
Total Expense	4,716,327.63	639,493.72	3,464.18	3,131,481.83	8,490,767.36
Revenues Over/Under Expenses	-350,919.67	10,952.10	0.00	-3,069,027.65	-3,408,995.22
Total Equity and Current Surplus (Deficit):	2,632,063.25	459,035.17	324,793.75	3,594,475.82	7,010,367.99
Total Liabilities, Equity and Current Surplus (Deficit):	2,638,116.64	459,035.17	324,793.75	3,594,475.82	7,016,421.38



Bryant, AR

Balance Sheet Account Summary

AS OF 12/31/2022

Category	090 - Long Term Governmental Capital Asset Fund	110 - Special Redemp - 2016 Bond	113 - Debt Service Reserve Fund	114 - 2016 Bond Fund	165 - Long Term Governmental Debt Fund	167 - 2022 Amend 78	700 - A/P Tax Commission	Total
Asset								
A01 - Cash & Equivalents	0.00	14,809.51	742,409.38	853,051.31	0.00	301,526.35	233,654.64	2,145,451.19
A30 - Fixed Assets	37,321,706.18	0.00	0.00	0.00	0.00	0.00	0.00	37,321,706.18
A50 - Other Assets	0.00	0.00	0.00	0.00	3,179,816.64	0.00	0.00	3,179,816.64
Total Asset:	37,321,706.18	14,809.51	742,409.38	853,051.31	3,179,816.64	301,526.35	233,654.64	42,646,974.01
Liability								
L01 - Current Liabilities	0.00	0.00	0.00	59,153.00	0.00	0.00	0.00	59,153.00
L80 - Long Term Liabilities	0.00	0.00	0.00	0.00	49,416,841.60	0.00	0.00	49,416,841.60
Total Liability:	0.00	0.00	0.00	59,153.00	49,416,841.60	0.00	0.00	49,475,994.60
Equity								
Q30 - Equity	36,605,011.26	293.30	742,409.38	1,060,019.53	-46,237,024.96	0.00	232,440.21	-7,596,851.28
Total Total Beginning Equity:	36,605,011.26	293.30	742,409.38	1,060,019.53	-46,237,024.96	0.00	232,440.21	-7,596,851.28
Total Revenue	0.00	1,714,516.21	8,980.69	4,806,077.56	0.00	301,526.35	1,214.43	6,832,315.24
Total Expense	-716,694.92	1,700,000.00	8,980.69	5,072,198.78	0.00	0.00	0.00	6,064,484.55
Revenues Over/Under Expenses	716,694.92	14,516.21	0.00	-266,121.22	0.00	301,526.35	1,214.43	767,830.69
Total Equity and Current Surplus (Deficit):	37,321,706.18	14,809.51	742,409.38	793,898.31	-46,237,024.96	301,526.35	233,654.64	-6,829,020.59
Total Liabilities, Equity and Current Surplus (Deficit):	37,321,706.18	14,809.51	742,409.38	853,051.31	3,179,816.64	301,526.35	233,654.64	42,646,974.01



Bryant, AR

Balance Sheet Account Summary

AS OF 12/31/2022

Category	500 - Water Fun	510 - Wastewater Fun	515 - Stormwater Utili	525 - Depreciation - WW	535 - Sub-Div Impact WW	550 - Impact - Water	555 - Impact - WW	Total
Asset								
A01 - Cash & Equivalents	2,038,631.06	387,542.42	914,535.62	1,572,295.58	23,547.94	272,655.06	287,007.74	5,496,215.42
A10 - Receivables	539,527.74	125,544.48	0.00	0.00	0.00	0.00	0.00	665,072.22
A30 - Fixed Assets	14,584,327.62	18,470,916.56	1,274,336.73	0.00	0.00	0.00	0.00	34,329,580.91
A50 - Other Assets	0.00	120,946.09	0.00	0.00	0.00	0.00	0.00	120,946.09
Total Asset:	17,162,486.42	19,104,949.55	2,188,872.35	1,572,295.58	23,547.94	272,655.06	287,007.74	40,611,814.64
Liability								
L01 - Current Liabilities	707,987.22	790,716.65	0.00	0.00	0.00	0.00	0.00	1,498,703.87
L80 - Long Term Liabilities	5,541,727.16	7,504,130.61	0.00	0.00	0.00	0.00	0.00	13,045,857.77
Total Liability:	6,249,714.38	8,294,847.26	0.00	0.00	0.00	0.00	0.00	14,544,561.64
Equity								
Q30 - Equity	7,896,094.87	10,947,018.33	1,887,835.81	1,271,455.34	23,546.18	192,851.40	230,689.10	22,449,491.03
Total Total Beginning Equity:	7,896,094.87	10,947,018.33	1,887,835.81	1,271,455.34	23,546.18	192,851.40	230,689.10	22,449,491.03
Total Revenue	14,875,871.91	4,599,739.07	654,405.85	300,840.24	1.76	79,803.66	56,318.64	20,566,981.13
Total Expense	11,859,194.74	4,736,655.11	353,369.31	0.00	0.00	0.00	0.00	16,949,219.16
Revenues Over/Under Expenses	3,016,677.17	-136,916.04	301,036.54	300,840.24	1.76	79,803.66	56,318.64	3,617,761.97
Total Equity and Current Surplus (Deficit):	10,912,772.04	10,810,102.29	2,188,872.35	1,572,295.58	23,547.94	272,655.06	287,007.74	26,067,253.00
Total Liabilities, Equity and Current Surplus (Deficit):	17,162,486.42	19,104,949.55	2,188,872.35	1,572,295.58	23,547.94	272,655.06	287,007.74	40,611,814.64



Bryant, AR

Balance Sheet Account Summary

As Of 12/31/2022

Category	560 - Salem Royalty	604 - W/WW Ref Rev 2017 Bd Fr	606 - W/WW Ref Rev Bonds 2017 DSR	Total
Asset				
A01 - Cash & Equivalents	0.00	7,815.93	262,250.00	270,065.93
	0.00	7,815.93	262,250.00	270,065.93
Total Asset:				
Equity				
Q30 - Equity	43,153.51	92,758.55	262,250.00	398,162.06
	43,153.51	92,758.55	262,250.00	398,162.06
Total Revenue	1.79	533,173.68	2,797.17	535,972.64
Total Expense	43,155.30	618,116.30	2,797.17	664,068.77
Revenues Over/Under Expenses	-43,153.51	-84,942.62	0.00	-128,096.13
Total Equity and Current Surplus (Deficit):	0.00	7,815.93	262,250.00	270,065.93
Total Liabilities, Equity and Current Surplus (Deficit):	0.00	7,815.93	262,250.00	270,065.93



Bryant, AR

Balance Sheet Account Summary

AS OF 12/31/2022

Category	999 - Pooled Cash	Total
Asset		
A01 - Cash & Equivalents	24,849,811.38	24,849,811.38
A50 - Other Assets	173,361.58	173,361.58
Total Asset:	25,023,172.96	25,023,172.96
Liability		
L01 - Current Liabilities	25,023,172.96	25,023,172.96
Total Liability:	25,023,172.96	25,023,172.96



Bryant, AR

Budget Report Account Summary

For Fiscal: 2022 Period Ending: 12/31/2022

	Original Total Budget	Current Total Budget	Period Activity	Fiscal Activity	Variance Favorable (Unfavorable)	Percent Remaining
Fund: 001 - General Fund						
Department: 0100 - Administration						
Revenue						
Category: R15 - Taxes - Property						
001-0100-4150	State Turnback	308,400.00	308,400.00	19,920.03	308,256.57	-143.43 0.05 %
001-0100-4151	Saline County Treasurer	564,000.00	564,000.00	46,738.00	697,228.67	133,228.67 123.62 %
Category: R15 - Taxes - Property Total:		872,400.00	872,400.00	66,658.03	1,005,485.24	133,085.24 15.26%
Category: R60 - Miscellaneous Revenue						
001-0100-4600	Miscellaneous Revenue	1,000.00	1,000.00	62,448.10	69,904.38	68,904.38 6,990.44 %
Category: R60 - Miscellaneous Revenue Total:		1,000.00	1,000.00	62,448.10	69,904.38	68,904.38 6,890.44%
Category: R62 - Intergovernmental Tsfrs						
001-0100-4627	Xfer from Sales Tax	5,938,336.00	5,938,336.00	494,861.00	5,938,332.00	-4.00 0.00 %
001-0100-4629	Xfer Franchise Tax	175,000.00	175,000.00	14,583.34	175,000.00	0.00 0.00 %
Category: R62 - Intergovernmental Tsfrs Total:		6,113,336.00	6,113,336.00	509,444.34	6,113,332.00	-4.00 0.00%
Category: R85 - Interest Revenue						
001-0100-4850	Interest Revenue	1,000.00	1,000.00	0.00	0.00	-1,000.00 100.00 %
Category: R85 - Interest Revenue Total:		1,000.00	1,000.00	0.00	0.00	-1,000.00 100.00%
Revenue Total:		6,987,736.00	6,987,736.00	638,550.47	7,188,721.62	200,985.62 2.88%
Expense						
Category: E01 - Personnel Expense						
001-0100-5000	Salary Expense	1,024,376.92	1,012,376.92	71,726.77	994,552.82	17,824.10 1.76 %
001-0100-5001	Elected Off. 2009-24,2011-27	339,956.00	339,956.00	26,982.53	264,269.01	75,686.99 22.26 %
001-0100-5005	SWB Reimbursement	-1,156,165.00	-1,156,165.00	-96,346.98	-1,156,164.00	-1.00 0.00 %
001-0100-5010	Overtime Expense	5,000.00	5,000.00	883.05	6,837.57	-1,837.57 -36.75 %
001-0100-5020	FICA Expense	104,338.12	104,338.12	7,471.91	95,476.27	8,861.85 8.49 %
001-0100-5022	Unemployment Expense	1,080.00	1,080.00	4.70	499.09	580.91 53.79 %
001-0100-5025	Worker's Comp Expense	1,600.00	1,600.00	0.00	434.46	1,165.54 72.85 %
001-0100-5030	APERS Expense	200,358.15	200,358.15	14,945.93	188,336.00	12,022.15 6.00 %
001-0100-5040	Health Insurance Expense	134,543.36	134,543.36	13,411.44	118,325.15	16,218.21 12.05 %
001-0100-5042	Employee Assistance Program	4,500.00	4,500.00	0.00	3,943.52	556.48 12.37 %
001-0100-5050	Physical & Drug Screen Exp	800.00	800.00	229.00	480.34	319.66 39.96 %
001-0100-5054	Bring Your Own Device - Phone	0.00	300.00	50.00	175.00	125.00 41.67 %
001-0100-5055	Uniform Expense	400.00	400.00	0.00	0.00	400.00 100.00 %
001-0100-5057	Vehicle Allowance	6,000.00	6,000.00	0.00	5,076.72	923.28 15.39 %
001-0100-5060	Travel & Training Expense	21,350.00	21,350.00	643.30	16,318.23	5,031.77 23.57 %
001-0100-5061	Training Aids	500.00	500.00	0.00	0.00	500.00 100.00 %
001-0100-5062	Travel & Training - Mayor	9,706.00	9,706.00	0.00	669.93	9,036.07 93.10 %
001-0100-5063	Travel & Training - City Clerk	1,000.00	1,000.00	0.00	335.00	665.00 66.50 %
001-0100-5065	First Aid Expense	100.00	100.00	0.00	0.00	100.00 100.00 %
Category: E01 - Personnel Expense Total:		699,443.55	687,743.55	40,001.65	539,565.11	148,178.44 21.55%
Category: E10 - Building & Grounds Exp						
001-0100-5102	Repairs & Maint - Building	5,000.00	13,232.65	2,944.99	8,403.66	4,828.99 36.49 %
001-0100-5104	Repairs & Maint - Grounds	5,500.00	5,500.00	1,050.07	10,711.73	-5,211.73 -94.76 %
001-0100-5110	Utilities - Electric	8,400.00	8,400.00	408.09	5,665.06	2,734.94 32.56 %
001-0100-5111	Utilities - Gas	1,000.00	1,000.00	118.35	1,031.76	-31.76 -3.18 %
001-0100-5112	Utilities - Water	750.00	750.00	60.86	872.51	-122.51 -16.33 %
001-0100-5115	Com Exp - Tel Landline,Interne	8,640.24	8,640.24	1,115.96	9,059.35	-419.11 -4.85 %
001-0100-5116	Communication Exp - Cellular	7,440.00	7,440.00	699.35	7,644.67	-204.67 -2.75 %
001-0100-5120	Insurance - Property	4,136.00	4,136.00	0.00	5,341.63	-1,205.63 -29.15 %
001-0100-5130	Sanitation	1,080.00	1,080.00	172.50	1,045.84	34.16 3.16 %

Budget Report

For Fiscal: 2022 Period Ending: 12/31/2022

	Original Total Budget	Current Total Budget	Period Activity	Fiscal Activity	Variance Favorable (Unfavorable)	Percent Remaining
001-0100-5142	Janitorial Supplies and Main	4,500.00	4,500.00	239.96	6,626.80	-2,126.80 -47.26 %
001-0100-5145	Tools	1,000.00	1,000.00	0.00	0.00	1,000.00 100.00 %
Category: E10 - Building & Grounds Exp Total:		47,446.24	55,678.89	6,810.13	56,403.01	-724.12 -1.30%
Category: E20 - Vehicle Expense						
001-0100-5200	Fuel Expense	1,500.00	1,500.00	0.00	617.67	882.33 58.82 %
001-0100-5212	Service & Repair - Equipment	1,000.00	1,000.00	87.82	406.23	593.77 59.38 %
001-0100-5225	Insurance Expense - Vehicle	1,500.00	1,500.00	0.00	171.50	1,328.50 88.57 %
Category: E20 - Vehicle Expense Total:		4,000.00	4,000.00	87.82	1,195.40	2,804.60 70.12%
Category: E30 - Supply Expense						
001-0100-5300	Supplies - Office	4,500.00	9,200.00	2,488.60	10,894.34	-1,694.34 -18.42 %
001-0100-5334	Supplies - Volunteer	2,000.00	2,000.00	0.00	1,443.60	556.40 27.82 %
001-0100-5350	Postage Expense	3,000.00	1,300.00	-720.68	852.37	447.63 34.43 %
Category: E30 - Supply Expense Total:		9,500.00	12,500.00	1,767.92	13,190.31	-690.31 -5.52%
Category: E40 - Operations Expense						
001-0100-5480	Dues & Subscriptions	58,800.00	64,800.00	48.83	71,445.85	-6,645.85 -10.26 %
001-0100-5505	Mayor's Expense	13,500.00	13,500.00	512.43	8,425.27	5,074.73 37.59 %
001-0100-5506	City Clerk Expense	7,100.00	7,100.00	1,081.76	4,299.84	2,800.16 39.44 %
001-0100-5510	Meeting Expense	500.00	500.00	0.00	11.00	488.98 97.80 %
001-0100-5515	Elections or Permit Fee Exp	0.00	0.00	17,741.90	17,741.90	-17,741.90 0.00 %
001-0100-5535	Sales Tax Expense	2,500.00	2,500.00	810.00	3,661.63	-1,161.63 -46.47 %
Category: E40 - Operations Expense Total:		82,400.00	88,400.00	20,194.92	105,585.51	-17,185.51 -19.44%
Category: E55 - Professional Services						
001-0100-5550	Prof Services - Acctg & Audit	12,750.00	12,750.00	0.00	12,750.00	0.00 0.00 %
001-0100-5553	Prof Services - Advertising	7,500.00	7,500.00	0.00	4,487.53	3,012.47 40.17 %
001-0100-5583	Prof Services - Legal	10,400.00	20,400.00	3,000.00	17,038.22	3,361.78 16.48 %
001-0100-5586	Prof Services - Other	16,440.00	83,440.00	11,392.77	56,159.01	27,280.99 32.70 %
001-0100-5588	Prof Services - Legal Notices	2,500.00	2,500.00	0.00	0.00	2,500.00 100.00 %
001-0100-5589	Prof Services - Printing	100.00	100.00	93.39	390.05	-290.05 -290.05 %
Category: E55 - Professional Services Total:		49,690.00	126,690.00	14,486.16	90,824.81	35,865.19 28.31%
Category: E60 - Miscellaneous Expense						
001-0100-5600	Miscellaneous Expense	100.00	12,999.19	2,190.77	16,515.58	-3,516.39 -27.05 %
001-0100-5608	Software - New & Renewals	13,520.00	13,520.00	0.00	3,874.31	9,645.69 71.34 %
Category: E60 - Miscellaneous Expense Total:		13,620.00	26,519.19	2,190.77	20,389.89	6,129.30 23.11%
Category: E68 - Donation Expense						
001-0100-5680	Boys and Girls Club Contract	50,000.00	50,000.00	0.00	50,000.00	0.00 0.00 %
001-0100-5681	Sr. Adults Contract	30,000.00	30,000.00	0.00	30,000.00	0.00 0.00 %
001-0100-5682	Historic Society Contract	10,000.00	10,000.00	0.00	10,000.00	0.00 0.00 %
Category: E68 - Donation Expense Total:		90,000.00	90,000.00	0.00	90,000.00	0.00 0.00%
Category: E80 - Fixed Assets						
001-0100-5806	Fixed Assets - Buildings	0.00	13,500.00	-13,500.00	0.00	13,500.00 100.00 %
001-0100-5898	Capital Asset Contra	0.00	0.00	13,500.00	13,500.00	-13,500.00 0.00 %
Category: E80 - Fixed Assets Total:		0.00	13,500.00	0.00	13,500.00	0.00 0.00%
Category: E85 - Interest Expense						
001-0100-5850	Interest Expense	0.00	1,400.00	0.00	0.00	1,400.00 100.00 %
Category: E85 - Interest Expense Total:		0.00	1,400.00	0.00	0.00	1,400.00 100.00%
Expense Total:		996,099.79	1,106,431.63	85,539.37	930,654.04	175,777.59 15.89%
Department: 0100 - Administration Surplus (Deficit):		5,991,636.21	5,881,304.37	553,011.10	6,258,067.58	376,763.21 -6.41%
Department: 0110 - Information Technology						
Expense						
Category: E01 - Personnel Expense						
001-0110-5060	Travel & Training Expense	6,000.00	6,000.00	462.00	4,422.00	1,578.00 26.30 %
Category: E01 - Personnel Expense Total:		6,000.00	6,000.00	462.00	4,422.00	1,578.00 26.30%
Category: E60 - Miscellaneous Expense						
001-0110-5604	Hardware - New & Renewals	36,500.00	56,500.00	2,966.96	54,090.57	2,409.43 4.26 %

Budget Report

For Fiscal: 2022 Period Ending: 12/31/2022

		Original Total Budget	Current Total Budget	Period Activity	Fiscal Activity	Variance Favorable (Unfavorable)	Percent Remaining
001-0110-5606	IT Projects & Labor	20,000.00	26,000.00	0.00	25,801.34	198.66	0.76 %
001-0110-5608	Software - New & Renewals	53,075.00	53,075.00	-18,984.50	95,800.44	-42,725.44	-80.50 %
001-0110-5610	Website	8,000.00	39,275.00	0.00	39,378.73	-103.73	-0.26 %
001-0110-5612	IT Tools & Supplies	1,000.00	1,000.00	24.06	503.70	496.30	49.63 %
001-0110-5614	Copiers & Maintenance	22,800.00	24,800.00	2,296.82	22,483.77	2,316.23	9.34 %
Category: E60 - Miscellaneous Expense Total:		141,375.00	200,650.00	-13,696.66	238,058.55	-37,408.55	-18.64%
Category: E80 - Fixed Assets							
001-0110-5810	Fixed Assets - Equipment	0.00	200,000.00	22,556.01	129,950.87	70,049.13	35.02 %
001-0110-5816	Capital Assets - Infrastructure	0.00	0.00	21,089.17	21,089.17	-21,089.17	0.00 %
Category: E80 - Fixed Assets Total:		0.00	200,000.00	43,645.18	151,040.04	48,959.96	24.48%
Expense Total:		147,375.00	406,650.00	30,410.52	393,520.59	13,129.41	3.23%
Department: 0110 - Information Technology Total:		147,375.00	406,650.00	30,410.52	393,520.59	13,129.41	3.23%
Department: 0120 - Planning & Development							
Revenue							
Category: R10 - Taxes - Sales							
001-0120-4656	Alcohol Sales Tax Collected	0.00	64,000.00	9,043.92	114,744.17	50,744.17	179.29 %
Category: R10 - Taxes - Sales Total:		0.00	64,000.00	9,043.92	114,744.17	50,744.17	79.29%
Category: R20 - Licenses Permits & Fees							
001-0120-4200	Act 474 Commerical SurCharge	0.00	8,000.00	445.82	10,954.35	2,954.35	136.93 %
001-0120-4206	Annex/Rezoning Fees	0.00	2,500.00	0.00	1,040.00	-1,460.00	58.40 %
001-0120-4208	Business Licenses	0.00	150,000.00	5,762.50	74,847.75	-75,152.25	50.10 %
001-0120-4210	Commercial Remodel Permits	0.00	4,500.00	365.00	9,528.95	5,028.95	211.75 %
001-0120-4214	Electrical Permits	0.00	90,000.00	6,418.16	94,713.10	4,713.10	105.24 %
001-0120-4220	HVACR Permits	0.00	50,000.00	1,851.24	60,202.34	10,202.34	120.40 %
001-0120-4226	Mobile Home Permits	0.00	1,500.00	0.00	6,055.00	4,555.00	403.67 %
001-0120-4228	New Commercial Permits	0.00	60,000.00	4,007.70	49,980.07	-10,019.93	16.70 %
001-0120-4230	Permits - Other	0.00	1,000.00	260.00	3,980.62	2,980.62	398.06 %
001-0120-4232	Plumbing/Gas Inspections	0.00	50,000.00	1,613.26	46,226.32	-3,773.68	7.55 %
001-0120-4234	Re - Inspections Fees	0.00	4,300.00	385.00	4,515.00	215.00	105.00 %
001-0120-4236	Residential Building Permits	0.00	40,000.00	3,516.52	34,030.89	-5,969.11	14.92 %
001-0120-4238	Residential Remodel Permits	0.00	3,500.00	0.00	2,725.78	-774.22	22.12 %
001-0120-4240	Sanitation License	0.00	250.00	0.00	75.00	-175.00	70.00 %
001-0120-4242	Sign Permits	0.00	5,500.00	70.00	7,265.00	1,765.00	132.09 %
001-0120-4244	Solicitation Permits	0.00	1,000.00	0.00	935.00	-65.00	6.50 %
001-0120-4248	Storage Building Permits	0.00	600.00	40.00	3,894.44	3,294.44	649.07 %
001-0120-4250	Subdivision Plat & Filing Fees	0.00	4,500.00	0.00	3,237.00	-1,263.00	28.07 %
001-0120-4256	Burn Permit	0.00	3,000.00	300.00	6,576.37	3,576.37	219.21 %
001-0120-4258	Alcohol Permits - Revenue	0.00	35,000.00	40.00	25,562.74	-9,437.26	26.96 %
Category: R20 - Licenses Permits & Fees Total:		0.00	515,150.00	25,075.20	446,345.72	-68,804.28	13.36%
Category: R60 - Miscellaneous Revenue							
001-0120-4600	Miscellaneous Revenue	0.00	10,850.00	0.00	3,326.97	-7,523.03	69.34 %
Category: R60 - Miscellaneous Revenue Total:		0.00	10,850.00	0.00	3,326.97	-7,523.03	69.34%
Revenue Total:		0.00	590,000.00	34,119.12	564,416.86	-25,583.14	4.34%
Expense							
Category: E01 - Personnel Expense							
001-0120-5000	Salary Expense	0.00	392,488.88	29,002.39	365,320.48	27,168.40	6.92 %
001-0120-5010	Overtime Expense	0.00	1,500.00	113.61	1,251.81	248.19	16.55 %
001-0120-5020	FICA Expense	0.00	30,394.75	2,181.84	27,546.32	2,848.43	9.37 %
001-0120-5022	Unemployment Expense	0.00	360.00	0.00	209.97	150.03	41.68 %
001-0120-5025	Worker's Comp Expense	0.00	6,000.00	0.00	5,399.97	600.03	10.00 %
001-0120-5030	APERS Expense	0.00	58,993.58	4,523.12	54,274.69	4,718.89	8.00 %
001-0120-5040	Health Insurance Expense	0.00	60,136.92	6,014.26	58,262.76	1,874.16	3.12 %
001-0120-5050	Physical & Drug Screen Exp	0.00	150.00	0.00	0.00	150.00	100.00 %
001-0120-5055	Uniform Expense	0.00	1,500.00	0.00	1,290.13	209.87	13.99 %

Budget Report

For Fiscal: 2022 Period Ending: 12/31/2022

	Original Total Budget	Current Total Budget	Period Activity	Fiscal Activity	Variance Favorable (Unfavorable)	Percent Remaining
001-0120-5060 Travel & Training Expense	0.00	11,400.00	1,689.76	11,755.34	-355.34	-3.12 %
Category: E01 - Personnel Expense Total:	0.00	562,924.13	43,524.98	525,311.47	37,612.66	6.68%
Category: E10 - Building & Grounds Exp						
001-0120-5110 Utilities - Electric	0.00	1,320.00	102.02	1,416.28	-96.28	-7.29 %
001-0120-5111 Utilities - Gas	0.00	240.00	29.59	257.93	-17.93	-7.47 %
001-0120-5112 Utilities - Water	0.00	150.00	15.21	218.12	-68.12	-45.41 %
001-0120-5115 Com Exp - Tel Landline.Interne	0.00	1,140.00	248.00	1,555.00	-415.00	-36.40 %
001-0120-5116 Communication Exp - Cellular	0.00	5,160.00	318.67	3,847.47	1,312.53	25.44 %
001-0120-5120 Insurance - Property	0.00	300.00	0.00	0.00	300.00	100.00 %
001-0120-5130 Sanitation	0.00	264.00	43.12	258.72	5.28	2.00 %
Category: E10 - Building & Grounds Exp Total:	0.00	8,574.00	756.61	7,553.52	1,020.48	11.90%
Category: E20 - Vehicle Expense						
001-0120-5200 Fuel Expense	0.00	8,500.00	614.18	9,162.11	-662.11	-7.79 %
001-0120-5210 Service & Repair - Vehicle	0.00	700.00	228.46	1,634.20	-934.20	-133.46 %
001-0120-5225 Insurance Expense - Vehicle	0.00	2,399.57	0.00	1,901.34	498.23	20.76 %
Category: E20 - Vehicle Expense Total:	0.00	11,599.57	842.64	12,697.65	-1,098.08	-9.47%
Category: E30 - Supply Expense						
001-0120-5300 Supplies - Office	0.00	2,000.00	364.50	1,991.48	8.52	0.43 %
001-0120-5350 Postage Expense	0.00	2,000.00	78.59	865.83	1,134.17	56.71 %
Category: E30 - Supply Expense Total:	0.00	4,000.00	443.09	2,857.31	1,142.69	28.57%
Category: E40 - Operations Expense						
001-0120-5405 Act 474 Surcharge	0.00	10,000.00	908.29	9,779.75	220.25	2.20 %
001-0120-5475 Credit Card Fees	0.00	12,300.00	555.73	10,814.18	1,485.82	12.08 %
001-0120-5480 Dues & Subscriptions	0.00	20,000.00	19.99	20,983.65	-983.65	-4.92 %
Category: E40 - Operations Expense Total:	0.00	42,300.00	1,484.01	41,577.58	722.42	1.71%
Category: E55 - Professional Services						
001-0120-5553 Prof Services - Advertising	0.00	2,000.00	785.83	933.33	1,066.67	53.33 %
001-0120-5560 Vacant Home Cleanup	0.00	10,000.00	30.00	760.00	9,240.00	92.40 %
001-0120-5568 Prof Services - Electrical Ins	0.00	17,000.00	4,050.00	25,980.00	-8,980.00	-52.82 %
001-0120-5571 Prof Services - Engineering	0.00	30,000.00	0.00	620.30	29,379.70	97.93 %
001-0120-5574 Prof Services - GIS	0.00	3,000.00	0.00	2,339.68	660.32	22.01 %
001-0120-5589 Prof Services - Printing	0.00	700.00	547.17	882.29	-182.29	-26.04 %
Category: E55 - Professional Services Total:	0.00	62,700.00	5,413.00	31,515.60	31,184.40	49.74%
Category: E60 - Miscellaneous Expense						
001-0120-5600 Miscellaneous Expense	0.00	0.00	10.00	-49.41	49.41	0.00 %
001-0120-5604 Hardware - New & Renewals	0.00	1,000.00	0.00	2,413.14	-1,413.14	-141.31 %
001-0120-5608 Software - New & Renewals	0.00	40,025.00	3,000.00	8,553.01	31,471.99	78.63 %
Category: E60 - Miscellaneous Expense Total:	0.00	41,025.00	3,010.00	10,916.74	30,108.26	73.39%
Category: E80 - Fixed Assets						
001-0120-5808 Capital Assets - Vehicles	0.00	12,650.00	1,181.33	12,579.67	70.33	0.56 %
Category: E80 - Fixed Assets Total:	0.00	12,650.00	1,181.33	12,579.67	70.33	0.56%
Category: E85 - Interest Expense						
001-0120-5850 Interest Expense	0.00	300.00	0.00	0.00	300.00	100.00 %
Category: E85 - Interest Expense Total:	0.00	300.00	0.00	0.00	300.00	100.00%
Expense Total:	0.00	746,072.70	56,655.66	645,009.54	101,063.16	13.55%
Department: 0120 - Planning & Development Surplus (Deficit):	0.00	-156,072.70	-22,536.54	-80,592.68	75,480.02	48.36%
Department: 0160 - Engineering Expense						
Category: E01 - Personnel Expense						
001-0160-5025 Worker's Comp Expense	3,600.00	4,135.00	0.00	4,132.06	2.94	0.07 %
001-0160-5055 Uniform Expense	2,000.00	2,000.00	0.00	1,198.31	801.69	40.08 %
001-0160-5060 Travel & Training Expense	5,000.00	2,450.00	303.06	2,406.31	43.69	1.78 %
Category: E01 - Personnel Expense Total:	10,600.00	8,585.00	303.06	7,736.68	848.32	9.88%

Budget Report

For Fiscal: 2022 Period Ending: 12/31/2022

	Original Total Budget	Current Total Budget	Period Activity	Fiscal Activity	Variance Favorable (Unfavorable)	Percent Remaining
Category: E10 - Building & Grounds Exp						
001-0160-5116 Communication Exp - Cellular	1,800.00	2,350.00	178.90	2,154.83	195.17	8.31 %
Category: E10 - Building & Grounds Exp Total:	1,800.00	2,350.00	178.90	2,154.83	195.17	8.31%
Category: E20 - Vehicle Expense						
001-0160-5200 Fuel Expense	5,400.00	11,400.00	1,023.19	11,601.04	-201.04	-1.76 %
001-0160-5210 Service & Repair - Vehicle	12,960.00	1,200.00	0.00	1,401.82	-201.82	-16.82 %
001-0160-5225 Insurance Expense - Vehicle	1,500.00	1,589.24	30.68	1,592.32	-3.08	-0.19 %
Category: E20 - Vehicle Expense Total:	19,860.00	14,189.24	1,053.87	14,595.18	-405.94	-2.86%
Category: E30 - Supply Expense						
001-0160-5322 Supplies - Operating	5,000.00	6,900.00	79.33	6,947.80	-47.80	-0.69 %
Category: E30 - Supply Expense Total:	5,000.00	6,900.00	79.33	6,947.80	-47.80	-0.69%
Category: E60 - Miscellaneous Expense						
001-0160-5604 Hardware - New & Renewals	5,000.00	0.00	0.00	0.00	0.00	0.00 %
001-0160-5608 Software - New & Renewals	5,650.00	5,650.00	0.00	1,160.27	4,489.73	79.46 %
Category: E60 - Miscellaneous Expense Total:	10,650.00	5,650.00	0.00	1,160.27	4,489.73	79.46%
Category: E80 - Fixed Assets						
001-0160-5808 Capital Assets - Vehicles	0.00	13,960.00	1,611.72	15,290.32	-1,330.32	-9.53 %
Category: E80 - Fixed Assets Total:	0.00	13,960.00	1,611.72	15,290.32	-1,330.32	-9.53%
Category: E85 - Interest Expense						
001-0160-5850 Interest Expense	0.00	300.00	0.00	0.00	300.00	100.00 %
Category: E85 - Interest Expense Total:	0.00	300.00	0.00	0.00	300.00	100.00%
Expense Total:	47,910.00	51,934.24	3,226.88	47,885.08	4,049.16	7.80%
Department: 0160 - Engineering Total:	47,910.00	51,934.24	3,226.88	47,885.08	4,049.16	7.80%
Department: 0200 - Animal Control						
Revenue						
Category: R20 - Licenses Permits & Fees						
001-0200-4202 Adoption Revenue	5,500.00	5,500.00	370.00	4,310.00	-1,190.00	21.64 %
001-0200-4222 Misc Revenue - Animal Control	8,000.00	8,000.00	665.00	10,759.66	2,759.66	134.50 %
001-0200-4224 Dog License Fee	3,500.00	3,500.00	135.00	2,046.00	-1,454.00	41.54 %
001-0200-4246 Spay & Neuter Revenue	12,500.00	12,500.00	1,020.00	11,465.00	-1,035.00	8.28 %
Category: R20 - Licenses Permits & Fees Total:	29,500.00	29,500.00	2,190.00	28,580.66	-919.34	3.12%
Category: R40 - Fines & Forfeitures						
001-0200-4420 Animal Control Fines	6,000.00	6,000.00	1,420.00	9,458.78	3,458.78	157.65 %
Category: R40 - Fines & Forfeitures Total:	6,000.00	6,000.00	1,420.00	9,458.78	3,458.78	57.65%
Category: R62 - Intergovernmental Tsfrs						
001-0200-4627 Xfer Designated Tax	593,834.00	593,834.00	49,486.00	593,832.00	-2.00	0.00 %
Category: R62 - Intergovernmental Tsfrs Total:	593,834.00	593,834.00	49,486.00	593,832.00	-2.00	0.00%
Revenue Total:	629,334.00	629,334.00	53,096.00	631,871.44	2,537.44	0.40%
Expense						
Category: E01 - Personnel Expense						
001-0200-5000 Salary Expense	362,644.36	362,644.36	21,730.24	274,133.37	88,510.99	24.41 %
001-0200-5005 SWB Reimbursement	92,493.00	92,493.00	7,707.75	92,493.00	0.00	0.00 %
001-0200-5010 Overtime Expense	11,000.00	11,000.00	743.44	8,805.59	2,194.41	19.95 %
001-0200-5020 FICA Expense	28,401.10	28,401.10	1,658.13	20,944.50	7,456.60	26.25 %
001-0200-5022 Unemployment Expense	576.00	576.00	0.00	261.37	314.63	54.62 %
001-0200-5025 Worker's Comp Expense	1,900.00	1,900.00	0.00	1,848.57	51.43	2.71 %
001-0200-5030 APERS Expense	55,957.26	55,957.26	3,464.12	43,177.32	12,779.94	22.84 %
001-0200-5040 Health Insurance Expense	75,076.06	75,076.06	5,505.92	53,882.00	21,194.06	28.23 %
001-0200-5050 Physical & Drug Screen Exp	500.00	500.00	0.00	350.75	149.25	29.85 %
001-0200-5055 Uniform Expense	3,000.00	3,000.00	293.79	3,390.74	-390.74	-13.02 %
001-0200-5060 Travel & Training Expense	4,200.00	5,700.00	0.00	5,711.41	-11.41	-0.20 %
001-0200-5065 First Aid Expense	100.00	100.00	0.00	0.00	100.00	100.00 %
Category: E01 - Personnel Expense Total:	635,847.78	637,347.78	41,103.39	504,998.62	132,349.16	20.77%

		Original Total Budget	Current Total Budget	Period Activity	Fiscal Activity	Variance Favorable (Unfavorable)	Percent Remaining
Category: E10 - Building & Grounds Exp							
001-0200-5102	Repairs & Maint - Building	23,000.00	23,000.00	480.06	5,507.77	17,492.23	76.05 %
001-0200-5104	Repairs & Maint - Grounds	7,300.00	7,300.00	255.20	2,797.15	4,502.85	61.68 %
001-0200-5110	Utilities - Electric	10,000.00	10,000.00	707.44	9,330.84	669.16	6.69 %
001-0200-5111	Utilities - Gas	480.00	480.00	49.99	330.17	149.83	31.21 %
001-0200-5112	Utilities - Water	500.00	500.00	52.49	632.89	-132.89	-26.58 %
001-0200-5115	Com Exp - Tel Landline.Interne	9,500.00	9,500.00	994.41	11,098.16	-1,598.16	-16.82 %
001-0200-5116	Communication Exp - Cellular	4,440.00	4,920.00	273.14	3,880.94	1,039.06	21.12 %
001-0200-5120	Insurance - Property	956.00	956.00	0.00	1,389.60	-433.60	-45.36 %
001-0200-5130	Sanitation	1,500.00	1,500.00	251.99	1,506.95	-6.95	-0.46 %
001-0200-5140	Supplies - B&G	500.00	500.00	0.00	428.02	71.98	14.40 %
001-0200-5142	Janitorial Supplies and Main	4,000.00	4,000.00	926.58	4,855.87	-855.87	-21.40 %
001-0200-5145	Tools	1,500.00	1,500.00	526.58	2,032.62	-532.62	-35.51 %
Category: E10 - Building & Grounds Exp Total:		63,676.00	64,156.00	4,517.88	43,790.98	20,365.02	31.74%
Category: E20 - Vehicle Expense							
001-0200-5200	Fuel Expense	4,500.00	4,500.00	489.28	7,464.55	-2,964.55	-65.88 %
001-0200-5210	Service & Repair - Vehicle	8,700.00	8,700.00	76.79	2,414.83	6,285.17	72.24 %
001-0200-5225	Insurance Expense - Vehicle	1,205.90	1,376.93	0.00	1,076.24	300.69	21.84 %
Category: E20 - Vehicle Expense Total:		14,405.90	14,576.93	566.07	10,955.62	3,621.31	24.84%
Category: E30 - Supply Expense							
001-0200-5300	Supplies - Office	1,200.00	1,250.00	170.46	2,255.79	-1,005.79	-80.46 %
001-0200-5302	Supplies - Kitchen	350.00	350.00	24.41	307.68	42.32	12.09 %
001-0200-5306	Supplies - Food Allowance	1,000.00	1,000.00	85.83	216.04	783.96	78.40 %
001-0200-5322	Supplies - Operating	9,300.00	7,700.00	661.78	1,731.87	5,968.13	77.51 %
001-0200-5350	Postage Expense	100.00	600.00	34.61	373.60	226.40	37.73 %
001-0200-5370	Medicine Expense	9,000.00	9,000.00	2,306.29	12,568.74	-3,568.74	-39.65 %
001-0200-5371	Spay & Neuter Vouchers	1,000.00	1,000.00	0.00	270.00	730.00	73.00 %
Category: E30 - Supply Expense Total:		21,950.00	20,900.00	3,283.38	17,723.72	3,176.28	15.20%
Category: E40 - Operations Expense							
001-0200-5475	Credit Card Fees	3,120.00	3,120.00	74.54	1,113.45	2,006.55	64.31 %
001-0200-5480	Dues & Subscriptions	12,825.00	10,225.00	313.72	752.44	9,472.56	92.64 %
Category: E40 - Operations Expense Total:		15,945.00	13,345.00	388.26	1,865.89	11,479.11	86.02%
Category: E55 - Professional Services							
001-0200-5577	Prof Services - Incineration & Disp	4,000.00	4,000.00	760.00	4,311.00	-311.00	-7.78 %
001-0200-5589	Prof Services - Printing	1,000.00	1,000.00	164.66	881.99	118.01	11.80 %
001-0200-5592	Prof Services - Veterinarian	25,000.00	25,000.00	6,434.12	27,068.61	-2,068.61	-8.27 %
001-0200-5593	Animal Care Charges	5,000.00	5,000.00	520.28	3,286.44	1,713.56	34.27 %
Category: E55 - Professional Services Total:		35,000.00	35,000.00	7,879.06	35,548.04	-548.04	-1.57%
Category: E60 - Miscellaneous Expense							
001-0200-5600	Miscellaneous Expense	1,000.00	1,000.00	40.00	545.00	455.00	45.50 %
001-0200-5604	Hardware - New & Renewals	1,500.00	2,000.00	0.00	7,870.38	-5,870.38	-293.52 %
001-0200-5606	IT Projects & Labor	0.00	9,150.00	0.00	3,516.00	5,634.00	61.57 %
001-0200-5608	Software - New & Renewals	1,500.00	1,500.00	2,563.72	4,263.14	-2,763.14	-184.21 %
Category: E60 - Miscellaneous Expense Total:		4,000.00	13,650.00	2,603.72	16,194.52	-2,544.52	-18.64%
Category: E72 - Bond Expense							
001-0200-5840	Principal on Loans	0.00	7,100.00	643.10	5,748.29	1,351.71	19.04 %
Category: E72 - Bond Expense Total:		0.00	7,100.00	643.10	5,748.29	1,351.71	19.04%
Category: E80 - Fixed Assets							
001-0200-5808	Capital Assets - Vehicles	0.00	54,500.00	-54,586.41	0.00	54,500.00	100.00 %
001-0200-5898	Capital Asset Contra	0.00	0.00	54,958.70	54,958.70	-54,958.70	0.00 %
Category: E80 - Fixed Assets Total:		0.00	54,500.00	372.29	54,958.70	-458.70	-0.84%

Budget Report

For Fiscal: 2022 Period Ending: 12/31/2022

	Original Total Budget	Current Total Budget	Period Activity	Fiscal Activity	Variance Favorable (Unfavorable)	Percent Remaining
Category: E85 - Interest Expense						
001-0200-5850 Interest Expense	0.00	800.00	223.31	742.77	57.23	7.15 %
Category: E85 - Interest Expense Total:	0.00	800.00	223.31	742.77	57.23	7.15%
Expense Total:	790,824.68	861,375.71	61,580.46	692,527.15	168,848.56	19.60%
Department: 0200 - Animal Control Surplus (Deficit):	-161,490.68	-232,041.71	-8,484.46	-60,655.71	171,386.00	73.86%
Department: 0300 - Court						
Revenue						
Category: R40 - Fines & Forfeitures						
001-0300-4400 Act 316 of 1991 Revenue	200.00	200.00	18.12	217.44	17.44	108.72 %
001-0300-4412 City Attorney Reim	26,000.00	26,000.00	2,190.68	26,288.16	288.16	101.11 %
001-0300-4414 Court Fines	400,000.00	400,000.00	21,857.21	360,450.50	-39,549.50	9.89 %
001-0300-4416 District Court Reim	14,000.00	14,000.00	1,181.04	14,172.48	172.48	101.23 %
001-0300-4424 Judge Retirement Reim	4,700.00	4,700.00	394.84	4,738.08	38.08	100.81 %
001-0300-4426 Ordinance 89-15 Revenue	23,000.00	23,000.00	1,966.60	23,599.20	599.20	102.61 %
001-0300-4428 Warrant Fees	65,000.00	65,000.00	1,755.00	40,780.05	-24,219.95	37.26 %
Category: R40 - Fines & Forfeitures Total:	532,900.00	532,900.00	29,363.49	470,245.91	-62,654.09	11.76%
Category: R60 - Miscellaneous Revenue						
001-0300-4600 Miscellaneous Revenue	50,520.00	50,520.00	1,387.10	50,487.17	-32.83	0.06 %
Category: R60 - Miscellaneous Revenue Total:	50,520.00	50,520.00	1,387.10	50,487.17	-32.83	0.06%
Category: R64 - Reimbursement						
001-0300-4640 Reimbursement RevSaline County	160,000.00	160,000.00	0.00	173,130.76	13,130.76	108.21 %
Category: R64 - Reimbursement Total:	160,000.00	160,000.00	0.00	173,130.76	13,130.76	8.21%
Revenue Total:	743,420.00	743,420.00	30,750.59	693,863.84	-49,556.16	6.67%
Expense						
Category: E01 - Personnel Expense						
001-0300-5000 Salary Expense	295,890.71	295,890.71	23,109.01	293,776.13	2,114.58	0.71 %
001-0300-5010 Overtime Expense	500.00	500.00	0.00	0.00	500.00	100.00 %
001-0300-5020 FICA Expense	22,674.14	22,674.14	1,700.82	21,684.68	989.46	4.36 %
001-0300-5022 Unemployment Expense	420.00	420.00	6.72	240.45	179.55	42.75 %
001-0300-5025 Worker's Comp Expense	1,300.00	1,300.00	0.00	2,111.14	-811.14	-62.40 %
001-0300-5030 APERS Expense	45,407.06	45,407.06	3,602.40	45,006.42	400.64	0.88 %
001-0300-5038 Pension Expense-Judge Rtmnt	10,000.00	10,000.00	0.00	38,819.87	-28,819.87	-288.20 %
001-0300-5040 Health Insurance Expense	44,748.24	44,748.24	4,997.58	48,679.08	-3,930.84	-8.78 %
001-0300-5050 Physical & Drug Screen Exp	300.00	300.00	68.99	84.59	215.41	71.80 %
001-0300-5055 Uniform Expense	500.00	500.00	0.00	0.00	500.00	100.00 %
001-0300-5060 Travel & Training Expense	10,500.00	10,500.00	0.00	4,418.58	6,081.42	57.92 %
001-0300-5070 Judge - Share to State	30,000.00	30,000.00	2,405.17	28,862.15	1,137.85	3.79 %
Category: E01 - Personnel Expense Total:	462,240.15	462,240.15	35,890.69	483,683.09	-21,442.94	-4.64%
Category: E10 - Building & Grounds Exp						
001-0300-5102 Repairs & Maint - Building	11,000.00	11,000.00	0.00	54.60	10,945.40	99.50 %
001-0300-5110 Utilities - Electric	6,000.00	6,000.00	408.09	5,665.05	334.95	5.58 %
001-0300-5111 Utilities - Gas	1,200.00	1,200.00	118.36	1,031.77	168.23	14.02 %
001-0300-5112 Utilities - Water	650.00	650.00	60.85	872.49	-222.49	-34.23 %
001-0300-5115 Com Exp - Tel Landline.Interne	3,216.00	3,216.00	615.87	4,078.79	-862.79	-26.83 %
001-0300-5130 Sanitation	1,080.00	1,080.00	172.50	1,035.00	45.00	4.17 %
001-0300-5142 Janitorial Supplies and Main	500.00	500.00	25.00	865.15	-365.15	-73.03 %
Category: E10 - Building & Grounds Exp Total:	23,646.00	23,646.00	1,400.67	13,602.85	10,043.15	42.47%
Category: E30 - Supply Expense						
001-0300-5300 Supplies - Office	9,000.00	9,000.00	2,833.12	8,808.78	191.22	2.12 %
001-0300-5350 Postage Expense	2,000.00	2,000.00	2,072.31	3,268.55	-1,268.55	-63.43 %
Category: E30 - Supply Expense Total:	11,000.00	11,000.00	4,905.43	12,077.33	-1,077.33	-9.79%
Category: E40 - Operations Expense						
001-0300-5480 Dues & Subscriptions	3,000.00	3,000.00	206.00	1,814.08	1,185.92	39.53 %
Category: E40 - Operations Expense Total:	3,000.00	3,000.00	206.00	1,814.08	1,185.92	39.53%

Budget Report

For Fiscal: 2022 Period Ending: 12/31/2022

	Original Total Budget	Current Total Budget	Period Activity	Fiscal Activity	Variance Favorable (Unfavorable)	Percent Remaining	
Category: E55 - Professional Services							
001-0300-5553	Prof Services - Advertising	500.00	500.00	0.00	500.00	100.00 %	
001-0300-5589	Prof Services - Printing	5,000.00	5,000.00	0.00	1,348.84	26.98 %	
Category: E55 - Professional Services Total:		5,500.00	5,500.00	0.00	1,848.84	33.62%	
Category: E60 - Miscellaneous Expense							
001-0300-5608	Software - New & Renewals	1,272.00	1,272.00	0.00	1,272.00	100.00 %	
001-0300-5614	Copiers & Maintenance	3,168.00	3,168.00	234.19	414.32	13.08 %	
Category: E60 - Miscellaneous Expense Total:		4,440.00	4,440.00	234.19	1,686.32	37.98%	
Expense Total:		509,826.15	509,826.15	42,636.98	-7,756.04	-1.52%	
Department: 0300 - Court Surplus (Deficit):		233,593.85	233,593.85	-11,886.39	176,281.65	-57,312.20	24.53%
Department: 0400 - Parks							
Revenue							
Category: R60 - Miscellaneous Revenue							
001-0400-4600	Miscellaneous Revenue	0.00	0.00	0.00	2,333.67	0.00 %	
Category: R60 - Miscellaneous Revenue Total:		0.00	0.00	0.00	2,333.67	0.00%	
Category: R62 - Intergovernmental Tsfrs							
001-0400-4627	Xfer Designated Tax	593,834.00	593,834.00	49,486.00	-2.00	0.00 %	
001-0400-4629	Xfer Park 1/8 O & M	742,292.00	742,292.00	61,858.00	4.00	100.00 %	
Category: R62 - Intergovernmental Tsfrs Total:		1,336,126.00	1,336,126.00	111,344.00	1,336,128.00	2.00	0.00%
Category: R66 - Sale of Equipment							
001-0400-4900	Sale of Fixed Assets	0.00	2,120.00	0.00	2,120.02	100.00 %	
Category: R66 - Sale of Equipment Total:		0.00	2,120.00	0.00	2,120.02	0.02	0.00%
Revenue Total:		1,336,126.00	1,338,246.00	111,344.00	1,340,581.69	2,335.69	0.17%
Expense							
Category: E01 - Personnel Expense							
001-0400-5000	Salary Expense	409,938.00	409,938.00	31,715.21	395,988.96	13,949.04	3.40 %
001-0400-5001	Part Time Labor	30,000.00	30,000.00	0.00	6,633.61	23,366.39	77.89 %
001-0400-5005	SWB Reimbursement	184,986.00	184,986.00	15,415.50	184,986.00	0.00	0.00 %
001-0400-5010	Overtime Expense	7,000.00	7,000.00	0.00	8,113.74	-1,113.74	-15.91 %
001-0400-5020	FICA Expense	34,648.61	34,648.61	2,357.60	31,134.22	3,514.39	10.14 %
001-0400-5022	Unemployment Expense	900.00	900.00	0.00	331.46	568.54	63.17 %
001-0400-5025	Worker's Comp Expense	11,000.00	11,000.00	0.00	12,224.00	-1,224.00	-11.13 %
001-0400-5030	APERS Expense	63,555.99	63,555.99	4,828.41	61,837.74	1,718.25	2.70 %
001-0400-5040	Health Insurance Expense	83,322.78	83,322.78	8,265.05	77,952.57	5,370.21	6.45 %
001-0400-5050	Physical & Drug Screen Exp	1,050.00	1,050.00	0.00	419.75	630.25	60.02 %
001-0400-5055	Uniform Expense	500.00	500.00	1,342.10	3,060.76	-2,560.76	-512.15 %
001-0400-5057	Vehicle Allowance	6,000.00	6,000.00	0.00	5,076.94	923.06	15.38 %
001-0400-5060	Travel & Training Expense	10,400.00	10,400.00	2,320.00	9,153.63	1,246.37	11.98 %
Category: E01 - Personnel Expense Total:		843,301.38	843,301.38	66,243.87	796,913.38	46,388.00	5.50%
Category: E10 - Building & Grounds Exp							
001-0400-5120	Insurance - Property	1,526.00	3,226.00	0.00	3,168.59	57.41	1.78 %
001-0400-5145	Tools	2,000.00	2,000.00	71.69	2,126.50	-126.50	-6.33 %
Category: E10 - Building & Grounds Exp Total:		3,526.00	5,226.00	71.69	5,295.09	-69.09	-1.32%
Category: E20 - Vehicle Expense							
001-0400-5200	Fuel Expense	15,000.00	20,000.00	1,537.25	23,388.48	-3,388.48	-16.94 %
001-0400-5210	Service & Repair - Vehicle	10,000.00	4,500.00	0.00	0.00	4,500.00	100.00 %
001-0400-5225	Insurance Expense - Vehicle	5,000.00	5,133.39	0.00	5,187.58	-54.19	-1.06 %
Category: E20 - Vehicle Expense Total:		30,000.00	29,633.39	1,537.25	28,576.06	1,057.33	3.57%
Category: E30 - Supply Expense							
001-0400-5350	Postage Expense	100.00	600.00	0.00	266.69	333.31	55.55 %
Category: E30 - Supply Expense Total:		100.00	600.00	0.00	266.69	333.31	55.55%
Category: E40 - Operations Expense							
001-0400-5535	Sales Tax Expense	1,000.00	2,000.00	0.00	1,737.68	262.32	13.12 %
Category: E40 - Operations Expense Total:		1,000.00	2,000.00	0.00	1,737.68	262.32	13.12%

Budget Report

For Fiscal: 2022 Period Ending: 12/31/2022

	Original Total Budget	Current Total Budget	Period Activity	Fiscal Activity	Variance Favorable (Unfavorable)	Percent Remaining
Category: E55 - Professional Services						
001-0400-5550	Prof Services - Acctg & Audit	5,000.00	5,000.00	0.00	4,000.00	1,000.00 20.00 %
001-0400-5586	Prof Services - Other	30,000.00	33,550.00	4,674.93	35,309.93	-1,759.93 -5.25 %
	Category: E55 - Professional Services Total:	35,000.00	38,550.00	4,674.93	39,309.93	-759.93 -1.97%
Category: E60 - Miscellaneous Expense						
001-0400-5600	Miscellaneous Expense	0.00	0.00	0.00	77.73	-77.73 0.00 %
001-0400-5604	Hardware - New & Renewals	2,500.00	2,500.00	0.00	1,917.02	582.98 23.32 %
001-0400-5608	Software - New & Renewals	15,605.00	15,605.00	1,500.00	15,674.42	-69.42 -0.44 %
	Category: E60 - Miscellaneous Expense Total:	18,105.00	18,105.00	1,500.00	17,669.17	435.83 2.41%
Category: E72 - Bond Expense						
001-0400-5840	Principal for Loans	65,993.08	104,993.08	10,371.74	114,570.53	-9,577.45 -9.12 %
	Category: E72 - Bond Expense Total:	65,993.08	104,993.08	10,371.74	114,570.53	-9,577.45 -9.12%
Category: E80 - Fixed Assets						
001-0400-5808	Capital Assets - Vehicles	0.00	10,400.00	1,082.30	11,503.86	-1,103.86 -10.61 %
001-0400-5810	Fixed Assets - Equipment	0.00	15,000.00	-14,572.22	0.00	15,000.00 100.00 %
001-0400-5898	Capital Asset Contra	0.00	0.00	146,557.44	146,557.44	-146,557.44 0.00 %
	Category: E80 - Fixed Assets Total:	0.00	25,400.00	133,067.52	158,061.30	-132,661.30 -522.29%
Category: E85 - Interest Expense						
001-0400-5850	Interest Expense	1,038.88	4,938.88	480.07	5,378.74	-439.86 -8.91 %
	Category: E85 - Interest Expense Total:	1,038.88	4,938.88	480.07	5,378.74	-439.86 -8.91%
	Expense Total:	998,064.34	1,072,747.73	217,947.07	1,167,778.57	-95,030.84 -8.86%
	Department: 0400 - Parks Surplus (Deficit):	338,061.66	265,498.27	-106,603.07	172,803.12	-92,695.15 34.91%
Department: 0410 - Parks - Mills Park & Pool						
Revenue						
Category: R50 - Sale of Services						
001-0410-4500	Mills Pool-Admin/Concessions	6,000.00	6,000.00	0.00	168.00	-5,832.00 97.20 %
001-0410-4532	Admissions	59,000.00	59,000.00	0.00	68,344.50	9,344.50 115.84 %
001-0410-4534	Pavillion Fees	6,000.00	6,000.00	0.00	11,300.00	5,300.00 188.33 %
	Category: R50 - Sale of Services Total:	71,000.00	71,000.00	0.00	79,812.50	8,812.50 12.41%
	Revenue Total:	71,000.00	71,000.00	0.00	79,812.50	8,812.50 12.41%
Expense						
Category: E01 - Personnel Expense						
001-0410-5001	Part Time Labor	23,000.00	31,300.00	0.00	30,769.87	530.13 1.69 %
001-0410-5020	FICA Expense	1,759.50	2,359.50	0.00	2,353.93	5.57 0.24 %
001-0410-5022	Unemployment Expense	0.00	10.00	0.00	0.18	9.82 98.20 %
	Category: E01 - Personnel Expense Total:	24,759.50	33,669.50	0.00	33,123.98	545.52 1.62%
Category: E10 - Building & Grounds Exp						
001-0410-5102	Repairs & Maint - Building	2,000.00	2,000.00	238.41	238.41	1,761.59 88.08 %
001-0410-5104	Repairs & Maint - Grounds	13,000.00	13,000.00	32.37	1,409.30	11,590.70 89.16 %
001-0410-5105	Repairs & Maint - Pool	5,000.00	12,000.00	289.21	11,452.75	547.25 4.56 %
001-0410-5110	Utilities - Electric	7,000.00	7,000.00	662.25	9,588.53	-2,588.53 -36.98 %
001-0410-5111	Utilities - Gas	150.00	150.00	11.37	147.65	2.35 1.57 %
001-0410-5112	Utilities - Water	1,500.00	1,500.00	311.37	5,996.78	-4,496.78 -299.79 %
001-0410-5115	Com Exp - Tel Landline.Interne	0.00	1,620.00	179.52	1,852.72	-232.72 -14.37 %
001-0410-5120	Insurance - Property	500.00	500.00	0.00	567.26	-67.26 -13.45 %
	Category: E10 - Building & Grounds Exp Total:	29,150.00	37,770.00	1,724.50	31,253.40	6,516.60 17.25%
Category: E30 - Supply Expense						
001-0410-5308	Supplies - Concession	3,500.00	3,500.00	0.00	16.59	3,483.41 99.53 %
001-0410-5328	Supplies - Pools	12,000.00	12,000.00	0.00	13,075.65	-1,075.65 -8.96 %
	Category: E30 - Supply Expense Total:	15,500.00	15,500.00	0.00	13,092.24	2,407.76 15.53%

	Original Total Budget	Current Total Budget	Period Activity	Fiscal Activity	Variance Favorable (Unfavorable)	Percent Remaining
Category: E80 - Fixed Assets						
001-0410-5816 Capital Assets - Infrastructure	0.00	375,000.00	-16,178.25	0.00	375,000.00	100.00 %
Category: E80 - Fixed Assets Total:	0.00	375,000.00	-16,178.25	0.00	375,000.00	100.00%
Expense Total:	69,409.50	461,939.50	-14,453.75	77,469.62	384,469.88	83.23%
Department: 0410 - Parks - Mills Park & Pool Surplus (Deficit):	1,590.50	-390,939.50	14,453.75	2,342.88	393,282.38	100.60%
Department: 0420 - Parks - Midland						
Revenue						
Category: R74 - Sponsorships						
001-0420-4740 User Agre Fees/Sponsors	24,000.00	74,000.00	0.00	81,325.00	7,325.00	109.90 %
Category: R74 - Sponsorships Total:	24,000.00	74,000.00	0.00	81,325.00	7,325.00	9.90%
Revenue Total:	24,000.00	74,000.00	0.00	81,325.00	7,325.00	9.90%
Expense						
Category: E10 - Building & Grounds Exp						
001-0420-5104 Repairs & Maint - Grounds	29,000.00	29,000.00	382.01	30,567.83	-1,567.83	-5.41 %
001-0420-5110 Utilities - Electric	18,744.00	18,744.00	1,624.20	14,570.93	4,173.07	22.26 %
001-0420-5112 Utilities - Water	1,380.00	1,380.00	118.57	1,418.33	-38.33	-2.78 %
Category: E10 - Building & Grounds Exp Total:	49,124.00	49,124.00	2,124.78	46,557.09	2,566.91	5.23%
Category: E80 - Fixed Assets						
001-0420-5816 Capital Assets - Infrastructure	0.00	351,800.00	0.00	351,746.25	53.75	0.02 %
Category: E80 - Fixed Assets Total:	0.00	351,800.00	0.00	351,746.25	53.75	0.02%
Expense Total:	49,124.00	400,924.00	2,124.78	398,303.34	2,620.66	0.65%
Department: 0420 - Parks - Midland Surplus (Deficit):	-25,124.00	-326,924.00	-2,124.78	-316,978.34	9,945.66	3.04%
Department: 0430 - Parks - Bishop						
Revenue						
Category: R30 - Membership Fees						
001-0430-4300 Membership Family	335,000.00	335,000.00	11,773.00	166,454.55	-168,545.45	50.31 %
001-0430-4304 Membership Silver Sneakers	35,000.00	35,000.00	3,637.00	48,176.10	13,176.10	137.65 %
Category: R30 - Membership Fees Total:	370,000.00	370,000.00	15,410.00	214,630.65	-155,369.35	41.99%
Category: R33 - Rental Fees						
001-0430-4332 Equipment Rental	80,545.00	44,545.00	2,140.00	36,870.00	-7,675.00	17.23 %
001-0430-4340 Room Rental Party Room	15,000.00	15,000.00	150.00	17,320.00	2,320.00	115.47 %
001-0430-4350 Use Agreement Fees	26,450.00	26,450.00	300.00	32,595.00	6,145.00	123.23 %
001-0430-4354 Tournaments	65,000.00	65,000.00	0.00	45,234.00	-19,766.00	30.41 %
Category: R33 - Rental Fees Total:	186,995.00	150,995.00	2,590.00	132,019.00	-18,976.00	12.57%
Category: R36 - Park Program Fees						
001-0430-4364 Basketball	63,000.00	63,000.00	-3,336.00	63,347.00	347.00	100.55 %
001-0430-4366 BASS Swim Program	38,000.00	38,000.00	40.00	20,006.40	-17,993.60	47.35 %
001-0430-4382 Pool Swim Lessons	55,000.00	55,000.00	3,565.80	63,877.80	8,877.80	116.14 %
Category: R36 - Park Program Fees Total:	156,000.00	156,000.00	269.80	147,231.20	-8,768.80	5.62%
Category: R50 - Sale of Services						
001-0430-4500 Concessions - Bishop	75,000.00	45,000.00	3,410.50	48,543.55	3,543.55	107.87 %
001-0430-4514 Daily Admissions Adults	35,000.00	35,000.00	3,410.00	40,974.20	5,974.20	117.07 %
001-0430-4530 Merchandise Sales	10,000.00	10,000.00	9.00	647.00	-9,353.00	93.53 %
001-0430-4534 Red Cross Programs	12,000.00	12,000.00	975.00	10,220.00	-1,780.00	14.83 %
Category: R50 - Sale of Services Total:	132,000.00	102,000.00	7,804.50	100,384.75	-1,615.25	1.58%
Category: R60 - Miscellaneous Revenue						
001-0430-4600 Miscellaneous Revenue	5,000.00	5,000.00	109.41	7,304.07	2,304.07	146.08 %
Category: R60 - Miscellaneous Revenue Total:	5,000.00	5,000.00	109.41	7,304.07	2,304.07	46.08%
Category: R74 - Sponsorships						
001-0430-4740 User Agre Fees/Sponsors	98,500.00	98,500.00	0.00	64,777.21	-33,722.79	34.24 %
Category: R74 - Sponsorships Total:	98,500.00	98,500.00	0.00	64,777.21	-33,722.79	34.24%
Revenue Total:	948,495.00	882,495.00	26,183.71	666,346.88	-216,148.12	24.49%

Budget Report

For Fiscal: 2022 Period Ending: 12/31/2022

		Original Total Budget	Current Total Budget	Period Activity	Fiscal Activity	Variance Favorable (Unfavorable)	Percent Remaining
Expense							
Category: E01 - Personnel Expense							
001-0430-5000	Salary Expense	380,569.00	380,569.00	29,557.62	369,810.63	10,758.37	2.83 %
001-0430-5001	Part Time Labor	185,000.00	194,000.00	17,891.90	261,430.10	-67,430.10	-34.76 %
001-0430-5010	Overtime Expense	5,000.00	5,000.00	548.91	8,031.65	-3,031.65	-60.63 %
001-0430-5020	FICA Expense	43,647.95	43,647.95	3,710.01	50,622.16	-6,974.21	-15.98 %
001-0430-5022	Unemployment Expense	1,540.00	1,540.00	45.71	1,265.89	274.11	17.80 %
001-0430-5025	Worker's Comp Expense	4,200.00	4,200.00	0.00	4,667.46	-467.46	-11.13 %
001-0430-5030	APERS Expense	58,750.17	58,750.17	4,581.92	57,643.04	1,107.13	1.88 %
001-0430-5040	Health Insurance Expense	52,971.96	52,971.96	5,747.79	50,504.57	2,467.39	4.66 %
001-0430-5050	Physical & Drug Screen Exp	1,200.00	1,200.00	275.97	1,812.32	-612.32	-51.03 %
001-0430-5055	Uniform Expense	4,000.00	4,000.00	54.69	2,034.27	1,965.73	49.14 %
Category: E01 - Personnel Expense Total:		736,879.08	745,879.08	62,414.52	807,822.09	-61,943.01	-8.30%
Category: E10 - Building & Grounds Exp							
001-0430-5102	Repairs & Maint - Building	55,400.00	55,400.00	17,206.88	55,479.02	-79.02	-0.14 %
001-0430-5104	Repairs & Maint - Grounds	78,000.00	78,000.00	202.08	63,554.83	14,445.17	18.52 %
001-0430-5105	Repairs & Maint - Pool	55,000.00	155,000.00	9,481.76	153,613.85	1,386.15	0.89 %
001-0430-5106	Repairs & Maint - Splash Pad	7,000.00	7,000.00	0.00	107.46	6,892.54	98.46 %
001-0430-5110	Utilities - Electric	220,000.00	264,000.00	20,812.44	284,473.23	-20,473.23	-7.76 %
001-0430-5111	Utilities - Gas	38,000.00	53,000.00	4,166.52	57,203.04	-4,203.04	-7.93 %
001-0430-5112	Utilities - Water	8,984.00	8,984.00	406.28	6,870.56	2,113.44	23.52 %
001-0430-5115	Com Exp - Tel Landline.Interne	21,804.00	21,804.00	2,303.59	26,380.56	-4,576.56	-20.99 %
001-0430-5116	Communication Exp - Cellular	6,240.00	6,240.00	517.56	6,220.18	19.82	0.32 %
001-0430-5120	Insurance - Property	38,230.00	38,230.00	0.00	49,199.12	-10,969.12	-28.69 %
001-0430-5130	Sanitation	34,500.00	34,500.00	5,865.11	44,879.18	-10,379.18	-30.08 %
001-0430-5140	Supplies - B&G	2,000.00	2,000.00	1,406.91	2,283.43	-283.43	-14.17 %
001-0430-5142	Janitorial Supplies and Main	25,000.00	25,000.00	1,258.12	26,606.71	-1,606.71	-6.43 %
Category: E10 - Building & Grounds Exp Total:		590,158.00	749,158.00	63,627.25	776,871.17	-27,713.17	-3.70%
Category: E20 - Vehicle Expense							
001-0430-5212	Service & Repair - Equipment	35,000.00	20,000.00	2,271.43	18,281.02	1,718.98	8.59 %
Category: E20 - Vehicle Expense Total:		35,000.00	20,000.00	2,271.43	18,281.02	1,718.98	8.59%
Category: E30 - Supply Expense							
001-0430-5300	Supplies - Office	2,500.00	2,500.00	136.35	3,561.53	-1,061.53	-42.46 %
001-0430-5308	Supplies - Concession	60,000.00	42,000.00	213.00	42,379.32	-379.32	-0.90 %
001-0430-5330	Supplies - Park Programs	14,000.00	14,000.00	360.68	16,687.94	-2,687.94	-19.20 %
001-0430-5332	Supplies - Resale Merchandise	6,000.00	6,000.00	0.00	963.32	5,036.68	83.94 %
Category: E30 - Supply Expense Total:		82,500.00	64,500.00	710.03	63,592.11	907.89	1.41%
Category: E40 - Operations Expense							
001-0430-5460	BASS Program Expense	12,000.00	12,000.00	1,354.39	9,576.58	2,423.42	20.20 %
001-0430-5461	Aquatic Program Expense	6,000.00	6,000.00	154.20	7,008.82	-1,008.82	-16.81 %
001-0430-5475	Credit Card Fees	9,780.00	9,780.00	900.07	10,266.73	-486.73	-4.98 %
001-0430-5480	Dues & Subscriptions	1,843.40	1,843.40	0.00	2,201.88	-358.48	-19.45 %
001-0430-5485	Inspections & Monitoring	3,900.00	4,900.00	3,569.60	3,992.85	907.15	18.51 %
Category: E40 - Operations Expense Total:		33,523.40	34,523.40	5,978.26	33,046.86	1,476.54	4.28%
Category: E55 - Professional Services							
001-0430-5553	Prof Services - Advertising	3,500.00	3,500.00	390.81	1,221.34	2,278.66	65.10 %
001-0430-5585	Prof Services - Basketball	38,000.00	38,000.00	9,488.42	36,639.81	1,360.19	3.58 %
001-0430-5586	Prof Services - Other	87,000.00	57,000.00	18,916.82	81,075.70	-24,075.70	-42.24 %
001-0430-5587	Prof Services - Aerobic Instr	62,220.00	26,220.00	2,020.00	22,850.00	3,370.00	12.85 %
001-0430-5589	Prof Services - Printing	5,000.00	5,000.00	296.67	1,458.34	3,541.66	70.83 %
Category: E55 - Professional Services Total:		195,720.00	129,720.00	31,112.72	143,245.19	-13,525.19	-10.43%
Category: E80 - Fixed Assets							
001-0430-5810	Fixed Assets - Equipment	0.00	3,200.00	-3,200.00	0.00	3,200.00	100.00 %

Budget Report

For Fiscal: 2022 Period Ending: 12/31/2022

	Original Total Budget	Current Total Budget	Period Activity	Fiscal Activity	Variance Favorable (Unfavorable)	Percent Remaining
001-0430-5816 Capital Assets - Infrastructure	0.00	94,225.00	-86,036.38	0.00	94,225.00	100.00 %
Category: E80 - Fixed Assets Total:	0.00	97,425.00	-89,236.38	0.00	97,425.00	100.00%
Expense Total:	1,673,780.48	1,841,205.48	76,877.83	1,842,858.44	-1,652.96	-0.09%
Department: 0430 - Parks - Bishop Surplus (Deficit):	-725,285.48	-958,710.48	-50,694.12	-1,176,511.56	-217,801.08	-22.72%
Department: 0440 - Parks - Alcoa						
Revenue						
Category: R36 - Park Program Fees						
001-0440-4260 Parks Rental	1,000.00	1,000.00	65.00	905.00	-95.00	9.50 %
Category: R36 - Park Program Fees Total:	1,000.00	1,000.00	65.00	905.00	-95.00	9.50%
Category: R60 - Miscellaneous Revenue						
001-0440-4600 Miscellaneous Revenue	0.00	0.00	212,898.04	212,898.04	212,898.04	0.00 %
Category: R60 - Miscellaneous Revenue Total:	0.00	0.00	212,898.04	212,898.04	212,898.04	0.00%
Category: R74 - Sponsorships						
001-0440-4740 User Agre Fees/Sponsors	5,000.00	5,000.00	0.00	900.00	-4,100.00	82.00 %
Category: R74 - Sponsorships Total:	5,000.00	5,000.00	0.00	900.00	-4,100.00	82.00%
Revenue Total:	6,000.00	6,000.00	212,963.04	214,703.04	208,703.04	3,478.38%
Expense						
Category: E10 - Building & Grounds Exp						
001-0440-5104 Repairs & Maint - Grounds	15,000.00	15,000.00	0.00	6,735.01	8,264.99	55.10 %
001-0440-5110 Utilities - Electric	3,500.00	3,500.00	492.29	9,009.56	-5,509.56	-157.42 %
001-0440-5112 Utilities - Water	1,056.00	1,056.00	73.11	908.12	147.88	14.00 %
Category: E10 - Building & Grounds Exp Total:	19,556.00	19,556.00	565.40	16,652.69	2,903.31	14.85%
Category: E80 - Fixed Assets						
001-0440-5816 Capital Assets - Infrastructure	0.00	142,000.00	125,415.00	212,898.04	-70,898.04	-49.93 %
Category: E80 - Fixed Assets Total:	0.00	142,000.00	125,415.00	212,898.04	-70,898.04	-49.93%
Expense Total:	19,556.00	161,556.00	125,980.40	229,550.73	-67,994.73	-42.09%
Department: 0440 - Parks - Alcoa Surplus (Deficit):	-13,556.00	-155,556.00	86,982.64	-14,847.69	140,708.31	90.46%
Department: 0450 - Parks - Ashley						
Revenue						
Category: R36 - Park Program Fees						
001-0450-4260 Parks Rental	5,000.00	5,000.00	0.00	6,065.00	1,065.00	121.30 %
Category: R36 - Park Program Fees Total:	5,000.00	5,000.00	0.00	6,065.00	1,065.00	21.30%
Revenue Total:	5,000.00	5,000.00	0.00	6,065.00	1,065.00	21.30%
Expense						
Category: E10 - Building & Grounds Exp						
001-0450-5104 Repairs & Maint - Grounds	7,000.00	7,000.00	21.95	1,182.09	5,817.91	83.11 %
001-0450-5110 Utilities - Electric	4,000.00	4,000.00	0.00	0.00	4,000.00	100.00 %
Category: E10 - Building & Grounds Exp Total:	11,000.00	11,000.00	21.95	1,182.09	9,817.91	89.25%
Expense Total:	11,000.00	11,000.00	21.95	1,182.09	9,817.91	89.25%
Department: 0450 - Parks - Ashley Surplus (Deficit):	-6,000.00	-6,000.00	-21.95	4,882.91	10,882.91	181.38%
Department: 0500 - Fire						
Revenue						
Category: R15 - Taxes - Property						
001-0500-4156 Fire Rescue Funds	700.00	700.00	0.00	0.00	-700.00	100.00 %
Category: R15 - Taxes - Property Total:	700.00	700.00	0.00	0.00	-700.00	100.00%
Category: R33 - Rental Fees						
001-0500-4350 Use Agreement Fees	0.00	18,000.00	3,080.00	15,400.00	-2,600.00	14.44 %
Category: R33 - Rental Fees Total:	0.00	18,000.00	3,080.00	15,400.00	-2,600.00	14.44%
Category: R60 - Miscellaneous Revenue						
001-0500-4600 Miscellaneous Revenue	250.00	250.00	262.05	4,231.53	3,981.53	1,692.61 %
Category: R60 - Miscellaneous Revenue Total:	250.00	250.00	262.05	4,231.53	3,981.53	1,592.61%

	Original Total Budget	Current Total Budget	Period Activity	Fiscal Activity	Variance Favorable (Unfavorable)	Percent Remaining
Category: R62 - Intergovernmental Tsfrs						
001-0500-4627	Xfer Designated Tax	1,484,584.00	1,484,584.00	123,715.00	1,484,580.00	-4.00 0.00 %
001-0500-4629	Xfer Fire Special Tax	2,226,876.00	2,226,876.00	185,573.00	2,226,876.00	0.00 0.00 %
Category: R62 - Intergovernmental Tsfrs Total:		3,711,460.00	3,711,460.00	309,288.00	3,711,456.00	-4.00 0.00%
Category: R66 - Sale of Equipment						
001-0500-4900	Sale of Fixed Assets	0.00	0.00	0.00	21,900.00	21,900.00 0.00 %
Category: R66 - Sale of Equipment Total:		0.00	0.00	0.00	21,900.00	21,900.00 0.00%
Revenue Total:		3,712,410.00	3,730,410.00	312,630.05	3,752,987.53	22,577.53 0.61%
Expense						
Category: E01 - Personnel Expense						
001-0500-5000	Salary Expense	2,585,691.44	2,585,691.44	185,193.80	2,322,037.22	263,654.22 10.20 %
001-0500-5005	SWB Reimbursement	184,986.00	184,986.00	15,415.50	184,986.00	0.00 0.00 %
001-0500-5010	Overtime Expense	234,514.55	234,514.55	22,267.72	282,649.82	-48,135.27 -20.53 %
001-0500-5020	FICA Expense	43,915.17	43,915.17	3,169.29	39,676.65	4,238.52 9.65 %
001-0500-5022	Unemployment Expense	3,000.00	3,000.00	0.00	1,616.19	1,383.81 46.13 %
001-0500-5025	Worker's Comp Expense	62,000.00	62,000.00	0.00	57,497.42	4,502.58 7.26 %
001-0500-5030	APERS Expense	7,467.72	7,467.72	573.51	6,494.79	972.93 13.03 %
001-0500-5035	LOPFI Expense	651,293.37	651,293.37	48,551.85	604,687.25	46,606.12 7.16 %
001-0500-5036	LOPFI Perm Advance	-170,000.00	-170,000.00	0.00	-239,519.24	69,519.24 -40.89 %
001-0500-5040	Health Insurance Expense	440,880.12	440,880.12	43,453.87	414,144.91	26,735.21 6.06 %
001-0500-5050	Physical & Drug Screen Exp	7,000.00	7,000.00	0.00	1,583.65	5,416.35 77.38 %
001-0500-5055	Uniform Expense	20,000.00	20,000.00	4,395.64	19,099.21	900.79 4.50 %
001-0500-5060	Travel & Training Expense	23,000.00	23,000.00	0.00	24,406.22	-1,406.22 -6.11 %
001-0500-5061	Training Aids	12,500.00	12,500.00	127.41	2,932.59	9,567.41 76.54 %
Category: E01 - Personnel Expense Total:		4,106,248.37	4,106,248.37	323,148.59	3,722,292.68	383,955.69 9.35%
Category: E10 - Building & Grounds Exp						
001-0500-5102	Repairs & Maint - Building	35,000.00	59,133.18	2,300.06	33,775.98	25,357.20 42.88 %
001-0500-5110	Utilities - Electric	39,900.00	39,900.00	4,170.53	55,647.62	-15,747.62 -39.47 %
001-0500-5111	Utilities - Gas	5,500.00	5,500.00	642.65	7,369.16	-1,869.16 -33.98 %
001-0500-5112	Utilities - Water	7,000.00	7,000.00	395.68	6,012.90	987.10 14.10 %
001-0500-5115	Com Exp - Tel Landline.Interne	27,927.96	27,927.96	2,923.52	26,670.40	1,257.56 4.50 %
001-0500-5116	Communication Exp - Cellular	9,780.00	9,780.00	780.51	9,375.99	404.01 4.13 %
001-0500-5120	Insurance - Property	29,076.00	29,076.00	0.00	22,999.06	6,076.94 20.90 %
001-0500-5130	Sanitation	2,900.00	2,900.00	421.27	3,237.73	-337.73 -11.65 %
001-0500-5141	Pest/Chem/Seed/Fert	2,000.00	2,000.00	287.01	1,460.23	539.77 26.99 %
001-0500-5142	Janitorial Supplies and Main	13,500.00	13,500.00	2,448.25	15,179.23	-1,679.23 -12.44 %
001-0500-5145	Tools	2,200.00	2,200.00	48.32	2,408.88	-208.88 -9.49 %
Category: E10 - Building & Grounds Exp Total:		174,783.96	198,917.14	14,417.80	184,137.18	14,779.96 7.43%
Category: E20 - Vehicle Expense						
001-0500-5200	Fuel Expense	33,000.00	41,000.00	4,117.30	56,160.73	-15,160.73 -36.98 %
001-0500-5210	Service & Repair - Vehicle	9,700.00	9,700.00	1,335.11	3,637.82	6,062.18 62.50 %
001-0500-5212	Service & Repair - Equipment	3,000.00	3,000.00	487.92	4,506.13	-1,506.13 -50.20 %
001-0500-5216	Service & Repair - Apparatus	42,000.00	42,000.00	4,907.08	40,062.50	1,937.50 4.61 %
001-0500-5218	Tire Expense	7,000.00	14,348.60	0.00	14,646.64	-298.04 -2.08 %
001-0500-5225	Insurance Expense - Vehicle	23,000.00	22,998.46	0.00	19,446.15	3,552.31 15.45 %
001-0500-5230	Radios	5,500.00	5,500.00	950.00	3,468.71	2,031.29 36.93 %
Category: E20 - Vehicle Expense Total:		123,200.00	138,547.06	11,797.41	141,928.68	-3,381.62 -2.44%
Category: E30 - Supply Expense						
001-0500-5300	Supplies - Office	3,250.00	3,250.00	1,326.59	2,725.17	524.83 16.15 %
001-0500-5302	Supplies - Kitchen	1,200.00	1,200.00	257.34	1,286.89	-86.89 -7.24 %
001-0500-5306	Supplies - Food Allowance	43,800.00	43,800.00	8,595.40	43,287.07	512.93 1.17 %
001-0500-5318	Supplies - Foam	1,500.00	1,500.00	0.00	1,461.34	38.66 2.58 %
001-0500-5320	Supplies - Hazardous Mat'l	2,000.00	2,000.00	672.30	2,845.75	-845.75 -42.29 %
001-0500-5323	Material and Maint	50,420.00	149,040.00	22,788.08	23,614.54	125,425.46 84.16 %
001-0500-5350	Postage Expense	150.00	650.00	186.83	546.04	103.96 15.99 %
Category: E30 - Supply Expense Total:		102,320.00	201,440.00	33,826.54	75,766.80	125,673.20 62.39%

Budget Report

For Fiscal: 2022 Period Ending: 12/31/2022

	Original Total Budget	Current Total Budget	Period Activity	Fiscal Activity	Variance Favorable (Unfavorable)	Percent Remaining
Category: E40 - Operations Expense						
001-0500-5480 Dues & Subscriptions	1,000.00	1,000.00	0.00	266.00	734.00	73.40 %
001-0500-5530 Safety Program	13,000.00	13,000.00	282.16	10,597.17	2,402.83	18.48 %
Category: E40 - Operations Expense Total:	14,000.00	14,000.00	282.16	10,863.17	3,136.83	22.41%
Category: E55 - Professional Services						
001-0500-5553 Prof Services - Advertising	1,000.00	1,000.00	0.00	319.80	680.20	68.02 %
001-0500-5574 Prof Services - GIS	600.00	600.00	0.00	1,559.79	-959.79	-159.97 %
001-0500-5589 Prof Services - Printing	500.00	500.00	0.00	0.00	500.00	100.00 %
Category: E55 - Professional Services Total:	2,100.00	2,100.00	0.00	1,879.59	220.41	10.50%
Category: E60 - Miscellaneous Expense						
001-0500-5604 Hardware - New & Renewals	11,100.00	3,100.00	0.00	136.38	2,963.62	95.60 %
001-0500-5608 Software - New & Renewals	2,425.00	2,425.00	0.00	2,823.26	-398.26	-16.42 %
Category: E60 - Miscellaneous Expense Total:	13,525.00	5,525.00	0.00	2,959.64	2,565.36	46.43%
Category: E72 - Bond Expense						
001-0500-5840 Principal for Loans	169,696.51	169,696.51	14,284.92	169,696.50	0.01	0.00 %
Category: E72 - Bond Expense Total:	169,696.51	169,696.51	14,284.92	169,696.50	0.01	0.00%
Category: E80 - Fixed Assets						
001-0500-5808 Fixed Assets - Vehicles	0.00	6,125.00	714.36	5,922.16	202.84	3.31 %
001-0500-5816 Capital Assets - Infrastructure	0.00	24,000.00	0.00	19,777.57	4,222.43	17.59 %
Category: E80 - Fixed Assets Total:	0.00	30,125.00	714.36	25,699.73	4,425.27	14.69%
Category: E85 - Interest Expense						
001-0500-5850 Interest Expense	2,671.40	2,671.40	79.07	2,671.41	-0.01	0.00 %
Category: E85 - Interest Expense Total:	2,671.40	2,671.40	79.07	2,671.41	-0.01	0.00%
Expense Total:	4,708,545.24	4,869,270.48	398,550.85	4,337,895.38	531,375.10	10.91%
Department: 0500 - Fire Surplus (Deficit):	-996,135.24	-1,138,860.48	-85,920.80	-584,907.85	553,952.63	48.64%
Department: 0510 - Fire - Springhill Vol						
Revenue						
Category: R15 - Taxes - Property						
001-0510-4153 Springhill VFD Assessment	0.00	55,000.00	4,592.81	52,888.58	-2,111.42	3.84 %
Category: R15 - Taxes - Property Total:	0.00	55,000.00	4,592.81	52,888.58	-2,111.42	3.84%
Revenue Total:	0.00	55,000.00	4,592.81	52,888.58	-2,111.42	3.84%
Expense						
Category: E30 - Supply Expense						
001-0510-5323 Material and Maint	63,620.00	59,626.71	1,184.45	18,754.03	40,872.68	68.55 %
Category: E30 - Supply Expense Total:	63,620.00	59,626.71	1,184.45	18,754.03	40,872.68	68.55%
Expense Total:	63,620.00	59,626.71	1,184.45	18,754.03	40,872.68	68.55%
Department: 0510 - Fire - Springhill Vol Surplus (Deficit):	-63,620.00	-4,626.71	3,408.36	34,134.55	38,761.26	837.77%
Department: 0600 - Police						
Revenue						
Category: R40 - Fines & Forfeitures						
001-0600-4422 Intoximeter Revenue	780.00	780.00	67.14	805.68	25.68	103.29 %
Category: R40 - Fines & Forfeitures Total:	780.00	780.00	67.14	805.68	25.68	3.29%
Category: R60 - Miscellaneous Revenue						
001-0600-4600 Miscellaneous Revenue	12,000.00	12,000.00	53,812.31	804,806.01	792,806.01	6,706.72 %
Category: R60 - Miscellaneous Revenue Total:	12,000.00	12,000.00	53,812.31	804,806.01	792,806.01	6,606.72%
Category: R62 - Intergovernmental Tsfrs						
001-0600-4627 Xfer Designated Tax	1,484,584.00	1,484,584.00	123,715.00	1,484,580.00	-4.00	0.00 %
Category: R62 - Intergovernmental Tsfrs Total:	1,484,584.00	1,484,584.00	123,715.00	1,484,580.00	-4.00	0.00%
Category: R66 - Sale of Equipment						
001-0600-4900 Sale of Fixed Assets	25,000.00	25,000.00	0.00	0.00	-25,000.00	100.00 %
Category: R66 - Sale of Equipment Total:	25,000.00	25,000.00	0.00	0.00	-25,000.00	100.00%

Budget Report

For Fiscal: 2022 Period Ending: 12/31/2022

	Original Total Budget	Current Total Budget	Period Activity	Fiscal Activity	Variance Favorable (Unfavorable)	Percent Remaining
Category: R68 - Donation Revenue						
001-0600-4680	Donation Revenue	0.00	0.00	0.00	8,800.00	8,800.00 0.00 %
Category: R68 - Donation Revenue Total:		0.00	0.00	0.00	8,800.00	8,800.00 0.00%
Category: R70 - Grant Revenue						
001-0600-4700	Grant - Police DUI/Step	26,700.00	26,700.00	815.06	23,102.93	-3,597.07 13.47 %
001-0600-4702	Grant - Body Armor	4,500.00	4,500.00	0.00	0.00	-4,500.00 100.00 %
001-0600-4704	Grant - JAG Equip	2,500.00	2,500.00	0.00	0.00	-2,500.00 100.00 %
Category: R70 - Grant Revenue Total:		33,700.00	33,700.00	815.06	23,102.93	-10,597.07 31.45%
Revenue Total:		1,556,064.00	1,556,064.00	178,409.51	2,322,094.62	766,030.62 49.23%
Expense						
Category: E01 - Personnel Expense						
001-0600-5000	Salary Expense	2,172,416.61	2,172,416.61	-20,721.71	2,166,479.67	5,936.94 0.27 %
001-0600-5005	SWB Reimbursement	184,986.00	184,986.00	15,415.50	184,986.00	0.00 0.00 %
001-0600-5010	Overtime Expense	65,000.00	65,000.00	-2,480.36	64,976.47	23.53 0.04 %
001-0600-5020	FICA Expense	171,162.38	171,162.38	-2,033.72	169,472.95	1,689.43 0.99 %
001-0600-5022	Unemployment Expense	2,460.00	2,460.00	35.59	1,556.01	903.99 36.75 %
001-0600-5025	Worker's Comp Expense	17,000.00	17,000.00	0.00	14,589.34	2,410.66 14.18 %
001-0600-5030	APERS Expense	12,106.54	12,106.54	965.13	12,102.79	3.75 0.03 %
001-0600-5035	LOPFI Expense	507,720.15	507,720.15	41,611.04	510,943.60	-3,223.45 -0.63 %
001-0600-5036	LOPFI Prem Advance	-155,000.00	-155,000.00	0.00	-183,187.12	28,187.12 -18.19 %
001-0600-5040	Health Insurance Expense	370,499.16	370,499.16	36,406.26	345,496.20	25,002.96 6.75 %
001-0600-5050	Physical & Drug Screen Exp	3,000.00	3,000.00	137.99	2,484.99	515.01 17.17 %
001-0600-5055	Uniform Expense	16,000.00	16,000.00	976.78	13,233.33	2,766.67 17.29 %
001-0600-5056	Uniform Expenses - PR Benefit	15,500.00	15,500.00	0.00	12,150.00	3,350.00 21.61 %
001-0600-5057	Uniform Expense - New Officer	15,000.00	15,000.00	1,953.84	18,546.22	-3,546.22 -23.64 %
001-0600-5060	Travel & Training Expense	28,000.00	28,000.00	0.00	25,404.30	2,595.70 9.27 %
001-0600-5061	Training Aids	3,000.00	3,000.00	0.00	1,619.30	1,380.70 46.02 %
001-0600-5065	First Aid Expense	500.00	500.00	0.00	34.07	465.93 93.19 %
Category: E01 - Personnel Expense Total:		3,429,350.84	3,429,350.84	72,266.34	3,360,888.12	68,462.72 2.00%
Category: E10 - Building & Grounds Exp						
001-0600-5102	Repairs & Maint - Building	15,000.00	27,233.19	2,628.33	27,889.85	-656.66 -2.41 %
001-0600-5110	Utilities - Electric	13,992.00	13,992.00	1,164.55	15,631.16	-1,639.16 -11.71 %
001-0600-5111	Utilities - Gas	1,100.00	1,100.00	258.04	1,424.45	-324.45 -29.50 %
001-0600-5112	Utilities - Water	1,600.00	1,600.00	158.59	1,500.75	99.25 6.20 %
001-0600-5115	Com Exp - Tel Landline.Interne	27,328.92	27,328.92	1,324.47	18,589.31	8,739.61 31.98 %
001-0600-5116	Communication Exp - Cellular	47,580.00	47,845.00	3,792.70	47,891.12	-46.12 -0.10 %
001-0600-5120	Insurance - Property	4,733.00	4,733.00	0.00	13,599.39	-8,866.39 -187.33 %
001-0600-5130	Sanitation	780.00	780.00	106.56	896.45	-116.45 -14.93 %
001-0600-5142	Janitorial Supplies and Main	5,000.00	5,000.00	523.93	5,379.67	-379.67 -7.59 %
Category: E10 - Building & Grounds Exp Total:		117,113.92	129,612.11	9,957.17	132,802.15	-3,190.04 -2.46%
Category: E20 - Vehicle Expense						
001-0600-5200	Fuel Expense	120,000.00	186,000.00	15,818.19	220,642.49	-34,642.49 -18.62 %
001-0600-5210	Service & Repair - Vehicle	50,000.00	52,590.60	9,610.84	75,106.78	-22,516.18 -42.81 %
001-0600-5212	Service & Repair - Equipment	1,500.00	1,500.00	0.00	1,313.11	186.89 12.46 %
001-0600-5213	Equipment Repairs	3,000.00	3,000.00	0.00	1,532.33	1,467.67 48.92 %
001-0600-5214	Service & Repair - Heavy Equip	750.00	750.00	0.00	0.00	750.00 100.00 %
001-0600-5218	Tire Expense	15,000.00	15,000.00	272.65	12,182.23	2,817.77 18.79 %
001-0600-5225	Insurance Expense - Vehicle	25,000.00	25,474.76	0.00	21,515.53	3,959.23 15.54 %
001-0600-5230	Radios	5,000.00	7,877.66	3,767.00	6,644.66	1,233.00 15.65 %
001-0600-5245	Narcotics Rental	30,000.00	30,000.00	0.00	0.00	30,000.00 100.00 %
Category: E20 - Vehicle Expense Total:		250,250.00	322,193.02	29,468.68	338,937.13	-16,744.11 -5.20%
Category: E30 - Supply Expense						
001-0600-5300	Supplies - Office	6,000.00	6,000.00	93.48	4,665.44	1,334.56 22.24 %
001-0600-5310	Supplies - Weapons	20,000.00	21,309.61	0.00	20,329.13	980.48 4.60 %
001-0600-5312	Supplies - Ammunition	19,600.00	21,343.88	7,541.20	17,287.51	4,056.37 19.00 %
001-0600-5314	Supplies - Vests	10,000.00	33,000.00	3,725.68	28,945.65	4,054.35 12.29 %

Budget Report

For Fiscal: 2022 Period Ending: 12/31/2022

		Original Total Budget	Current Total Budget	Period Activity	Fiscal Activity	Variance Favorable (Unfavorable)	Percent Remaining
001-0600-5322	Supplies - Operating - CID	2,900.00	2,900.00	0.00	3,065.23	-165.23	-5.70 %
001-0600-5350	Postage Expense	800.00	1,300.00	37.29	412.05	887.95	68.30 %
001-0600-5380	Prisoner Care Expense	500.00	500.00	0.00	0.00	500.00	100.00 %
Category: E30 - Supply Expense Total:		59,800.00	86,353.49	11,397.65	74,705.01	11,648.48	13.49%
Category: E40 - Operations Expense							
001-0600-5480	Dues & Subscriptions	2,000.00	2,000.00	0.00	1,964.00	36.00	1.80 %
001-0600-5525	Comm Crime Prevention Outreach	5,900.00	5,900.00	633.82	5,790.43	109.57	1.86 %
001-0600-5530	Safety Program	2,000.00	2,000.00	0.00	1,433.00	567.00	28.35 %
001-0600-5531	Radios - Police	1,200.00	1,200.00	0.00	0.00	1,200.00	100.00 %
Category: E40 - Operations Expense Total:		11,100.00	11,100.00	633.82	9,187.43	1,912.57	17.23%
Category: E55 - Professional Services							
001-0600-5553	Prof Services - Advertising	1,000.00	1,000.00	0.00	0.00	1,000.00	100.00 %
001-0600-5586	Prof Services - Other	6,000.00	11,700.00	161.45	9,433.44	2,266.56	19.37 %
001-0600-5589	Prof Services - Printing	500.00	500.00	195.09	458.08	41.92	8.38 %
Category: E55 - Professional Services Total:		7,500.00	13,200.00	356.54	9,891.52	3,308.48	25.06%
Category: E60 - Miscellaneous Expense							
001-0600-5604	Hardware - New & Renewals	38,000.00	38,000.00	5,948.63	6,883.80	31,116.20	81.88 %
001-0600-5608	Software - New & Renewals	46,025.00	46,025.00	499.70	45,256.66	768.34	1.67 %
001-0600-5616	Interpreter-Police	500.00	500.00	0.00	0.00	500.00	100.00 %
001-0600-5617	Misc/Equipment Police	800.00	800.00	0.00	293.59	506.41	63.30 %
Category: E60 - Miscellaneous Expense Total:		85,325.00	85,325.00	6,448.33	52,434.05	32,890.95	38.55%
Category: E70 - Grant Expense							
001-0600-5700	Grant Expense	4,500.00	4,500.00	0.00	0.00	4,500.00	100.00 %
001-0600-5705	Grant Expense - DUI/Step	26,700.00	26,700.00	11,595.48	31,394.70	-4,694.70	-17.58 %
Category: E70 - Grant Expense Total:		31,200.00	31,200.00	11,595.48	31,394.70	-194.70	-0.62%
Category: E72 - Bond Expense							
001-0600-5840	Principal for Loans	808,119.23	901,266.71	140,200.61	699,422.01	201,844.70	22.40 %
Category: E72 - Bond Expense Total:		808,119.23	901,266.71	140,200.61	699,422.01	201,844.70	22.40%
Category: E80 - Fixed Assets							
001-0600-5806	Fixed Assets - Buildings	0.00	585,000.00	-295,223.43	278,571.23	306,428.77	52.38 %
001-0600-5808	Fixed Assets - Vehicles	0.00	211,000.00	33,042.15	274,862.28	-63,862.28	-30.27 %
001-0600-5810	Fixed Assets - Equipment	0.00	464,384.58	0.00	263,978.41	200,406.17	43.16 %
001-0600-5898	Capital Asset Contra	0.00	0.00	311,023.43	311,023.43	-311,023.43	0.00 %
Category: E80 - Fixed Assets Total:		0.00	1,260,384.58	48,842.15	1,128,435.35	131,949.23	10.47%
Category: E85 - Interest Expense							
001-0600-5850	Interest Expense	92,697.62	80,759.14	8,992.81	58,063.38	22,695.76	28.10 %
Category: E85 - Interest Expense Total:		92,697.62	80,759.14	8,992.81	58,063.38	22,695.76	28.10%
Expense Total:		4,892,456.61	6,350,744.89	340,159.58	5,896,160.85	454,584.04	7.16%
Department: 0600 - Police Surplus (Deficit):		-3,336,392.61	-4,794,680.89	-161,750.07	-3,574,066.23	1,220,614.66	25.46%
Department: 0610 - Police - Dispatch							
Revenue							
Category: R60 - Miscellaneous Revenue							
001-0610-4650	Emerg Telephone Service Rev	238,000.00	238,000.00	72,366.15	315,884.30	77,884.30	132.72 %
Category: R60 - Miscellaneous Revenue Total:		238,000.00	238,000.00	72,366.15	315,884.30	77,884.30	32.72%
Revenue Total:		238,000.00	238,000.00	72,366.15	315,884.30	77,884.30	32.72%
Expense							
Category: E01 - Personnel Expense							
001-0610-5000	Salary Expense	420,480.26	420,480.26	23,766.25	330,245.91	90,234.35	21.46 %
001-0610-5010	Overtime Expense	80,000.00	80,000.00	5,993.33	88,417.16	-8,417.16	-10.52 %
001-0610-5020	FICA Expense	38,067.99	38,067.99	2,203.53	31,343.42	6,724.57	17.66 %
001-0610-5022	Unemployment Expense	840.00	840.00	0.00	419.45	420.55	50.07 %
001-0610-5025	Worker's Comp Expense	10,000.00	10,000.00	0.00	8,581.99	1,418.01	14.18 %
001-0610-5030	APERS Expense	69,755.42	69,755.42	4,561.57	61,768.14	7,987.28	11.45 %

Budget Report

For Fiscal: 2022 Period Ending: 12/31/2022

	Original Total Budget	Current Total Budget	Period Activity	Fiscal Activity	Variance Favorable (Unfavorable)	Percent Remaining
001-0610-5040 Health Insurance Expense	84,990.00	84,990.00	6,924.86	60,393.78	24,596.22	28.94 %
Category: E01 - Personnel Expense Total:	704,133.67	704,133.67	43,449.54	581,169.85	122,963.82	17.46%
Category: E55 - Professional Services						
001-0610-5565 Prof Services - Dispatch	1,950.00	1,950.00	0.00	0.00	1,950.00	100.00 %
Category: E55 - Professional Services Total:	1,950.00	1,950.00	0.00	0.00	1,950.00	100.00%
Category: E64 - Reimbursement						
001-0610-5650 Emerg Telephone Service Exp	67,640.00	67,640.00	0.00	66,194.22	1,445.78	2.14 %
Category: E64 - Reimbursement Total:	67,640.00	67,640.00	0.00	66,194.22	1,445.78	2.14%
Category: E80 - Fixed Assets						
001-0610-5808 Fixed Assets - Vehicles	0.00	3,500.00	0.00	2,448.26	1,051.74	30.05 %
001-0610-5816 Fixed Assets - Infrastructure	0.00	20,000.00	0.00	13,169.62	6,830.38	34.15 %
Category: E80 - Fixed Assets Total:	0.00	23,500.00	0.00	15,617.88	7,882.12	33.54%
Expense Total:	773,723.67	797,223.67	43,449.54	662,981.95	134,241.72	16.84%
Department: 0610 - Police - Dispatch Surplus (Deficit):	-535,723.67	-559,223.67	28,916.61	-347,097.65	212,126.02	37.93%
Department: 0620 - Police - SRO						
Revenue						
Category: R64 - Reimbursement						
001-0620-4640 Reimbursement Rev- SRO	293,000.00	293,000.00	0.00	296,350.00	3,350.00	101.14 %
Category: R64 - Reimbursement Total:	293,000.00	293,000.00	0.00	296,350.00	3,350.00	1.14%
Revenue Total:	293,000.00	293,000.00	0.00	296,350.00	3,350.00	1.14%
Expense						
Category: E01 - Personnel Expense						
001-0620-5000 Salary Expense	374,128.02	374,128.02	-2,380.15	367,608.17	6,519.85	1.74 %
001-0620-5010 Overtime Expense	1,000.00	1,000.00	1,410.67	2,854.85	-1,854.85	-185.49 %
001-0620-5020 FICA Expense	28,697.29	28,697.29	-152.21	27,704.57	992.72	3.46 %
001-0620-5022 Unemployment Expense	480.00	480.00	0.00	239.96	240.04	50.01 %
001-0620-5025 Worker's Comp Expense	7,000.00	7,000.00	0.00	6,007.41	992.59	14.18 %
001-0620-5035 LOPFI Expense	88,155.09	88,155.09	8,043.94	86,418.51	1,736.58	1.97 %
001-0620-5036 LOPFI Prem Advance	-22,000.00	-22,000.00	0.00	-29,590.10	7,590.10	-34.50 %
001-0620-5040 Health Insurance Expense	80,433.60	80,433.60	7,527.02	69,777.48	10,656.12	13.25 %
001-0620-5050 Physical & Drug Screen Exp	500.00	500.00	0.00	69.00	431.00	86.20 %
001-0620-5056 Uniform Expenses	8,400.00	8,400.00	0.00	5,256.98	3,143.02	37.42 %
001-0620-5060 Travel & Training Expense	12,000.00	12,000.00	0.00	11,218.70	781.30	6.51 %
Category: E01 - Personnel Expense Total:	578,794.00	578,794.00	14,449.27	547,565.53	31,228.47	5.40%
Category: E10 - Building & Grounds Exp						
001-0620-5116 Communication Exp - Cellular	9,600.00	9,600.00	729.79	8,355.62	1,244.38	12.96 %
Category: E10 - Building & Grounds Exp Total:	9,600.00	9,600.00	729.79	8,355.62	1,244.38	12.96%
Category: E60 - Miscellaneous Expense						
001-0620-5608 Software - New & Renewals	2,500.00	2,500.00	0.00	0.00	2,500.00	100.00 %
Category: E60 - Miscellaneous Expense Total:	2,500.00	2,500.00	0.00	0.00	2,500.00	100.00%
Expense Total:	590,894.00	590,894.00	15,179.06	555,921.15	34,972.85	5.92%
Department: 0620 - Police - SRO Surplus (Deficit):	-297,894.00	-297,894.00	-15,179.06	-259,571.15	38,322.85	12.86%
Department: 0630 - Police - K9						
Expense						
Category: E30 - Supply Expense						
001-0630-5306 Supplies - Food Allowance	1,800.00	1,800.00	1,796.93	1,832.09	-32.09	-1.78 %
Category: E30 - Supply Expense Total:	1,800.00	1,800.00	1,796.93	1,832.09	-32.09	-1.78%
Category: E40 - Operations Expense						
001-0630-5500 K9 Training	5,500.00	5,900.00	0.00	5,619.39	280.61	4.76 %
Category: E40 - Operations Expense Total:	5,500.00	5,900.00	0.00	5,619.39	280.61	4.76%

	Original Total Budget	Current Total Budget	Period Activity	Fiscal Activity	Variance Favorable (Unfavorable)	Percent Remaining
Category: E55 - Professional Services						
001-0630-5592 Prof Services - Veterinarian	3,000.00	2,600.00	0.00	1,245.31	1,354.69	52.10 %
Category: E55 - Professional Services Total:	3,000.00	2,600.00	0.00	1,245.31	1,354.69	52.10%
Expense Total:	10,300.00	10,300.00	1,796.93	8,696.79	1,603.21	15.57%
Department: 0630 - Police - K9 Total:	10,300.00	10,300.00	1,796.93	8,696.79	1,603.21	15.57%
Fund: 001 - General Fund Surplus (Deficit):	198,075.54	-3,110,017.89	186,136.89	-216,818.63	2,893,199.26	93.03%
Fund: 002 - Sales Tax Fund						
Department: 0100 - Administration						
Revenue						
Category: R10 - Taxes - Sales						
002-0100-4105 One Cent Sales Tax	5,938,336.00	5,938,336.00	491,277.86	6,193,207.72	254,871.72	104.29 %
Category: R10 - Taxes - Sales Total:	5,938,336.00	5,938,336.00	491,277.86	6,193,207.72	254,871.72	4.29%
Category: R85 - Interest Revenue						
002-0100-4850 Interest Revenue	250.00	250.00	0.00	226.27	-23.73	9.49 %
Category: R85 - Interest Revenue Total:	250.00	250.00	0.00	226.27	-23.73	9.49%
Revenue Total:	5,938,586.00	5,938,586.00	491,277.86	6,193,433.99	254,847.99	4.29%
Expense						
Category: E62 - Intergovernmental Tsfr						
002-0100-5620 Xfer to General	5,938,336.00	5,938,336.00	494,861.00	5,938,332.00	4.00	0.00 %
Category: E62 - Intergovernmental Tsfr Total:	5,938,336.00	5,938,336.00	494,861.00	5,938,332.00	4.00	0.00%
Expense Total:	5,938,336.00	5,938,336.00	494,861.00	5,938,332.00	4.00	0.00%
Department: 0100 - Administration Surplus (Deficit):	250.00	250.00	-3,583.14	255,101.99	254,851.99	11,940.80%
Fund: 002 - Sales Tax Fund Surplus (Deficit):	250.00	250.00	-3,583.14	255,101.99	254,851.99	11,940.80%
Fund: 003 - Franchise Fees Fund						
Department: 0100 - Administration						
Revenue						
Category: R50 - Sale of Services						
003-0100-4502 AT&T / SW Bell Franchise Fee	150,000.00	80,000.00	4,528.34	51,818.21	-28,181.79	35.23 %
003-0100-4506 Centerpoint Energy Franchise Fee	200,000.00	200,000.00	0.00	256,529.61	56,529.61	128.26 %
003-0100-4508 Fidelity Franchise Fee	15,000.00	15,000.00	0.00	28,813.97	13,813.97	192.09 %
003-0100-4510 Comcast Cable Franchise Fee	75,000.00	75,000.00	0.00	73,924.08	-1,075.92	1.43 %
003-0100-4526 Entergy Franchise Fee	600,000.00	600,000.00	46,800.18	671,618.75	71,618.75	111.94 %
003-0100-4528 First Electric Franchise Fee	275,000.00	275,000.00	36,465.38	459,134.97	184,134.97	166.96 %
003-0100-4564 Windstream Franchise Fee	15,000.00	15,000.00	0.00	13,957.95	-1,042.05	6.95 %
Category: R50 - Sale of Services Total:	1,330,000.00	1,260,000.00	87,793.90	1,555,797.54	295,797.54	23.48%
Category: R85 - Interest Revenue						
003-0100-4850 Interest Revenue	300.00	300.00	0.00	249.80	-50.20	16.73 %
Category: R85 - Interest Revenue Total:	300.00	300.00	0.00	249.80	-50.20	16.73%
Revenue Total:	1,330,300.00	1,260,300.00	87,793.90	1,556,047.34	295,747.34	23.47%
Expense						
Category: E62 - Intergovernmental Tsfr						
003-0100-5620 Xfer to General	175,000.00	175,000.00	14,583.34	175,000.00	0.00	0.00 %
Category: E62 - Intergovernmental Tsfr Total:	175,000.00	175,000.00	14,583.34	175,000.00	0.00	0.00%
Expense Total:	175,000.00	175,000.00	14,583.34	175,000.00	0.00	0.00%
Department: 0100 - Administration Surplus (Deficit):	1,155,300.00	1,085,300.00	73,210.56	1,381,047.34	295,747.34	-27.25%

Budget Report

For Fiscal: 2022 Period Ending: 12/31/2022

	Original Total Budget	Current Total Budget	Period Activity	Fiscal Activity	Variance Favorable (Unfavorable)	Percent Remaining
Department: 0800 - Street						
Expense						
Category: E62 - Intergovernmental Tsfr						
003-0800-5622 Xfer to Fund 185	649,000.20	649,000.20	53,786.97	645,189.79	3,810.41	0.59 %
Category: E62 - Intergovernmental Tsfr Total:	649,000.20	649,000.20	53,786.97	645,189.79	3,810.41	0.59%
Expense Total:	649,000.20	649,000.20	53,786.97	645,189.79	3,810.41	0.59%
Department: 0800 - Street Total:	649,000.20	649,000.20	53,786.97	645,189.79	3,810.41	0.59%
Fund: 003 - Franchise Fees Fund Surplus (Deficit):	506,299.80	436,299.80	19,423.59	735,857.55	299,557.75	-68.66%
Fund: 005 - Designated Tax Fund						
Department: 0100 - Administration						
Revenue						
Category: R85 - Interest Revenue						
005-0100-4850 Interest Revenue	700.00	700.00	0.00	160.23	-539.77	77.11 %
Category: R85 - Interest Revenue Total:	700.00	700.00	0.00	160.23	-539.77	77.11%
Revenue Total:	700.00	700.00	0.00	160.23	-539.77	77.11%
Department: 0100 - Administration Total:	700.00	700.00	0.00	160.23	-539.77	77.11%
Department: 0200 - Animal Control						
Revenue						
Category: R10 - Taxes - Sales						
005-0200-4100 Designated Tax - AC	593,834.00	593,834.00	49,127.79	617,790.00	23,956.00	104.03 %
Category: R10 - Taxes - Sales Total:	593,834.00	593,834.00	49,127.79	617,790.00	23,956.00	4.03%
Revenue Total:	593,834.00	593,834.00	49,127.79	617,790.00	23,956.00	4.03%
Expense						
Category: E62 - Intergovernmental Tsfr						
005-0200-5620 Xfer to General - AC	593,834.00	593,834.00	49,486.00	593,832.00	2.00	0.00 %
Category: E62 - Intergovernmental Tsfr Total:	593,834.00	593,834.00	49,486.00	593,832.00	2.00	0.00%
Expense Total:	593,834.00	593,834.00	49,486.00	593,832.00	2.00	0.00%
Department: 0200 - Animal Control Surplus (Deficit):	0.00	0.00	-358.21	23,958.00	23,958.00	0.00%
Department: 0400 - Parks						
Revenue						
Category: R10 - Taxes - Sales						
005-0400-4100 Designated Tax - Park	593,834.00	593,834.00	49,127.79	619,320.77	25,486.77	104.29 %
Category: R10 - Taxes - Sales Total:	593,834.00	593,834.00	49,127.79	619,320.77	25,486.77	4.29%
Revenue Total:	593,834.00	593,834.00	49,127.79	619,320.77	25,486.77	4.29%
Expense						
Category: E62 - Intergovernmental Tsfr						
005-0400-5620 Xfer to General - Park	593,834.00	593,834.00	49,486.00	593,832.00	2.00	0.00 %
Category: E62 - Intergovernmental Tsfr Total:	593,834.00	593,834.00	49,486.00	593,832.00	2.00	0.00%
Expense Total:	593,834.00	593,834.00	49,486.00	593,832.00	2.00	0.00%
Department: 0400 - Parks Surplus (Deficit):	0.00	0.00	-358.21	25,488.77	25,488.77	0.00%
Department: 0500 - Fire						
Revenue						
Category: R10 - Taxes - Sales						
005-0500-4100 Designated Tax - Fire	1,484,584.00	1,484,584.00	122,819.46	1,548,301.94	63,717.94	104.29 %
Category: R10 - Taxes - Sales Total:	1,484,584.00	1,484,584.00	122,819.46	1,548,301.94	63,717.94	4.29%
Revenue Total:	1,484,584.00	1,484,584.00	122,819.46	1,548,301.94	63,717.94	4.29%

Budget Report

For Fiscal: 2022 Period Ending: 12/31/2022

	Original Total Budget	Current Total Budget	Period Activity	Fiscal Activity	Variance Favorable (Unfavorable)	Percent Remaining
Expense						
Category: E62 - Intergovernmental Tsfr						
005-0500-5620 Xfer to General - Fire	1,484,584.00	1,484,584.00	123,715.00	1,484,580.00	4.00	0.00 %
Category: E62 - Intergovernmental Tsfr Total:	1,484,584.00	1,484,584.00	123,715.00	1,484,580.00	4.00	0.00%
Expense Total:	1,484,584.00	1,484,584.00	123,715.00	1,484,580.00	4.00	0.00%
Department: 0500 - Fire Surplus (Deficit):	0.00	0.00	-895.54	63,721.94	63,721.94	0.00%
Department: 0600 - Police						
Revenue						
Category: R10 - Taxes - Sales						
005-0600-4100 Designated Tax - Police	1,484,584.00	1,484,584.00	122,819.46	1,548,301.94	63,717.94	104.29 %
Category: R10 - Taxes - Sales Total:	1,484,584.00	1,484,584.00	122,819.46	1,548,301.94	63,717.94	4.29%
Revenue Total:	1,484,584.00	1,484,584.00	122,819.46	1,548,301.94	63,717.94	4.29%
Expense						
Category: E62 - Intergovernmental Tsfr						
005-0600-5620 Xfer to General - Police	1,484,584.00	1,484,584.00	123,715.00	1,484,580.00	4.00	0.00 %
Category: E62 - Intergovernmental Tsfr Total:	1,484,584.00	1,484,584.00	123,715.00	1,484,580.00	4.00	0.00%
Expense Total:	1,484,584.00	1,484,584.00	123,715.00	1,484,580.00	4.00	0.00%
Department: 0600 - Police Surplus (Deficit):	0.00	0.00	-895.54	63,721.94	63,721.94	0.00%
Department: 0800 - Street						
Revenue						
Category: R10 - Taxes - Sales						
005-0800-4100 Designated Tax - Street	1,781,501.00	1,781,501.00	147,383.36	1,857,962.30	76,461.30	104.29 %
Category: R10 - Taxes - Sales Total:	1,781,501.00	1,781,501.00	147,383.36	1,857,962.30	76,461.30	4.29%
Revenue Total:	1,781,501.00	1,781,501.00	147,383.36	1,857,962.30	76,461.30	4.29%
Expense						
Category: E62 - Intergovernmental Tsfr						
005-0800-5622 Xfer to Street	1,781,501.00	1,781,501.00	148,458.00	1,781,496.00	5.00	0.00 %
Category: E62 - Intergovernmental Tsfr Total:	1,781,501.00	1,781,501.00	148,458.00	1,781,496.00	5.00	0.00%
Expense Total:	1,781,501.00	1,781,501.00	148,458.00	1,781,496.00	5.00	0.00%
Department: 0800 - Street Surplus (Deficit):	0.00	0.00	-1,074.64	76,466.30	76,466.30	0.00%
Fund: 005 - Designated Tax Fund Surplus (Deficit):	700.00	700.00	-3,582.14	253,517.18	252,817.18	36,116.74%
Fund: 007 - Investment Account						
Department: 0100 - Administration						
Revenue						
Category: R85 - Interest Revenue						
007-0100-4850 Interest Revenue	0.00	0.00	116.51	0.00	0.00	0.00 %
Category: R85 - Interest Revenue Total:	0.00	0.00	116.51	0.00	0.00	0.00%
Revenue Total:	0.00	0.00	116.51	0.00	0.00	0.00%
Expense						
Category: E85 - Interest Expense						
007-0100-5855 Loss	0.00	26,000.00	-6,097.65	39,415.85	-13,415.85	-51.60 %
Category: E85 - Interest Expense Total:	0.00	26,000.00	-6,097.65	39,415.85	-13,415.85	-51.60%
Expense Total:	0.00	26,000.00	-6,097.65	39,415.85	-13,415.85	-51.60%
Department: 0100 - Administration Surplus (Deficit):	0.00	-26,000.00	6,214.16	-39,415.85	-13,415.85	-51.60%
Fund: 007 - Investment Account Surplus (Deficit):	0.00	-26,000.00	6,214.16	-39,415.85	-13,415.85	-51.60%
Fund: 020 - Animal Control Donation						
Department: 0200 - Animal Control						
Revenue						
Category: R68 - Donation Revenue						
020-0200-4680 Donation Revenue Ord 2011-24	2,500.00	2,500.00	0.00	7,586.85	5,086.85	303.47 %
Category: R68 - Donation Revenue Total:	2,500.00	2,500.00	0.00	7,586.85	5,086.85	203.47%

Budget Report

For Fiscal: 2022 Period Ending: 12/31/2022

	Original Total Budget	Current Total Budget	Period Activity	Fiscal Activity	Variance Favorable (Unfavorable)	Percent Remaining
Category: R85 - Interest Revenue						
020-0200-4850 Interest Revenue	5.00	5.00	0.00	4.39	-0.61	12.20 %
Category: R85 - Interest Revenue Total:	5.00	5.00	0.00	4.39	-0.61	12.20%
Revenue Total:	2,505.00	2,505.00	0.00	7,591.24	5,086.24	203.04%
Expense						
Category: E55 - Professional Services						
020-0200-5580 AC Donation Expense	5,000.00	5,000.00	0.00	1,683.22	3,316.78	66.34 %
Category: E55 - Professional Services Total:	5,000.00	5,000.00	0.00	1,683.22	3,316.78	66.34%
Expense Total:	5,000.00	5,000.00	0.00	1,683.22	3,316.78	66.34%
Department: 0200 - Animal Control Surplus (Deficit):	-2,495.00	-2,495.00	0.00	5,908.02	8,403.02	336.79%
Fund: 020 - Animal Control Donation Surplus (Deficit):	-2,495.00	-2,495.00	0.00	5,908.02	8,403.02	336.79%
Fund: 030 - Act 1256 of 1995 Court						
Department: 0300 - Court						
Revenue						
Category: R40 - Fines & Forfeitures						
030-0300-4404 Act 1256 Civil Division	71,250.00	71,250.00	1,275.00	16,580.00	-54,670.00	76.73 %
030-0300-4406 Act 1256 District Court Rev	330,000.00	330,000.00	13,536.67	265,420.84	-64,579.16	19.57 %
Category: R40 - Fines & Forfeitures Total:	401,250.00	401,250.00	14,811.67	282,000.84	-119,249.16	29.72%
Revenue Total:	401,250.00	401,250.00	14,811.67	282,000.84	-119,249.16	29.72%
Expense						
Category: E01 - Personnel Expense						
030-0300-5072 Act 1256 Judge Retirement	5,200.00	5,200.00	394.84	4,738.08	461.92	8.88 %
Category: E01 - Personnel Expense Total:	5,200.00	5,200.00	394.84	4,738.08	461.92	8.88%
Category: E40 - Operations Expense						
030-0300-5400 Act 316 of 1991 Expense	250.00	250.00	18.12	217.44	32.56	13.02 %
030-0300-5415 Act 918 of 1983 Expense	17,500.00	17,500.00	1,342.64	16,111.68	1,388.32	7.93 %
030-0300-5425 Act 1256 Co Admin of Justice	140,500.00	140,500.00	10,741.60	125,808.21	14,691.79	10.46 %
030-0300-5430 Act 1256 Court Costs	15,250.00	15,250.00	1,181.04	14,172.48	1,077.52	7.07 %
030-0300-5435 Act 1256 City Attorney	28,500.00	28,500.00	2,190.68	26,288.16	2,211.84	7.76 %
030-0300-5440 Act 1256 DFA (State)	167,250.00	167,250.00	0.00	70,259.91	96,990.09	57.99 %
030-0300-5445 Act 1256 Ordinance 89-15	26,000.00	26,000.00	1,966.60	23,599.20	2,400.80	9.23 %
030-0300-5495 Act 1256 Intoximeter Expense	900.00	900.00	67.14	805.68	94.32	10.48 %
Category: E40 - Operations Expense Total:	396,150.00	396,150.00	17,507.82	277,262.76	118,887.24	30.01%
Expense Total:	401,350.00	401,350.00	17,902.66	282,000.84	119,349.16	29.74%
Department: 0300 - Court Surplus (Deficit):	-100.00	-100.00	-3,090.99	0.00	100.00	100.00%
Fund: 030 - Act 1256 of 1995 Court Surplus (Deficit):	-100.00	-100.00	-3,090.99	0.00	100.00	100.00%
Fund: 031 - Act 1809 of 2001 Court Auto						
Department: 0300 - Court						
Revenue						
Category: R40 - Fines & Forfeitures						
031-0300-4408 Act 1809 of 2001 Revenue	29,426.00	29,426.00	2,481.00	34,204.90	4,778.90	116.24 %
Category: R40 - Fines & Forfeitures Total:	29,426.00	29,426.00	2,481.00	34,204.90	4,778.90	16.24%
Category: R85 - Interest Revenue						
031-0300-4850 Interest Revenue	20.00	20.00	0.00	5.07	-14.93	74.65 %
Category: R85 - Interest Revenue Total:	20.00	20.00	0.00	5.07	-14.93	74.65%
Revenue Total:	29,446.00	29,446.00	2,481.00	34,209.97	4,763.97	16.18%

Budget Report

For Fiscal: 2022 Period Ending: 12/31/2022

	Original Total Budget	Current Total Budget	Period Activity	Fiscal Activity	Variance Favorable (Unfavorable)	Percent Remaining
Expense						
Category: E60 - Miscellaneous Expense						
031-0300-5608 Software - New & Renewals	40,000.00	40,000.00	4,392.38	26,331.55	13,668.45	34.17 %
Category: E60 - Miscellaneous Expense Total:	40,000.00	40,000.00	4,392.38	26,331.55	13,668.45	34.17%
Expense Total:	40,000.00	40,000.00	4,392.38	26,331.55	13,668.45	34.17%
Department: 0300 - Court Surplus (Deficit):	-10,554.00	-10,554.00	-1,911.38	7,878.42	18,432.42	174.65%
Fund: 031 - Act 1809 of 2001 Court Auto Surplus (Deficit):	-10,554.00	-10,554.00	-1,911.38	7,878.42	18,432.42	174.65%
Fund: 045 - Park 1/8 SalesTax O & M						
Department: 0400 - Parks						
Revenue						
Category: R10 - Taxes - Sales						
045-0400-4110 Park 1/8 Sales Tax	742,292.00	742,292.00	61,409.73	774,150.96	31,858.96	104.29 %
Category: R10 - Taxes - Sales Total:	742,292.00	742,292.00	61,409.73	774,150.96	31,858.96	4.29%
Category: R85 - Interest Revenue						
045-0400-4850 Interest Revenue	30.00	30.00	0.00	23.28	-6.72	22.40 %
Category: R85 - Interest Revenue Total:	30.00	30.00	0.00	23.28	-6.72	22.40%
Revenue Total:	742,322.00	742,322.00	61,409.73	774,174.24	31,852.24	4.29%
Expense						
Category: E62 - Intergovernmental Tsfr						
045-0400-5620 Xfer to General	742,292.00	742,292.00	61,858.00	742,296.00	-4.00	0.00 %
Category: E62 - Intergovernmental Tsfr Total:	742,292.00	742,292.00	61,858.00	742,296.00	-4.00	0.00%
Expense Total:	742,292.00	742,292.00	61,858.00	742,296.00	-4.00	0.00%
Department: 0400 - Parks Surplus (Deficit):	30.00	30.00	-448.27	31,878.24	31,848.24	16,160.80%
Fund: 045 - Park 1/8 SalesTax O & M Surplus (Deficit):	30.00	30.00	-448.27	31,878.24	31,848.24	16,160.80%
Fund: 051 - Act 833 of 1991 Fire						
Department: 0500 - Fire						
Revenue						
Category: R15 - Taxes - Property						
051-0500-4150 State Turnback	20,000.00	20,000.00	0.00	28,908.31	8,908.31	144.54 %
Category: R15 - Taxes - Property Total:	20,000.00	20,000.00	0.00	28,908.31	8,908.31	44.54%
Category: R85 - Interest Revenue						
051-0500-4850 Interest Revenue	15.00	15.00	0.00	6.93	-8.07	53.80 %
Category: R85 - Interest Revenue Total:	15.00	15.00	0.00	6.93	-8.07	53.80%
Revenue Total:	20,015.00	20,015.00	0.00	28,915.24	8,900.24	44.47%
Expense						
Category: E40 - Operations Expense						
051-0500-5410 Act 833 Expense	63,620.00	63,620.00	874.60	21,318.24	42,301.76	66.49 %
Category: E40 - Operations Expense Total:	63,620.00	63,620.00	874.60	21,318.24	42,301.76	66.49%
Expense Total:	63,620.00	63,620.00	874.60	21,318.24	42,301.76	66.49%
Department: 0500 - Fire Surplus (Deficit):	-43,605.00	-43,605.00	-874.60	7,597.00	51,202.00	117.42%
Fund: 051 - Act 833 of 1991 Fire Surplus (Deficit):	-43,605.00	-43,605.00	-874.60	7,597.00	51,202.00	117.42%
Fund: 055 - Fire 3/8 SalesTax						
Department: 0500 - Fire						
Revenue						
Category: R10 - Taxes - Sales						
055-0500-4120 Fire 3/8 Sales Tax	2,226,876.00	2,226,876.00	184,229.21	2,322,452.89	95,576.89	104.29 %
Category: R10 - Taxes - Sales Total:	2,226,876.00	2,226,876.00	184,229.21	2,322,452.89	95,576.89	4.29%
Category: R85 - Interest Revenue						
055-0500-4850 Interest Revenue	100.00	100.00	0.00	48.52	-51.48	51.48 %
Category: R85 - Interest Revenue Total:	100.00	100.00	0.00	48.52	-51.48	51.48%
Revenue Total:	2,226,976.00	2,226,976.00	184,229.21	2,322,501.41	95,525.41	4.29%

Budget Report

For Fiscal: 2022 Period Ending: 12/31/2022

	Original Total Budget	Current Total Budget	Period Activity	Fiscal Activity	Variance Favorable (Unfavorable)	Percent Remaining
Expense						
Category: E62 - Intergovernmental Tsfr						
055-0500-5620 Xfer to General	2,226,876.00	2,226,876.00	185,573.00	2,226,876.00	0.00	0.00 %
Category: E62 - Intergovernmental Tsfr Total:	2,226,876.00	2,226,876.00	185,573.00	2,226,876.00	0.00	0.00%
Expense Total:	2,226,876.00	2,226,876.00	185,573.00	2,226,876.00	0.00	0.00%
Department: 0500 - Fire Surplus (Deficit):	100.00	100.00	-1,343.79	95,625.41	95,525.41	95,525.41%
Fund: 055 - Fire 3/8 SalesTax Surplus (Deficit):	100.00	100.00	-1,343.79	95,625.41	95,525.41	95,525.41%
Fund: 061 - Act 918 of 1983 Police						
Department: 0600 - Police						
Revenue						
Category: R40 - Fines & Forfeitures						
061-0600-4410 Admin of Justice Revenue	15,000.00	15,000.00	1,342.64	16,111.68	1,111.68	107.41 %
Category: R40 - Fines & Forfeitures Total:	15,000.00	15,000.00	1,342.64	16,111.68	1,111.68	7.41%
Category: R85 - Interest Revenue						
061-0600-4850 Interest Revenue	10.00	10.00	0.00	3.61	-6.39	63.90 %
Category: R85 - Interest Revenue Total:	10.00	10.00	0.00	3.61	-6.39	63.90%
Revenue Total:	15,010.00	15,010.00	1,342.64	16,115.29	1,105.29	7.36%
Expense						
Category: E60 - Miscellaneous Expense						
061-0600-5600 Miscellaneous Expense	15,010.00	15,010.00	0.00	7,141.77	7,868.23	52.42 %
Category: E60 - Miscellaneous Expense Total:	15,010.00	15,010.00	0.00	7,141.77	7,868.23	52.42%
Expense Total:	15,010.00	15,010.00	0.00	7,141.77	7,868.23	52.42%
Department: 0600 - Police Surplus (Deficit):	0.00	0.00	1,342.64	8,973.52	8,973.52	0.00%
Fund: 061 - Act 918 of 1983 Police Surplus (Deficit):	0.00	0.00	1,342.64	8,973.52	8,973.52	0.00%
Fund: 062 - Act 988 of 1991 Emerg Veh						
Department: 0600 - Police						
Revenue						
Category: R40 - Fines & Forfeitures						
062-0600-4402 Act 988 of 1991 Revenue	12,000.00	12,000.00	177.50	5,301.74	-6,698.26	55.82 %
Category: R40 - Fines & Forfeitures Total:	12,000.00	12,000.00	177.50	5,301.74	-6,698.26	55.82%
Category: R85 - Interest Revenue						
062-0600-4850 Interest Revenue	10.00	10.00	0.00	2.99	-7.01	70.10 %
Category: R85 - Interest Revenue Total:	10.00	10.00	0.00	2.99	-7.01	70.10%
Revenue Total:	12,010.00	12,010.00	177.50	5,304.73	-6,705.27	55.83%
Expense						
Category: E40 - Operations Expense						
062-0600-5420 Act 988 Expense	12,000.00	25,000.00	6,170.00	11,074.79	13,925.21	55.70 %
Category: E40 - Operations Expense Total:	12,000.00	25,000.00	6,170.00	11,074.79	13,925.21	55.70%
Expense Total:	12,000.00	25,000.00	6,170.00	11,074.79	13,925.21	55.70%
Department: 0600 - Police Surplus (Deficit):	10.00	-12,990.00	-5,992.50	-5,770.06	7,219.94	55.58%
Fund: 062 - Act 988 of 1991 Emerg Veh Surplus (Deficit):	10.00	-12,990.00	-5,992.50	-5,770.06	7,219.94	55.58%
Fund: 066 - Federal Drug Control						
Department: 0600 - Police						
Revenue						
Category: R85 - Interest Revenue						
066-0600-4850 Interest Revenue	0.00	0.00	0.24	2.91	2.91	0.00 %
Category: R85 - Interest Revenue Total:	0.00	0.00	0.24	2.91	2.91	0.00%
Revenue Total:	0.00	0.00	0.24	2.91	2.91	0.00%
Department: 0600 - Police Total:	0.00	0.00	0.24	2.91	2.91	0.00%
Fund: 066 - Federal Drug Control Total:	0.00	0.00	0.24	2.91	2.91	0.00%

Budget Report

For Fiscal: 2022 Period Ending: 12/31/2022

	Original Total Budget	Current Total Budget	Period Activity	Fiscal Activity	Variance Favorable (Unfavorable)	Percent Remaining
Fund: 068 - State Drug Control						
Department: 0600 - Police						
Revenue						
Category: R40 - Fines & Forfeitures						
068-0600-4418	Drug Seizure Revenue	2,500.00	2,500.00	0.00	0.00	-2,500.00 100.00 %
	Category: R40 - Fines & Forfeitures Total:	2,500.00	2,500.00	0.00	0.00	-2,500.00 100.00%
Category: R85 - Interest Revenue						
068-0600-4850	Interest Revenue	5.00	5.00	0.19	2.31	-2.69 53.80 %
	Category: R85 - Interest Revenue Total:	5.00	5.00	0.19	2.31	-2.69 53.80%
	Revenue Total:	2,505.00	2,505.00	0.19	2.31	-2,502.69 99.91%
Expense						
Category: E60 - Miscellaneous Expense						
068-0600-5600	Miscellaneous Expense	2,505.00	2,505.00	0.00	0.00	2,505.00 100.00 %
	Category: E60 - Miscellaneous Expense Total:	2,505.00	2,505.00	0.00	0.00	2,505.00 100.00%
	Expense Total:	2,505.00	2,505.00	0.00	0.00	2,505.00 100.00%
	Department: 0600 - Police Surplus (Deficit):	0.00	0.00	0.19	2.31	2.31 0.00%
	Fund: 068 - State Drug Control Surplus (Deficit):	0.00	0.00	0.19	2.31	2.31 0.00%
Fund: 080 - Street Fund						
Department: 0140 - Stormwater						
Expense						
Category: E01 - Personnel Expense						
080-0140-5000	Salary Expense	180,023.97	180,023.97	16,629.50	196,714.38	-16,690.41 -9.27 %
080-0140-5010	Overtime Expense	635.00	635.00	0.00	393.77	241.23 37.99 %
080-0140-5020	FICA Expense	13,820.42	13,820.42	1,250.51	14,850.19	-1,029.77 -7.45 %
080-0140-5022	Unemployment Expense	180.00	180.00	0.00	97.62	82.38 45.77 %
080-0140-5025	Worker's Comp Expense	500.00	500.00	0.00	452.55	47.45 9.49 %
080-0140-5030	APERS Expense	27,676.95	27,676.95	2,547.70	30,118.75	-2,441.80 -8.82 %
080-0140-5040	Health Insurance Expense	26,180.40	26,180.40	2,997.98	27,215.23	-1,034.83 -3.95 %
080-0140-5050	Physical & Drug Screen Exp	300.00	300.00	0.00	0.00	300.00 100.00 %
080-0140-5055	Uniform Expense	4,525.00	4,525.00	2,380.20	6,721.33	-2,196.33 -48.54 %
080-0140-5060	Travel & Training Expense	6,525.00	10,025.00	0.00	8,200.16	1,824.84 18.20 %
	Category: E01 - Personnel Expense Total:	260,366.74	263,866.74	25,805.89	284,763.98	-20,897.24 -7.92%
Category: E10 - Building & Grounds Exp						
080-0140-5116	Communication Exp - Cellular	3,024.00	3,024.00	1,017.42	3,821.36	-797.36 -26.37 %
	Category: E10 - Building & Grounds Exp Total:	3,024.00	3,024.00	1,017.42	3,821.36	-797.36 -26.37%
Category: E20 - Vehicle Expense						
080-0140-5200	Fuel Expense	7,200.00	7,200.00	304.21	6,384.65	815.35 11.32 %
080-0140-5210	Service & Repair - Vehicle	10,000.00	24,000.00	3,007.88	9,630.56	14,369.44 59.87 %
080-0140-5218	Tire Expense	3,000.00	3,000.00	0.00	2,019.61	980.39 32.68 %
080-0140-5225	Insurance Expense - Vehicle	1,000.00	1,000.00	0.00	956.74	43.26 4.33 %
	Category: E20 - Vehicle Expense Total:	21,200.00	35,200.00	3,312.09	18,991.56	16,208.44 46.05%
Category: E30 - Supply Expense						
080-0140-5300	Supplies - Office	15,840.00	12,340.00	2,587.66	10,311.82	2,028.18 16.44 %
080-0140-5322	Supplies - Operating	5,000.00	5,000.00	30.10	4,314.35	685.65 13.71 %
080-0140-5380	Prisoner Care Expense	2,700.00	2,700.00	145.08	1,141.23	1,558.77 57.73 %
	Category: E30 - Supply Expense Total:	23,540.00	20,040.00	2,762.84	15,767.40	4,272.60 21.32%
Category: E40 - Operations Expense						
080-0140-5515	Elections or Permit Fee Exp	1,200.00	1,200.00	0.00	200.00	1,000.00 83.33 %
080-0140-5520	Public Education Expense	5,000.00	5,000.00	1,131.16	5,531.07	-531.07 -10.62 %
	Category: E40 - Operations Expense Total:	6,200.00	6,200.00	1,131.16	5,731.07	468.93 7.56%
Category: E55 - Professional Services						
080-0140-5571	Prof Services - Engineering	100,000.00	129,910.00	26,579.89	100,774.43	29,135.57 22.43 %
080-0140-5574	Prof Services - GIS	1,000.00	1,000.00	0.00	0.00	1,000.00 100.00 %
080-0140-5589	Prof Services - Printing	250.00	250.00	0.00	0.00	250.00 100.00 %

Budget Report

For Fiscal: 2022 Period Ending: 12/31/2022

	Original Total Budget	Current Total Budget	Period Activity	Fiscal Activity	Variance Favorable (Unfavorable)	Percent Remaining
Category: E55 - Professional Services Total:	101,250.00	131,160.00	26,579.89	100,774.43	30,385.57	23.17%
Expense Total:	415,580.74	459,490.74	60,609.29	429,849.80	29,640.94	6.45%
Department: 0140 - Stormwater Total:	415,580.74	459,490.74	60,609.29	429,849.80	29,640.94	6.45%
Department: 0800 - Street Revenue						
Category: R10 - Taxes - Sales						
080-0800-4152 1/2 Cent SalesTaxExpires7/2023	456,000.00	456,000.00	49,570.27	595,768.04	139,768.04	130.65 %
Category: R10 - Taxes - Sales Total:	456,000.00	456,000.00	49,570.27	595,768.04	139,768.04	30.65%
Category: R15 - Taxes - Property						
080-0800-4150 State Turnback	924,000.00	974,000.00	105,118.41	1,188,205.93	214,205.93	121.99 %
080-0800-4151 Saline County Treasurer	444,000.00	494,000.00	36,899.20	550,265.90	56,265.90	111.39 %
Category: R15 - Taxes - Property Total:	1,368,000.00	1,468,000.00	142,017.61	1,738,471.83	270,471.83	18.42%
Category: R60 - Miscellaneous Revenue						
080-0800-4600 Miscellaneous Revenue	1,000.00	9,867.05	1,512.24	26,215.75	16,348.70	265.69 %
Category: R60 - Miscellaneous Revenue Total:	1,000.00	9,867.05	1,512.24	26,215.75	16,348.70	165.69%
Category: R62 - Intergovernmental Tsfrs						
080-0800-4627 Xfer Designated Tax	1,781,501.00	1,781,501.00	148,458.00	1,781,496.00	-5.00	0.00 %
Category: R62 - Intergovernmental Tsfrs Total:	1,781,501.00	1,781,501.00	148,458.00	1,781,496.00	-5.00	0.00%
Category: R64 - Reimbursement						
080-0800-4640 Reimbursement Revenue	725,000.00	725,000.00	0.00	223,456.34	-501,543.66	69.18 %
Category: R64 - Reimbursement Total:	725,000.00	725,000.00	0.00	223,456.34	-501,543.66	69.18%
Category: R85 - Interest Revenue						
080-0800-4850 Interest Revenue	775.00	775.00	0.00	0.00	-775.00	100.00 %
Category: R85 - Interest Revenue Total:	775.00	775.00	0.00	0.00	-775.00	100.00%
Revenue Total:	4,332,276.00	4,441,143.05	341,558.12	4,365,407.96	-75,735.09	1.71%
Expense						
Category: E01 - Personnel Expense						
080-0800-5000 Salary Expense	649,751.90	649,751.90	44,684.52	506,291.39	143,460.51	22.08 %
080-0800-5005 SWB Reimbursement	169,571.00	169,571.00	14,130.91	169,571.00	0.00	0.00 %
080-0800-5010 Overtime Expense	7,200.00	7,200.00	113.59	5,602.00	1,598.00	22.19 %
080-0800-5020 FICA Expense	50,043.24	50,043.24	3,382.72	38,586.15	11,457.09	22.89 %
080-0800-5022 Unemployment Expense	1,140.00	1,140.00	9.81	457.25	682.75	59.89 %
080-0800-5025 Worker's Comp Expense	18,000.00	18,000.00	0.00	16,843.00	1,157.00	6.43 %
080-0800-5030 APERS Expense	100,217.30	100,217.30	6,863.34	78,300.79	21,916.51	21.87 %
080-0800-5040 Health Insurance Expense	123,057.24	123,057.24	9,153.10	85,792.11	37,265.13	30.28 %
080-0800-5050 Physical & Drug Screen Exp	1,800.00	1,800.00	68.99	416.34	1,383.66	76.87 %
080-0800-5055 Uniform Expense	13,003.13	14,287.08	1,130.47	15,742.47	-1,455.39	-10.19 %
080-0800-5060 Travel & Training Expense	10,000.00	15,000.00	1,211.51	14,072.51	927.49	6.18 %
Category: E01 - Personnel Expense Total:	1,143,783.81	1,150,067.76	80,748.96	931,675.01	218,392.75	18.99%
Category: E10 - Building & Grounds Exp						
080-0800-5102 Repairs & Maint - Building	35,000.00	35,000.00	10,997.49	32,492.84	2,507.16	7.16 %
080-0800-5110 Utilities - Electric	20,000.00	20,000.00	2,361.44	29,687.09	-9,687.09	-48.44 %
080-0800-5111 Utilities - Gas	2,499.96	2,499.96	253.38	2,051.62	448.34	17.93 %
080-0800-5112 Utilities - Water	5,000.00	5,000.00	41.84	500.44	4,499.56	89.99 %
080-0800-5115 Com Exp - Tel Landline.Interne	14,640.00	14,640.00	1,231.02	14,123.46	516.54	3.53 %
080-0800-5116 Communication Exp - Cellular	4,500.00	4,500.00	427.14	5,353.34	-853.34	-18.96 %
080-0800-5120 Insurance - Property	1,965.00	1,965.00	0.00	2,769.06	-804.06	-40.92 %
080-0800-5130 Sanitation	3,500.00	3,500.00	0.00	3,448.03	51.97	1.48 %
080-0800-5140 Supplies - B&G	3,600.00	3,600.00	260.04	1,338.21	2,261.79	62.83 %
080-0800-5142 Janitorial Supplies and Main	2,000.00	2,000.00	191.87	1,964.25	35.75	1.79 %
080-0800-5145 Tools	12,000.00	12,000.00	48.28	12,677.99	-677.99	-5.65 %
Category: E10 - Building & Grounds Exp Total:	104,704.96	104,704.96	15,812.50	106,406.33	-1,701.37	-1.62%
Category: E20 - Vehicle Expense						
080-0800-5200 Fuel Expense	70,000.00	70,000.00	4,708.84	70,834.52	-834.52	-1.19 %

		Original Total Budget	Current Total Budget	Period Activity	Fiscal Activity	Variance Favorable (Unfavorable)	Percent Remaining
080-0800-5210	Service & Repair - Vehicle	72,000.00	101,587.27	14,915.53	85,982.78	15,604.49	15.36 %
080-0800-5218	Tire Expense	15,000.00	15,000.00	0.00	15,088.32	-88.32	-0.59 %
080-0800-5225	Insurance Expense - Vehicle	20,000.00	20,055.07	0.00	17,263.48	2,791.59	13.92 %
080-0800-5230	Radios	1,500.00	1,500.00	0.00	0.00	1,500.00	100.00 %
080-0800-5240	Equipment Rental	60,000.00	200.00	0.00	0.00	200.00	100.00 %
Category: E20 - Vehicle Expense Total:		238,500.00	208,342.34	19,624.37	189,169.10	19,173.24	9.20%
Category: E30 - Supply Expense							
080-0800-5300	Supplies - Office	6,000.00	6,000.00	1,489.44	4,068.38	1,931.62	32.19 %
080-0800-5316	Supplies - Signs	40,000.08	40,000.08	3,379.76	28,578.58	11,421.50	28.55 %
080-0800-5322	Supplies - Operating	242,448.00	242,448.00	37,878.17	230,936.17	11,511.83	4.75 %
080-0800-5323	Material and Maint	100,000.08	119,000.08	44,358.11	113,619.79	5,380.29	4.52 %
080-0800-5350	Postage Expense	504.00	504.00	79.23	548.52	-44.52	-8.83 %
Category: E30 - Supply Expense Total:		388,952.16	407,952.16	87,184.71	377,751.44	30,200.72	7.40%
Category: E40 - Operations Expense							
080-0800-5480	Dues & Subscriptions	3,100.00	3,100.00	0.00	4,356.41	-1,256.41	-40.53 %
080-0800-5530	Safety Program	3,000.00	3,000.00	0.00	3,055.41	-55.41	-1.85 %
080-0800-5535	Sales Tax Expense	500.00	4,000.00	0.00	4,550.58	-550.58	-13.76 %
080-0800-5545	Street Paving Expense	350,004.00	130,000.00	0.00	0.00	130,000.00	100.00 %
080-0800-5546	Street Lights Installed	144,000.00	227,693.38	4,617.92	171,306.41	56,386.97	24.76 %
080-0800-5547	Traffic Signal Maintenance	16,008.00	16,008.00	3,607.85	4,278.69	11,729.31	73.27 %
Category: E40 - Operations Expense Total:		516,612.00	383,801.38	8,225.77	187,547.50	196,253.88	51.13%
Category: E55 - Professional Services							
080-0800-5550	Prof Services - Acctg & Audit	13,750.00	13,750.00	0.00	13,750.00	0.00	0.00 %
080-0800-5553	Prof Services - Advertising	3,500.04	3,500.04	834.20	2,906.92	593.12	16.95 %
080-0800-5562	Prof Services - Bridge Inspection	750.00	750.00	0.00	0.00	750.00	100.00 %
080-0800-5571	Prof Services - Engineering	120,000.00	144,380.00	47.30	109,437.30	34,942.70	24.20 %
080-0800-5574	Prof Services - GIS	2,000.00	2,000.00	0.00	3,119.58	-1,119.58	-55.98 %
080-0800-5586	Prof Services - Other	190,000.00	188,476.98	27,515.37	176,320.88	12,156.10	6.45 %
080-0800-5589	Prof Services - Printing	500.00	500.00	0.00	125.78	374.22	74.84 %
Category: E55 - Professional Services Total:		330,500.04	353,357.02	28,396.87	305,660.46	47,696.56	13.50%
Category: E60 - Miscellaneous Expense							
080-0800-5604	Hardware - New & Renewals	5,500.00	5,500.00	0.00	8,929.23	-3,429.23	-62.35 %
080-0800-5608	Software - New & Renewals	15,465.00	15,465.00	-11,380.93	44,431.18	-28,966.18	-187.30 %
080-0800-5614	Copiers & Maintenance	1,320.00	1,320.00	140.52	140.52	1,179.48	89.35 %
Category: E60 - Miscellaneous Expense Total:		22,285.00	22,285.00	-11,240.41	53,500.93	-31,215.93	-140.08%
Category: E80 - Fixed Assets							
080-0800-5810	Fixed Assets - Equipment	454,500.00	823,224.36	-158,427.85	210,835.81	612,388.55	74.39 %
080-0800-5816	Capital Assets - Infrastructure	452,500.00	744,887.37	177,093.36	405,644.54	339,242.83	45.54 %
080-0800-5828	Projects	916,000.00	1,330,681.42	295,707.49	877,105.59	453,575.83	34.09 %
080-0800-5898	Capital Asset Contra	0.00	0.00	191,924.36	191,924.36	-191,924.36	0.00 %
Category: E80 - Fixed Assets Total:		1,823,000.00	2,898,793.15	506,297.36	1,685,510.30	1,213,282.85	41.85%
Category: E90 - Construction Projects							
080-0800-5910	Projects - Overlays	600,000.00	741,170.45	14,206.50	449,256.76	291,913.69	39.39 %
Category: E90 - Construction Projects Total:		600,000.00	741,170.45	14,206.50	449,256.76	291,913.69	39.39%
Expense Total:		5,168,337.97	6,270,474.22	749,256.63	4,286,477.83	1,983,996.39	31.64%
Department: 0800 - Street Surplus (Deficit):		-836,061.97	-1,829,331.17	-407,698.51	78,930.13	1,908,261.30	104.31%
Fund: 080 - Street Fund Surplus (Deficit):		-1,251,642.71	-2,288,821.91	-468,307.80	-350,919.67	1,937,902.24	84.67%

Budget Report

For Fiscal: 2022 Period Ending: 12/31/2022

	Original Total Budget	Current Total Budget	Period Activity	Fiscal Activity	Variance Favorable (Unfavorable)	Percent Remaining
Fund: 090 - Long Term Governmental Capital Asset Fund						
Department: 0000 - Administration						
Expense						
Category: E80 - Fixed Assets						
090-0000-5898 Capital Asset Contra	0.00	0.00	-215,016.14	-717,963.93	717,963.93	0.00 %
Category: E80 - Fixed Assets Total:	0.00	0.00	-215,016.14	-717,963.93	717,963.93	0.00%
Expense Total:	0.00	0.00	-215,016.14	-717,963.93	717,963.93	0.00%
Department: 0000 - Administration Total:	0.00	0.00	-215,016.14	-717,963.93	717,963.93	0.00%
Department: 0800 - Street						
Expense						
Category: E80 - Fixed Assets						
090-0800-5824 Depreciation Expense	0.00	0.00	0.00	1,269.01	-1,269.01	0.00 %
Category: E80 - Fixed Assets Total:	0.00	0.00	0.00	1,269.01	-1,269.01	0.00%
Expense Total:	0.00	0.00	0.00	1,269.01	-1,269.01	0.00%
Department: 0800 - Street Total:	0.00	0.00	0.00	1,269.01	-1,269.01	0.00%
Fund: 090 - Long Term Governmental Capital Asset Fund Total:	0.00	0.00	-215,016.14	-716,694.92	716,694.92	0.00%
Fund: 110 - Special Redemp - 2016 Bond						
Department: 0000 - Administration						
Expense						
Category: E62 - Intergovernmental Tsfr						
110-0000-5626 Xfer to Other	0.00	375,000.00	0.00	1,700,000.00	-1,325,000.00	-353.33 %
Category: E62 - Intergovernmental Tsfr Total:	0.00	375,000.00	0.00	1,700,000.00	-1,325,000.00	-353.33%
Expense Total:	0.00	375,000.00	0.00	1,700,000.00	-1,325,000.00	-353.33%
Department: 0000 - Administration Total:	0.00	375,000.00	0.00	1,700,000.00	-1,325,000.00	-353.33%
Department: 0100 - Administration						
Revenue						
Category: R62 - Intergovernmental Tsfrs						
110-0100-4623 Xfer from Other Fund	375,000.00	1,001,000.00	2,158.73	1,700,504.46	699,504.46	169.88 %
Category: R62 - Intergovernmental Tsfrs Total:	375,000.00	1,001,000.00	2,158.73	1,700,504.46	699,504.46	69.88%
Category: R85 - Interest Revenue						
110-0100-4855 Gain on Investment	0.00	0.00	4,627.45	14,011.75	14,011.75	0.00 %
Category: R85 - Interest Revenue Total:	0.00	0.00	4,627.45	14,011.75	14,011.75	0.00%
Revenue Total:	375,000.00	1,001,000.00	6,786.18	1,714,516.21	713,516.21	71.28%
Department: 0100 - Administration Total:	375,000.00	1,001,000.00	6,786.18	1,714,516.21	713,516.21	71.28%
Fund: 110 - Special Redemp - 2016 Bond Surplus (Deficit):	375,000.00	626,000.00	6,786.18	14,516.21	-611,483.79	97.68%
Fund: 113 - Debt Service Reserve Fund						
Department: 0100 - Administration						
Revenue						
Category: R85 - Interest Revenue						
113-0100-4850 Interest Revenue	0.00	6,000.00	2,158.73	8,980.69	2,980.69	149.68 %
Category: R85 - Interest Revenue Total:	0.00	6,000.00	2,158.73	8,980.69	2,980.69	49.68%
Revenue Total:	0.00	6,000.00	2,158.73	8,980.69	2,980.69	49.68%
Expense						
Category: E62 - Intergovernmental Tsfr						
113-0100-5626 Xfer to other fund	0.00	6,000.00	2,158.73	8,980.69	-2,980.69	-49.68 %
Category: E62 - Intergovernmental Tsfr Total:	0.00	6,000.00	2,158.73	8,980.69	-2,980.69	-49.68%
Expense Total:	0.00	6,000.00	2,158.73	8,980.69	-2,980.69	-49.68%
Department: 0100 - Administration Surplus (Deficit):	0.00	0.00	0.00	0.00	0.00	0.00%
Fund: 113 - Debt Service Reserve Fund Surplus (Deficit):	0.00	0.00	0.00	0.00	0.00	0.00%

	Original Total Budget	Current Total Budget	Period Activity	Fiscal Activity	Variance Favorable (Unfavorable)	Percent Remaining
Fund: 114 - 2016 Bond Fund						
Department: 0000 - Administration						
Revenue						
Category: R62 - Intergovernmental Tsfrs						
114-0000-4623	Xfer from Other Fund	0.00	750,000.00	0.00	1,700,000.00	950,000.00 226.67 %
Category: R62 - Intergovernmental Tsfrs Total:		0.00	750,000.00	0.00	1,700,000.00	950,000.00 126.67%
Revenue Total:		0.00	750,000.00	0.00	1,700,000.00	950,000.00 126.67%
Expense						
Category: E72 - Bond Expense						
114-0000-5722	Bond Principle Pmt	700,000.00	1,346,000.00	1,354,115.62	2,700,000.00	-1,354,000.00 -100.59 %
114-0000-5724	Bond Fees	950.00	950.00	2,150.00	3,100.00	-2,150.00 -226.32 %
Category: E72 - Bond Expense Total:		700,950.00	1,346,950.00	1,356,265.62	2,703,100.00	-1,356,150.00 -100.68%
Category: E85 - Interest Expense						
114-0000-5850	Interest Expense	778,975.00	778,975.00	677,575.01	677,575.01	101,399.99 13.02 %
Category: E85 - Interest Expense Total:		778,975.00	778,975.00	677,575.01	677,575.01	101,399.99 13.02%
Expense Total:		1,479,925.00	2,125,925.00	2,033,840.63	3,380,675.01	-1,254,750.01 -59.02%
Department: 0000 - Administration Surplus (Deficit):		-1,479,925.00	-1,375,925.00	-2,033,840.63	-1,680,675.01	-304,750.01 -22.15%
Department: 0100 - Administration						
Revenue						
Category: R10 - Taxes - Sales						
114-0100-4610	Loan Proceeds	2,969,168.00	2,969,168.00	245,638.93	3,096,603.87	127,435.87 104.29 %
Category: R10 - Taxes - Sales Total:		2,969,168.00	2,969,168.00	245,638.93	3,096,603.87	127,435.87 4.29%
Revenue Total:		2,969,168.00	2,969,168.00	245,638.93	3,096,603.87	127,435.87 4.29%
Department: 0100 - Administration Total:		2,969,168.00	2,969,168.00	245,638.93	3,096,603.87	127,435.87 4.29%
Department: 0400 - Parks						
Revenue						
Category: R85 - Interest Revenue						
114-0400-4850	Interest Revenue	0.00	0.00	2,494.36	9,473.69	9,473.69 0.00 %
Category: R85 - Interest Revenue Total:		0.00	0.00	2,494.36	9,473.69	9,473.69 0.00%
Revenue Total:		0.00	0.00	2,494.36	9,473.69	9,473.69 0.00%
Expense						
Category: E62 - Intergovernmental Tsfr						
114-0400-5626	Xfer to other fund	375,000.00	1,691,600.00	0.00	1,691,523.77	76.23 0.00 %
Category: E62 - Intergovernmental Tsfr Total:		375,000.00	1,691,600.00	0.00	1,691,523.77	76.23 0.00%
Expense Total:		375,000.00	1,691,600.00	0.00	1,691,523.77	76.23 0.00%
Department: 0400 - Parks Surplus (Deficit):		-375,000.00	-1,691,600.00	2,494.36	-1,682,050.08	9,549.92 0.56%
Fund: 114 - 2016 Bond Fund Surplus (Deficit):		1,114,243.00	-98,357.00	-1,785,707.34	-266,121.22	-167,764.22 -170.57%
Fund: 167 - 2022 Amend 78						
Department: 0100 - Administration						
Revenue						
Category: R10 - Taxes - Sales						
167-0100-4610	Loan Proceeds	0.00	925,000.01	-100,151.27	301,526.35	-623,473.66 67.40 %
Category: R10 - Taxes - Sales Total:		0.00	925,000.01	-100,151.27	301,526.35	-623,473.66 67.40%
Revenue Total:		0.00	925,000.01	-100,151.27	301,526.35	-623,473.66 67.40%
Department: 0100 - Administration Total:		0.00	925,000.01	-100,151.27	301,526.35	-623,473.66 67.40%
Fund: 167 - 2022 Amend 78 Total:		0.00	925,000.01	-100,151.27	301,526.35	-623,473.66 67.40%
Fund: 185 - Street Bond 2016 DS						
Department: 0800 - Street						
Revenue						
Category: R62 - Intergovernmental Tsfrs						
185-0800-4627	Xfer from Other	649,000.20	649,000.20	57,245.41	648,653.97	-346.23 0.05 %
Category: R62 - Intergovernmental Tsfrs Total:		649,000.20	649,000.20	57,245.41	648,653.97	-346.23 0.05%

Budget Report

For Fiscal: 2022 Period Ending: 12/31/2022

	Original Total Budget	Current Total Budget	Period Activity	Fiscal Activity	Variance Favorable (Unfavorable)	Percent Remaining
Category: R85 - Interest Revenue						
185-0800-4850 Interest Revenue	0.00	0.00	535.27	1,791.85	1,791.85	0.00 %
Category: R85 - Interest Revenue Total:	0.00	0.00	535.27	1,791.85	1,791.85	0.00%
Revenue Total:	649,000.20	649,000.20	57,780.68	650,445.82	1,445.62	0.22%
Expense						
Category: E72 - Bond Expense						
185-0800-5722 Bond Principal Pmt	360,000.00	360,000.00	-278,493.76	360,000.00	0.00	0.00 %
185-0800-5724 Bond Fees	1,008.00	1,008.00	83.33	999.96	8.04	0.80 %
185-0800-5750 Interest Expense	278,493.76	278,493.76	278,493.76	278,493.76	0.00	0.00 %
Category: E72 - Bond Expense Total:	639,501.76	639,501.76	83.33	639,493.72	8.04	0.00%
Expense Total:	639,501.76	639,501.76	83.33	639,493.72	8.04	0.00%
Department: 0800 - Street Surplus (Deficit):	9,498.44	9,498.44	57,697.35	10,952.10	1,453.66	-15.30%
Fund: 185 - Street Bond 2016 DS Surplus (Deficit):	9,498.44	9,498.44	57,697.35	10,952.10	1,453.66	-15.30%
Fund: 186 - Street Bond 2016 DSR						
Department: 0800 - Street						
Revenue						
Category: R85 - Interest Revenue						
186-0800-4850 Interest Revenue	0.00	0.00	863.75	3,464.18	3,464.18	0.00 %
Category: R85 - Interest Revenue Total:	0.00	0.00	863.75	3,464.18	3,464.18	0.00%
Revenue Total:	0.00	0.00	863.75	3,464.18	3,464.18	0.00%
Expense						
Category: E62 - Intergovernmental Tsfr						
186-0800-5626 Xfer to Other	0.00	10.00	3,458.44	3,464.18	-3,454.18	4,541.80 %
Category: E62 - Intergovernmental Tsfr Total:	0.00	10.00	3,458.44	3,464.18	-3,454.18	34,541.80%
Expense Total:	0.00	10.00	3,458.44	3,464.18	-3,454.18	34,541.80%
Department: 0800 - Street Surplus (Deficit):	0.00	-10.00	-2,594.69	0.00	10.00	100.00%
Fund: 186 - Street Bond 2016 DSR Surplus (Deficit):	0.00	-10.00	-2,594.69	0.00	10.00	100.00%
Fund: 187 - 2016 Street Construction Fund						
Department: 0800 - Street						
Revenue						
Category: R85 - Interest Revenue						
187-0800-4850 Interest Revenue	0.00	0.00	11,645.23	62,454.18	62,454.18	0.00 %
Category: R85 - Interest Revenue Total:	0.00	0.00	11,645.23	62,454.18	62,454.18	0.00%
Revenue Total:	0.00	0.00	11,645.23	62,454.18	62,454.18	0.00%
Expense						
Category: E90 - Construction Projects						
187-0800-5900 Construction Projects	2,000,000.00	2,000,000.00	403,825.65	3,131,481.83	-1,131,481.83	-56.57 %
Category: E90 - Construction Projects Total:	2,000,000.00	2,000,000.00	403,825.65	3,131,481.83	-1,131,481.83	-56.57%
Expense Total:	2,000,000.00	2,000,000.00	403,825.65	3,131,481.83	-1,131,481.83	-56.57%
Department: 0800 - Street Surplus (Deficit):	-2,000,000.00	-2,000,000.00	-392,180.42	-3,069,027.65	-1,069,027.65	-53.45%
Fund: 187 - 2016 Street Construction Fund Surplus (Deficit):	-2,000,000.00	-2,000,000.00	-392,180.42	-3,069,027.65	-1,069,027.65	-53.45%
Fund: 500 - Water Fund						
Department: 0140 - Stormwater						
Revenue						
Category: R50 - Sale of Services						
500-0140-4567 Stormwater Rev Fees	20,000.00	20,000.00	1,100.00	25,825.00	5,825.00	129.13 %
500-0140-4568 Stormwater Rev - Residential	244,000.00	244,000.00	20,283.00	241,964.26	-2,035.74	0.83 %
500-0140-4569 Stormwater Rev - Business	44,000.00	44,000.00	3,780.00	45,106.63	1,106.63	102.52 %
Category: R50 - Sale of Services Total:	308,000.00	308,000.00	25,163.00	312,895.89	4,895.89	1.59%
Revenue Total:	308,000.00	308,000.00	25,163.00	312,895.89	4,895.89	1.59%

	Original Total Budget	Current Total Budget	Period Activity	Fiscal Activity	Variance Favorable (Unfavorable)	Percent Remaining
Expense						
Category: E62 - Intergovernmental Tsfr						
500-0140-5622	Xfer to Fund 515	308,000.00	308,000.00	48,168.00	332,275.79	-24,275.79 -7.88 %
Category: E62 - Intergovernmental Tsfr Total:		308,000.00	308,000.00	48,168.00	332,275.79	-24,275.79 -7.88%
Expense Total:		308,000.00	308,000.00	48,168.00	332,275.79	-24,275.79 -7.88%
Department: 0140 - Stormwater Surplus (Deficit):		0.00	0.00	-23,005.00	-19,379.90	-19,379.90 0.00%
Department: 0900 - Water						
Revenue						
Category: R50 - Sale of Services						
500-0900-4504	CAW Watershed	75,276.00	75,276.00	8,438.40	100,207.35	24,931.35 133.12 %
500-0900-4532	One Time Charge	38,500.00	38,500.00	4,098.00	45,691.09	7,191.09 118.68 %
500-0900-4536	Penalties	150,000.00	150,000.00	20,713.53	191,639.35	41,639.35 127.76 %
500-0900-4537	Insufficient Check Fee	2,000.00	2,000.00	75.00	1,575.00	-425.00 21.25 %
500-0900-4540	Sales - CAW System Devel	6,529.00	6,529.00	0.25	15,981.00	9,452.00 244.77 %
500-0900-4542	Sales - FSDWA	39,600.00	39,600.00	3,357.20	40,030.49	430.49 101.09 %
500-0900-4544	Water Misc Income	98,737.00	98,737.00	15,480.00	226,744.02	128,007.02 229.64 %
500-0900-4548	Sales - Pump Maintenance	32,000.00	32,000.00	1,864.80	22,948.15	-9,051.85 28.29 %
500-0900-4550	Sales - Service Charges	27,500.00	27,500.00	1,875.00	26,985.00	-515.00 1.87 %
500-0900-4554	Sales - Water	4,323,000.00	4,323,000.00	274,404.75	3,527,911.09	-795,088.91 18.39 %
500-0900-4556	Sales - Water Connections	17,000.00	17,000.00	0.00	37,165.00	20,165.00 218.62 %
500-0900-4561	Sales Tax Revenue	0.00	0.00	27,382.13	346,265.41	346,265.41 0.00 %
500-0900-4566	Woodland Hills Watershed	4,356.00	4,356.00	471.60	5,604.30	1,248.30 128.66 %
Category: R50 - Sale of Services Total:		4,814,498.00	4,814,498.00	358,160.66	4,588,747.25	-225,750.75 4.69%
Category: R60 - Miscellaneous Revenue						
500-0900-4600	Miscellaneous Revenue	0.00	5,000.00	-37,298.12	2,005,602.60	2,000,602.60 10,112.05 %
500-0900-4631	NXfer to Water Impact	0.00	0.00	0.00	38,118.00	38,118.00 0.00 %
500-0900-4632	NXfer to Subdiv Impact Wtr	0.00	4,500.00	0.00	4,200.00	-300.00 6.67 %
Category: R60 - Miscellaneous Revenue Total:		0.00	9,500.00	-37,298.12	2,047,920.60	2,038,420.60 21,457.06%
Category: R62 - Intergovernmental Tsfrs						
500-0900-4623	Xtrf to Other	0.00	0.00	43,155.30	84,825.30	84,825.30 0.00 %
500-0900-4625	Xfer from Water	0.00	3,500,000.00	0.00	3,475,000.00	-25,000.00 0.71 %
Category: R62 - Intergovernmental Tsfrs Total:		0.00	3,500,000.00	43,155.30	3,559,825.30	59,825.30 1.71%
Revenue Total:		4,814,498.00	8,323,998.00	364,017.84	10,196,493.15	1,872,495.15 22.50%
Expense						
Category: E01 - Personnel Expense						
500-0900-5000	Salary Expense	0.00	571,573.77	36,235.49	528,085.79	43,487.98 7.61 %
500-0900-5005	SWB Reimbursement	0.00	169,571.00	14,130.91	169,571.00	0.00 0.00 %
500-0900-5010	Overtime Expense	0.00	17,217.71	426.47	25,141.01	-7,923.30 -46.02 %
500-0900-5020	FICA Expense	0.00	44,996.66	2,768.26	41,699.61	3,297.05 7.33 %
500-0900-5022	Unemployment Expense	0.00	780.00	3.92	495.61	284.39 36.46 %
500-0900-5025	Worker's Comp Expense	0.00	15,000.00	0.00	15,743.03	-743.03 -4.95 %
500-0900-5030	APERS Expense	0.00	85,739.97	5,597.00	82,522.66	3,217.31 3.75 %
500-0900-5040	Health Insurance Expense	0.00	82,840.56	6,914.54	80,507.02	2,333.54 2.82 %
500-0900-5050	Physical & Drug Screen Exp	0.00	800.00	34.53	134.33	665.67 83.21 %
500-0900-5054	Bring Your Own Device - Phone	0.00	300.00	150.00	525.00	-225.00 -75.00 %
500-0900-5055	Uniform Expense	0.00	10,392.85	2,483.87	9,744.10	648.75 6.24 %
500-0900-5060	Travel & Training Expense	0.00	9,000.00	209.19	8,802.63	197.37 2.19 %
Category: E01 - Personnel Expense Total:		0.00	1,008,212.52	68,954.18	962,971.79	45,240.73 4.49%
Category: E10 - Building & Grounds Exp						
500-0900-5102	Repairs & Maint - Building	0.00	12,324.12	3,451.90	7,233.18	5,090.94 41.31 %
500-0900-5104	Repairs & Maint - Grounds	0.00	3,500.00	2,000.00	2,071.42	1,428.58 40.82 %
500-0900-5110	Utilities - Electric	0.00	60,000.00	395.89	37,433.69	22,566.31 37.61 %
500-0900-5111	Utilities - Gas	0.00	2,499.96	54.03	2,019.81	480.15 19.21 %
500-0900-5112	Utilities - Water	0.00	300.00	22.77	290.45	9.55 3.18 %
500-0900-5115	Com Exp - Tel Landline.Interne	0.00	8,460.00	722.89	8,523.26	-63.26 -0.75 %
500-0900-5116	Communication Exp - Cellular	0.00	15,000.00	881.17	10,921.00	4,079.00 27.19 %

Budget Report

For Fiscal: 2022 Period Ending: 12/31/2022

		Original Total Budget	Current Total Budget	Period Activity	Fiscal Activity	Variance Favorable (Unfavorable)	Percent Remaining
500-0900-5120	Insurance - Property	0.00	12,893.00	0.00	16,738.56	-3,845.56	-29.83 %
500-0900-5130	Sanitation	0.00	1,800.00	21.56	3,223.44	-1,423.44	-79.08 %
500-0900-5142	Janitorial Supplies and Main	0.00	11,500.00	754.15	2,805.02	8,694.98	75.61 %
500-0900-5145	Tools	0.00	12,500.04	0.00	12,330.70	169.34	1.35 %
Category: E10 - Building & Grounds Exp Total:		0.00	140,777.12	8,304.36	103,590.53	37,186.59	26.42%
Category: E20 - Vehicle Expense							
500-0900-5200	Fuel Expense	0.00	54,000.00	4,345.62	61,621.41	-7,621.41	-14.11 %
500-0900-5210	Service & Repair - Vehicle	0.00	50,789.96	5,642.69	53,785.16	-2,995.20	-5.90 %
500-0900-5218	Tire Expense	0.00	12,000.00	3,965.50	9,517.38	2,482.62	20.69 %
500-0900-5225	Insurance Expense - Vehicle	0.00	7,638.47	0.00	6,859.62	778.85	10.20 %
Category: E20 - Vehicle Expense Total:		0.00	124,428.43	13,953.81	131,783.57	-7,355.14	-5.91%
Category: E30 - Supply Expense							
500-0900-5300	Supplies - Office	0.00	5,499.96	2,184.90	5,872.03	-372.07	-6.76 %
500-0900-5322	Supplies - Operating	0.00	249,700.00	30,924.01	178,656.43	71,043.57	28.45 %
500-0900-5350	Postage Expense	0.00	96,000.00	215.33	2,632.61	93,367.39	97.26 %
500-0900-5360	Cost of Water from CAW	0.00	1,468,524.00	97,455.76	1,282,662.12	185,861.88	12.66 %
Category: E30 - Supply Expense Total:		0.00	1,819,723.96	130,780.00	1,469,823.19	349,900.77	19.23%
Category: E40 - Operations Expense							
500-0900-5475	Credit Card Fees	66,000.00	106,380.00	10,140.05	128,068.22	-21,688.22	-20.39 %
500-0900-5480	Dues & Subscriptions	0.00	33,492.00	4,787.08	34,305.16	-813.16	-2.43 %
500-0900-5515	Elections or Permit Fee Exp	0.00	45,000.00	0.00	41,318.40	3,681.60	8.18 %
500-0900-5530	Safety Program	0.00	1,500.00	0.00	2,348.24	-848.24	-56.55 %
500-0900-5535	Sales Tax Expense	0.00	315,000.00	35,768.00	319,743.98	-4,743.98	-1.51 %
Category: E40 - Operations Expense Total:		66,000.00	501,372.00	50,695.13	525,784.00	-24,412.00	-4.87%
Category: E55 - Professional Services							
500-0900-5550	Prof Services - Acctg & Audit	0.00	7,400.00	0.00	7,400.00	0.00	0.00 %
500-0900-5553	Prof Services - Advertising	0.00	2,000.00	86.87	422.71	1,577.29	78.86 %
500-0900-5571	Prof Services - Engineering	0.00	16,644.00	15,000.00	15,000.00	1,644.00	9.88 %
500-0900-5574	Prof Services - GIS	0.00	0.00	0.00	1,400.00	-1,400.00	0.00 %
500-0900-5586	Prof Services - Other	0.00	98,362.08	21,301.23	89,413.78	8,948.30	9.10 %
500-0900-5589	Prof Services - Printing	0.00	0.00	175.00	350.00	-350.00	0.00 %
Category: E55 - Professional Services Total:		0.00	124,406.08	36,563.10	113,986.49	10,419.59	8.38%
Category: E60 - Miscellaneous Expense							
500-0900-5600	Miscellaneous Expense	1,000.00	1,000.00	2,522.84	4,087.92	-3,087.92	-308.79 %
500-0900-5604	Hardware - New & Renewals	0.00	7,000.00	0.00	8,506.19	-1,506.19	-21.52 %
500-0900-5608	Software - New & Renewals	0.00	38,110.00	-29,227.70	41,052.51	-2,942.51	-7.72 %
500-0900-5614	Copiers & Maintenance	0.00	8,320.00	93.68	283.22	8,036.78	96.60 %
Category: E60 - Miscellaneous Expense Total:		1,000.00	54,430.00	-26,611.18	53,929.84	500.16	0.92%
Category: E62 - Intergovernmental Tsfr							
500-0900-5624	Xfer to Water	3,500,000.00	3,500,000.00	-266,664.00	2,941,672.00	558,328.00	15.95 %
500-0900-5626	Xfer to Other	0.00	97,000.00	45,198.44	201,146.47	-104,146.47	-107.37 %
500-0900-5629	Xfer to Water Impact	35,000.00	35,000.00	22,446.00	79,788.00	-44,788.00	-127.97 %
Category: E62 - Intergovernmental Tsfr Total:		3,535,000.00	3,632,000.00	-199,019.56	3,222,606.47	409,393.53	11.27%
Category: E72 - Bond Expense							
500-0900-5724	Bond Fees	0.00	48,999.96	3,558.52	44,599.70	4,400.26	8.98 %
Category: E72 - Bond Expense Total:		0.00	48,999.96	3,558.52	44,599.70	4,400.26	8.98%
Category: E80 - Fixed Assets							
500-0900-5816	Capital Assets- Infrastructure	0.00	499,908.75	281,141.27	636,394.38	-136,485.63	-27.30 %
500-0900-5821	Capital Other Equipment	0.00	133,170.00	0.00	110,977.00	22,193.00	16.67 %
500-0900-5824	Depreciation Expense	0.00	500,000.00	0.00	0.00	500,000.00	100.00 %
Category: E80 - Fixed Assets Total:		0.00	1,133,078.75	281,141.27	747,371.38	385,707.37	34.04%

	Original Total Budget	Current Total Budget	Period Activity	Fiscal Activity	Variance Favorable (Unfavorable)	Percent Remaining
Category: E85 - Interest Expense						
500-0900-5850 Interest Expense	0.00	180,665.00	9,405.69	85,843.99	94,821.01	52.48 %
Category: E85 - Interest Expense Total:	0.00	180,665.00	9,405.69	85,843.99	94,821.01	52.48%
Expense Total:	3,602,000.00	8,768,093.82	377,725.32	7,462,290.95	1,305,802.87	14.89%
Department: 0900 - Water Surplus (Deficit):	1,212,498.00	-444,095.82	-13,707.48	2,734,202.20	3,178,298.02	715.68%
Department: 0950 - Wastewater						
Revenue						
Category: R50 - Sale of Services						
500-0950-4552 Sales - Wastewater	5,563,787.00	5,563,787.00	424,716.78	4,290,282.87	-1,273,504.13	22.89 %
500-0950-4558 Sales - WW Connections	13,750.00	13,750.00	600.00	17,350.00	3,600.00	126.18 %
Category: R50 - Sale of Services Total:	5,577,537.00	5,577,537.00	425,316.78	4,307,632.87	-1,269,904.13	22.77%
Category: R60 - Miscellaneous Revenue						
500-0950-4600 Miscellaneous Revenue	100.00	100.00	-44.75	0.00	-100.00	100.00 %
500-0950-4631 Xfer Wastewater Impact	50,000.00	50,000.00	2,000.00	58,850.00	8,850.00	117.70 %
Category: R60 - Miscellaneous Revenue Total:	50,100.00	50,100.00	1,955.25	58,850.00	8,750.00	17.47%
Revenue Total:	5,627,637.00	5,627,637.00	427,272.03	4,366,482.87	-1,261,154.13	22.41%
Expense						
Category: E62 - Intergovernmental Tsfr						
500-0950-5624 Xfer to Water	4,064,000.00	4,064,000.00	266,664.00	4,008,328.00	55,672.00	1.37 %
500-0950-5631 Xfer to Wastewater Impact	50,000.00	50,000.00	4,500.00	56,300.00	-6,300.00	-12.60 %
Category: E62 - Intergovernmental Tsfr Total:	4,114,000.00	4,114,000.00	271,164.00	4,064,628.00	49,372.00	1.20%
Expense Total:	4,114,000.00	4,114,000.00	271,164.00	4,064,628.00	49,372.00	1.20%
Department: 0950 - Wastewater Surplus (Deficit):	1,513,637.00	1,513,637.00	156,108.03	301,854.87	-1,211,782.13	80.06%
Fund: 500 - Water Fund Surplus (Deficit):	2,726,135.00	1,069,541.18	119,395.55	3,016,677.17	1,947,135.99	-182.05%
Fund: 510 - Wastewater Fund						
Department: 0900 - Water						
Expense						
Category: E60 - Miscellaneous Expense						
510-0900-5608 Software - New & Renewals	38,110.00	0.00	0.00	0.00	0.00	0.00 %
Category: E60 - Miscellaneous Expense Total:	38,110.00	0.00	0.00	0.00	0.00	0.00%
Expense Total:	38,110.00	0.00	0.00	0.00	0.00	0.00%
Department: 0900 - Water Total:	38,110.00	0.00	0.00	0.00	0.00	0.00%
Department: 0950 - Wastewater						
Revenue						
Category: R60 - Miscellaneous Revenue						
510-0950-4600 Miscellaneous Revenue	0.00	0.00	5,901.93	1,124,739.07	1,124,739.07	0.00 %
Category: R60 - Miscellaneous Revenue Total:	0.00	0.00	5,901.93	1,124,739.07	1,124,739.07	0.00%
Category: R62 - Intergovernmental Tsfrs						
510-0950-4625 Xfer from Sewer Sales	4,064,000.00	4,064,000.00	0.00	3,475,000.00	-589,000.00	14.49 %
Category: R62 - Intergovernmental Tsfrs Total:	4,064,000.00	4,064,000.00	0.00	3,475,000.00	-589,000.00	14.49%
Revenue Total:	4,064,000.00	4,064,000.00	5,901.93	4,599,739.07	535,739.07	13.18%
Expense						
Category: E01 - Personnel Expense						
510-0950-5000 Salary Expense	1,156,304.81	1,156,304.81	68,622.99	774,183.56	382,121.25	33.05 %
510-0950-5005 SWB Reimbursement	169,571.00	169,571.00	14,130.91	169,571.00	0.00	0.00 %
510-0950-5010 Overtime Expense	70,000.00	70,000.00	16,341.78	104,974.41	-34,974.41	-49.96 %
510-0950-5020 FICA Expense	94,162.76	94,162.76	6,374.54	66,077.81	28,084.95	29.83 %
510-0950-5022 Unemployment Expense	1,260.00	1,260.00	5.92	571.37	688.63	54.65 %
510-0950-5025 Worker's Comp Expense	22,000.00	22,000.00	0.00	21,589.60	410.40	1.87 %
510-0950-5030 APERS Expense	191,776.15	191,776.15	13,037.05	134,628.00	57,148.15	29.80 %
510-0950-5040 Health Insurance Expense	203,842.16	203,842.16	15,445.88	138,464.66	65,377.50	32.07 %
510-0950-5050 Physical & Drug Screen Exp	1,200.00	1,200.00	34.53	848.53	351.47	29.29 %
510-0950-5054 Bring Your Own Device - Phone	0.00	600.00	0.00	250.00	350.00	58.33 %

Budget Report

For Fiscal: 2022 Period Ending: 12/31/2022

		Original Total Budget	Current Total Budget	Period Activity	Fiscal Activity	Variance Favorable (Unfavorable)	Percent Remaining
510-0950-5055	Uniform Expense	18,934.38	19,140.63	5,558.06	18,517.21	623.42	3.26 %
510-0950-5060	Travel & Training Expense	5,000.00	5,000.00	0.00	2,114.71	2,885.29	57.71 %
Category: E01 - Personnel Expense Total:		1,934,051.26	1,934,857.51	139,551.66	1,431,790.86	503,066.65	26.00%
Category: E10 - Building & Grounds Exp							
510-0950-5102	Repairs & Maint - Building	29,435.08	29,435.08	-41.28	18,059.94	11,375.14	38.64 %
510-0950-5110	Utilities - Electric	348,000.00	398,000.00	45,900.71	443,464.84	-45,464.84	-11.42 %
510-0950-5111	Utilities - Gas	3,000.00	3,000.00	404.29	2,368.72	631.28	21.04 %
510-0950-5112	Utilities - Water	84,300.00	112,300.00	10,464.79	113,522.06	-1,222.06	-1.09 %
510-0950-5115	Com Exp - Tel Landline.Interne	8,460.00	8,460.00	845.89	8,653.93	-193.93	-2.29 %
510-0950-5116	Communication Exp - Cellular	16,800.00	16,800.00	753.57	9,829.15	6,970.85	41.49 %
510-0950-5120	Insurance - Property	17,997.00	17,997.00	0.00	23,365.37	-5,368.37	-29.83 %
510-0950-5130	Sanitation	85,000.00	85,000.00	7,997.53	90,618.23	-5,618.23	-6.61 %
510-0950-5140	Supplies - B&G	10,380.00	10,380.00	0.00	1,064.62	9,315.38	89.74 %
510-0950-5142	Janitorial Supplies and Main	2,316.00	2,316.00	58.64	1,160.32	1,155.68	49.90 %
510-0950-5145	Tools	14,544.00	14,544.00	0.00	9,478.09	5,065.91	34.83 %
Category: E10 - Building & Grounds Exp Total:		620,232.08	698,232.08	66,384.14	721,585.27	-23,353.19	-3.34%
Category: E20 - Vehicle Expense							
510-0950-5200	Fuel Expense	59,400.00	59,400.00	4,697.70	68,532.78	-9,132.78	-15.38 %
510-0950-5210	Service & Repair - Vehicle	76,248.00	76,248.00	13,343.99	67,767.75	8,480.25	11.12 %
510-0950-5218	Tire Expense	9,720.00	9,720.00	575.21	11,424.75	-1,704.75	-17.54 %
510-0950-5225	Insurance Expense - Vehicle	12,000.00	11,968.61	0.00	10,728.15	1,240.46	10.36 %
510-0950-5240	Equipment Rental	4,500.00	4,500.00	0.00	2,496.72	2,003.28	44.52 %
Category: E20 - Vehicle Expense Total:		161,868.00	161,836.61	18,616.90	160,950.15	886.46	0.55%
Category: E30 - Supply Expense							
510-0950-5300	Supplies - Office	4,776.96	4,776.96	1,668.13	3,776.29	1,000.67	20.95 %
510-0950-5322	Supplies - Operating	450,516.00	425,438.65	86,703.95	305,121.79	120,316.86	28.28 %
510-0950-5324	Supplies - Chemicals	222,000.00	231,471.00	63,788.63	321,564.01	-90,093.01	-38.92 %
510-0950-5326	Supplies - Lab	45,972.00	45,972.00	2,118.62	34,134.68	11,837.32	25.75 %
510-0950-5350	Postage Expense	24,000.00	24,000.00	215.32	791.45	23,208.55	96.70 %
Category: E30 - Supply Expense Total:		747,264.96	731,658.61	154,494.65	665,388.22	66,270.39	9.06%
Category: E40 - Operations Expense							
510-0950-5475	Credit Card Fees	36,780.00	36,780.00	2,324.00	26,062.00	10,718.00	29.14 %
510-0950-5480	Dues & Subscriptions	18,364.00	18,364.00	231.57	14,597.16	3,766.84	20.51 %
510-0950-5530	Safety Program	4,000.00	4,000.00	0.00	2,695.28	1,304.72	32.62 %
510-0950-5541	Outside Contractors- I & I	300,000.00	150,000.00	0.00	0.00	150,000.00	100.00 %
510-0950-5542	Service & Repair - I & I	15,000.00	15,000.00	0.00	0.00	15,000.00	100.00 %
Category: E40 - Operations Expense Total:		374,144.00	224,144.00	2,555.57	43,354.44	180,789.56	80.66%
Category: E55 - Professional Services							
510-0950-5550	Prof Services - Acctg & Audit	7,400.00	7,400.00	0.00	7,400.00	0.00	0.00 %
510-0950-5553	Prof Services - Advertising	3,000.00	3,000.00	86.87	422.71	2,577.29	85.91 %
510-0950-5574	Prof Services - GIS	2,000.00	2,000.00	0.00	3,119.57	-1,119.57	-55.98 %
510-0950-5586	Prof Services - Other	69,600.00	90,600.00	15,837.73	94,425.66	-3,825.66	-4.22 %
510-0950-5589	Prof Services - Printing	7,500.00	7,500.00	175.00	1,925.00	5,575.00	74.33 %
Category: E55 - Professional Services Total:		89,500.00	110,500.00	16,099.60	107,292.94	3,207.06	2.90%
Category: E60 - Miscellaneous Expense							
510-0950-5600	Miscellaneous Expense	0.00	0.00	0.00	668.15	-668.15	0.00 %
510-0950-5604	Hardware - New & Renewals	4,000.00	4,000.00	0.00	4,198.85	-198.85	-4.97 %
510-0950-5608	Software - New & Renewals	53,740.00	53,740.00	-29,307.91	28,169.95	25,570.05	47.58 %
510-0950-5614	Copiers & Maintenance	8,320.00	8,320.00	93.68	283.21	8,036.79	96.60 %
Category: E60 - Miscellaneous Expense Total:		66,060.00	66,060.00	-29,214.23	33,320.16	32,739.84	49.56%
Category: E62 - Intergovernmental Tsfr							
510-0950-5626	Xfer to Other	120,000.00	120,000.00	0.00	99,693.77	20,306.23	16.92 %
Category: E62 - Intergovernmental Tsfr Total:		120,000.00	120,000.00	0.00	99,693.77	20,306.23	16.92%

	Original Total Budget	Current Total Budget	Period Activity	Fiscal Activity	Variance Favorable (Unfavorable)	Percent Remaining
Category: E72 - Bond Expense						
510-0950-5724 Bond Fees	66,999.96	66,999.96	4,792.88	59,967.72	7,032.24	10.50 %
Category: E72 - Bond Expense Total:	66,999.96	66,999.96	4,792.88	59,967.72	7,032.24	10.50%
Category: E80 - Fixed Assets						
510-0950-5810 Capital Assets - Equipment	733,000.00	783,000.00	0.00	176,830.74	606,169.26	77.42 %
510-0950-5816 Capital Assets - Infrastructure	4,739,950.00	2,788,280.86	600,246.87	1,142,147.54	1,646,133.32	59.04 %
510-0950-5824 Depreciation Expense	500,000.00	500,000.00	0.00	0.00	500,000.00	100.00 %
Category: E80 - Fixed Assets Total:	5,972,950.00	4,071,280.86	600,246.87	1,318,978.28	2,752,302.58	67.60%
Category: E85 - Interest Expense						
510-0950-5850 Interest Expense	226,808.00	226,808.00	7,294.71	94,333.30	132,474.70	58.41 %
Category: E85 - Interest Expense Total:	226,808.00	226,808.00	7,294.71	94,333.30	132,474.70	58.41%
Expense Total:	10,379,878.26	8,412,377.63	980,822.75	4,736,655.11	3,675,722.52	43.69%
Department: 0950 - Wastewater Surplus (Deficit):	-6,315,878.26	-4,348,377.63	-974,920.82	-136,916.04	4,211,461.59	96.85%
Fund: 510 - Wastewater Fund Surplus (Deficit):	-6,353,988.26	-4,348,377.63	-974,920.82	-136,916.04	4,211,461.59	96.85%
Fund: 515 - Stormwater Utility Fund						
Department: 0140 - Stormwater						
Revenue						
Category: R60 - Miscellaneous Revenue						
515-0140-4600 Miscellaneous Revenue	0.00	0.00	-75,284.00	172,071.27	172,071.27	0.00 %
Category: R60 - Miscellaneous Revenue Total:	0.00	0.00	-75,284.00	172,071.27	172,071.27	0.00%
Category: R62 - Intergovernmental Tsfrs						
515-0140-4625 Xfer from Water Revenue Fund	308,000.00	308,000.00	123,452.00	332,275.79	24,275.79	107.88 %
Category: R62 - Intergovernmental Tsfrs Total:	308,000.00	308,000.00	123,452.00	332,275.79	24,275.79	7.88%
Category: R64 - Reimbursement						
515-0140-4640 Reimbursement Revenue	0.00	150,000.00	0.00	150,000.00	0.00	0.00 %
Category: R64 - Reimbursement Total:	0.00	150,000.00	0.00	150,000.00	0.00	0.00%
Category: R85 - Interest Revenue						
515-0140-4850 Interest Revenue	0.00	0.00	0.00	58.79	58.79	0.00 %
Category: R85 - Interest Revenue Total:	0.00	0.00	0.00	58.79	58.79	0.00%
Revenue Total:	308,000.00	458,000.00	48,168.00	654,405.85	196,405.85	42.88%
Expense						
Category: E80 - Fixed Assets						
515-0140-5816 Capital Assets - Infrastructure	684,000.00	2,093,446.43	0.00	353,369.31	1,740,077.12	83.12 %
Category: E80 - Fixed Assets Total:	684,000.00	2,093,446.43	0.00	353,369.31	1,740,077.12	83.12%
Expense Total:	684,000.00	2,093,446.43	0.00	353,369.31	1,740,077.12	83.12%
Department: 0140 - Stormwater Surplus (Deficit):	-376,000.00	-1,635,446.43	48,168.00	301,036.54	1,936,482.97	118.41%
Fund: 515 - Stormwater Utility Fund Surplus (Deficit):	-376,000.00	-1,635,446.43	48,168.00	301,036.54	1,936,482.97	118.41%
Fund: 525 - Depreciation - WW						
Department: 0950 - Wastewater						
Revenue						
Category: R60 - Miscellaneous Revenue						
525-0950-4600 Misc Revenue	0.00	0.00	45,198.44	124,469.13	124,469.13	0.00 %
Category: R60 - Miscellaneous Revenue Total:	0.00	0.00	45,198.44	124,469.13	124,469.13	0.00%
Category: R62 - Intergovernmental Tsfrs						
525-0950-4625 Xfer from Water	217,000.00	217,000.00	0.00	176,371.11	-40,628.89	18.72 %
Category: R62 - Intergovernmental Tsfrs Total:	217,000.00	217,000.00	0.00	176,371.11	-40,628.89	18.72%
Revenue Total:	217,000.00	217,000.00	45,198.44	300,840.24	83,840.24	38.64%
Department: 0950 - Wastewater Total:	217,000.00	217,000.00	45,198.44	300,840.24	83,840.24	38.64%
Fund: 525 - Depreciation - WW Total:	217,000.00	217,000.00	45,198.44	300,840.24	83,840.24	38.64%

Budget Report

For Fiscal: 2022 Period Ending: 12/31/2022

	Original Total Budget	Current Total Budget	Period Activity	Fiscal Activity	Variance Favorable (Unfavorable)	Percent Remaining
Fund: 535 - Sub-Div Impact WW						
Department: 0950 - Wastewater						
Revenue						
Category: R85 - Interest Revenue						
535-0950-4850	Interest Revenue	0.00	0.00	0.00	1.76	1.76 0.00 %
	Category: R85 - Interest Revenue Total:	0.00	0.00	0.00	1.76	1.76 0.00%
	Revenue Total:	0.00	0.00	0.00	1.76	1.76 0.00%
	Department: 0950 - Wastewater Total:	0.00	0.00	0.00	1.76	1.76 0.00%
	Fund: 535 - Sub-Div Impact WW Total:	0.00	0.00	0.00	1.76	1.76 0.00%
Fund: 550 - Impact - Water						
Department: 0900 - Water						
Revenue						
Category: R20 - Licenses Permits & Fees						
550-0900-4259	Impact Fees	0.00	0.00	-2,628.00	22,446.00	22,446.00 0.00 %
	Category: R20 - Licenses Permits & Fees Total:	0.00	0.00	-2,628.00	22,446.00	22,446.00 0.00%
Category: R62 - Intergovernmental Tsfrs						
550-0900-4625	Xfer frWaterOrd1997-3, 2010-18	35,000.00	35,000.00	25,074.00	57,342.00	22,342.00 163.83 %
	Category: R62 - Intergovernmental Tsfrs Total:	35,000.00	35,000.00	25,074.00	57,342.00	22,342.00 63.83%
Category: R85 - Interest Revenue						
550-0900-4850	Interest Revenue	0.00	0.00	0.00	15.66	15.66 0.00 %
	Category: R85 - Interest Revenue Total:	0.00	0.00	0.00	15.66	15.66 0.00%
	Revenue Total:	35,000.00	35,000.00	22,446.00	79,803.66	44,803.66 128.01%
	Department: 0900 - Water Total:	35,000.00	35,000.00	22,446.00	79,803.66	44,803.66 128.01%
	Fund: 550 - Impact - Water Total:	35,000.00	35,000.00	22,446.00	79,803.66	44,803.66 128.01%
Fund: 555 - Impact - WW						
Department: 0950 - Wastewater						
Revenue						
Category: R20 - Licenses Permits & Fees						
555-0950-4259	Impact Fees	0.00	0.00	-14,000.00	4,500.00	4,500.00 0.00 %
	Category: R20 - Licenses Permits & Fees Total:	0.00	0.00	-14,000.00	4,500.00	4,500.00 0.00%
Category: R62 - Intergovernmental Tsfrs						
555-0950-4625	Xfer from Water Ord 1997-03	50,000.00	50,000.00	18,500.00	51,800.00	1,800.00 103.60 %
	Category: R62 - Intergovernmental Tsfrs Total:	50,000.00	50,000.00	18,500.00	51,800.00	1,800.00 3.60%
Category: R85 - Interest Revenue						
555-0950-4850	Interest Revenue	0.00	0.00	0.00	18.64	18.64 0.00 %
	Category: R85 - Interest Revenue Total:	0.00	0.00	0.00	18.64	18.64 0.00%
	Revenue Total:	50,000.00	50,000.00	4,500.00	56,318.64	6,318.64 12.64%
	Department: 0950 - Wastewater Total:	50,000.00	50,000.00	4,500.00	56,318.64	6,318.64 12.64%
	Fund: 555 - Impact - WW Total:	50,000.00	50,000.00	4,500.00	56,318.64	6,318.64 12.64%
Fund: 560 - Salem Royalty						
Department: 0900 - Water						
Revenue						
Category: R85 - Interest Revenue						
560-0900-4850	Interest Revenue	0.00	0.00	0.00	1.79	1.79 0.00 %
	Category: R85 - Interest Revenue Total:	0.00	0.00	0.00	1.79	1.79 0.00%
	Revenue Total:	0.00	0.00	0.00	1.79	1.79 0.00%

Budget Report

For Fiscal: 2022 Period Ending: 12/31/2022

	Original Total Budget	Current Total Budget	Period Activity	Fiscal Activity	Variance Favorable (Unfavorable)	Percent Remaining
Expense						
Category: E62 - Intergovernmental Tsfr						
560-0900-5624 Xfer to Water	0.00	43,153.30	0.00	43,155.30	-2.00	0.00 %
Category: E62 - Intergovernmental Tsfr Total:	0.00	43,153.30	0.00	43,155.30	-2.00	0.00%
Expense Total:	0.00	43,153.30	0.00	43,155.30	-2.00	0.00%
Department: 0900 - Water Surplus (Deficit):	0.00	-43,153.30	0.00	-43,153.51	-0.21	0.00%
Fund: 560 - Salem Royalty Surplus (Deficit):	0.00	-43,153.30	0.00	-43,153.51	-0.21	0.00%
Fund: 604 - W/WW Ref Rev 2017 Bd Fr						
Department: 0000 - Administration						
Revenue						
Category: R62 - Intergovernmental Tsfrs						
604-0000-4623 Xfer from Other Fund	575,000.00	575,000.00	2,797.17	529,428.09	-45,571.91	7.93 %
Category: R62 - Intergovernmental Tsfrs Total:	575,000.00	575,000.00	2,797.17	529,428.09	-45,571.91	7.93%
Category: R85 - Interest Revenue						
604-0000-4850 Interest Revenue	0.00	0.00	1,373.84	3,745.59	3,745.59	0.00 %
Category: R85 - Interest Revenue Total:	0.00	0.00	1,373.84	3,745.59	3,745.59	0.00%
Revenue Total:	575,000.00	575,000.00	4,171.01	533,173.68	-41,826.32	7.27%
Expense						
Category: E62 - Intergovernmental Tsfr						
604-0000-5626 Xfer to Other	575,000.00	575,000.00	565,558.13	616,116.26	-41,116.26	-7.15 %
Category: E62 - Intergovernmental Tsfr Total:	575,000.00	575,000.00	565,558.13	616,116.26	-41,116.26	-7.15%
Category: E72 - Bond Expense						
604-0000-5724 Bond Fees	2,000.04	2,000.04	166.67	2,000.04	0.00	0.00 %
Category: E72 - Bond Expense Total:	2,000.04	2,000.04	166.67	2,000.04	0.00	0.00%
Expense Total:	577,000.04	577,000.04	565,724.80	618,116.30	-41,116.26	-7.13%
Department: 0000 - Administration Surplus (Deficit):	-2,000.04	-2,000.04	-561,553.79	-84,942.62	-82,942.58	-4,147.05%
Fund: 604 - W/WW Ref Rev 2017 Bd Fr Surplus (Deficit):	-2,000.04	-2,000.04	-561,553.79	-84,942.62	-82,942.58	-4,147.05%
Fund: 606 - W/WW Ref Rev Bonds 2017 DSR						
Department: 0000 - Administration						
Revenue						
Category: R85 - Interest Revenue						
606-0000-4850 Interest Revenue	0.00	0.00	697.44	2,797.17	2,797.17	0.00 %
Category: R85 - Interest Revenue Total:	0.00	0.00	697.44	2,797.17	2,797.17	0.00%
Revenue Total:	0.00	0.00	697.44	2,797.17	2,797.17	0.00%
Expense						
Category: E62 - Intergovernmental Tsfr						
606-0000-5626 Xfer to Other	0.00	0.00	2,797.17	2,797.17	-2,797.17	0.00 %
Category: E62 - Intergovernmental Tsfr Total:	0.00	0.00	2,797.17	2,797.17	-2,797.17	0.00%
Expense Total:	0.00	0.00	2,797.17	2,797.17	-2,797.17	0.00%
Department: 0000 - Administration Surplus (Deficit):	0.00	0.00	-2,099.73	0.00	0.00	0.00%
Fund: 606 - W/WW Ref Rev Bonds 2017 DSR Surplus (Deficit):	0.00	0.00	-2,099.73	0.00	0.00	0.00%
Fund: 700 - A/P Tax Commission						
Department: 0150 - A/P Tax Commission						
Revenue						
Category: R85 - Interest Revenue						
700-0150-4850 Interest Revenue	0.00	0.00	143.94	1,214.43	1,214.43	0.00 %
Category: R85 - Interest Revenue Total:	0.00	0.00	143.94	1,214.43	1,214.43	0.00%
Revenue Total:	0.00	0.00	143.94	1,214.43	1,214.43	0.00%

Budget Report

For Fiscal: 2022 Period Ending: 12/31/2022

	Original Total Budget	Current Total Budget	Period Activity	Fiscal Activity	Variance Favorable (Unfavorable)	Percent Remaining
Expense						
Category: E60 - Miscellaneous Expense						
<u>700-0150-5600</u> Miscellaneous Expense	232,000.00	232,000.00	0.00	0.00	232,000.00	100.00 %
Category: E60 - Miscellaneous Expense Total:	232,000.00	232,000.00	0.00	0.00	232,000.00	100.00%
Expense Total:	232,000.00	232,000.00	0.00	0.00	232,000.00	100.00%
Department: 0150 - A/P Tax Commission Surplus (Deficit):	-232,000.00	-232,000.00	143.94	1,214.43	233,214.43	100.52%
Fund: 700 - A/P Tax Commission Surplus (Deficit):	-232,000.00	-232,000.00	143.94	1,214.43	233,214.43	100.52%
Report Surplus (Deficit):	-5,040,043.23	-10,484,508.77	-3,575,873.36	1,988,839.32	12,473,348.09	118.97%

Group Summary

Category	Original Total Budget	Current Total Budget	Period Activity	Fiscal Activity	Variance Favorable (Unfavorable)	Percent Remaining
Fund: 001 - General Fund						
Department: 0100 - Administration						
Revenue						
R15 - Taxes - Property	872,400.00	872,400.00	66,658.03	1,005,485.24	133,085.24	15.26%
R60 - Miscellaneous Revenue	1,000.00	1,000.00	62,448.10	69,904.38	68,904.38	6,890.44%
R62 - Intergovernmental Tsfrs	6,113,336.00	6,113,336.00	509,444.34	6,113,332.00	-4.00	0.00%
R85 - Interest Revenue	1,000.00	1,000.00	0.00	0.00	-1,000.00	100.00%
Revenue Total:	6,987,736.00	6,987,736.00	638,550.47	7,188,721.62	200,985.62	2.88%
Expense						
E01 - Personnel Expense	699,443.55	687,743.55	40,001.65	539,565.11	148,178.44	21.55%
E10 - Building & Grounds Exp	47,446.24	55,678.89	6,810.13	56,403.01	-724.12	-1.30%
E20 - Vehicle Expense	4,000.00	4,000.00	87.82	1,195.40	2,804.60	70.12%
E30 - Supply Expense	9,500.00	12,500.00	1,767.92	13,190.31	-690.31	-5.52%
E40 - Operations Expense	82,400.00	88,400.00	20,194.92	105,585.51	-17,185.51	-19.44%
E55 - Professional Services	49,690.00	126,690.00	14,486.16	90,824.81	35,865.19	28.31%
E60 - Miscellaneous Expense	13,620.00	26,519.19	2,190.77	20,389.89	6,129.30	23.11%
E68 - Donation Expense	90,000.00	90,000.00	0.00	90,000.00	0.00	0.00%
E80 - Fixed Assets	0.00	13,500.00	0.00	13,500.00	0.00	0.00%
E85 - Interest Expense	0.00	1,400.00	0.00	0.00	1,400.00	100.00%
Expense Total:	996,099.79	1,106,431.63	85,539.37	930,654.04	175,777.59	15.89%
Department: 0100 - Administration Surplus (Deficit):	5,991,636.21	5,881,304.37	553,011.10	6,258,067.58	376,763.21	-6.41%
Department: 0110 - Information Technology						
Expense						
E01 - Personnel Expense	6,000.00	6,000.00	462.00	4,422.00	1,578.00	26.30%
E60 - Miscellaneous Expense	141,375.00	200,650.00	-13,696.66	238,058.55	-37,408.55	-18.64%
E80 - Fixed Assets	0.00	200,000.00	43,645.18	151,040.04	48,959.96	24.48%
Expense Total:	147,375.00	406,650.00	30,410.52	393,520.59	13,129.41	3.23%
Department: 0110 - Information Technology Total:	147,375.00	406,650.00	30,410.52	393,520.59	13,129.41	3.23%
Department: 0120 - Planning & Development						
Revenue						
R10 - Taxes - Sales	0.00	64,000.00	9,043.92	114,744.17	50,744.17	79.29%
R20 - Licenses Permits & Fees	0.00	515,150.00	25,075.20	446,345.72	-68,804.28	13.36%
R60 - Miscellaneous Revenue	0.00	10,850.00	0.00	3,326.97	-7,523.03	69.34%
Revenue Total:	0.00	590,000.00	34,119.12	564,416.86	-25,583.14	4.34%
Expense						
E01 - Personnel Expense	0.00	562,924.13	43,524.98	525,311.47	37,612.66	6.68%
E10 - Building & Grounds Exp	0.00	8,574.00	756.61	7,553.52	1,020.48	11.90%
E20 - Vehicle Expense	0.00	11,599.57	842.64	12,697.65	-1,098.08	-9.47%
E30 - Supply Expense	0.00	4,000.00	443.09	2,857.31	1,142.69	28.57%
E40 - Operations Expense	0.00	42,300.00	1,484.01	41,577.58	722.42	1.71%
E55 - Professional Services	0.00	62,700.00	5,413.00	31,515.60	31,184.40	49.74%
E60 - Miscellaneous Expense	0.00	41,025.00	3,010.00	10,916.74	30,108.26	73.39%
E80 - Fixed Assets	0.00	12,650.00	1,181.33	12,579.67	70.33	0.56%
E85 - Interest Expense	0.00	300.00	0.00	0.00	300.00	100.00%
Expense Total:	0.00	746,072.70	56,655.66	645,009.54	101,063.16	13.55%
Department: 0120 - Planning & Development Surplus (Deficit):	0.00	-156,072.70	-22,536.54	-80,592.68	75,480.02	48.36%
Department: 0160 - Engineering						
Expense						
E01 - Personnel Expense	10,600.00	8,585.00	303.06	7,736.68	848.32	9.88%
E10 - Building & Grounds Exp	1,800.00	2,350.00	178.90	2,154.83	195.17	8.31%
E20 - Vehicle Expense	19,860.00	14,189.24	1,053.87	14,595.18	-405.94	-2.86%
E30 - Supply Expense	5,000.00	6,900.00	79.33	6,947.80	-47.80	-0.69%
E60 - Miscellaneous Expense	10,650.00	5,650.00	0.00	1,160.27	4,489.73	79.46%
E80 - Fixed Assets	0.00	13,960.00	1,611.72	15,290.32	-1,330.32	-9.53%

Budget Report

For Fiscal: 2022 Period Ending: 12/31/2022

Category	Original Total Budget	Current Total Budget	Period Activity	Fiscal Activity	Variance Favorable (Unfavorable)	Percent Remaining
E85 - Interest Expense	0.00	300.00	0.00	0.00	300.00	100.00%
Expense Total:	47,910.00	51,934.24	3,226.88	47,885.08	4,049.16	7.80%
Department: 0160 - Engineering Total:	47,910.00	51,934.24	3,226.88	47,885.08	4,049.16	7.80%
Department: 0200 - Animal Control						
Revenue						
R20 - Licenses Permits & Fees	29,500.00	29,500.00	2,190.00	28,580.66	-919.34	3.12%
R40 - Fines & Forfeitures	6,000.00	6,000.00	1,420.00	9,458.78	3,458.78	57.65%
R62 - Intergovernmental Tsfrs	593,834.00	593,834.00	49,486.00	593,832.00	-2.00	0.00%
Revenue Total:	629,334.00	629,334.00	53,096.00	631,871.44	2,537.44	0.40%
Expense						
E01 - Personnel Expense	635,847.78	637,347.78	41,103.39	504,998.62	132,349.16	20.77%
E10 - Building & Grounds Exp	63,676.00	64,156.00	4,517.88	43,790.98	20,365.02	31.74%
E20 - Vehicle Expense	14,405.90	14,576.93	566.07	10,955.62	3,621.31	24.84%
E30 - Supply Expense	21,950.00	20,900.00	3,283.38	17,723.72	3,176.28	15.20%
E40 - Operations Expense	15,945.00	13,345.00	388.26	1,865.89	11,479.11	86.02%
E55 - Professional Services	35,000.00	35,000.00	7,879.06	35,548.04	-548.04	-1.57%
E60 - Miscellaneous Expense	4,000.00	13,650.00	2,603.72	16,194.52	-2,544.52	-18.64%
E72 - Bond Expense	0.00	7,100.00	643.10	5,748.29	1,351.71	19.04%
E80 - Fixed Assets	0.00	54,500.00	372.29	54,958.70	-458.70	-0.84%
E85 - Interest Expense	0.00	800.00	223.31	742.77	57.23	7.15%
Expense Total:	790,824.68	861,375.71	61,580.46	692,527.15	168,848.56	19.60%
Department: 0200 - Animal Control Surplus (Deficit):	-161,490.68	-232,041.71	-8,484.46	-60,655.71	171,386.00	73.86%
Department: 0300 - Court						
Revenue						
R40 - Fines & Forfeitures	532,900.00	532,900.00	29,363.49	470,245.91	-62,654.09	11.76%
R60 - Miscellaneous Revenue	50,520.00	50,520.00	1,387.10	50,487.17	-32.83	0.06%
R64 - Reimbursement	160,000.00	160,000.00	0.00	173,130.76	13,130.76	8.21%
Revenue Total:	743,420.00	743,420.00	30,750.59	693,863.84	-49,556.16	6.67%
Expense						
E01 - Personnel Expense	462,240.15	462,240.15	35,890.69	483,683.09	-21,442.94	-4.64%
E10 - Building & Grounds Exp	23,646.00	23,646.00	1,400.67	13,602.85	10,043.15	42.47%
E30 - Supply Expense	11,000.00	11,000.00	4,905.43	12,077.33	-1,077.33	-9.79%
E40 - Operations Expense	3,000.00	3,000.00	206.00	1,814.08	1,185.92	39.53%
E55 - Professional Services	5,500.00	5,500.00	0.00	3,651.16	1,848.84	33.62%
E60 - Miscellaneous Expense	4,440.00	4,440.00	234.19	2,753.68	1,686.32	37.98%
Expense Total:	509,826.15	509,826.15	42,636.98	517,582.19	-7,756.04	-1.52%
Department: 0300 - Court Surplus (Deficit):	233,593.85	233,593.85	-11,886.39	176,281.65	-57,312.20	24.53%
Department: 0400 - Parks						
Revenue						
R60 - Miscellaneous Revenue	0.00	0.00	0.00	2,333.67	2,333.67	0.00%
R62 - Intergovernmental Tsfrs	1,336,126.00	1,336,126.00	111,344.00	1,336,128.00	2.00	0.00%
R66 - Sale of Equipment	0.00	2,120.00	0.00	2,120.02	0.02	0.00%
Revenue Total:	1,336,126.00	1,338,246.00	111,344.00	1,340,581.69	2,335.69	0.17%
Expense						
E01 - Personnel Expense	843,301.38	843,301.38	66,243.87	796,913.38	46,388.00	5.50%
E10 - Building & Grounds Exp	3,526.00	5,226.00	71.69	5,295.09	-69.09	-1.32%
E20 - Vehicle Expense	30,000.00	29,633.39	1,537.25	28,576.06	1,057.33	3.57%
E30 - Supply Expense	100.00	600.00	0.00	266.69	333.31	55.55%
E40 - Operations Expense	1,000.00	2,000.00	0.00	1,737.68	262.32	13.12%
E55 - Professional Services	35,000.00	38,550.00	4,674.93	39,309.93	-759.93	-1.97%
E60 - Miscellaneous Expense	18,105.00	18,105.00	1,500.00	17,669.17	435.83	2.41%
E72 - Bond Expense	65,993.08	104,993.08	10,371.74	114,570.53	-9,577.45	-9.12%
E80 - Fixed Assets	0.00	25,400.00	133,067.52	158,061.30	-132,661.30	-522.29%

Budget Report

For Fiscal: 2022 Period Ending: 12/31/2022

Category	Original Total Budget	Current Total Budget	Period Activity	Fiscal Activity	Variance Favorable (Unfavorable)	Percent Remaining
E85 - Interest Expense	1,038.88	4,938.88	480.07	5,378.74	-439.86	-8.91%
Expense Total:	998,064.34	1,072,747.73	217,947.07	1,167,778.57	-95,030.84	-8.86%
Department: 0400 - Parks Surplus (Deficit):	338,061.66	265,498.27	-106,603.07	172,803.12	-92,695.15	34.91%
Department: 0410 - Parks - Mills Park & Pool						
Revenue						
R50 - Sale of Services	71,000.00	71,000.00	0.00	79,812.50	8,812.50	12.41%
Revenue Total:	71,000.00	71,000.00	0.00	79,812.50	8,812.50	12.41%
Expense						
E01 - Personnel Expense	24,759.50	33,669.50	0.00	33,123.98	545.52	1.62%
E10 - Building & Grounds Exp	29,150.00	37,770.00	1,724.50	31,253.40	6,516.60	17.25%
E30 - Supply Expense	15,500.00	15,500.00	0.00	13,092.24	2,407.76	15.53%
E80 - Fixed Assets	0.00	375,000.00	-16,178.25	0.00	375,000.00	100.00%
Expense Total:	69,409.50	461,939.50	-14,453.75	77,469.62	384,469.88	83.23%
Department: 0410 - Parks - Mills Park & Pool Surplus (Deficit):	1,590.50	-390,939.50	14,453.75	2,342.88	393,282.38	100.60%
Department: 0420 - Parks - Midland						
Revenue						
R74 - Sponsorships	24,000.00	74,000.00	0.00	81,325.00	7,325.00	9.90%
Revenue Total:	24,000.00	74,000.00	0.00	81,325.00	7,325.00	9.90%
Expense						
E10 - Building & Grounds Exp	49,124.00	49,124.00	2,124.78	46,557.09	2,566.91	5.23%
E80 - Fixed Assets	0.00	351,800.00	0.00	351,746.25	53.75	0.02%
Expense Total:	49,124.00	400,924.00	2,124.78	398,303.34	2,620.66	0.65%
Department: 0420 - Parks - Midland Surplus (Deficit):	-25,124.00	-326,924.00	-2,124.78	-316,978.34	9,945.66	3.04%
Department: 0430 - Parks - Bishop						
Revenue						
R30 - Membership Fees	370,000.00	370,000.00	15,410.00	214,630.65	-155,369.35	41.99%
R33 - Rental Fees	186,995.00	150,995.00	2,590.00	132,019.00	-18,976.00	12.57%
R36 - Park Program Fees	156,000.00	156,000.00	269.80	147,231.20	-8,768.80	5.62%
R50 - Sale of Services	132,000.00	102,000.00	7,804.50	100,384.75	-1,615.25	1.58%
R60 - Miscellaneous Revenue	5,000.00	5,000.00	109.41	7,304.07	2,304.07	46.08%
R74 - Sponsorships	98,500.00	98,500.00	0.00	64,777.21	-33,722.79	34.24%
Revenue Total:	948,495.00	882,495.00	26,183.71	666,346.88	-216,148.12	24.49%
Expense						
E01 - Personnel Expense	736,879.08	745,879.08	62,414.52	807,822.09	-61,943.01	-8.30%
E10 - Building & Grounds Exp	590,158.00	749,158.00	63,627.25	776,871.17	-27,713.17	-3.70%
E20 - Vehicle Expense	35,000.00	20,000.00	2,271.43	18,281.02	1,718.98	8.59%
E30 - Supply Expense	82,500.00	64,500.00	710.03	63,592.11	907.89	1.41%
E40 - Operations Expense	33,523.40	34,523.40	5,978.26	33,046.86	1,476.54	4.28%
E55 - Professional Services	195,720.00	129,720.00	31,112.72	143,245.19	-13,525.19	-10.43%
E80 - Fixed Assets	0.00	97,425.00	-89,236.38	0.00	97,425.00	100.00%
Expense Total:	1,673,780.48	1,841,205.48	76,877.83	1,842,858.44	-1,652.96	-0.09%
Department: 0430 - Parks - Bishop Surplus (Deficit):	-725,285.48	-958,710.48	-50,694.12	-1,176,511.56	-217,801.08	-22.72%
Department: 0440 - Parks - Alcoa						
Revenue						
R36 - Park Program Fees	1,000.00	1,000.00	65.00	905.00	-95.00	9.50%
R60 - Miscellaneous Revenue	0.00	0.00	212,898.04	212,898.04	212,898.04	0.00%
R74 - Sponsorships	5,000.00	5,000.00	0.00	900.00	-4,100.00	82.00%
Revenue Total:	6,000.00	6,000.00	212,963.04	214,703.04	208,703.04	3,478.38%
Expense						
E10 - Building & Grounds Exp	19,556.00	19,556.00	565.40	16,652.69	2,903.31	14.85%
E80 - Fixed Assets	0.00	142,000.00	125,415.00	212,898.04	-70,898.04	-49.93%
Expense Total:	19,556.00	161,556.00	125,980.40	229,550.73	-67,994.73	-42.09%
Department: 0440 - Parks - Alcoa Surplus (Deficit):	-13,556.00	-155,556.00	86,982.64	-14,847.69	140,708.31	90.46%

Budget Report

For Fiscal: 2022 Period Ending: 12/31/2022

Category	Original Total Budget	Current Total Budget	Period Activity	Fiscal Activity	Variance Favorable (Unfavorable)	Percent Remaining
Department: 0450 - Parks - Ashley						
Revenue						
R36 - Park Program Fees	5,000.00	5,000.00	0.00	6,065.00	1,065.00	21.30%
Revenue Total:	5,000.00	5,000.00	0.00	6,065.00	1,065.00	21.30%
Expense						
E10 - Building & Grounds Exp	11,000.00	11,000.00	21.95	1,182.09	9,817.91	89.25%
Expense Total:	11,000.00	11,000.00	21.95	1,182.09	9,817.91	89.25%
Department: 0450 - Parks - Ashley Surplus (Deficit):	-6,000.00	-6,000.00	-21.95	4,882.91	10,882.91	181.38%
Department: 0500 - Fire						
Revenue						
R15 - Taxes - Property	700.00	700.00	0.00	0.00	-700.00	100.00%
R33 - Rental Fees	0.00	18,000.00	3,080.00	15,400.00	-2,600.00	14.44%
R60 - Miscellaneous Revenue	250.00	250.00	262.05	4,231.53	3,981.53	1,592.61%
R62 - Intergovernmental Tsfrs	3,711,460.00	3,711,460.00	309,288.00	3,711,456.00	-4.00	0.00%
R66 - Sale of Equipment	0.00	0.00	0.00	21,900.00	21,900.00	0.00%
Revenue Total:	3,712,410.00	3,730,410.00	312,630.05	3,752,987.53	22,577.53	0.61%
Expense						
E01 - Personnel Expense	4,106,248.37	4,106,248.37	323,148.59	3,722,292.68	383,955.69	9.35%
E10 - Building & Grounds Exp	174,783.96	198,917.14	14,417.80	184,137.18	14,779.96	7.43%
E20 - Vehicle Expense	123,200.00	138,547.06	11,797.41	141,928.68	-3,381.62	-2.44%
E30 - Supply Expense	102,320.00	201,440.00	33,826.54	75,766.80	125,673.20	62.39%
E40 - Operations Expense	14,000.00	14,000.00	282.16	10,863.17	3,136.83	22.41%
E55 - Professional Services	2,100.00	2,100.00	0.00	1,879.59	220.41	10.50%
E60 - Miscellaneous Expense	13,525.00	5,525.00	0.00	2,959.64	2,565.36	46.43%
E72 - Bond Expense	169,696.51	169,696.51	14,284.92	169,696.50	0.01	0.00%
E80 - Fixed Assets	0.00	30,125.00	714.36	25,699.73	4,425.27	14.69%
E85 - Interest Expense	2,671.40	2,671.40	79.07	2,671.41	-0.01	0.00%
Expense Total:	4,708,545.24	4,869,270.48	398,550.85	4,337,895.38	531,375.10	10.91%
Department: 0500 - Fire Surplus (Deficit):	-996,135.24	-1,138,860.48	-85,920.80	-584,907.85	553,952.63	48.64%
Department: 0510 - Fire - Springhill Vol						
Revenue						
R15 - Taxes - Property	0.00	55,000.00	4,592.81	52,888.58	-2,111.42	3.84%
Revenue Total:	0.00	55,000.00	4,592.81	52,888.58	-2,111.42	3.84%
Expense						
E30 - Supply Expense	63,620.00	59,626.71	1,184.45	18,754.03	40,872.68	68.55%
Expense Total:	63,620.00	59,626.71	1,184.45	18,754.03	40,872.68	68.55%
Department: 0510 - Fire - Springhill Vol Surplus (Deficit):	-63,620.00	-4,626.71	3,408.36	34,134.55	38,761.26	837.77%
Department: 0600 - Police						
Revenue						
R40 - Fines & Forfeitures	780.00	780.00	67.14	805.68	25.68	3.29%
R60 - Miscellaneous Revenue	12,000.00	12,000.00	53,812.31	804,806.01	792,806.01	6,606.72%
R62 - Intergovernmental Tsfrs	1,484,584.00	1,484,584.00	123,715.00	1,484,580.00	-4.00	0.00%
R66 - Sale of Equipment	25,000.00	25,000.00	0.00	0.00	-25,000.00	100.00%
R68 - Donation Revenue	0.00	0.00	0.00	8,800.00	8,800.00	0.00%
R70 - Grant Revenue	33,700.00	33,700.00	815.06	23,102.93	-10,597.07	31.45%
Revenue Total:	1,556,064.00	1,556,064.00	178,409.51	2,322,094.62	766,030.62	49.23%
Expense						
E01 - Personnel Expense	3,429,350.84	3,429,350.84	72,266.34	3,360,888.12	68,462.72	2.00%
E10 - Building & Grounds Exp	117,113.92	129,612.11	9,957.17	132,802.15	-3,190.04	-2.46%
E20 - Vehicle Expense	250,250.00	322,193.02	29,468.68	338,937.13	-16,744.11	-5.20%
E30 - Supply Expense	59,800.00	86,353.49	11,397.65	74,705.01	11,648.48	13.49%
E40 - Operations Expense	11,100.00	11,100.00	633.82	9,187.43	1,912.57	17.23%
E55 - Professional Services	7,500.00	13,200.00	356.54	9,891.52	3,308.48	25.06%
E60 - Miscellaneous Expense	85,325.00	85,325.00	6,448.33	52,434.05	32,890.95	38.55%
E70 - Grant Expense	31,200.00	31,200.00	11,595.48	31,394.70	-194.70	-0.62%

Budget Report

For Fiscal: 2022 Period Ending: 12/31/2022

Category	Original Total Budget	Current Total Budget	Period Activity	Fiscal Activity	Variance Favorable (Unfavorable)	Percent Remaining
E72 - Bond Expense	808,119.23	901,266.71	140,200.61	699,422.01	201,844.70	22.40%
E80 - Fixed Assets	0.00	1,260,384.58	48,842.15	1,128,435.35	131,949.23	10.47%
E85 - Interest Expense	92,697.62	80,759.14	8,992.81	58,063.38	22,695.76	28.10%
Expense Total:	4,892,456.61	6,350,744.89	340,159.58	5,896,160.85	454,584.04	7.16%
Department: 0600 - Police Surplus (Deficit):	-3,336,392.61	-4,794,680.89	-161,750.07	-3,574,066.23	1,220,614.66	25.46%
Department: 0610 - Police - Dispatch						
Revenue						
R60 - Miscellaneous Revenue	238,000.00	238,000.00	72,366.15	315,884.30	77,884.30	32.72%
Revenue Total:	238,000.00	238,000.00	72,366.15	315,884.30	77,884.30	32.72%
Expense						
E01 - Personnel Expense	704,133.67	704,133.67	43,449.54	581,169.85	122,963.82	17.46%
E55 - Professional Services	1,950.00	1,950.00	0.00	0.00	1,950.00	100.00%
E64 - Reimbursement	67,640.00	67,640.00	0.00	66,194.22	1,445.78	2.14%
E80 - Fixed Assets	0.00	23,500.00	0.00	15,617.88	7,882.12	33.54%
Expense Total:	773,723.67	797,223.67	43,449.54	662,981.95	134,241.72	16.84%
Department: 0610 - Police - Dispatch Surplus (Deficit):	-535,723.67	-559,223.67	28,916.61	-347,097.65	212,126.02	37.93%
Department: 0620 - Police - SRO						
Revenue						
R64 - Reimbursement	293,000.00	293,000.00	0.00	296,350.00	3,350.00	1.14%
Revenue Total:	293,000.00	293,000.00	0.00	296,350.00	3,350.00	1.14%
Expense						
E01 - Personnel Expense	578,794.00	578,794.00	14,449.27	547,565.53	31,228.47	5.40%
E10 - Building & Grounds Exp	9,600.00	9,600.00	729.79	8,355.62	1,244.38	12.96%
E60 - Miscellaneous Expense	2,500.00	2,500.00	0.00	0.00	2,500.00	100.00%
Expense Total:	590,894.00	590,894.00	15,179.06	555,921.15	34,972.85	5.92%
Department: 0620 - Police - SRO Surplus (Deficit):	-297,894.00	-297,894.00	-15,179.06	-259,571.15	38,322.85	12.86%
Department: 0630 - Police - K9						
Expense						
E30 - Supply Expense	1,800.00	1,800.00	1,796.93	1,832.09	-32.09	-1.78%
E40 - Operations Expense	5,500.00	5,900.00	0.00	5,619.39	280.61	4.76%
E55 - Professional Services	3,000.00	2,600.00	0.00	1,245.31	1,354.69	52.10%
Expense Total:	10,300.00	10,300.00	1,796.93	8,696.79	1,603.21	15.57%
Department: 0630 - Police - K9 Total:	10,300.00	10,300.00	1,796.93	8,696.79	1,603.21	15.57%
Fund: 001 - General Fund Surplus (Deficit):	198,075.54	-3,110,017.89	186,136.89	-216,818.63	2,893,199.26	93.03%
Fund: 002 - Sales Tax Fund						
Department: 0100 - Administration						
Revenue						
R10 - Taxes - Sales	5,938,336.00	5,938,336.00	491,277.86	6,193,207.72	254,871.72	4.29%
R85 - Interest Revenue	250.00	250.00	0.00	226.27	-23.73	9.49%
Revenue Total:	5,938,586.00	5,938,586.00	491,277.86	6,193,433.99	254,847.99	4.29%
Expense						
E62 - Intergovernmental Tsfr	5,938,336.00	5,938,336.00	494,861.00	5,938,332.00	4.00	0.00%
Expense Total:	5,938,336.00	5,938,336.00	494,861.00	5,938,332.00	4.00	0.00%
Department: 0100 - Administration Surplus (Deficit):	250.00	250.00	-3,583.14	255,101.99	254,851.99	1,940.80%
Fund: 002 - Sales Tax Fund Surplus (Deficit):	250.00	250.00	-3,583.14	255,101.99	254,851.99	1,940.80%
Fund: 003 - Franchise Fees Fund						
Department: 0100 - Administration						
Revenue						
R50 - Sale of Services	1,330,000.00	1,260,000.00	87,793.90	1,555,797.54	295,797.54	23.48%
R85 - Interest Revenue	300.00	300.00	0.00	249.80	-50.20	16.73%
Revenue Total:	1,330,300.00	1,260,300.00	87,793.90	1,556,047.34	295,747.34	23.47%

Budget Report

For Fiscal: 2022 Period Ending: 12/31/2022

Category	Original Total Budget	Current Total Budget	Period Activity	Fiscal Activity	Variance Favorable (Unfavorable)	Percent Remaining
Expense						
E62 - Intergovernmental Tsfr	175,000.00	175,000.00	14,583.34	175,000.00	0.00	0.00%
Expense Total:	175,000.00	175,000.00	14,583.34	175,000.00	0.00	0.00%
Department: 0100 - Administration Surplus (Deficit):	1,155,300.00	1,085,300.00	73,210.56	1,381,047.34	295,747.34	-27.25%
Department: 0800 - Street						
Expense						
E62 - Intergovernmental Tsfr	649,000.20	649,000.20	53,786.97	645,189.79	3,810.41	0.59%
Expense Total:	649,000.20	649,000.20	53,786.97	645,189.79	3,810.41	0.59%
Department: 0800 - Street Total:	649,000.20	649,000.20	53,786.97	645,189.79	3,810.41	0.59%
Fund: 003 - Franchise Fees Fund Surplus (Deficit):	506,299.80	436,299.80	19,423.59	735,857.55	299,557.75	-68.66%
Fund: 005 - Designated Tax Fund						
Department: 0100 - Administration						
Revenue						
R85 - Interest Revenue	700.00	700.00	0.00	160.23	-539.77	77.11%
Revenue Total:	700.00	700.00	0.00	160.23	-539.77	77.11%
Department: 0100 - Administration Total:	700.00	700.00	0.00	160.23	-539.77	77.11%
Department: 0200 - Animal Control						
Revenue						
R10 - Taxes - Sales	593,834.00	593,834.00	49,127.79	617,790.00	23,956.00	4.03%
Revenue Total:	593,834.00	593,834.00	49,127.79	617,790.00	23,956.00	4.03%
Expense						
E62 - Intergovernmental Tsfr	593,834.00	593,834.00	49,486.00	593,832.00	2.00	0.00%
Expense Total:	593,834.00	593,834.00	49,486.00	593,832.00	2.00	0.00%
Department: 0200 - Animal Control Surplus (Deficit):	0.00	0.00	-358.21	23,958.00	23,958.00	0.00%
Department: 0400 - Parks						
Revenue						
R10 - Taxes - Sales	593,834.00	593,834.00	49,127.79	619,320.77	25,486.77	4.29%
Revenue Total:	593,834.00	593,834.00	49,127.79	619,320.77	25,486.77	4.29%
Expense						
E62 - Intergovernmental Tsfr	593,834.00	593,834.00	49,486.00	593,832.00	2.00	0.00%
Expense Total:	593,834.00	593,834.00	49,486.00	593,832.00	2.00	0.00%
Department: 0400 - Parks Surplus (Deficit):	0.00	0.00	-358.21	25,488.77	25,488.77	0.00%
Department: 0500 - Fire						
Revenue						
R10 - Taxes - Sales	1,484,584.00	1,484,584.00	122,819.46	1,548,301.94	63,717.94	4.29%
Revenue Total:	1,484,584.00	1,484,584.00	122,819.46	1,548,301.94	63,717.94	4.29%
Expense						
E62 - Intergovernmental Tsfr	1,484,584.00	1,484,584.00	123,715.00	1,484,580.00	4.00	0.00%
Expense Total:	1,484,584.00	1,484,584.00	123,715.00	1,484,580.00	4.00	0.00%
Department: 0500 - Fire Surplus (Deficit):	0.00	0.00	-895.54	63,721.94	63,721.94	0.00%
Department: 0600 - Police						
Revenue						
R10 - Taxes - Sales	1,484,584.00	1,484,584.00	122,819.46	1,548,301.94	63,717.94	4.29%
Revenue Total:	1,484,584.00	1,484,584.00	122,819.46	1,548,301.94	63,717.94	4.29%
Expense						
E62 - Intergovernmental Tsfr	1,484,584.00	1,484,584.00	123,715.00	1,484,580.00	4.00	0.00%
Expense Total:	1,484,584.00	1,484,584.00	123,715.00	1,484,580.00	4.00	0.00%
Department: 0600 - Police Surplus (Deficit):	0.00	0.00	-895.54	63,721.94	63,721.94	0.00%
Department: 0800 - Street						
Revenue						
R10 - Taxes - Sales	1,781,501.00	1,781,501.00	147,383.36	1,857,962.30	76,461.30	4.29%
Revenue Total:	1,781,501.00	1,781,501.00	147,383.36	1,857,962.30	76,461.30	4.29%

Budget Report

For Fiscal: 2022 Period Ending: 12/31/2022

Category	Original Total Budget	Current Total Budget	Period Activity	Fiscal Activity	Variance Favorable (Unfavorable)	Percent Remaining
Expense						
E62 - Intergovernmental Tsfr	1,781,501.00	1,781,501.00	148,458.00	1,781,496.00	5.00	0.00%
Expense Total:	1,781,501.00	1,781,501.00	148,458.00	1,781,496.00	5.00	0.00%
Department: 0800 - Street Surplus (Deficit):	0.00	0.00	-1,074.64	76,466.30	76,466.30	0.00%
Fund: 005 - Designated Tax Fund Surplus (Deficit):	700.00	700.00	-3,582.14	253,517.18	252,817.18	36,116.74%
Fund: 007 - Investment Account						
Department: 0100 - Administration						
Revenue						
R85 - Interest Revenue	0.00	0.00	116.51	0.00	0.00	0.00%
Revenue Total:	0.00	0.00	116.51	0.00	0.00	0.00%
Expense						
E85 - Interest Expense	0.00	26,000.00	-6,097.65	39,415.85	-13,415.85	-51.60%
Expense Total:	0.00	26,000.00	-6,097.65	39,415.85	-13,415.85	-51.60%
Department: 0100 - Administration Surplus (Deficit):	0.00	-26,000.00	6,214.16	-39,415.85	-13,415.85	-51.60%
Fund: 007 - Investment Account Surplus (Deficit):	0.00	-26,000.00	6,214.16	-39,415.85	-13,415.85	-51.60%
Fund: 020 - Animal Control Donation						
Department: 0200 - Animal Control						
Revenue						
R68 - Donation Revenue	2,500.00	2,500.00	0.00	7,586.85	5,086.85	203.47%
R85 - Interest Revenue	5.00	5.00	0.00	4.39	-0.61	12.20%
Revenue Total:	2,505.00	2,505.00	0.00	7,591.24	5,086.24	203.04%
Expense						
E55 - Professional Services	5,000.00	5,000.00	0.00	1,683.22	3,316.78	66.34%
Expense Total:	5,000.00	5,000.00	0.00	1,683.22	3,316.78	66.34%
Department: 0200 - Animal Control Surplus (Deficit):	-2,495.00	-2,495.00	0.00	5,908.02	8,403.02	336.79%
Fund: 020 - Animal Control Donation Surplus (Deficit):	-2,495.00	-2,495.00	0.00	5,908.02	8,403.02	336.79%
Fund: 030 - Act 1256 of 1995 Court						
Department: 0300 - Court						
Revenue						
R40 - Fines & Forfeitures	401,250.00	401,250.00	14,811.67	282,000.84	-119,249.16	29.72%
Revenue Total:	401,250.00	401,250.00	14,811.67	282,000.84	-119,249.16	29.72%
Expense						
E01 - Personnel Expense	5,200.00	5,200.00	394.84	4,738.08	461.92	8.88%
E40 - Operations Expense	396,150.00	396,150.00	17,507.82	277,262.76	118,887.24	30.01%
Expense Total:	401,350.00	401,350.00	17,902.66	282,000.84	119,349.16	29.74%
Department: 0300 - Court Surplus (Deficit):	-100.00	-100.00	-3,090.99	0.00	100.00	100.00%
Fund: 030 - Act 1256 of 1995 Court Surplus (Deficit):	-100.00	-100.00	-3,090.99	0.00	100.00	100.00%
Fund: 031 - Act 1809 of 2001 Court Auto						
Department: 0300 - Court						
Revenue						
R40 - Fines & Forfeitures	29,426.00	29,426.00	2,481.00	34,204.90	4,778.90	16.24%
R85 - Interest Revenue	20.00	20.00	0.00	5.07	-14.93	74.65%
Revenue Total:	29,446.00	29,446.00	2,481.00	34,209.97	4,763.97	16.18%
Expense						
E60 - Miscellaneous Expense	40,000.00	40,000.00	4,392.38	26,331.55	13,668.45	34.17%
Expense Total:	40,000.00	40,000.00	4,392.38	26,331.55	13,668.45	34.17%
Department: 0300 - Court Surplus (Deficit):	-10,554.00	-10,554.00	-1,911.38	7,878.42	18,432.42	174.65%
Fund: 031 - Act 1809 of 2001 Court Auto Surplus (Deficit):	-10,554.00	-10,554.00	-1,911.38	7,878.42	18,432.42	174.65%
Fund: 045 - Park 1/8 SalesTax O & M						
Department: 0400 - Parks						
Revenue						
R10 - Taxes - Sales	742,292.00	742,292.00	61,409.73	774,150.96	31,858.96	4.29%

Budget Report

For Fiscal: 2022 Period Ending: 12/31/2022

Category	Original Total Budget	Current Total Budget	Period Activity	Fiscal Activity	Variance Favorable (Unfavorable)	Percent Remaining
R85 - Interest Revenue	30.00	30.00	0.00	23.28	-6.72	22.40%
Revenue Total:	742,322.00	742,322.00	61,409.73	774,174.24	31,852.24	4.29%
Expense						
E62 - Intergovernmental Tsfr	742,292.00	742,292.00	61,858.00	742,296.00	-4.00	0.00%
Expense Total:	742,292.00	742,292.00	61,858.00	742,296.00	-4.00	0.00%
Department: 0400 - Parks Surplus (Deficit):	30.00	30.00	-448.27	31,878.24	31,848.24	36,160.80%
Fund: 045 - Park 1/8 SalesTax O & M Surplus (Deficit):	30.00	30.00	-448.27	31,878.24	31,848.24	36,160.80%
Fund: 051 - Act 833 of 1991 Fire						
Department: 0500 - Fire						
Revenue						
R15 - Taxes - Property	20,000.00	20,000.00	0.00	28,908.31	8,908.31	44.54%
R85 - Interest Revenue	15.00	15.00	0.00	6.93	-8.07	53.80%
Revenue Total:	20,015.00	20,015.00	0.00	28,915.24	8,900.24	44.47%
Expense						
E40 - Operations Expense	63,620.00	63,620.00	874.60	21,318.24	42,301.76	66.49%
Expense Total:	63,620.00	63,620.00	874.60	21,318.24	42,301.76	66.49%
Department: 0500 - Fire Surplus (Deficit):	-43,605.00	-43,605.00	-874.60	7,597.00	51,202.00	117.42%
Fund: 051 - Act 833 of 1991 Fire Surplus (Deficit):	-43,605.00	-43,605.00	-874.60	7,597.00	51,202.00	117.42%
Fund: 055 - Fire 3/8 SalesTax						
Department: 0500 - Fire						
Revenue						
R10 - Taxes - Sales	2,226,876.00	2,226,876.00	184,229.21	2,322,452.89	95,576.89	4.29%
R85 - Interest Revenue	100.00	100.00	0.00	48.52	-51.48	51.48%
Revenue Total:	2,226,976.00	2,226,976.00	184,229.21	2,322,501.41	95,525.41	4.29%
Expense						
E62 - Intergovernmental Tsfr	2,226,876.00	2,226,876.00	185,573.00	2,226,876.00	0.00	0.00%
Expense Total:	2,226,876.00	2,226,876.00	185,573.00	2,226,876.00	0.00	0.00%
Department: 0500 - Fire Surplus (Deficit):	100.00	100.00	-1,343.79	95,625.41	95,525.41	95,525.41%
Fund: 055 - Fire 3/8 SalesTax Surplus (Deficit):	100.00	100.00	-1,343.79	95,625.41	95,525.41	95,525.41%
Fund: 061 - Act 918 of 1983 Police						
Department: 0600 - Police						
Revenue						
R40 - Fines & Forfeitures	15,000.00	15,000.00	1,342.64	16,111.68	1,111.68	7.41%
R85 - Interest Revenue	10.00	10.00	0.00	3.61	-6.39	63.90%
Revenue Total:	15,010.00	15,010.00	1,342.64	16,115.29	1,105.29	7.36%
Expense						
E60 - Miscellaneous Expense	15,010.00	15,010.00	0.00	7,141.77	7,868.23	52.42%
Expense Total:	15,010.00	15,010.00	0.00	7,141.77	7,868.23	52.42%
Department: 0600 - Police Surplus (Deficit):	0.00	0.00	1,342.64	8,973.52	8,973.52	0.00%
Fund: 061 - Act 918 of 1983 Police Surplus (Deficit):	0.00	0.00	1,342.64	8,973.52	8,973.52	0.00%
Fund: 062 - Act 988 of 1991 Emerg Veh						
Department: 0600 - Police						
Revenue						
R40 - Fines & Forfeitures	12,000.00	12,000.00	177.50	5,301.74	-6,698.26	55.82%
R85 - Interest Revenue	10.00	10.00	0.00	2.99	-7.01	70.10%
Revenue Total:	12,010.00	12,010.00	177.50	5,304.73	-6,705.27	55.83%
Expense						
E40 - Operations Expense	12,000.00	25,000.00	6,170.00	11,074.79	13,925.21	55.70%
Expense Total:	12,000.00	25,000.00	6,170.00	11,074.79	13,925.21	55.70%
Department: 0600 - Police Surplus (Deficit):	10.00	-12,990.00	-5,992.50	-5,770.06	7,219.94	55.58%
Fund: 062 - Act 988 of 1991 Emerg Veh Surplus (Deficit):	10.00	-12,990.00	-5,992.50	-5,770.06	7,219.94	55.58%

Budget Report

For Fiscal: 2022 Period Ending: 12/31/2022

Category	Original Total Budget	Current Total Budget	Period Activity	Fiscal Activity	Variance Favorable (Unfavorable)	Percent Remaining
Fund: 066 - Federal Drug Control						
Department: 0600 - Police						
Revenue						
R85 - Interest Revenue	0.00	0.00	0.24	2.91	2.91	0.00%
Revenue Total:	0.00	0.00	0.24	2.91	2.91	0.00%
Department: 0600 - Police Total:	0.00	0.00	0.24	2.91	2.91	0.00%
Fund: 066 - Federal Drug Control Total:	0.00	0.00	0.24	2.91	2.91	0.00%
Fund: 068 - State Drug Control						
Department: 0600 - Police						
Revenue						
R40 - Fines & Forfeitures	2,500.00	2,500.00	0.00	0.00	-2,500.00	100.00%
R85 - Interest Revenue	5.00	5.00	0.19	2.31	-2.69	53.80%
Revenue Total:	2,505.00	2,505.00	0.19	2.31	-2,502.69	99.91%
Expense						
E60 - Miscellaneous Expense	2,505.00	2,505.00	0.00	0.00	2,505.00	100.00%
Expense Total:	2,505.00	2,505.00	0.00	0.00	2,505.00	100.00%
Department: 0600 - Police Surplus (Deficit):	0.00	0.00	0.19	2.31	2.31	0.00%
Fund: 068 - State Drug Control Surplus (Deficit):	0.00	0.00	0.19	2.31	2.31	0.00%
Fund: 080 - Street Fund						
Department: 0140 - Stormwater						
Expense						
E01 - Personnel Expense	260,366.74	263,866.74	25,805.89	284,763.98	-20,897.24	-7.92%
E10 - Building & Grounds Exp	3,024.00	3,024.00	1,017.42	3,821.36	-797.36	-26.37%
E20 - Vehicle Expense	21,200.00	35,200.00	3,312.09	18,991.56	16,208.44	46.05%
E30 - Supply Expense	23,540.00	20,040.00	2,762.84	15,767.40	4,272.60	21.32%
E40 - Operations Expense	6,200.00	6,200.00	1,131.16	5,731.07	468.93	7.56%
E55 - Professional Services	101,250.00	131,160.00	26,579.89	100,774.43	30,385.57	23.17%
Expense Total:	415,580.74	459,490.74	60,609.29	429,849.80	29,640.94	6.45%
Department: 0140 - Stormwater Total:	415,580.74	459,490.74	60,609.29	429,849.80	29,640.94	6.45%
Department: 0800 - Street						
Revenue						
R10 - Taxes - Sales	456,000.00	456,000.00	49,570.27	595,768.04	139,768.04	30.65%
R15 - Taxes - Property	1,368,000.00	1,468,000.00	142,017.61	1,738,471.83	270,471.83	18.42%
R60 - Miscellaneous Revenue	1,000.00	9,867.05	1,512.24	26,215.75	16,348.70	165.69%
R62 - Intergovernmental Tsfrs	1,781,501.00	1,781,501.00	148,458.00	1,781,496.00	-5.00	0.00%
R64 - Reimbursement	725,000.00	725,000.00	0.00	223,456.34	-501,543.66	69.18%
R85 - Interest Revenue	775.00	775.00	0.00	0.00	-775.00	100.00%
Revenue Total:	4,332,276.00	4,441,143.05	341,558.12	4,365,407.96	-75,735.09	1.71%
Expense						
E01 - Personnel Expense	1,143,783.81	1,150,067.76	80,748.96	931,675.01	218,392.75	18.99%
E10 - Building & Grounds Exp	104,704.96	104,704.96	15,812.50	106,406.33	-1,701.37	-1.62%
E20 - Vehicle Expense	238,500.00	208,342.34	19,624.37	189,169.10	19,173.24	9.20%
E30 - Supply Expense	388,952.16	407,952.16	87,184.71	377,751.44	30,200.72	7.40%
E40 - Operations Expense	516,612.00	383,801.38	8,225.77	187,547.50	196,253.88	51.13%
E55 - Professional Services	330,500.04	353,357.02	28,396.87	305,660.46	47,696.56	13.50%
E60 - Miscellaneous Expense	22,285.00	22,285.00	-11,240.41	53,500.93	-31,215.93	-140.08%
E80 - Fixed Assets	1,823,000.00	2,898,793.15	506,297.36	1,685,510.30	1,213,282.85	41.85%
E90 - Construction Projects	600,000.00	741,170.45	14,206.50	449,256.76	291,913.69	39.39%
Expense Total:	5,168,337.97	6,270,474.22	749,256.63	4,286,477.83	1,983,996.39	31.64%
Department: 0800 - Street Surplus (Deficit):	-836,061.97	-1,829,331.17	-407,698.51	78,930.13	1,908,261.30	104.31%
Fund: 080 - Street Fund Surplus (Deficit):	-1,251,642.71	-2,288,821.91	-468,307.80	-350,919.67	1,937,902.24	84.67%

Budget Report

For Fiscal: 2022 Period Ending: 12/31/2022

Category	Original Total Budget	Current Total Budget	Period Activity	Fiscal Activity	Variance Favorable (Unfavorable)	Percent Remaining
Fund: 090 - Long Term Governmental Capital Asset Fund						
Department: 0000 - Administration						
Expense						
E80 - Fixed Assets	0.00	0.00	-215,016.14	-717,963.93	717,963.93	0.00%
Expense Total:	0.00	0.00	-215,016.14	-717,963.93	717,963.93	0.00%
Department: 0000 - Administration Total:	0.00	0.00	-215,016.14	-717,963.93	717,963.93	0.00%
Department: 0800 - Street						
Expense						
E80 - Fixed Assets	0.00	0.00	0.00	1,269.01	-1,269.01	0.00%
Expense Total:	0.00	0.00	0.00	1,269.01	-1,269.01	0.00%
Department: 0800 - Street Total:	0.00	0.00	0.00	1,269.01	-1,269.01	0.00%
Fund: 090 - Long Term Governmental Capital Asset Fund Total:	0.00	0.00	-215,016.14	-716,694.92	716,694.92	0.00%
Fund: 110 - Special Redemp - 2016 Bond						
Department: 0000 - Administration						
Expense						
E62 - Intergovernmental Tsfr	0.00	375,000.00	0.00	1,700,000.00	-1,325,000.00	-353.33%
Expense Total:	0.00	375,000.00	0.00	1,700,000.00	-1,325,000.00	-353.33%
Department: 0000 - Administration Total:	0.00	375,000.00	0.00	1,700,000.00	-1,325,000.00	-353.33%
Department: 0100 - Administration						
Revenue						
R62 - Intergovernmental Tsfrs	375,000.00	1,001,000.00	2,158.73	1,700,504.46	699,504.46	69.88%
R85 - Interest Revenue	0.00	0.00	4,627.45	14,011.75	14,011.75	0.00%
Revenue Total:	375,000.00	1,001,000.00	6,786.18	1,714,516.21	713,516.21	71.28%
Department: 0100 - Administration Total:	375,000.00	1,001,000.00	6,786.18	1,714,516.21	713,516.21	71.28%
Fund: 110 - Special Redemp - 2016 Bond Surplus (Deficit):	375,000.00	626,000.00	6,786.18	14,516.21	-611,483.79	97.68%
Fund: 113 - Debt Service Reserve Fund						
Department: 0100 - Administration						
Revenue						
R85 - Interest Revenue	0.00	6,000.00	2,158.73	8,980.69	2,980.69	49.68%
Revenue Total:	0.00	6,000.00	2,158.73	8,980.69	2,980.69	49.68%
Expense						
E62 - Intergovernmental Tsfr	0.00	6,000.00	2,158.73	8,980.69	-2,980.69	-49.68%
Expense Total:	0.00	6,000.00	2,158.73	8,980.69	-2,980.69	-49.68%
Department: 0100 - Administration Surplus (Deficit):	0.00	0.00	0.00	0.00	0.00	0.00%
Fund: 113 - Debt Service Reserve Fund Surplus (Deficit):	0.00	0.00	0.00	0.00	0.00	0.00%
Fund: 114 - 2016 Bond Fund						
Department: 0000 - Administration						
Revenue						
R62 - Intergovernmental Tsfrs	0.00	750,000.00	0.00	1,700,000.00	950,000.00	126.67%
Revenue Total:	0.00	750,000.00	0.00	1,700,000.00	950,000.00	126.67%
Expense						
E72 - Bond Expense	700,950.00	1,346,950.00	1,356,265.62	2,703,100.00	-1,356,150.00	-100.68%
E85 - Interest Expense	778,975.00	778,975.00	677,575.01	677,575.01	101,399.99	13.02%
Expense Total:	1,479,925.00	2,125,925.00	2,033,840.63	3,380,675.01	-1,254,750.01	-59.02%
Department: 0000 - Administration Surplus (Deficit):	-1,479,925.00	-1,375,925.00	-2,033,840.63	-1,680,675.01	-304,750.01	-22.15%
Department: 0100 - Administration						
Revenue						
R10 - Taxes - Sales	2,969,168.00	2,969,168.00	245,638.93	3,096,603.87	127,435.87	4.29%
Revenue Total:	2,969,168.00	2,969,168.00	245,638.93	3,096,603.87	127,435.87	4.29%
Department: 0100 - Administration Total:	2,969,168.00	2,969,168.00	245,638.93	3,096,603.87	127,435.87	4.29%

Budget Report

For Fiscal: 2022 Period Ending: 12/31/2022

Category	Original Total Budget	Current Total Budget	Period Activity	Fiscal Activity	Variance Favorable (Unfavorable)	Percent Remaining
Department: 0400 - Parks						
Revenue						
R85 - Interest Revenue	0.00	0.00	2,494.36	9,473.69	9,473.69	0.00%
Revenue Total:	0.00	0.00	2,494.36	9,473.69	9,473.69	0.00%
Expense						
E62 - Intergovernmental Tsfr	375,000.00	1,691,600.00	0.00	1,691,523.77	76.23	0.00%
Expense Total:	375,000.00	1,691,600.00	0.00	1,691,523.77	76.23	0.00%
Department: 0400 - Parks Surplus (Deficit):	-375,000.00	-1,691,600.00	2,494.36	-1,682,050.08	9,549.92	0.56%
Fund: 114 - 2016 Bond Fund Surplus (Deficit):	1,114,243.00	-98,357.00	-1,785,707.34	-266,121.22	-167,764.22	-170.57%
Fund: 167 - 2022 Amend 78						
Department: 0100 - Administration						
Revenue						
R10 - Taxes - Sales	0.00	925,000.01	-100,151.27	301,526.35	-623,473.66	67.40%
Revenue Total:	0.00	925,000.01	-100,151.27	301,526.35	-623,473.66	67.40%
Department: 0100 - Administration Total:	0.00	925,000.01	-100,151.27	301,526.35	-623,473.66	67.40%
Fund: 167 - 2022 Amend 78 Total:	0.00	925,000.01	-100,151.27	301,526.35	-623,473.66	67.40%
Fund: 185 - Street Bond 2016 DS						
Department: 0800 - Street						
Revenue						
R62 - Intergovernmental Tsfrs	649,000.20	649,000.20	57,245.41	648,653.97	-346.23	0.05%
R85 - Interest Revenue	0.00	0.00	535.27	1,791.85	1,791.85	0.00%
Revenue Total:	649,000.20	649,000.20	57,780.68	650,445.82	1,445.62	0.22%
Expense						
E72 - Bond Expense	639,501.76	639,501.76	83.33	639,493.72	8.04	0.00%
Expense Total:	639,501.76	639,501.76	83.33	639,493.72	8.04	0.00%
Department: 0800 - Street Surplus (Deficit):	9,498.44	9,498.44	57,697.35	10,952.10	1,453.66	-15.30%
Fund: 185 - Street Bond 2016 DS Surplus (Deficit):	9,498.44	9,498.44	57,697.35	10,952.10	1,453.66	-15.30%
Fund: 186 - Street Bond 2016 DSR						
Department: 0800 - Street						
Revenue						
R85 - Interest Revenue	0.00	0.00	863.75	3,464.18	3,464.18	0.00%
Revenue Total:	0.00	0.00	863.75	3,464.18	3,464.18	0.00%
Expense						
E62 - Intergovernmental Tsfr	0.00	10.00	3,458.44	3,464.18	-3,454.18	34,541.80%
Expense Total:	0.00	10.00	3,458.44	3,464.18	-3,454.18	34,541.80%
Department: 0800 - Street Surplus (Deficit):	0.00	-10.00	-2,594.69	0.00	10.00	100.00%
Fund: 186 - Street Bond 2016 DSR Surplus (Deficit):	0.00	-10.00	-2,594.69	0.00	10.00	100.00%
Fund: 187 - 2016 Street Construction Fund						
Department: 0800 - Street						
Revenue						
R85 - Interest Revenue	0.00	0.00	11,645.23	62,454.18	62,454.18	0.00%
Revenue Total:	0.00	0.00	11,645.23	62,454.18	62,454.18	0.00%
Expense						
E90 - Construction Projects	2,000,000.00	2,000,000.00	403,825.65	3,131,481.83	-1,131,481.83	-56.57%
Expense Total:	2,000,000.00	2,000,000.00	403,825.65	3,131,481.83	-1,131,481.83	-56.57%
Department: 0800 - Street Surplus (Deficit):	-2,000,000.00	-2,000,000.00	-392,180.42	-3,069,027.65	-1,069,027.65	-53.45%
Fund: 187 - 2016 Street Construction Fund Surplus (Deficit):	-2,000,000.00	-2,000,000.00	-392,180.42	-3,069,027.65	-1,069,027.65	-53.45%
Fund: 500 - Water Fund						
Department: 0140 - Stormwater						
Revenue						
R50 - Sale of Services	308,000.00	308,000.00	25,163.00	312,895.89	4,895.89	1.59%
Revenue Total:	308,000.00	308,000.00	25,163.00	312,895.89	4,895.89	1.59%

Budget Report

For Fiscal: 2022 Period Ending: 12/31/2022

Category	Original Total Budget	Current Total Budget	Period Activity	Fiscal Activity	Variance Favorable (Unfavorable)	Percent Remaining
Expense						
E62 - Intergovernmental Tsfr	308,000.00	308,000.00	48,168.00	332,275.79	-24,275.79	-7.88%
Expense Total:	308,000.00	308,000.00	48,168.00	332,275.79	-24,275.79	-7.88%
Department: 0140 - Stormwater Surplus (Deficit):	0.00	0.00	-23,005.00	-19,379.90	-19,379.90	0.00%
Department: 0900 - Water						
Revenue						
R50 - Sale of Services	4,814,498.00	4,814,498.00	358,160.66	4,588,747.25	-225,750.75	4.69%
R60 - Miscellaneous Revenue	0.00	9,500.00	-37,298.12	2,047,920.60	2,038,420.60	21,457.06%
R62 - Intergovernmental Tsfrs	0.00	3,500,000.00	43,155.30	3,559,825.30	59,825.30	1.71%
Revenue Total:	4,814,498.00	8,323,998.00	364,017.84	10,196,493.15	1,872,495.15	22.50%
Expense						
E01 - Personnel Expense	0.00	1,008,212.52	68,954.18	962,971.79	45,240.73	4.49%
E10 - Building & Grounds Exp	0.00	140,777.12	8,304.36	103,590.53	37,186.59	26.42%
E20 - Vehicle Expense	0.00	124,428.43	13,953.81	131,783.57	-7,355.14	-5.91%
E30 - Supply Expense	0.00	1,819,723.96	130,780.00	1,469,823.19	349,900.77	19.23%
E40 - Operations Expense	66,000.00	501,372.00	50,695.13	525,784.00	-24,412.00	-4.87%
E55 - Professional Services	0.00	124,406.08	36,563.10	113,986.49	10,419.59	8.38%
E60 - Miscellaneous Expense	1,000.00	54,430.00	-26,611.18	53,929.84	500.16	0.92%
E62 - Intergovernmental Tsfr	3,535,000.00	3,632,000.00	-199,019.56	3,222,606.47	409,393.53	11.27%
E72 - Bond Expense	0.00	48,999.96	3,558.52	44,599.70	4,400.26	8.98%
E80 - Fixed Assets	0.00	1,133,078.75	281,141.27	747,371.38	385,707.37	34.04%
E85 - Interest Expense	0.00	180,665.00	9,405.69	85,843.99	94,821.01	52.48%
Expense Total:	3,602,000.00	8,768,093.82	377,725.32	7,462,290.95	1,305,802.87	14.89%
Department: 0900 - Water Surplus (Deficit):	1,212,498.00	-444,095.82	-13,707.48	2,734,202.20	3,178,298.02	715.68%
Department: 0950 - Wastewater						
Revenue						
R50 - Sale of Services	5,577,537.00	5,577,537.00	425,316.78	4,307,632.87	-1,269,904.13	22.77%
R60 - Miscellaneous Revenue	50,100.00	50,100.00	1,955.25	58,850.00	8,750.00	17.47%
Revenue Total:	5,627,637.00	5,627,637.00	427,272.03	4,366,482.87	-1,261,154.13	22.41%
Expense						
E62 - Intergovernmental Tsfr	4,114,000.00	4,114,000.00	271,164.00	4,064,628.00	49,372.00	1.20%
Expense Total:	4,114,000.00	4,114,000.00	271,164.00	4,064,628.00	49,372.00	1.20%
Department: 0950 - Wastewater Surplus (Deficit):	1,513,637.00	1,513,637.00	156,108.03	301,854.87	-1,211,782.13	80.06%
Fund: 500 - Water Fund Surplus (Deficit):	2,726,135.00	1,069,541.18	119,395.55	3,016,677.17	1,947,135.99	-182.05%
Fund: 510 - Wastewater Fund						
Department: 0900 - Water						
Expense						
E60 - Miscellaneous Expense	38,110.00	0.00	0.00	0.00	0.00	0.00%
Expense Total:	38,110.00	0.00	0.00	0.00	0.00	0.00%
Department: 0900 - Water Total:	38,110.00	0.00	0.00	0.00	0.00	0.00%
Department: 0950 - Wastewater						
Revenue						
R60 - Miscellaneous Revenue	0.00	0.00	5,901.93	1,124,739.07	1,124,739.07	0.00%
R62 - Intergovernmental Tsfrs	4,064,000.00	4,064,000.00	0.00	3,475,000.00	-589,000.00	14.49%
Revenue Total:	4,064,000.00	4,064,000.00	5,901.93	4,599,739.07	535,739.07	13.18%
Expense						
E01 - Personnel Expense	1,934,051.26	1,934,857.51	139,551.66	1,431,790.86	503,066.65	26.00%
E10 - Building & Grounds Exp	620,232.08	698,232.08	66,384.14	721,585.27	-23,353.19	-3.34%
E20 - Vehicle Expense	161,868.00	161,836.61	18,616.90	160,950.15	886.46	0.55%
E30 - Supply Expense	747,264.96	731,658.61	154,494.65	665,388.22	66,270.39	9.06%
E40 - Operations Expense	374,144.00	224,144.00	2,555.57	43,354.44	180,789.56	80.66%
E55 - Professional Services	89,500.00	110,500.00	16,099.60	107,292.94	3,207.06	2.90%
E60 - Miscellaneous Expense	66,060.00	66,060.00	-29,214.23	33,320.16	32,739.84	49.56%
E62 - Intergovernmental Tsfr	120,000.00	120,000.00	0.00	99,693.77	20,306.23	16.92%

Budget Report

For Fiscal: 2022 Period Ending: 12/31/2022

Category	Original Total Budget	Current Total Budget	Period Activity	Fiscal Activity	Variance	
					Favorable (Unfavorable)	Percent Remaining
E72 - Bond Expense	66,999.96	66,999.96	4,792.88	59,967.72	7,032.24	10.50%
E80 - Fixed Assets	5,972,950.00	4,071,280.86	600,246.87	1,318,978.28	2,752,302.58	67.60%
E85 - Interest Expense	226,808.00	226,808.00	7,294.71	94,333.30	132,474.70	58.41%
Expense Total:	10,379,878.26	8,412,377.63	980,822.75	4,736,655.11	3,675,722.52	43.69%
Department: 0950 - Wastewater Surplus (Deficit):	-6,315,878.26	-4,348,377.63	-974,920.82	-136,916.04	4,211,461.59	96.85%
Fund: 510 - Wastewater Fund Surplus (Deficit):	-6,353,988.26	-4,348,377.63	-974,920.82	-136,916.04	4,211,461.59	96.85%
Fund: 515 - Stormwater Utility Fund						
Department: 0140 - Stormwater						
Revenue						
R60 - Miscellaneous Revenue	0.00	0.00	-75,284.00	172,071.27	172,071.27	0.00%
R62 - Intergovernmental Tsfrs	308,000.00	308,000.00	123,452.00	332,275.79	24,275.79	7.88%
R64 - Reimbursement	0.00	150,000.00	0.00	150,000.00	0.00	0.00%
R85 - Interest Revenue	0.00	0.00	0.00	58.79	58.79	0.00%
Revenue Total:	308,000.00	458,000.00	48,168.00	654,405.85	196,405.85	42.88%
Expense						
E80 - Fixed Assets	684,000.00	2,093,446.43	0.00	353,369.31	1,740,077.12	83.12%
Expense Total:	684,000.00	2,093,446.43	0.00	353,369.31	1,740,077.12	83.12%
Department: 0140 - Stormwater Surplus (Deficit):	-376,000.00	-1,635,446.43	48,168.00	301,036.54	1,936,482.97	118.41%
Fund: 515 - Stormwater Utility Fund Surplus (Deficit):	-376,000.00	-1,635,446.43	48,168.00	301,036.54	1,936,482.97	118.41%
Fund: 525 - Depreciation - WW						
Department: 0950 - Wastewater						
Revenue						
R60 - Miscellaneous Revenue	0.00	0.00	45,198.44	124,469.13	124,469.13	0.00%
R62 - Intergovernmental Tsfrs	217,000.00	217,000.00	0.00	176,371.11	-40,628.89	18.72%
Revenue Total:	217,000.00	217,000.00	45,198.44	300,840.24	83,840.24	38.64%
Department: 0950 - Wastewater Total:	217,000.00	217,000.00	45,198.44	300,840.24	83,840.24	38.64%
Fund: 525 - Depreciation - WW Total:	217,000.00	217,000.00	45,198.44	300,840.24	83,840.24	38.64%
Fund: 535 - Sub-Div Impact WW						
Department: 0950 - Wastewater						
Revenue						
R85 - Interest Revenue	0.00	0.00	0.00	1.76	1.76	0.00%
Revenue Total:	0.00	0.00	0.00	1.76	1.76	0.00%
Department: 0950 - Wastewater Total:	0.00	0.00	0.00	1.76	1.76	0.00%
Fund: 535 - Sub-Div Impact WW Total:	0.00	0.00	0.00	1.76	1.76	0.00%
Fund: 550 - Impact - Water						
Department: 0900 - Water						
Revenue						
R20 - Licenses Permits & Fees	0.00	0.00	-2,628.00	22,446.00	22,446.00	0.00%
R62 - Intergovernmental Tsfrs	35,000.00	35,000.00	25,074.00	57,342.00	22,342.00	63.83%
R85 - Interest Revenue	0.00	0.00	0.00	15.66	15.66	0.00%
Revenue Total:	35,000.00	35,000.00	22,446.00	79,803.66	44,803.66	128.01%
Department: 0900 - Water Total:	35,000.00	35,000.00	22,446.00	79,803.66	44,803.66	128.01%
Fund: 550 - Impact - Water Total:	35,000.00	35,000.00	22,446.00	79,803.66	44,803.66	128.01%
Fund: 555 - Impact - WW						
Department: 0950 - Wastewater						
Revenue						
R20 - Licenses Permits & Fees	0.00	0.00	-14,000.00	4,500.00	4,500.00	0.00%
R62 - Intergovernmental Tsfrs	50,000.00	50,000.00	18,500.00	51,800.00	1,800.00	3.60%
R85 - Interest Revenue	0.00	0.00	0.00	18.64	18.64	0.00%
Revenue Total:	50,000.00	50,000.00	4,500.00	56,318.64	6,318.64	12.64%
Department: 0950 - Wastewater Total:	50,000.00	50,000.00	4,500.00	56,318.64	6,318.64	12.64%
Fund: 555 - Impact - WW Total:	50,000.00	50,000.00	4,500.00	56,318.64	6,318.64	12.64%

Budget Report

For Fiscal: 2022 Period Ending: 12/31/2022

Category	Original Total Budget	Current Total Budget	Period Activity	Fiscal Activity	Variance Favorable (Unfavorable)	Percent Remaining
Fund: 560 - Salem Royalty						
Department: 0900 - Water						
Revenue						
R85 - Interest Revenue	0.00	0.00	0.00	1.79	1.79	0.00%
Revenue Total:	0.00	0.00	0.00	1.79	1.79	0.00%
Expense						
E62 - Intergovernmental Tsfr	0.00	43,153.30	0.00	43,155.30	-2.00	0.00%
Expense Total:	0.00	43,153.30	0.00	43,155.30	-2.00	0.00%
Department: 0900 - Water Surplus (Deficit):	0.00	-43,153.30	0.00	-43,153.51	-0.21	0.00%
Fund: 560 - Salem Royalty Surplus (Deficit):	0.00	-43,153.30	0.00	-43,153.51	-0.21	0.00%
Fund: 604 - W/WW Ref Rev 2017 Bd Fr						
Department: 0000 - Administration						
Revenue						
R62 - Intergovernmental Tsfrs	575,000.00	575,000.00	2,797.17	529,428.09	-45,571.91	7.93%
R85 - Interest Revenue	0.00	0.00	1,373.84	3,745.59	3,745.59	0.00%
Revenue Total:	575,000.00	575,000.00	4,171.01	533,173.68	-41,826.32	7.27%
Expense						
E62 - Intergovernmental Tsfr	575,000.00	575,000.00	565,558.13	616,116.26	-41,116.26	-7.15%
E72 - Bond Expense	2,000.04	2,000.04	166.67	2,000.04	0.00	0.00%
Expense Total:	577,000.04	577,000.04	565,724.80	618,116.30	-41,116.26	-7.13%
Department: 0000 - Administration Surplus (Deficit):	-2,000.04	-2,000.04	-561,553.79	-84,942.62	-82,942.58	-4,147.05%
Fund: 604 - W/WW Ref Rev 2017 Bd Fr Surplus (Deficit):	-2,000.04	-2,000.04	-561,553.79	-84,942.62	-82,942.58	-4,147.05%
Fund: 606 - W/WW Ref Rev Bonds 2017 DSR						
Department: 0000 - Administration						
Revenue						
R85 - Interest Revenue	0.00	0.00	697.44	2,797.17	2,797.17	0.00%
Revenue Total:	0.00	0.00	697.44	2,797.17	2,797.17	0.00%
Expense						
E62 - Intergovernmental Tsfr	0.00	0.00	2,797.17	2,797.17	-2,797.17	0.00%
Expense Total:	0.00	0.00	2,797.17	2,797.17	-2,797.17	0.00%
Department: 0000 - Administration Surplus (Deficit):	0.00	0.00	-2,099.73	0.00	0.00	0.00%
Fund: 606 - W/WW Ref Rev Bonds 2017 DSR Surplus (Deficit):	0.00	0.00	-2,099.73	0.00	0.00	0.00%
Fund: 700 - A/P Tax Commission						
Department: 0150 - A/P Tax Commission						
Revenue						
R85 - Interest Revenue	0.00	0.00	143.94	1,214.43	1,214.43	0.00%
Revenue Total:	0.00	0.00	143.94	1,214.43	1,214.43	0.00%
Expense						
E60 - Miscellaneous Expense	232,000.00	232,000.00	0.00	0.00	232,000.00	100.00%
Expense Total:	232,000.00	232,000.00	0.00	0.00	232,000.00	100.00%
Department: 0150 - A/P Tax Commission Surplus (Deficit):	-232,000.00	-232,000.00	143.94	1,214.43	233,214.43	100.52%
Fund: 700 - A/P Tax Commission Surplus (Deficit):	-232,000.00	-232,000.00	143.94	1,214.43	233,214.43	100.52%
Report Surplus (Deficit):	-5,040,043.23	-10,484,508.77	-3,575,873.36	1,988,839.32	12,473,348.09	118.97%

Fund Summary

Fund	Original Total Budget	Current Total Budget	Period Activity	Fiscal Activity	Variance Favorable (Unfavorable)
001 - General Fund	198,075.54	-3,110,017.89	186,136.89	-216,818.63	2,893,199.26
002 - Sales Tax Fund	250.00	250.00	-3,583.14	255,101.99	254,851.99
003 - Franchise Fees Fund	506,299.80	436,299.80	19,423.59	735,857.55	299,557.75
005 - Designated Tax Fund	700.00	700.00	-3,582.14	253,517.18	252,817.18
007 - Investment Account	0.00	-26,000.00	6,214.16	-39,415.85	-13,415.85
020 - Animal Control Donation	-2,495.00	-2,495.00	0.00	5,908.02	8,403.02
030 - Act 1256 of 1995 Court	-100.00	-100.00	-3,090.99	0.00	100.00
031 - Act 1809 of 2001 Court Autc	-10,554.00	-10,554.00	-1,911.38	7,878.42	18,432.42
045 - Park 1/8 SalesTax O & M	30.00	30.00	-448.27	31,878.24	31,848.24
051 - Act 833 of 1991 Fire	-43,605.00	-43,605.00	-874.60	7,597.00	51,202.00
055 - Fire 3/8 SalesTax	100.00	100.00	-1,343.79	95,625.41	95,525.41
061 - Act 918 of 1983 Police	0.00	0.00	1,342.64	8,973.52	8,973.52
062 - Act 988 of 1991 Emerg Veh	10.00	-12,990.00	-5,992.50	-5,770.06	7,219.94
066 - Federal Drug Control	0.00	0.00	0.24	2.91	2.91
068 - State Drug Control	0.00	0.00	0.19	2.31	2.31
080 - Street Fund	-1,251,642.71	-2,288,821.91	-468,307.80	-350,919.67	1,937,902.24
090 - Long Term Governmental Cc	0.00	0.00	215,016.14	716,694.92	716,694.92
110 - Special Redemp - 2016 Bonc	375,000.00	626,000.00	6,786.18	14,516.21	-611,483.79
113 - Debt Service Reserve Fund	0.00	0.00	0.00	0.00	0.00
114 - 2016 Bond Fund	1,114,243.00	-98,357.00	-1,785,707.34	-266,121.22	-167,764.22
167 - 2022 Amend 78	0.00	925,000.01	-100,151.27	301,526.35	-623,473.66
185 - Street Bond 2016 DS	9,498.44	9,498.44	57,697.35	10,952.10	1,453.66
186 - Street Bond 2016 DSR	0.00	-10.00	-2,594.69	0.00	10.00
187 - 2016 Street Construction Fu	-2,000,000.00	-2,000,000.00	-392,180.42	-3,069,027.65	-1,069,027.65
500 - Water Fund	2,726,135.00	1,069,541.18	119,395.55	3,016,677.17	1,947,135.99
510 - Wastewater Fund	-6,353,988.26	-4,348,377.63	-974,920.82	-136,916.04	4,211,461.59
515 - Stormwater Utility Fund	-376,000.00	-1,635,446.43	48,168.00	301,036.54	1,936,482.97
525 - Depreciation - WW	217,000.00	217,000.00	45,198.44	300,840.24	83,840.24
535 - Sub-Div Impact WW	0.00	0.00	0.00	1.76	1.76
550 - Impact - Water	35,000.00	35,000.00	22,446.00	79,803.66	44,803.66
555 - Impact - WW	50,000.00	50,000.00	4,500.00	56,318.64	6,318.64
560 - Salem Royalty	0.00	-43,153.30	0.00	-43,153.51	-0.21
604 - W/WW Ref Rev 2017 Bd Fr	-2,000.04	-2,000.04	-561,553.79	-84,942.62	-82,942.58
606 - W/WW Ref Rev Bonds 2017	0.00	0.00	-2,099.73	0.00	0.00
700 - A/P Tax Commission	-232,000.00	-232,000.00	143.94	1,214.43	233,214.43
Report Surplus (Deficit):	-5,040,043.23	-10,484,508.77	-3,575,873.36	1,988,839.32	12,473,348.09

RESOLUTION NO. 2023 _____

A RESOLUTION PROVIDING FOR THE ADOPTION OF AN AMENDED BUDGET FOR THE CITY OF BRYANT FOR THE TWELVE MONTH PERIOD BEGINNING JANUARY 1, 2022 AND ENDING DECEMBER 31, 2022

WHEREAS, the City of Bryant, Arkansas adopted a budget for The City of Bryant on December 14, 2021, recorded as Resolution 2021-32, and

WHEREAS, the City of Bryant, Arkansas, desires to amend said Budget for Fiscal Year 2022 as attached.

NOW, THEREFORE, BE IT RESOLVED BY THE CITY COUNCIL OF BRYANT, ARKANSAS THAT:

Section This resolution (with attachment) shall be known as the amended budget resolution for the City of Bryant,

1. Arkansas, for the twelve (12) month period beginning January 1, 2022 and ending December 31, 2022.

- Investment Fund - ARPA 14,000.00
- General Fund - Courts 12,000.00
- Bond Funds Govt 625,000.00
- Utility Bond Fund 604 42,000.00

Section The amended city budget for the calendar year 2022 is hereby amended and adopted to read as attached.

2.

PASSED AND APPROVED this 31st day of January, 2023.

APPROVED:

Allen E. Scott, Mayor

ATTEST:

Mark Smith, City Clerk

001-0100-5104	1000	increase
001-0100-5040	-1000	
001-0100-5300	1000	
001-0100-5040	-1000	
001-0100-5515	17500	Election
001-0100-5586	-17500	
001-0110-5608	43000	
001-0110-5810	-43000	
001-0120-5200	1100	
001-0120-5350	-1100	
001-0160-5200	410	
001-0160-5055	-410	
001-0160-5322	50	
001-0160-5608	-50	
001-0160-5808	1500	
001-0160-5608	-1500	
001-0200-5592	600	
001-0200-5480	-600	
001-0200-5604	2600	
001-0200-5480	-2600	
001-0200-5808	650	
001-0200-5480	-650	
001-0300-5038	22000	Paid to finish it out
001-0300-5102	-10000	
001-0400-5145	75	
001-0400-5210	-75	
001-0400-5586	800	
001-0400-5210	-800	
001-0400-5840	10000	Starting Fire offset
001-0430-5001	62000	
001-0430-5110	21000	
001-0430-5130	7000	
001-0430-5586	14000	
001-0500-5000	-114000	Fire offsetting Parks
001-0500-5200	3500	
001-0500-5102	-3500	
001-0600-5120	3500	
001-0600-5604	-3500	
001-0600-5210	17000	
001-0600-5604	-17000	
001-0600-5705	200	
001-0600-5604	-200	
001-0630-5306	35	
001-0630-5500	-35	
<u>Total Sum</u>	<u>12000</u>	Court Retirement pay out is the remainder

007-0100-5855	14000 Unrealized
080-0140-5000	21000
080-0140-5116	1000
080-0140-5571	-22000
080-0800-5110	2000
080-0800-5608	32000
080-0800-5571	-34000
110-0000-5626	1325000
110-0100-4623	-700000 increase to revenues double check sheet
113-0100-4850	-3000 increase to revenues double check sheet
113-0100-5626	3000
114-0000-5722	Review after posted adjustments
500-0900-5200	7600
500-0900-5360	-7600
500-0900-5475	24500
500-0900-5360	-24500
510-0950-5110	23500
510-0950-5322	-23500
604-0000-5626	42000

RESOLUTION NO. 2023 _____
A RESOLUTION PROVIDING FOR THE ADOPTION OF AN AMENDED BUDGET FOR THE CITY OF BRYANT FOR THE TWELVE MONTH PERIOD BEGINNING JANUARY 1, 2023 AND ENDING DECEMBER 31, 2023

WHEREAS, the City of Bryant, Arkansas adopted a budget for The City of Bryant on December 13, 2022, recorded as Resolution 2022-36, and

WHEREAS, the City of Bryant, Arkansas, desires to amend said Budget for Fiscal Year 2023 as attached.

NOW, THEREFORE, BE IT RESOLVED BY THE CITY COUNCIL OF BRYANT, ARKANSAS THAT:

Section This resolution (with attachment) shall be known as the amended budget resolution for the City of Bryant,

1. Arkansas, for the twelve (12) month period beginning January 1, 2023 and ending December 31, 2023.

• General Fund	678,110.07
• Street Fund	1,602,149.00
• Fire 51 Fund	36,702.05
• Utility Revenue Fund 500 Water	3,398,385.74
• Utility Fund WW	1,043,372.65
• Stormwater Fund	2,438,322.25

Section The amended city budget for the calendar year 2023 is hereby amended and adopted to read as attached.

2.

PASSED AND APPROVED this 31th day of January, 2023.

APPROVED:

Allen E. Scott, Mayor

ATTEST:

Mark Smith, City Clerk

Account Number	Amount	PO Number	Info.	Info.
001-0100-5001	1,542.00		Non Roll	5+ years in Service for Clerk per Ordinance
001-0100-5025	(1,050.00)		Non Roll	Increasing to cover current Work Comp Bill
001-0100-5102	9,383.77	2022008708	3	Transformer and panel upgrade. Adjustment
001-0100-5225	(350.00)		Non Roll	Reclass to Animal for Veh Ins rest could be used when IT gets a vehicle
001-0110-5808	35,000.00		Non Roll	IT Used Vehicle
001-0110-5810	66,497.09	2022004302	2	1094 - Motorola Solutions
001-0120-5025	1,050.00		Non Roll	Increasing to cover current Work Comp Bill
001-0120-5225	(306.99)	2022005606	2	AML Ins
001-0160-5025	(3,400.00)		Non Roll	Increasing to cover current Work Comp Bill
001-0160-5225	213.23	2022005606	2	AML Ins
001-0200-5025	800.00		Non Roll	Increasing to cover current Work Comp Bill
001-0200-5225	350.00		Non Roll	Increasing to cover current AML Vehicle Insurance
001-0200-5370	137.34	2022008702	5	0488 - Mwi Veterinary Supply
001-0200-5808	60,000.00	2022006886	3	PURCHASE OF FLEET SUV FORD EXP Adjustment
001-0300-5025	400.00		Non Roll	Increasing to cover current Work Comp Bill
001-0400-5025	7,400.00		Non Roll	Increasing to cover current Work Comp Bill
001-0400-5810	16,200.00		Non Roll	Parks capital Request for Zero Turn Mower
001-0400-5225	(16.25)	2022002337	2	AML Ins
001-0400-5225	(86.45)	2022005606	2	AML Ins
001-0410-5104	4,285.13	2022007464	5	3138 - ACS Playground Adventures, Inc.
001-0410-5816	6,120.00	2022008100	5	3683 - Bascon General Contractors, LLC
001-0410-5816	166,437.80		Non Roll	Millis Outdoor Matching Grant
001-0430-5025	2,850.00		Non Roll	Increasing to cover current Work Comp Bill
001-0430-5816	8,000.00	2022008279	5	0694 - Walden Chemical, Inc./Blue Water Pools
001-0500-5025	700.00		Non Roll	Increasing to cover current Work Comp Bill
001-0500-5102	21,900.00	2022007728	3	replacing counters and cabinets at HQ Adjustment
001-0500-5225	(96.50)	2022005606	2	AML Ins
001-0500-5225	(1,092.53)	2022006304	2	AML Ins
001-0500-5323	98,620.00	2022005958	2	2914 - Municipal Emergency Services Inc.
001-0500-5323	13,000.00		Non Roll	Resue Task Force PPE (non Cap)
001-0500-5816	4,440.20	2022004600	2	1094 - Motorola Solutions
001-0510-5323	39,479.59	2022007728	3	replacing counters and cabinets at HQ Adjustment
001-0600-5102	4,500.00		Non Roll	Bottom floor of PD to be painted
001-0600-5225	805.00	2022000001	2	AML Ins
001-0600-5225	4,821.83	2022002337	2	AML Ins
001-0600-5225	763.41	2022004810	2	AML Ins
001-0600-5225	2,423.30	2022005606	2	AML Ins
001-0600-5531	780.00	2022007902	5	1094 - Motorola Solutions
001-0600-5840	97,411.71	2022004685	1	Motorola
001-0600-5850	2,791.29	2022004685	1	Motorola
001-0610-5025	6,000.00		Non Roll	Increasing to cover current Work Comp Bill
001-0620-5025	900.00		Non Roll	Increasing to cover current Work Comp Bill
001-0700-5225	48.10	2022000001	2	AML Ins Will be 001-0120-5225
051-0500-5410	36,702.05	2022005958	2	2914 - Municipal Emergency Services Inc.
080-0140-5025	100.00		Non Roll	Increasing to cover current Work Comp Bill
080-0140-5210	13,834.56	2022008058	3	Repair 2017 Ram 2500 Vin # 53581 AML Claim 2201195
080-0140-5322	12,700.00		Non Roll	Reclasses needed to get 2023 Original Budget amounts to be accurate for Street and Water/Wastewater
080-0140-5571	19,600.00	2022007854	1	Garnat
080-0140-5571	30,910.00		Non Roll	Reclasses needed to get 2023 Original Budget amounts to be accurate for Street and Water/Wastewater
080-0800-5025	4,000.00		Non Roll	Increasing to cover current Work Comp Bill

080-0800-5225	3,500.00	Non Roll	Increasing to cover current AML Vehicle Insurance
080-0800-5225	318.63	2	AML Ins
080-0800-5225	527.44	2	AML Ins
080-0800-5225	976.43	2	AML Ins
080-0800-5322	924.74	3	Bolt Kit Adjustment
080-0800-5322	2,100.00	3	Blades Adjustment
080-0800-5546	(2,183.00)	Non Roll	Reclasses needed to get 2023 Original Budget amounts to be accurate for Street and Water/Wastewater
080-0800-5571	33,790.00	2	3460 - RJN Group, Inc.
080-0800-5808	(67,000.00)	Non Roll	Reclasses needed to get 2023 Original Budget amounts to be accurate for Street and Water/Wastewater
080-0800-5808	35,000.00	Non Roll	saved \$78K trade in 2018 Dodge VIN 06996 for new Dodge Z500
080-0800-5808	(16,500.00)	Non Roll	Reclass for Scag 72" Turf Tiger II Zero Turn Mower with 40 HP EFI Vanguard Engine
080-0800-5810	177,730.89	2	0669 - Tri-State Truck Center, Inc
080-0800-5810	124,007.00	2	0853 - Altec Industries, Inc.
080-0800-5810	141,188.99	2	3571 - Rush Truck Centers of Ohio, Inc.
080-0800-5810	16,500.00	Non Roll	Reclass for Scag 72" Turf Tiger II Zero Turn Mower with 40 HP EFI Vanguard Engine
080-0800-5816	1,080.00	1	Temple
080-0800-5816	1,080.00	1	Temple
080-0800-5816	900.00	1	Temple
080-0800-5816	6,235.00	2	2156 - Garnat Engineering, LLC
080-0800-5816	3,322.25	2	2156 - Garnat Engineering, LLC
080-0800-5816	14,452.43	2	2156 - Garnat Engineering, LLC
080-0800-5816	21,797.79	2	3211 - InTraffic, LLC
080-0800-5816	7,240.34	2	3211 - InTraffic, LLC
080-0800-5816	11,880.35	2	3211 - InTraffic, LLC
080-0800-5816	158.00	3	ACCP Cable package Adjustment
080-0800-5816	2,299.00	3	iCCUS-2 Shelf mount control unit Adjustment
080-0800-5816	3,096.00	3	Ped Signals Adjustment
080-0800-5816	3,374.00	3	RZ4A-WDR Camera Adjustment
080-0800-5816	3,384.00	3	EPAC3108M62-NEMA Controller Adjustment
080-0800-5816	4,054.00	3	iDS23RNO-B iDetect Feature & Sign Button Adjustment
080-0800-5816	4,312.00	3	MMU2-16LEip Monitor Adjustment
080-0800-5816	14,424.98	3	Contract Services PO for Rogers Drainage Project A
080-0800-5816	14,626.91	3	EPAC3108M62-NEMA Controller Adjustment
080-0800-5816	22,238.53	3	Maint Agrmt BBS PTZ upgrades Alcoa and I-30 Inter
080-0800-5816	22,238.53	3	Maint Agrmt BBS PTZ upgrades Hwy 183 and Hillfarm
080-0800-5816	114,375.00	3	Signal upgrades for crosswalk systems city wide Ad
080-0800-5816	269,000.00	Non Roll	putting original budget back after Encumbrances did not roll correctly
080-0800-5828	7,500.00	3	Bid winner for striping on N Prickett Road Adjustm
080-0800-5828	20,486.79	3	Contract Services PO for Rogers Drainage Project A
080-0800-5828	34,900.00	3	Contract services: Meadow Creek Drive Drainage Ad
080-0800-5828	47,239.20	3	RCP pipe for Cambridge Place Drainage Project Adju
080-0800-5828	50,705.26	3	Stone Pine Dr Drainage Project Bid winner Adjustme
080-0800-5828	77,437.00	3	Contract services:Cambridge Place Drainage Project
080-0800-5910	31,118.00	2	0235 - Cranford Construction Company
080-0800-5910	65,714.25	2	0235 - Cranford Construction Company
080-0800-5910	10,000.00	3	Overlay of Griffis Road Adjustment
080-0800-5910	10,000.00	3	Overlay of Griffis Road Adjustment
080-0800-5910	10,000.00	3	Curb recovery Adjustment
080-0800-5910	10,000.00	3	Mobilization and MOT Adjustment
080-0800-5910	58,755.70	3	Overlay of Griffis Road Adjustment
080-0800-5910	84,948.00	3	Surface course Adjustment

Will add be 5816 not 5828

080-0800-5910	54.00	2022005473	4 Reflective paint for NW 4th street overlay. Bid ou
080-0800-5910	300.00	2022005473	4 Reflective white arrow for NW 4th street overlay.
080-0800-5910	360.00	2022005473	4 Reflective paint for NW 4th street overlay. Bid ou
080-0800-5910	500.00	2022005473	4 Reflective paint for NW 4th street overlay. Bid ou
080-0800-5910	602.25	2022005473	4 Reflective paint for NW 4th street overlay. Bid ou
080-0800-5910	933.76	2022005473	4 Reflective paint for NW 4th street overlay. Bid ou
080-0800-5910	1,200.00	2022005473	4 Reflective paint for NW 4th street overlay. Bid ou
080-0800-5910	1,800.00	2022005473	4 No parking zone for NW 4th street overlay. Bid out
500-0900-5025	15,072.00		Non Roll approve increase needed for Work Comp
500-0900-5480	(2,183.00)		Non Roll Reclasses needed to get 2023 Original Budget amounts to be accurate for Street and Water/Wastewater
500-0900-5600	(1,000.00)		Non Roll Reclasses needed to get 2023 Original Budget amounts to be accurate for Street and Water/Wastewater
500-0900-5816	500.00	2022000168	2 0236 - Crist Engineers, Inc.
500-0900-5816	16,916.00	2022003094	2 0236 - Crist Engineers, Inc.
500-0900-5816	469,160.00	2022008701	3 Installation of new meter system - Sole source Adj
500-0900-5816	2,899,119.03	2022008700	4 Meter system - Sole Source - Approval by Council A
510-0900-5225	301.71	2022005606	2 AML Ins Will be 500-0900-5225
500-0900-5225	500.00		Non Roll Increasing to cover current AML Vehicle Insurance
510-0950-5025	2,000.00		Non Roll Increasing to cover current Work Comp Bill
510-0950-5225	500.00		Non Roll Increasing to cover current AML Vehicle Insurance
510-0950-5225	2,908.84	2022002743	2 AML Ins
510-0950-5225	(63.01)	2022004810	2 AML Ins
510-0950-5225	1,174.24	2022006304	2 AML Ins
510-0950-5480	(2,183.00)		Non Roll Reclasses needed to get 2023 Original Budget amounts to be accurate for Street and Water/Wastewater
510-0950-5810	74,798.80	2022003614	2 3443 - Stribling Equipment,LLC
510-0950-5816	221,735.00	2022005479	2 0003 - Ac & T, Llc.
510-0950-5816	5,100.00	2019009499	2 0236 - Crist Engineers, Inc.
510-0950-5816	71,687.00	2021006417	2 0236 - Crist Engineers, Inc.
510-0950-5816	500.00	2022000168	2 0236 - Crist Engineers, Inc.
510-0950-5816	237,906.80	2022006051	2 0236 - Crist Engineers, Inc.
510-0950-5816	15,181.11	2022005932	2 0278 - Evans Enterprises
510-0950-5816	8,340.49	2022003314	2 0377 - Jack Tyler Engineering Of
510-0950-5816	3,022.99	2022008425	3 Project 18388000 rain gauge and spillway Adjustme
510-0950-5816	5,555.48	2022007899	3 Hatch Replacement/Upgrade LS #27 Adjustment
510-0950-5816	13,038.84	2022007900	3 Hatch Replacement/Upgrade LS #26 Adjustment
510-0950-5816	33,473.75		3 Labor to install aeration membranes in basins Adj
510-0950-5816	51,382.18	2022008044	3 Replacement hatch and new MS panel for LS #22 Adju
510-0950-5816	52,500.64		3 Control Panel Replacement/Upgrade LS21 Adjustment
510-0950-5816	82,406.25		3 Generator for LS 12 Adjustment
510-0950-5816	82,406.25	2022008505	3 Generator for LS 13 CAO Upgrade Adjustment
510-0950-5816	80,000.00	2023001055	Non Roll Emergency Purchase of Kaeser Rotary Blower for WW Treatment Plant Operations to continue
515-0140-5816	3,322.25	2020007352	2 2156 - Garnat Engineering, LLC
515-0140-5816	550,000.00	2022008059	3 Raintree Acres Drainage Project 1 - ARPA Funds Adj
515-0140-5816	1,100,000.00	2022007909	3 Northlake Drainage Project; ARPA funding Adjustmen
515-0140-5816	350,000.00		Non Roll Dogwood 2B Drainage Project, Bringing Regular Stormwater Capital Budget Back to Council now.
515-0140-5816	220,000.00		Non Roll Stillman Loop Drainage Project, Bringing Regular Stormwater Capital Budget Back to Council now.
515-0140-5816	35,000.00		Non Roll Feasibility Study Remainder with RIN - Bringing Regular Stormwater Capital Budget Back to Council now.
515-0140-5816	180,000.00		Non Roll Garver Phase 2 Drainage Improvement Plan, Bringing Regular Stormwater Capital Budget Back to Council now.

Entire Total	9,197,041.76
General Fund Total	678,110.07
Fund 51 Fire Total	36,702.05
Street Fund Total	1,602,149.00
Water Fund Total	3,398,385.74
WW Fund Total	1,043,372.65
Stormwater Capital Fund Total	2,438,322.25
Check Digit	0.00

AN ORDINANCE TO WAIVE THE COMPETITIVE BIDDING PROCESS FOR FOOD SERVICES MANAGEMENT AT BRYANT PARKS AND RECREATION DEPARTMENT

WHEREAS, the City of Bryant has an immediate need for Food Management at the Bryant Parks and Recreation Department, and

WHEREAS, the previous vendor is no longer with the City of Bryant due to reasons beyond our control; and

WHEREAS, time is of the essence as we are in the season of recreational activities at Bryant Parks and it is not feasible or practical to advertise for bids at this time, and

WHEREAS, Scott Hill, dba HCF, is a reputable vendor and Concessionaire.

NOW, THEREFORE, BE IT ORDAINED BY THE CITY COUNCIL OF THE CITY OF BRYANT, SALINE COUNTY, ARKANSAS:

Section 1. Pursuant to Arkansas Code Annotated Section 14-58-303, the City of Bryant City Council makes the finding that exceptional circumstances exist and the bidding process is hereby deemed not feasible or practical.

Section 2. The City Council waives competitive bidding relating to the Food Management at Bryant Parks and Recreation Department. The City of Bryant City Council has determined that it is necessary to waive competitive bidding.

Section 3. The Mayor or his designee is authorized to execute all contracts necessary to complete the agreement..

Section 5. If, for any reason, any portion of this ordinance is held to be invalid, such invalidity shall in no way affect the remaining portions thereof, which are valid, but such valid portions shall be and remain in full force and effect.

Section 6. All ordinances or parts of ordinances in conflict herewith are hereby repealed.

Section 7. Emergency Enactment: Whereas this is an exceptional situation and an Emergency is Declared; and this Ordinance shall be effective from and after its date of passage.

PASSED AND APPROVED this _____ day of January, 2023

Allen E. Scott, Mayor

ATTEST:

Mark Smith, City Clerk

**Bryant Parks and Recreation Department
FOOD SERVICES MANAGEMENT AGREEMENT**

THIS AGREEMENT made and entered into on December 20, 2022 by and between the CITY OF BRYANT PARKS AND RECREATION DEPARTMENT, doing business at 6401 Boone Road, Bryant, Arkansas (hereinafter called "THE CITY AND/OR THE DEPARTMENT"), and SCOTT HILL, doing business at HGCF, 1114 Hunter Lee Dr., Bryant, Arkansas (hereinafter called "CONCESSIONNAIRE".)

WITNESSETH THAT:

1. ENGAGEMENT OF CONCESSIONNAIRE; EFFECTIVE DATE: THE CITY hereby engages CONCESSIONNAIRE, on an exclusive basis, to provide certain concession services (the "Services") more specifically set forth in this Agreement. Such Services are to be performed at such locations as are mutually agreed by THE CITY and CONCESSIONNAIRE. The effective date of this Agreement is January 1st, 2023 (the "Effective Date").

2. FACILITIES AND EQUIPMENT:

A. The Center at Bishop Park

- a. The Center at Bishop Park is host to basketball league games and numerous weekend basketball tournaments.
- b. Basketball league operations shall consist of providing food and beverage services on Saturdays from 8am to 6pm from January 7, 2023 - March 4, 2023.
- c. Basketball tournament operations shall consist of providing food and beverage services at scheduled events. Concessionaire would be notified of a scheduled event no less than two (2) weeks in advance.
- d. Concessionaire is required to provide beverage services at minimum until the beginning of the last scheduled game.
- e. Equipment present: 1 cooler, 1 refrigerator, 1 hot dog roller, 1 freezer, 1 oven, 1 warmer, and 1 microwave.

B. Bishop Park Baseball Fields

- a. The Baseball Fields at Bishop park host various league games throughout the week and several tournaments on weekends.
- b. Baseball Spring league operations shall consist of providing food and beverage services on Monday, Tuesday, Thursday, and Friday (with potential make up games scheduled on Wednesdays) during scheduled games from March 2023 to June 2023.
- c. Baseball Fall League operations shall consist of providing food and beverage services on Tuesday Evenings and Saturday mornings from September 2023 to October 2023 during scheduled games.

- d. Baseball tournament operations shall consist of providing food and beverage services at scheduled events. Concessionaire would be notified of a scheduled event no less than two (2) weeks in advance.
- e. Concessionaire is required to provide beverage services at minimum until the beginning of the last scheduled game.
- f. Equipment Present: 2 coolers
 - i. The DEPARTMENT agrees to provide the following equipment prior to March 1, 2023:
 - 1. Hot Dog Roller
 - 2. Popcorn Machine
 - 3. Warming Drawer

3. CONCESSIONAIRE RESPONSIBILITIES:

- A. Concessionaire shall pay for all products and supplies associated with concession operation, and shall collect, own, and account for all receipts from the sale of the merchandise.
 - a. Bryant Parks/Pepsi Disclaimer: Concession must purchase Pepsi Company beverages from The Department. This includes all sodas, sports drinks and waters.
- B. Concessionaire shall provide a proposed menu with pricing to The Department.
- C. Concessionaire shall furnish, install, and maintain at their expense all furnishings and equipment necessary to provide the services described herein, with the exception of equipment previously listed. Concessionaire shall maintain all equipment in a state of repair and condition satisfactory to The Department. Trade fixtures installed by Concessionaire shall remain the property of Concessionaire notwithstanding utility and other connections.
- D. Concessionaire shall be responsible for normal inspections of all equipment located within the Concession area, whether it is owned by the Concessionaire or The Department.
- E. Concessionaire shall at all times keep the concession area, including adjacent areas, neat and clean. Litter, trash and garbage generated by the operation shall be collected, sorted by recyclable and non-recyclable, bagged and placed in prescribed containers in a location designated by The Department.
- F. Concessionaire shall provide janitorial services in those areas or spaces it occupies or may occupy in performance of the contract. Areas and spaces include food preparation sites and storage rooms. Tables and counters incident to the operation shall be kept clean at all times.

- G. Concessionaire shall employ personnel in sufficient numbers to properly operate the concession and satisfactorily serve the public. Personnel shall be dressed and groomed neatly and professionally, and maintain appropriate standards of cleanliness.
- H. Concessionaire must provide equal employment opportunity. During the performance of this contract, Concessionaire agrees as follows; Concessionaire shall not discriminate against any employee or applicant for employment because of race, creed, color, national origin or sex. Concessionaire shall take affirmative action to make sure those applicants that are employed and that employees are treated during employment without regard to the race, creed, color, national origin or sex. Such action shall include but not be limited to the recruitment or recruitment advertising; layoffs or termination; rates of pay or other forms of compensation; and selection for training during apprenticeship. In the event of Concessionaire's non-compliance with the provisions of this clause, this contract may be canceled, terminated or suspended in whole or in part and Concessionaire may be declared ineligible for further Department contracts. The rights and remedies of the county provided in this paragraph shall not be exclusive, but are in addition to any remedies provided in this contract or as provided by law.
- I. Concessionaire shall comply with State, County, and Municipal ordinances pertaining to merchant's food handling services. Regulations of the Saline County Health Department concerning the handling and preparation of food shall be observed. Concessionaire shall pay all licenses, fees, and taxes that may be imposed by any Federal, State and Municipal authority on the Concession Operation.

4. PAYMENT AND ACCOUNTING:

- The Department will invoice Concessionaire \$54 for each case (24 drinks) of sodas, \$48 for each case (24 drinks) of Gatorades and \$42 for each case (24 drinks) of Aquafina water received by Concessionaire for resale. Concessionaire will have 30 days upon receipt of invoice to pay for drinks.
- Accompanying the various payments to The Department shall be a Sales Report prepared by Concessionaire certifying the total gross receipts for the calendar month. Such statement shall list each day's gross receipts. Recording of all over-the-counter sales shall be made by Concessionaire on recording type POS system acceptable to The Department. Copies of POS system sales report shall be kept for one year and shall be provided to The Department upon request.
- Acceptance by The Department of any statement of payment shall not prevent The Department from thereafter receiving payment adjustments by reason of errors or omissions in any of said statements.
- The Department will not receive any portion of proceeds from food sales.

5. INDEMNIFICATION:

Concessionaire shall indemnify, defend and hold harmless City of Bryant, its elected and appointed officials, employees, agents and volunteers from and against all claims, damages, losses and expense, including but not limited to attorney’s fees arising out of or resulting from the performance of Concessionaire’s use of premises, provided that any such claim, damage, loss or expense attributable to bodily injury, sickness, disease or death, or to injury to or destruction of tangible property including the loss of use resulting there from and only to the extent is caused in whole or in part by any negligent act or omission of Concessionaire, anyone directly or indirectly employed by Concessionaire or anyone for whose acts Concessionaire may be liable, regardless of whether or not it is caused in part by The Department.

6. TERMS AND CONDITIONS:

- A. The term of this contract shall be for one (1) year from January 1, 2023 to December 31, 2023. In consideration of faithful performance by both parties, The Department may, if mutually agreed upon with Concessionaire, extend the contract for a one-year period under the same terms and conditions. Such an extension must be agreed to in writing by November 1 of the year preceding year of renewal.
- B. The Department may terminate this contract if Concessionaire has failed to comply with the provisions of this contract. The Department shall notify Concessionaire in writing of specific violations. Concessionaire shall respond with appropriate corrective actions within ten (10) days to make specified corrections to the satisfaction of The Department. If Concessionaire fails to make specified corrections to the satisfaction of The Department, The Department shall, by written notice, notify Concessionaire that this contract has been terminated.
- C. Either party may terminate this agreement for any reason during the duration of this contract, with a 60 day notice.

City of Bryant:

Name

Title

Signature

Concessionaire:

SCOTT HILL
Name

Owner
Title

SH
Signature

ORDINANCE 2023 - ____

AN ORDINANCE AMENDING ORDINANCE NO. 2012-29 BRYANT SIGN CODE.

WHEREAS, the City of Bryant Arkansas desires to promote beautification efforts and promote the use of signs in the city which are safe, aesthetically pleasing, compatible with their surroundings and legible in the circumstances in which they are seen.

WHEREAS, the City of Bryant recognizes the need for a well-maintained and attractive physical appearance of the community and the need for adequate business identification for the conduct of competitive commerce.

WHEREAS, the City of Bryant desires to reduce sign or advertising distractions which may increase traffic accidents by distracting driver's attention from the roadway;

NOW BE IT ORDAINED BY THE CITY COUNCIL OF THE CITY OF BRYANT, ARKANSAS:

SECTION 1: Enactment of Attached Sign Ordinance Regulations.

The City Council of Bryant, Arkansas hereby approves and adopts by reference the Sign Ordinance. Said Ordinance shall be filed in the office of the City Clerk of the City of Bryant, Arkansas and from the date on which this ordinance shall take effect the provisions thereof shall be controlling within the limits of the City of Bryant and those areas in the territory subject to Bryant zoning regulations.

SECTION 2: Severability and General Repealer.

That all ordinances and part of ordinances of a permanent and general nature in effect at the time of adoption of this ordinance and not included herein, are hereby repealed where they are in conflict with this ordinance.

All Ordinances and resolutions and parts thereof in conflict herewith are hereby repealed to the extent of such conflict.

PASSED AND APPROVED THIS _____ DAY OF _____, 2023, BY THE CITY COUNCIL OF BRYANT, ARKANSAS.

Mayor Allen E. Scott

Mark Smith, City Clerk



SIGN CODE

CITY OF BRYANT

Table of Contents:

Section One: Purpose and Scope	Page 2
1.01 – Intent, Scope, and Applicability	
1.02 - Purpose	
1.03 - Authority	
Section Two: General Provisions	Page 3
2.01 - General	
2.02 – Signs Prohibited	
2.03 – Permit Requirement and Application	
2.04 – Signs Not Requiring Permits	
Section Three: Policies, Rules of Interpretation, and Standards	Page 6
3.01 – Message Neutrality	
3.02 – On-Premise/Off-Premise Distinction	
3.03 – Sign Area Measurement	
3.04 - Height	
3.05 – Setback Requirements	
3.06 – Lighting	
3.07 – Changeable Copy	
3.08 – Sign Projections from Buildings	
3.09 – Sign Similarity to Official Signs	
3.10 – Obstruction of Vision	
3.11 – Interference with Utilities	
3.12 – Maintenance Standards	
3.13 – Abandonment	
Section Four: Specific Requirements by Sign Type and Zoning District	Page 9
4.01 – Signs Allowed in PUDs or Other Special Districts	
4.02 – Aesthetic Corridors and Interstate Sign Zone	
4.03 – Temporary Sign Table	
4.04 – Sign Table	
4.05 – Signs in Airport Industrial District	
Section Five: Non-Conforming Signs	Page 14
5.01 – Determination of Legal Nonconformity	
5.02 – Loss of Legal Nonconforming Status	
Section Six: Administration and Enforcement	Page 15
6.01 – Administrative Official	
6.02 - Variances	
6.03 – Alternative Signage Plans	
6.04 - Violations	
6.05 – Removal of Signs by the Administrative Official	
6.06 - Penalties	
Section Seven: Conflict, Severability and Effective Date	Page 17
7.01 - Conflict	
7.02 - Severability	
7.03 - Effective Date	
Section Eight: Definitions	Page 18

I. Section One: Purpose and Scope

1.01 – Intent, Scope, and Applicability

The scope of this Ordinance shall be to regulate signs intended to be viewed from any vehicular or pedestrian public right-of-way or public/private fire apparatus road. These regulations are intended to regulate signs in a manner that balances the right of free speech through sign display against the competing public and governmental interests in community aesthetics, safety, prevention of sign clutter and visual pollution, and other negative effects associated with excessive and/or improper signage.

These regulations shall be supplemented by additional ordinances and regulations established by the City of Bryant including the: Heart of Bryant Area Development Code and any other applicable ordinances as may be established. In the event of a conflict between these regulations and others, the most stringent regulations shall apply.

1.02 - Purpose

Signs are an important and necessary means of communication. When properly regulated, signs can serve as a great economic and aesthetic asset. This Article provides standards for the installation and maintenance of signs. All signs shall be installed and maintained in accordance with this Article, as applicable. The general purpose of these standards is to promote, preserve, and protect the health, safety, general welfare, convenience, and enjoyment of the public as well as to prevent the degradation of the aesthetic quality of Bryant, and to achieve the following:

A. Safety

To promote the safety of persons and property by providing that signs:

1. Do not create a hazard due to collapse, fire, collision, decay, abandonment, or other safety considerations;
2. Do not obstruct firefighting, police, and private security surveillance;
3. Do not create traffic hazards by confusing or distracting motorists;
4. Do not impair the motorist's ability to see pedestrians, obstacles, other vehicles, or to read traffic signs and signals;
5. Do not cause hazardous or unsafe driving conditions for motorists due to their lighting or visual motion; and,
6. Do not otherwise interfere with or detract from the safety of persons or property.

B. Communications Efficiency

To promote the efficient transfer of information in sign messages providing that:

1. Customers and other persons may identify and locate a business, establishment, or service;
2. No person or group is arbitrarily denied the use of the sight lines from the public right-of-way for communication purposes; and,
3. The messages in signs may otherwise be communicated efficiently.

C. Landscape Quality and Preservation

To protect the public welfare and to enhance the appearance and economy of the city, by providing signs that:

1. Do not unreasonably interfere with scenic views;
2. Do not create a nuisance to persons using the public rights-of-way;
3. Do not constitute a nuisance to occupancy of adjacent property by their brightness, light glare and reflection, size, height, movement, or visual movement;
4. Are not detrimental to land or property values;
5. Do not overwhelm people by the number of messages presented, and do not interfere with the exercise of freedom of choice to observe or ignore said messages, according to the observer's purpose;
6. Do not create or worsen visual clutter or visual blight;
7. Do not cover or blanket any prominent view of a structure or façade of historical or architectural significance;
8. Do not obstruct views of users of adjacent buildings to side yards, front yards, or to open space;
9. Are compatible with the fabric of existing neighborhoods and do not impose a foreign or inharmonious element to an existing skyline;
10. Contribute to the special character of particular areas or districts within the city, helping the observer to understand the city and be oriented within it;
11. Protect and preserve a quality landscape in the city; and
12. Otherwise enhance the appearance and economy of the city.

1.03 - Authority

This Ordinance is adopted under the authority conferred on the City of Bryant by the General Assembly of the State of Arkansas by the A.C.A. § 14-56-401 through § 14-56-426.

II. Section Two: General Provisions

2.01 - General

It shall be illegal for a person or entity to install, place, modify, move, or maintain a sign within the City of Bryant except in accordance with the regulations of this Ordinance. These regulations establish the minimum standards for the installation, construction, and maintenance of signage. The number and area of signs as outlined in these regulations are intended to be maximum standards. These regulations shall not apply to any signage which is not directly viewable from a public street, alley, trail, or publicly accessible fire-apparatus road. Signs shall only be permitted upon lots/parcels or buildings which are not vacant and occupied by a conforming or nonconforming primary use.

2.02 - Signs Prohibited - The following types of signs are prohibited in all districts:

- A. Abandoned signs.
- B. Signs imitating or resembling official traffic or government signs or signals.
- C. Signs imitating warning signals.

- D. Signs within Right-of-Way. No sign whatsoever, whether temporary or permanent, except erected by an official governmental agency is permitted within any street or highway right-of-way or City of Bryant public easement.
- E. No signs may be painted on or attached to trees, rocks, or other natural formations, fence posts, utility poles, public benches, streetlights, or building roofs.
- F. Portable signs. A portable sign is any sign designed to be moved easily and not permanently affixed to the ground or to a structure or building.
- G. Off-premise/off-site signs, except as permitted by Bryant Billboard Ordinance No. 2006-42.
- H. Signs that are mounted, attached, or painted on trailers, boats or vehicles when parked to be used as additional signage on or near a business premises; and similar signs.
 - 1. No vehicle or trailer with advertising message mounted or painted thereon may be parked continuously for more than fifteen (15) consecutive calendar days in any zoning district, so that it becomes an advertising sign.
 - 2. Exception - Such vehicles or trailers parked on active construction sites or within a commercial zoning district with an approved temporary business permit for the vehicle or trailer are exempt from this regulation.

2.03 – Permit Requirement and Application

Except where explicitly exempted from permitting requirements by this Ordinance, no sign may be erected, transferred, rebuilt, changed, or structurally altered unless a permit has been issued by the Administrative Official or his/her designee. Addition or modification of illumination of any existing sign which changes the form or intensity of the sign's lighting shall require a sign permit.

Maintenance of existing signs, including change of copy, painting of support structures, and same for the same exchange of lighting elements shall not require a sign permit. Sign design changes or structural alteration of a sign or sign support structure shall not be considered maintenance.

A. Applications

Application for a sign permit shall be made by means provided by the City of Bryant and shall contain at least the following:

- 1. Applicant Information. Name and address of the applicant and/or contractor.
- 2. Location Information. Street address and/or location of the property where the signage will be located.
- 3. Property Owner/Authorized Agent. Name and address of the property owner of the sign location along with proof the applicant is an authorized agent of the property owner, if the applicant is not the property owner.
- 4. Scaled Site Plan. A scaled site plan showing the location(s) of the signage on the property or building and showing street right-of-way, property lines, and easements as well as relationship to major site features such as buildings, parking, etc. For wall signs, provide dimension of walls and all wall signs (including windows) on the affected building elevation(s).
- 5. Scaled Sign Drawing. A scaled drawing(s) of the signage showing the design and including dimensions of the sign height, area, design, content, and dimensions of the sign as well as the design and dimensions of any measures used to support the sign or used to affix the sign to a wall, window or the ground.

6. Materials List and Illumination Design. Indication of materials used for the signage along with details/design on how the sign will be illuminated.
7. Sign Calculations. Computation of the total sign area, the area of each individual sign, the height of each sign, and the total number and size of existing and proposed signs on the site or structure.
8. Structural Plans. Structural design plans developed by a licensed professional engineer shall be required for any sign with a support structure exceeding twenty (20) feet tall.
9. Other Information. Other information as required by the Administrative Official or his/her designee that is reasonably necessary to demonstrate compliance with these regulations.

B. Application Approval and Issuance

The Administrative Official or his/her designee shall be charged with review of all sign permit applications based upon provisions of this Ordinance and other applicable regulations. Review shall be completed within thirty (30) days from receipt of the completed application, including all fees. A decision must be rendered to approve, deny, or provide notice of deficiencies in the application by the end of this thirty (30) day review period. A notice of deficiencies in the application will be provided in writing to the applicant. Any application which is amended or corrected within sixty (60) days of receipt of a notice of deficiencies in the application shall not be charged an additional sign review fee. An application shall only be approved when full compliance of the application with these regulations is demonstrated. False statements or misrepresentations of facts in the application may constitute grounds for denial of an application. For any application which is denied, a written explanation of denial will be provided to the applicant upon request.

C. Fee

Fees shall be submitted and paid prior to review of the application. All fees are non-refundable. The fee shall be set in accordance with a schedule of fees adopted by the City Council. If no schedule of fees is adopted, following adoption of these regulations, the fee shall be fifty dollars (\$50) per sign. Unpermitted work completed prior to approval of a sign permit shall be assessed a one-hundred fifty-dollar (\$150) fee payable prior to issuance of a sign permit for any subsequent work. All fees shall be in addition to any applicable state trade fees.

D. Inspection and Expiration

The person or contractor completing the work covered under the permit shall notify the Administrative Official or his/her designee after completion of work. A final inspection, in addition to any footing or electrical inspections, shall be required to confirm compliance with the terms of the sign permit. All work covered under a sign permit shall be completed within twelve (12) months of the date of issuance of the permit, or the permit shall become void and null. The Administrative Official may revoke any permit or order any sign removed upon notice and for cause as set out in this Ordinance.

2.04 - Signs Not Requiring Permits - The following types of signs are exempt from the permit requirements but must be in conformance with all other requirements of the ordinance:

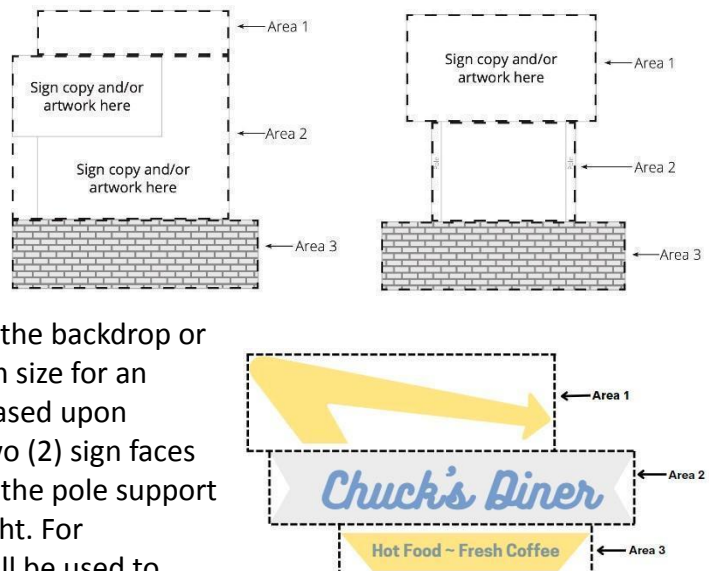
- A. Temporary Signs.
- B. Signs less than two (2) square feet in size that are non-illuminated and attached to a building or structure or supported by a post and arm structure, limited to one (1) per building.
- C. Governmental signs and official public signs, including but not limited to, wayfinding signs, public notice signs, required postings by state/federal/local law, safety signs, danger signs, or traffic signs.
- D. Window signs.
- E. Incidental signs less than Six (6) square feet in size.
- F. Markers located at historic sites which are recognized by local, state, or federal authorities.
- G. A-Frame signs. Cannot block sidewalks.
- H. Signs created by landscaping and comprised only of vegetation.
- I. Handheld signs displaying protected noncommercial messages.

III. Section Three: Policies, Rules of Interpretation, and Standards

3.01 – Message Neutrality - This Ordinance is not intended to regulate signs in a manner that favors commercial speech over noncommercial speech. A noncommercial message may, in whole or in part, substitute a commercial message on any sign, provided all requirements of this Ordinance and other applicable regulations are met. This Ordinance is not intended in any way to regulate the message or content of any form of temporary signage.

3.02 – On-Premise/Off-Premise Distinction - The distinction between on-premise and off-premise signage applies only to permanent signage with a commercial message. It does not apply to noncommercial messages or temporary signs.

3.03 – Sign Area Measurement - When calculating the surface area of any sign, a maximum of three (3) distinct and abutting "Areas" made up of squares or rectangles may be used to encompass the extreme limits of the writing, representation, emblem, or other display, together with any material or color forming an integral part of the background of the display or used to differentiate the sign from the backdrop or structure against which it is placed. The minimum size for an "Area" is one square foot. Calculations shall be based upon measuring the largest sign face. No more than two (2) sign faces shall be permitted. Calculations shall not include the pole support structure for signs exceeding ten (10) feet in height. For freestanding signs, only one side or sign face shall be used to determine the area.



3.04 – Height - When determining height, the average established ground level beneath the sign shall be used for measurement. Where the elevation of a street curb or sidewalk is higher than the average established ground level, height shall be measured from the elevation of the street curb or sidewalk. Any berm or fill greater than one (1) foot tall placed at the base of the sign shall not be considered the average established ground level.

3.05 - Setback Requirements

- A. No Sign shall be erected or maintained except in conformity with the following setback requirements:
 - 1. Front: Signs shall be set back a minimum of ten (10) feet from back of curb, edge of roadway surface, or street right-of-way, whichever is greater.
 - 2. Side: All signs shall be set back a minimum of ten (10) feet from the nearest side property line
- B. Exceptions: The above setback requirements shall not apply to those signs mounted on building walls lawfully sited within the setback space, when such signs otherwise conform to the provisions of this ordinance.
- C. No sign shall block sidewalk, multi-use trail, or pedestrian pathway.

3.06 - Lighting

- A. Unless otherwise prohibited by this Ordinance, all signs may be illuminated. No illuminated sign shall be permitted within which faces the front, side, or rear lot lines of any residential lot regardless of zoning district and is located within fifty (50) feet thereof.
- B. Every part of the light source of any illuminated sign shall be concealed from view from vehicular traffic in the public right-of-way or adjacent property. The light shall not travel from the light source directly to vehicular traffic in the public right-of-way or adjacent property, but instead shall be visible only from a reflecting or diffusing surface.
- C. This provision shall not apply to neon tube lighting or electronic message centers operating in accordance with this Ordinance.
- D. Backlit Illuminated Awnings- Unless expressly provided otherwise in this Ordinance, awning signs may be illuminated, including without limitation by backlighting.

3.07 - Changeable Copy - Unless otherwise specified by this Ordinance, any sign herein allowed may use manual changeable copy or electronic message centers as follows:

- A. Electronic message centers in C-2 and C-3 Commercial Zoning Districts may display animation so long as flashing is not utilized.
- B. Electronic message centers are not allowed in any residential zoning district.
- C. All electronic message centers must be equipped with automatic dimming technology which automatically adjusts the sign's brightness in direct correlation with natural ambient light conditions.
- D. The light emitted by an electronic changeable copy sign shall not exceed a brightness level of 0.3-foot candles above ambient levels as measured by a foot-candle meter at the distance and using the method described below.
 - 1. The reading shall be taken with the meter aimed directly at the digital sign at a distance of 150 ft or neighboring property line, whichever is less.
 - 2. Measurements of ambient light and sign output may be taken at any time. Nighttime measurements shall be taken no less than 30-minutes past sunset and no more than 30-minutes prior to sunrise.

3. Ambient light shall be determined using a foot-candle meter at the appropriate distance as indicated in this Section while the electronic changeable copy sign is off or displaying all black copy. Increased ambient light caused by the electronic changeable copy sign shall be determined by using the same meter at the same location after causing the electronic changeable copy sign to show full white copy. If the difference in the two (2) readings is greater than 0.3-foot candles, then the light emitted by the electronic changeable copy sign exceeds the level authorized by this Section.

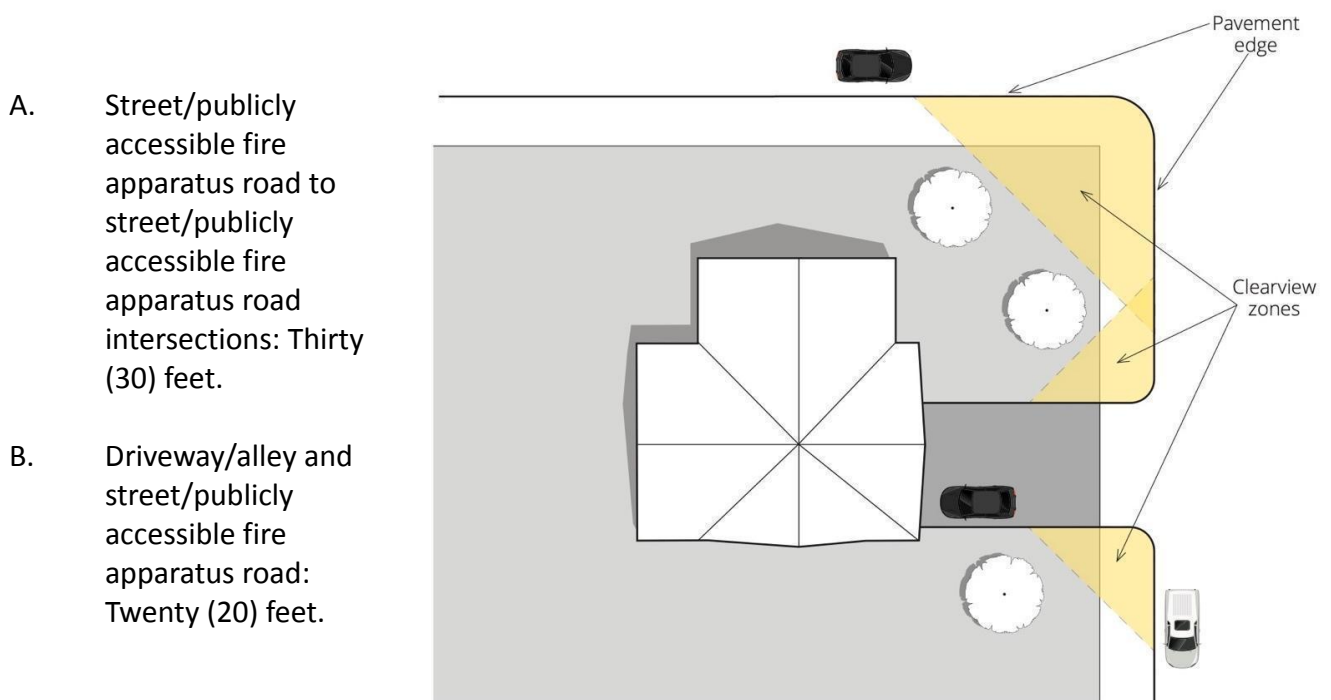
3.08 - Sign Projections from Buildings - Signs attached to and wholly supported by a building shall not project more than eight (8) feet from any building and the bottom of such sign shall not be less than ten (10) feet above the sidewalk or fourteen (14) feet above a vehicular right of way and shall not project into the public right-of-way.

3.09 - Sign Similarity to Official Signs - No sign may be placed or designed so as to simulate or interfere with traffic control devices or official highway signs.

3.10 - Obstruction of Vision - No sign or sign landscaping may be installed in a manner to obstruct vision of pedestrian and vehicular traffic at street intersections, driveways, alleys, or publicly accessible fire apparatus roads.

No sign or sign landscaping in excess of two (2) feet in height may be installed in a clear view zone. Clear view zones areas are measured from the point of intersection of lines that extend along the edge of pavement at intersections between streets or publicly accessible fire apparatus roads and another street, another publicly accessible fire apparatus road, driveway, or alley. See clear view zone figure.

The measurements for clear view zones shall be as follows:



3.11 - Interference with Utilities - No part of any sign shall be located within or over the designated safety zone of any City of Bryant water, sewer, and drainage easement.

3.12 – Maintenance Standards - Every sign, including those specifically exempt from this ordinance in respect to permits and permit fees, and all parts, portions, and materials shall meet these maintenance standards.

- A. All sign(s)/sign support structures and premises surrounding the same shall be maintained in a clean, sanitary condition free and clear of all rubbish and weeds.
- B. All sign(s)/sign support structures shall be kept in compliance with all building and electrical codes, in conformance with the requirements of this Ordinance.
- C. All sign(s)/sign support structures shall be kept free of deterioration, breakage, termite damage, rot, corrosion, rust, or loosening. All paint and materials shall be kept free of cracking, peeling, or fading.

3.13 – Abandonment - Abandoned signs shall be required to be removed. For signs which are legally permitted and conforming, removal shall consist of removal of any sign message. Signs which are legally nonconforming or otherwise nonconforming, removal shall consist of total removal of the sign including all sign support structures.

Excluding billboards, a sign shall be considered abandoned when the building or lot/parcel upon which the sign is located is no longer occupied and vacant or actively being marketed for sale or lease for a period of more than ninety (90) consecutive days.

IV. Section Four: Specific Requirements by Sign Type and Zoning District

4.01 – Signs Allowed in Planned Unit Developments or Other Special Districts - Sign requirements for districts not covered by these regulations including Planned Unit Developments (PUDs) and other forms of special zoning shall be established by the document or regulations created for the development or district. If not established for the development or in the regulations pertaining to the special district, an applicant may petition for the development or district to be treated similarly to one or more of the districts contained in this Ordinance. The Administrative Official shall make a written determination pertaining to the request based on the similarity of the development or district(s) to one or more of the districts in this Ordinance. If the Administrative Official denies the petition, the applicant may request an appeal of a decision of the Administrative Official.

4.02 – Aesthetic Corridors and Interstate Sign Zone

A. Aesthetic Corridors

Freestanding or pole signs that are constructed, removed, destroyed or replaced shall be replaced only with a monument or ground-mounted sign when the building or parcel/lot is located with lot frontage and/or obtains access via driveway or publicly accessible fire apparatus road along the roadways listed below. Such signs shall meet all other regulations.

1. Springhill Road
2. Hilldale Road
3. Bryant Parkway
4. Woodland Park

5. Springhill Overpass to Woodland Park
6. Prickett Road from Woodland Park to Reynolds Road
7. Prickett Road
8. Boone Road
9. Reynolds Road from Mills Park Road, South to City Limits line.
10. Mt. Carmel Road
11. Brandon Road

B. Interstate Sign Zone

1. Freestanding or pole signs must be located in C-3 zoning and be 100 feet from the residentially zoned property.
2. Freestanding or pole signs within five hundred (500) feet of the centerline of the median of Interstate 30 shall not exceed seventy-five (75) feet in height and two hundred (200) square feet in size.
3. Freestanding or pole signs within seven hundred fifty (750) feet of the centerline of the median of Interstate 30 shall not exceed fifty (50) feet in height and one hundred fifty (150) square feet in size

4.03 - Temporary Sign Table

Sign Type/Form	Limitations (Where Permitted)	Residential Zoning Districts - R-1, R-1.S, R-2, R-E, R-M	Residential Zoning District - Non-Residential Use	Commercial O-1	Commercial C-1	Commercial C-2	Commercial C-3
Construction Signs	When a building or parcel/lot is under construction or renovation	P Max. 2 per Building or Parcel/Lot, Max. area: 48 sq. ft. each	P Max. 4 per Building or Parcel/Lot, Max. area: 64 sq. ft. each	P Max. 4 per Building or Parcel/Lot, Max. area: 64 sq. ft. each	P Max. 4 per Building or Parcel/Lot, Max. area: 64 sq. ft. each	P Max. 4 per Building or Parcel/Lot, Max. area: 64 sq. ft. each	P Max. 4 per Building or Parcel/Lot, Max. area: 64 sq. ft. each
Real-Estate Signs	Number Allowed: 1 per frontage and/or 1 per tenant lease space	P 1 additional sign allowed for no more than 36 hours when the property is open to the public. 6 sq. ft. Max. area, Max Height: 6ft	P	P	P	P	P
Temporary Signs During Election	Display Time Duration: 70 calendar days prior or 7 days following any federal, state, or local election authorized by the Saline County Election Commission and held in the City of Bryant.	P	P	P	P	P	P
Garage, Yard, or Estate Sale Signs	Number Allowed: 1 per frontage. Installation: Ground mounted on a stake or wire frame. Max. Size and Height: 6 sq. ft. and 4 ft. tall. Time Duration: No more than 48 hours.	P	P	P	P	P	P
A-frame Signs	Number Allowed: 1 per building. Max. Size and Height: 6 sq. ft. and 3ft. tall. Must maintain a 5 ft. clearance for pedestrians.	X	P	P	P	P	P
General Temporary Signs	Number Allowed: 1 per building or parcel/lot. Max. Size and Height: 32 sq. ft. and 6 ft. tall. Signs such as banners, pennants, and posters are considered temporary signs. Time Duration: 7 Days.	X	P	P	P	P	P

4.04 - Residential Zoning Sign Table

Sign Type	Form	Limitations (Where Permitted)	R- 1, R-1.S, R-2, R-E, R-M Zoning	Non-Residential Use in Residential Zoning District
<i>Address Sign</i>			P	P
<i>Free Standing Signs</i>	Monument/ Ground-mounted Signs	Max. 1 freestanding sign per Frontage.	P Max. 1 sign per frontage external to the subdivisions or neighborhood; Max. size 48 sq. ft., Max. height 6 ft.; Setback: May be placed at the property line, provided it does not extend into the clear view zone or easement.	P Max. 1 sign; Max. Size; 48 sq. ft.; max height 6 ft.; Setback: May be placed at the property line, provided it does not extend into the clear view zone or easement.
	Pole Signs		X	X
	Changeable Copy (Electronic Message Centers)		X	X
	Shopping Center Directory Signs		X	X
<i>Wall- Attached Signs</i>	Facade Signs	*	X	P
	Awning Signs	*	X	P
	Canopy Signs	*	X	P
	Window Signs	*	X	P
	Projecting Signs (Blade Signs)	* 1 per occupancy; May not project more than 8 ft. from the side of the building; Clearance: 10 ft. above sidewalk grade and 14 ft. vehicular way grade.	X	P
<i>Incidental Sign</i>		Number Allowed: No limit, provided area requirements are met. Max. size: 6 sq. ft. per sign, 24 sq. ft. per occupancy.	P	P

★ Number allowed: No Limit unless otherwise noted, provided area requirements are met. (Area includes wall signs, awning signs, under canopy signs, canopy signs, projecting signs, and window signs). Other: Allowed on each building elevation for primary/principal buildings; Max Area: 1 sq. per 1 linear ft of building frontage on elevation where the sign is installed. Maximum total area per occupancy 32 sq. ft.

4.05 - Commercial Zoning Sign Table

Sign Type	Form	Limitations (Where Permitted)	O-1 Zoning(150 Sq. Ft. Max)	C-1 Zoning(200 Sq. Ft. Max)	C-2 Zoning(300 Sq. Ft. Max)	C-3 Zoning(350 Sq. Ft. Max)
<i>Address Sign</i>			P	P	P	P
<i>Free Standing Signs</i>	Monument/ Ground-mounted Signs	Max.1 freestanding sign per roadway frontage	P Max. size: 64 Sq. Ft. Max. height: 8 Ft.	P Max. size: 64 Sq. Ft. Max. height: 8 Ft.	P Max. size: 80 Sq. Ft. Max. height: 10 Ft.	P Max. size: 96 Sq. Ft. Max. height: 12 Ft.
	Pole Signs		X	X	P Max. 100 sq. ft. each and 25 ft. tall.	P Max. 120 sq. ft. each and 30 ft. tall.
	Changeable Copy (Electronic Message Centers)	See Section 3.07	X	X	P Max. 40% of the sign area or 48 sq. ft., whichever is less.	P Max. 40% of the sign area or 64 sq. ft., whichever is less.
	Shopping Center Directory Signs		X	P Max. 1 per Coordinated Shopping Center or Cul-de-sac Max Height 35 ft.	P Max. 1 per Coordinated Shopping Center or Cul-de-sac Max Height 35 ft.	P Max. 1 per Coordinated Shopping Center or Cul-de-sac Max Height 35 ft.
<i>Wall-Attached Signs</i>	Facade Signs	*	P Max Area: 1 sq. per 1 linear ft of frontage.	P Max Area: 1 sq. per 1 linear ft of frontage.	P Max Area: 2 sq. per 1 linear ft of frontage.	P Max Area: 2 sq. per 1 linear ft of frontage.
	Awning Signs	*	P Max Area: 1 sq. per 1 linear ft of frontage.	P Max Area: 1 sq. per 1 linear ft of frontage.	P Max Area: 2 sq. per 1 linear ft of frontage.	P Max Area: 2 sq. per 1 linear ft of frontage.
	Canopy Signs	*	P Max Area: 1 sq. per 1 linear ft of frontage	P Max Area: 1 sq. per 1 linear ft of frontage.	P Max Area: 2 sq. per 1 linear ft of frontage.	P Max Area: 2 sq. per 1 linear ft of frontage.
	Window Signs	*	P Max Area: 1 sq. per 1 linear ft of frontage	P Max Area: 1 sq. per 1 linear ft of frontage.	P Max Area: 2 sq. per 1 linear ft of frontage.	P Max Area: 2 sq. per 1 linear ft of frontage.
	Projecting Signs (Blade Signs)	* 1 per occupancy; Max. projection 8ft from building; Clearance:10 ft. above sidewalk grade, 14 ft. vehicular way grade.	P Max Area: 1 sq. per 1 linear ft of frontage.	P Max Area: 1 sq. per 1 linear ft of frontage.	P Max Area: 2 sq. per 1 linear ft of frontage.	P Max Area: 2 sq. per 1 linear ft of frontage.
<i>Incidental Sign</i>		No max. limit, provided area req. are met. Max. size: 6 SF per sign, 24 SF per occupancy.	P	P	P	P

★ Number allowed: No Limit unless otherwise noted, provided area requirements are met. (Area includes wall signs, awning signs, under canopy signs, canopy signs, projecting signs, and window signs). Other: Allowed on each building elevation for primary/principal buildings; Area: Max Area based on linear ft. of building frontage on elevation where the sign is installed.

- A. The Specific surface area of commercial signs displaying gasoline prices only shall be exempt from calculations of the total aggregate surface area.
- B. Internal businesses and brands contained within a host business are allowed exterior signage. The sign area utilized by the internal business/brand shall be deducted from the sign area allowed for the host business sign area.
- C. In the case of a corner lot fronting on two public streets, a business will be allowed to add an additional 100 square feet to the total maximum aggregate surface area of the permitted signs. To be used only for signs on one of the street frontages.
- D. No single sign may utilize more than 50% of the total maximum aggregate surface footage allowed. With the exception of the interstate sign zone.

4.06 - Signs in the Airport Industrial District

Signs in the Airport Industrial District are governed by the regulations established specifically for that district.

V. Section Five: Non-Conforming Signs

5.01 - Determination of Legal Nonconformity

- A. A nonconforming sign is any permanent sign that was legally established and maintained in compliance with the provisions of all applicable laws in effect at the time of original installation but that does not comply with the provisions of this sign ordinance as of the date this ordinance is adopted.
- B. A nonconforming sign, as defined above, shall be allowed continued use, except that the sign shall not be expanded, moved, or relocated, except in the case of street relocation. A nonconforming sign shall be allowed continued use even if ownership of the property changes.

5.02 - Loss of Legal Nonconforming Status - A legal nonconforming sign shall lose this designation in the following instances:

- A. When the sign is intentionally damaged or destroyed or fails to observe the following restrictions in cases of unintentional damage or destruction:
 - 1. If the sign face is unintentionally damaged or destroyed, the face may be replaced. The sign face supporting structure may be temporarily placed on the ground in order to replace the sign face or service the structure.
 - 2. If the structural components of the sign including the face structure is damaged or destroyed, the structure and face may be replaced with a new face and structure not to exceed the size, height or location of the established nonconforming sign.
- B. When the size of the sign is altered in any way, except toward compliance with this ordinance, it will lose its legal nonconforming status. This does not refer to change of copy, face of the sign, or normal maintenance. Normal maintenance does not include the replacement of structural elements.
- C. When the sign(s) advertising a building/development contains the majority of the businesses/tenants and the building/development undergoes major redevelopment such as demolition or expansion requiring a building permit.

Exceptions:

 - 1. A remodel of an existing building will not cause the loss of legal non- conformity.

2. The construction of an additional building on the same property shall not cause the loss of legal non-conformity.
- D. When the sign is expanded, moved, or relocated, except in the case of street relocation.

VI. Section Six: Administration and Enforcement

6.01 – Administrative Official

- A. All sign permits shall be issued by the Administrative Official or his/ her designee. The Director of Community Development is the Administrative Official for the purposes of this Ordinance.
- B. The Administrative Official or his/ her designee is empowered, upon presentation of proper credentials, to enter or inspect any building, structure, or premises in the City for the purpose of inspection of a sign and its structural and electrical connections to ensure compliance with all applicable codes and ordinances. Such inspections shall be carried out during business hours unless an emergency exists.

6.02 - Variances

- A. A variance for height, location, type, etc. may be requested. No area variance may be requested.
- B. Requests for sign variances shall be in writing and shall be submitted along with the sign application. Such a request shall demonstrate that special conditions or circumstances exist that are not applicable to other lands, structures, or buildings such that a literal interpretation of the ordinance would result in an undue hardship.
- C. The Board of Zoning Adjustment shall review the request to determine if the variance should be granted and may grant or deny the request.
- D. If the Board of Zoning Adjustment denies the variance or takes no action on the request within 30 days following the variance request appearing on its agenda, the variance shall be deemed denied. The applicant may then appeal the decision to the City Council. The appeal must be submitted to the Planning Department no less than thirty(30) working days from the date of the Planning Commission's decision or the deemed denied date whichever may apply. In order to be placed on the City Council agenda, the appeal must be submitted no less than eleven (11) days prior to the City Council meeting. If the decision is appealed but it is within the 11 days prior to the next City Council meeting, it shall be placed on the following month's regularly scheduled City Council meeting agenda.
- E. A variance may be granted only when the requirements noted above have been met. The Board of Zoning Adjustment or City Council shall grant only the minimum variance required to make possible the variance request, provided that such variance will be in harmony with the general purpose and intent of the ordinance and will not be injurious to the neighborhood or otherwise detrimental to the public welfare.
- F. Fees shall be submitted and paid prior to review of the application. All fees are non-refundable. The fee shall be set in accordance with a schedule of fees adopted by the City Council. If no schedule of fees is adopted, following adoption of these regulations, the fee shall be two hundred fifty dollars (\$250).

6.03 – Alternative Signage Plan

- A. An alternative signage plan may be used where impractical situations would result from this Ordinance. Alternative locations, size or quantity may be justified due to topography, utility easements, lot configuration or subdivision (particularly with respect to a shopping center), or location and size of pre-existing development. Also, the proposed use or collection of uses may not be captured by the spirit and intent of this Ordinance, justifying an Alternative Signage Plan. Such plans shall require the approval of the Planning Commission.
- B. Application shall be made in the same manner as prescribed in §203. The application must additionally include a written letter of justification for the request detailing how the application meets the approval criteria. No application may be accepted without inclusion of a letter of justification.
- C. The fee for such applications shall be determined by a fee schedule adopted by the City Council. If no fee schedule is adopted following passage of these regulations, the fee shall be two hundred fifty dollars (\$250).
- D. At least one of the following conditions shall be met in order for an Alternative Signage Plan to be considered for approval:
 - 1. The applicant must show that installation of signage per this Ordinance while meeting other site-specific constraints as listed above would put the site in direct violation of other City Ordinances or State or Federal regulations, under any practical site layout configuration.
 - 2. The use(s) and/or architectural elements proposed for the site (as already approved by the Planning Department) are such that a standard sign plan under this Article would be considered not in keeping with the code and fail to meet the general purpose of the code outlined in this Ordinance.
 - 3. The sign is at least fifty (50) years old and can be determined to have important historic significance by the Administrative Official as being a historically important place, historically important business or entity, or embodying a design or features of historical importance based upon generally accepted historic preservation professional practice standards.
 - 4. Approval of the Alternative Signage Plan would result in a preferable outcome to the residents of Bryant in contrast to only advancing the property or economic interests of the applicant.

6.04 - Violations

- A. In cases of emergency, the Administrative Official or his/her designee may cause the immediate removal of a dangerous or defective sign without notice. Signs removed in this manner must present a hazard to the public safety as defined in the local building or traffic codes.
- B. In cases of illegal signs placed in the public right- of-way, or if banners or temporary signs become faded, worn or tattered; or have become detached from the structure designed to support the signage, the Administrative Official or his designee may cause immediate removal of the sign without notification of the owner of the sign.

6.05 - Removal of Signs by the Administrative Official

- A. Signs located within the public right-of-way or which fail to comply with the written orders of removal or repair are subject to removal, the Administrative Official or his designee may order removal of the sign in question. After removal, a notice shall be mailed to the sign owner stating the nature of the work and the date on which it was performed and demanding payment of the costs as certified by the Administrative Official or his designee. Alleged violators shall have sixty (60) days from the date of said notice in which to appeal to the Planning Commission. If the amount specified in the notice is not paid within sixty (60) days of the notice and no appeal to the Planning Commission has been formally lodged, it shall become an assessment upon a lien against the property of the sign owner, and will be certified as an assessment against the property together with a ten percent (10%) penalty for collection in the same manner as the real estate taxes
- B. The owner of the property upon which the sign is located shall be presumed to be the owner of all signs thereon unless documented facts to the contrary are brought to the attention of the Administrative Official or his designee, as in the case of a leased sign. For purposes of removal, the definition of sign shall include all embellishments and structures designed specifically to support the sign.
- C. Removed signs shall be stored at a location designated by the sign Administrative Official or his designee pending return to the owner(s). Signs will be stored in such a manner as to minimize damage to them. The sign Administrative Official or his designee will notify the owner of all removal costs and the procedures for retrieving the removed sign(s).
- D. Temporary signs located within the street right- of-way will be removed without notice and stored for 30 days pending return to owners.

6.06 - Penalties

- A. A violation of this Article shall be deemed a violation and shall be punishable by fine. Fines for a violation shall not be less than fifty dollars (\$50) and no more than two hundred dollars (\$200) per day the violation continues.
- B. If a second offense occurs within twelve (12) months of the prior offense, the fine shall be no less than one hundred dollars (\$100) per day the violation continues.
- C. If a third offense and any subsequent offenses occur within twelve (12) months of the second offense, the fine shall be no less two hundred dollars (\$200) per day the violation continues.

VII. Section Seven: Conflict, Severability and Effective Date

- 7.01 - Conflict** - If any portion of this code is found to be in conflict with any other provisions of any zoning, building, fire, safety, or health ordinance of the City code, the provision which establishes the stricter standard shall prevail.
- 7.02 - Severability** - If any section, subsection, sentence, clause, or phrase of this code or its application to any person or circumstance is held invalid by the decision of any court of competent jurisdiction, the remainder of this code, or the application of the provision to other persons or circumstances is in effect and shall remain in full force and effect.
- 7.03 - Effective Date** - This Code shall take effect and be in force upon the passage of this Ordinance.

VIII. Section Eight: Definitions

Certain terms are defined for the purposes of this Ordinance as follows:

A-Frame Sign (a.k.a Sandwich Board Sign or Sidewalk Sign) - A freestanding sign that is ordinarily in the shape of an "A" or some variation thereof, which is readily moveable and is not permanently attached to the ground or any structure.

Administrative Official - The person or person(s) designated, in writing, to administer and enforce this Ordinance by the Mayor of the City of Bryant. Where no such designation exists in writing, the Planning and Development Director and their assigns shall be responsible for administration of this Ordinance.

Applicant - Any person, firm, group, organization, or corporation applying for permits or other approvals required by this Ordinance.

Awning - A shelter projecting from and supported by the exterior wall of a building constructed of non-rigid materials on a supporting framework.

Awning Sign - A sign painted on, printed on, or attached flat against the surface of an awning in a permanent manner. Banners attached to awnings are not defined as awning signs.

Banner - A type of temporary sign on cloth, canvas, fabric, vinyl, or other flexible material which projects from or hangs from a building, pole or wire. Banners include flags, cable-hung banners and vertical banners. Depending upon its method of attachment, a banner is a flat-mounted wall sign, projecting sign, or free-standing sign.

Billboard - A permanent sign in a fixed location which meets any one or more of the following criteria:

1. It is used for the display of off-premise commercial messages;
2. The message display area, or any part thereof, is made available to message sponsors other than the owner(s) or operator(s) of the sign, typically for a fee or other consideration, i.e., it is general advertising for hire;
3. The sign is a principal use of the land, rather than appurtenant or accessory to some other principal use of the land;
4. The sign is subject to rules and regulations concerning outdoor advertising which are promulgated as a result of Minute Order 72-6 of the Arkansas State Highway Commission, a subsequent amendment of those rules and regulations, or other state regulation governing outdoor advertising;
5. The sign has a sign area greater than four hundred (400) square feet in size.

Blade Sign - see "Projecting Sign"

Building - As defined by the Zoning Code.

Canopy (Building) - A rigid multi sided structure covered with fabric, metal or other material and supported by a building at one or more points or extremities and by columns or posts embedded in the ground at other points or extremities. May be illuminated by means of internal or external sources. (compare "Marquee").

Canopy (Freestanding) - A rigid multi sided structure covered with fabric, metal or other material and supported by columns or posts embedded in the ground. May be illuminated by means of internal or external sources.

Canopy Sign - A sign affixed or applied to the exterior facing surface or surfaces of a building canopy or freestanding canopy. Banners attached to canopies are not defined as canopy signs.

Changeable Copy Sign - A sign on which the sign content can be changed or altered by manual, electric, electromechanical, or electronic means. Changeable copy signs include the following types:

1. Manual Changeable Copy Sign: Signs whose alphabetic, pictographic, or symbolic sign content can be changed or altered by manual means.
2. Electrical Changeable Copy Sign: Signs whose alphabetic, pictographic, or symbolic sign content can be changed or altered on a fixed display surface composed of electrically illuminated or mechanically driven changeable segments, including electronic message boards.

City - Unless the context clearly discloses a contrary intent, the word "City" shall mean the City of Bryant.

Clearance (of a sign) - The smallest vertical distance between the grade of the adjacent sidewalk, pathway, street, highway, street curb, or vehicular/pedestrian passageway and the lowest point of any sign, including framework and embellishments, extending over that grade.

Clear View Zone - An area where placement of signs presents a hazard by obstructing the vision of pedestrian and vehicular traffic at street intersections, publicly accessible fire apparatus roads, driveways, or alleys. Such zones are determined from measuring the point of intersection of lines that extend along the edge of pavement between the aforementioned types of intersections.

Commercial Message or Speech - Any sign wording, logo, design, pictorial image, or other representation that, directly or indirectly, names, advertises, or calls attention to a business, commercial product, accommodation, service, or other commercial activity.

Copy - The graphic content of a sign surface in either permanent or removable letter, pictographic, symbolic, or alphabetic form.

Electronic Message Center - A sign that uses changing light (including LEDs) to form a message, pictures, symbols, or logos in a display controlled by electronic means.

Elevation - The entire side or front of a building including the parapet. Utilized in determining the permissible sign area.

Façade - The entire building front including the parapet.

Fire Apparatus Road - A road, whether public or private, from a building or development obtains access to a public right-of-way and which is at least twenty (20) feet in width.

Freestanding Sign - A sign supported permanently upon the ground by poles, braces, base, or similar support structure and not attached to any building. This sign type is inclusive of other sign types meeting this definition.

Frontage - The length of the property line of any one premise along a public right-of-way or publicly accessible fire apparatus road on which it borders.

Frontage, Building - The length of an outside building wall facing a frontage.

Government Sign - Any temporary or permanent sign erected and maintained by the city, county, state, or federal government for traffic direction or for designation of or direction to any school, hospital, historical site, or public service, property, or facility.

Ground-mounted Sign - A freestanding sign mounted directly to the ground supported by a structural base separate from the sign cabinet and with no poles visible between the sign and the ground.

Illegal Sign - A sign which does not meet the requirements of this code, was not legally permitted, or which does not have legal nonconforming status.

Illuminated Sign - A sign with an artificial light source incorporated internally or externally for the purpose of illuminating the sign.

Incidental Sign - A permanent sign, not exceeding four (4) square feet in size, giving information or direction for the convenience and necessity of the public such as "entrance", "exit", "no admittance", "telephone", "parking", etc.

Maintenance - Cleaning, painting, or minor repair of defective parts of a sign in a manner that does not alter the design, or structure of the sign.

Mansard - A sloped roof or roof-like facade architecturally comparable to a building wall.

Monument Sign - A freestanding sign mounted directly to the ground supported by a structural base separate from the sign cabinet and with no poles visible between the sign and the ground.

Noncommercial Message or Speech - Constitutionally protected speech or messages that addresses topics of public concern or controversy such as, by way of example and not limitation: politics, religion, philosophy, science, art, or social commentary. This definition shall be construed in light of relevant court decisions.

Nonconforming Sign - A sign which was erected legally, but which does not comply with subsequently enacted sign restrictions and regulations. Or, a sign which does not conform to the sign code requirements, but for which a variance or similar approval has been issued.

Occupancy - The portion of a building or premises owned, leased, rented, or otherwise occupied for a given use.

Off-Premise (sign) - A message or sign advertising commercial products, accommodations, services, or activities not provided in or on the property or premises upon which the sign or message is located. This definition does not include noncommercial messages.

On-Premise (sign) - A message or sign that advertises the commercial business, establishment, accommodation, services, or activities provided on the premises on which the sign is located, or is expected to be provided in the near future. In the case of developments subject to an alternative signage plan or which are designated as a regional scale development, all establishments subject to the

plan or in the development are considered on-premise when located inside the development or area of the approved plan. This definition does not include noncommercial messages.

Owner - A person recorded as such on official records. For the purposes of this Ordinance, the owner of property on which a sign is located is presumed to be the owner of the sign unless facts to the contrary are officially recorded or otherwise brought to the attention of the Administrative Official, e.g., a sign leased from a sign company.

Parapet - The extension of a false front or wall above a roofline.

Person - Any individual, corporation, association, firm, partnership, or similarly defined interest.

Pole Cover - Cover enclosing or decorating poles or other structural supports of a sign.

Pole Sign - See freestanding sign.

Portable Sign - Any sign designed to be moved easily and not permanently affixed to the ground or to a structure or building. Permanently affixed shall mean anchored to the ground as stipulated in Section 2303 Construction of the 1991 Edition of the Standard Building Code.

Post and Arm Sign - A sign with a height of four (4) feet or less and two (2) square feet or less in area supported by an upright post with a horizontal arm, from which a sign is suspended. No part of the structural support may be greater than six (6) inches in any dimension.

Projecting Sign - A sign, other than a flat wall sign, which is attached to and projects from a building wall or other structure not specifically designed to support the sign. Typically projecting from the facade of a building and perpendicular to the pedestrian or vehicular right of way.

Premises - A parcel of land with its appurtenances and building which, because of its unity of use, may be regarded as the smallest conveyable unit of real estate.

Pylon Sign - See "pole sign".

Roof Sign - A sign which is attached to a roof or to a structure located on a roof, exclusive of a mansard.

Roofline - The top edge of a roof or building parapet, whichever is higher, excluding any mansards, cupolas, pylons, chimneys, or minor projections.

Rotating Sign - See "Animated Sign, Mechanically Energized"

Sign - Any object, device, display, or structure or part thereof situated outdoors or adjacent to the interior of a window or doorway, which is used to advertise, identify, display, direct, or attract attention to an object, person, institution, organization, business, product, service, event, or location by any means including words, letters, pictures, logos, figures, designs, symbols, fixtures, colors, illumination, or projected images.

Sign Face - The area of a sign on which the copy is placed. This does not include the mounting structure. Sign face does not include an electronic message board or panel.

Sign Relocation - The movement of the sign to a new or changed location and includes without limitation any movement of the sign to a new location on the same structure, on the same parcel or elsewhere. Any movement of a sign, no matter how slight, is a relocation.

Structure - Any mechanical component to which the actual advertising face is attached. Including the pole.

Temporary Sign - A sign not constructed or intended for long-term use or which is portable is considered a temporary sign. This definition includes any sign not permanently embedded in the ground, or not permanently affixed to a building or sign structure that is permanently embedded in the ground. This includes banners, etc.

Under Canopy Sign - A sign fastened under a canopy structure and mounted perpendicular to the face of the building from which the canopy projects.

Vertical Banner - A banner hung or projecting from a banner pole in the public right-of way designated for civic use.



SIGN CODE

CITY OF BRYANT

Table of Contents:

Section One: Purpose and Scope	Page 2
1.01 – Intent, Scope, and Applicability	
1.02 - Purpose	
1.03 - Authority	
Section Two: General Provisions	Page 3
2.01 - General	
2.02 – Signs Prohibited	
2.03 – Permit Requirement and Application	
2.04 – Signs Not Requiring Permits	
Section Three: Policies, Rules of Interpretation, and Standards	Page 6
3.01 – Message Neutrality	
3.02 – On-Premise/Off-Premise Distinction	
3.03 – Sign Area Measurement	
3.04 - Height	
3.05 – Setback Requirements	
3.06 – Lighting	
3.07 – Changeable Copy	
3.08 – Sign Projections from Buildings	
3.09 – Sign Similarity to Official Signs	
3.10 – Obstruction of Vision	
3.11 – Interference with Utilities	
3.12 – Maintenance Standards	
3.13 – Abandonment	
Section Four: Specific Requirements by Sign Type and Zoning District	Page 9
4.01 – Signs Allowed in PUDs or Other Special Districts	
4.02 – Aesthetic Corridors and Interstate Sign Zone	
4.03 – Temporary Sign Table	
4.04 – Sign Table	
4.05 – Signs in Airport Industrial District	
Section Five: Non-Conforming Signs	Page 14
5.01 – Determination of Legal Nonconformity	
5.02 – Loss of Legal Nonconforming Status	
Section Six: Administration and Enforcement	Page 15
6.01 – Administrative Official	
6.02 - Variances	
6.03 – Alternative Signage Plans	
6.04 - Violations	
6.05 – Removal of Signs by the Administrative Official	
6.06 - Penalties	
Section Seven: Conflict, Severability and Effective Date	Page 17
7.01 - Conflict	
7.02 - Severability	
7.03 - Effective Date	
Section Eight: Definitions	Page 18

Highlighted Sections Key

Green - From Current Code

Yellow -Existing in Current Code But Rewritten or Expanded On

Orange - New Material

I. Section One: Purpose and Scope

1.01 – Intent, Scope, and Applicability

The scope of this Ordinance shall be to regulate signs intended to be viewed from any vehicular or pedestrian public right-of-way or public/private fire apparatus road. These regulations are intended to regulate signs in a manner that balances the right of free speech through sign display against the competing public and governmental interests in community aesthetics, safety, prevention of sign clutter and visual pollution, and other negative effects associated with excessive and/or improper signage.

These regulations shall be supplemented by additional ordinances and regulations established by the City of Bryant including the: Heart of Bryant Area Development Code and any other applicable ordinances as may be established. In the event of a conflict between these regulations and others, the most stringent regulations shall apply.

1.02 - Purpose

Signs are an important and necessary means of communication. When properly regulated, signs can serve as a great economic and aesthetic asset. This Article provides standards for the installation and maintenance of signs. All signs shall be installed and maintained in accordance with this Article, as applicable. The general purpose of these standards is to promote, preserve, and protect the health, safety, general welfare, convenience, and enjoyment of the public as well as to prevent the degradation of the aesthetic quality of Bryant, and to achieve the following:

A. Safety

To promote the safety of persons and property by providing that signs:

1. Do not create a hazard due to collapse, fire, collision, decay, abandonment, or other safety considerations;
2. Do not obstruct firefighting, police, and private security surveillance;
3. Do not create traffic hazards by confusing or distracting motorists;
4. Do not impair the motorist's ability to see pedestrians, obstacles, other vehicles, or to read traffic signs and signals;
5. Do not cause hazardous or unsafe driving conditions for motorists due to their lighting or visual motion; and,
6. Do not otherwise interfere with or detract from the safety of persons or property.

B. Communications Efficiency

To promote the efficient transfer of information in sign messages providing that:

1. Customers and other persons may identify and locate a business, establishment, or service;
2. No person or group is arbitrarily denied the use of the sight lines from the public right-of-way for communication purposes; and,
3. The messages in signs may otherwise be communicated efficiently.

C. Landscape Quality and Preservation

To protect the public welfare and to enhance the appearance and economy of the city, by providing signs that:

1. Do not unreasonably interfere with scenic views;
2. Do not create a nuisance to persons using the public rights-of-way;
3. Do not constitute a nuisance to occupancy of adjacent property by their brightness, light glare and reflection, size, height, movement, or visual movement;
4. Are not detrimental to land or property values;
5. Do not overwhelm people by the number of messages presented, and do not interfere with the exercise of freedom of choice to observe or ignore said messages, according to the observer's purpose;
6. Do not create or worsen visual clutter or visual blight;
7. Do not cover or blanket any prominent view of a structure or façade of historical or architectural significance;
8. Do not obstruct views of users of adjacent buildings to side yards, front yards, or to open space;
9. Are compatible with the fabric of existing neighborhoods and do not impose a foreign or inharmonious element to an existing skyline;
10. Contribute to the special character of particular areas or districts within the city, helping the observer to understand the city and be oriented within it;
11. Protect and preserve a quality landscape in the city; and
12. Otherwise enhance the appearance and economy of the city.

1.03 - Authority

This Ordinance is adopted under the authority conferred on the City of Bryant by the General Assembly of the State of Arkansas by the A.C.A. § 14-56-401 through § 14-56-426.

II. Section Two: General Provisions

2.01 - General

It shall be illegal for a person or entity to install, place, modify, move, or maintain a sign within the City of Bryant except in accordance with the regulations of this Ordinance. These regulations establish the minimum standards for the installation, construction, and maintenance of signage. The number and area of signs as outlined in these regulations are intended to be maximum standards. These regulations shall not apply to any signage which is not directly viewable from a public street, alley, trail, or publicly accessible fire-apparatus road. Signs shall only be permitted upon lots/parcels or buildings which are not vacant and occupied by a conforming or nonconforming primary use.

2.02 - Signs Prohibited - The following types of signs are prohibited in all districts:

- A. Abandoned signs.
- B. Signs imitating or resembling official traffic or government signs or signals.
- C. Signs imitating warning signals.

- D. Signs within Right-of-Way. No sign whatsoever, whether temporary or permanent, except erected by an official governmental agency is permitted within any street or highway right-of-way or City of Bryant public easement.
- E. No signs may be painted on or attached to trees, rocks, or other natural formations, fence posts, utility poles, public benches, streetlights, or building roofs.
- F. Portable signs. A portable sign is any sign designed to be moved easily and not permanently affixed to the ground or to a structure or building.
- G. Off-premise/off-site signs, except as permitted by Bryant Billboard Ordinance No. 2006-42.
- H. Signs that are mounted, attached, or painted on trailers, boats or vehicles when parked to be used as additional signage on or near a business premises; and similar signs.
 - 1. No vehicle or trailer with advertising message mounted or painted thereon may be parked continuously for more than fifteen (15) consecutive calendar days in any zoning district, so that it becomes an advertising sign.
 - 2. Exception - Such vehicles or trailers parked on active construction sites or within a commercial zoning district with an approved temporary business permit for the vehicle or trailer are exempt from this regulation.

2.03 – Permit Requirement and Application

Except where explicitly exempted from permitting requirements by this Ordinance, no sign may be erected, transferred, rebuilt, changed, or structurally altered unless a permit has been issued by the Administrative Official or his/her designee. Addition or modification of illumination of any existing sign which changes the form or intensity of the sign's lighting shall require a sign permit.

Maintenance of existing signs, including change of copy, painting of support structures, and same for the same exchange of lighting elements shall not require a sign permit. Sign design changes or structural alteration of a sign or sign support structure shall not be considered maintenance.

A. Applications

Application for a sign permit shall be made by means provided by the City of Bryant and shall contain at least the following:

1. Applicant Information. Name and address of the applicant and/or contractor.
2. Location Information. Street address and/or location of the property where the signage will be located.
3. Property Owner/Authorized Agent. Name and address of the property owner of the sign location along with proof the applicant is an authorized agent of the property owner, if the applicant is not the property owner.
4. Scaled Site Plan. A scaled site plan showing the location(s) of the signage on the property or building and showing street right-of-way, property lines, and easements as well as relationship to major site features such as buildings, parking, etc. For wall signs, provide dimension of walls and all wall signs (including windows) on the affected building elevation(s).
5. Scaled Sign Drawing. A scaled drawing(s) of the signage showing the design and including dimensions of the sign height, area, design, content, and dimensions of the sign as well as the design and dimensions of any measures used to support the sign or used to affix the sign to a wall, window or the ground.

6. Materials List and Illumination Design. Indication of materials used for the signage along with details/design on how the sign will be illuminated.
7. Sign Calculations. Computation of the total sign area, the area of each individual sign, the height of each sign, and the total number and size of existing and proposed signs on the site or structure.
8. Structural Plans. Structural design plans developed by a licensed professional engineer shall be required for any sign with a support structure exceeding twenty (20) feet tall.
9. Other Information. Other information as required by the Administrative Official or his/her designee that is reasonably necessary to demonstrate compliance with these regulations.

B. Application Approval and Issuance

The Administrative Official or his/her designee shall be charged with review of all sign permit applications based upon provisions of this Ordinance and other applicable regulations. Review shall be completed within thirty (30) days from receipt of the completed application, including all fees. A decision must be rendered to approve, deny, or provide notice of deficiencies in the application by the end of this thirty (30) day review period. A notice of deficiencies in the application will be provided in writing to the applicant. Any application which is amended or corrected within sixty (60) days of receipt of a notice of deficiencies in the application shall not be charged an additional sign review fee. An application shall only be approved when full compliance of the application with these regulations is demonstrated. False statements or misrepresentations of facts in the application may constitute grounds for denial of an application. For any application which is denied, a written explanation of denial will be provided to the applicant upon request.

C. Fee

Fees shall be submitted and paid prior to review of the application. All fees are non-refundable. The fee shall be set in accordance with a schedule of fees adopted by the City Council. If no schedule of fees is adopted, following adoption of these regulations, the fee shall be fifty dollars (\$50) per sign. Unpermitted work completed prior to approval of a sign permit shall be assessed a one-hundred fifty-dollar (\$150) fee payable prior to issuance of a sign permit for any subsequent work. All fees shall be in addition to any applicable state trade fees.

D. Inspection and Expiration

The person or contractor completing the work covered under the permit shall notify the Administrative Official or his/her designee after completion of work. A final inspection, in addition to any footing or electrical inspections, shall be required to confirm compliance with the terms of the sign permit. All work covered under a sign permit shall be completed within twelve (12) months of the date of issuance of the permit, or the permit shall become void and null. The Administrative Official may revoke any permit or order any sign removed upon notice and for cause as set out in this Ordinance.

2.04 - Signs Not Requiring Permits - The following types of signs are exempt from the permit requirements but must be in conformance with all other requirements of the ordinance:

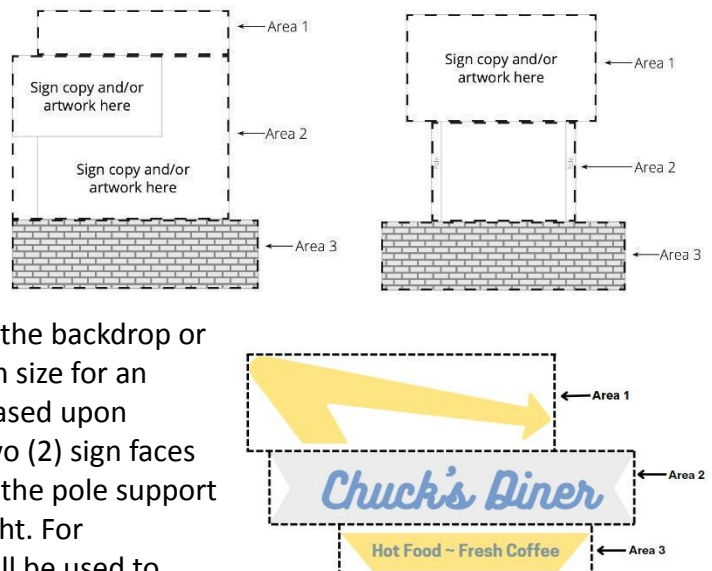
- A. Temporary Signs.
- B. Signs less than two (2) square feet in size that are non-illuminated and attached to a building or structure or supported by a post and arm structure, limited to one (1) per building.
- C. Governmental signs and official public signs, including but not limited to, wayfinding signs, public notice signs, required postings by state/federal/local law, safety signs, danger signs, or traffic signs.
- D. Window signs.
- E. Incidental signs less than Six (6) square feet in size.
- F. Markers located at historic sites which are recognized by local, state, or federal authorities.
- G. A-Frame signs. Cannot block sidewalks.
- H. Signs created by landscaping and comprised only of vegetation.
- I. Handheld signs displaying protected noncommercial messages.

III. Section Three: Policies, Rules of Interpretation, and Standards

3.01 – Message Neutrality - This Ordinance is not intended to regulate signs in a manner that favors commercial speech over noncommercial speech. A noncommercial message may, in whole or in part, substitute a commercial message on any sign, provided all requirements of this Ordinance and other applicable regulations are met. This Ordinance is not intended in any way to regulate the message or content of any form of temporary signage.

3.02 – On-Premise/Off-Premise Distinction - The distinction between on-premise and off-premise signage applies only to permanent signage with a commercial message. It does not apply to noncommercial messages or temporary signs.

3.03 – Sign Area Measurement - When calculating the surface area of any sign, a maximum of three (3) distinct and abutting "Areas" made up of squares or rectangles may be used to encompass the extreme limits of the writing, representation, emblem, or other display, together with any material or color forming an integral part of the background of the display or used to differentiate the sign from the backdrop or structure against which it is placed. The minimum size for an "Area" is one square foot. Calculations shall be based upon measuring the largest sign face. No more than two (2) sign faces shall be permitted. Calculations shall not include the pole support structure for signs exceeding ten (10) feet in height. For freestanding signs, only one side or sign face shall be used to determine the area.



3.04 – Height - When determining height, the average established ground level beneath the sign shall be used for measurement. Where the elevation of a street curb or sidewalk is higher than the average established ground level, height shall be measured from the elevation of the street curb or sidewalk. Any berm or fill greater than one (1) foot tall placed at the base of the sign shall not be considered the average established ground level.

3.05 - Setback Requirements

- A. No Sign shall be erected or maintained except in conformity with the following setback requirements:
 - 1. Front: Signs shall be set back a minimum of ten (10) feet from back of curb, edge of roadway surface, or street right-of-way, whichever is greater.
 - 2. Side: All signs shall be set back a minimum of ten (10) feet from the nearest side property line
- B. Exceptions: The above setback requirements shall not apply to those signs mounted on building walls lawfully sited within the setback space, when such signs otherwise conform to the provisions of this ordinance.
- C. No sign shall block sidewalk, multi-use trail, or pedestrian pathway.

3.06 - Lighting

- A. Unless otherwise prohibited by this Ordinance, all signs may be illuminated. No illuminated sign shall be permitted within which faces the front, side, or rear lot lines of any residential lot regardless of zoning district and is located within fifty (50) feet thereof.
- B. Every part of the light source of any illuminated sign shall be concealed from view from vehicular traffic in the public right-of-way or adjacent property. The light shall not travel from the light source directly to vehicular traffic in the public right-of-way or adjacent property, but instead shall be visible only from a reflecting or diffusing surface.
- C. This provision shall not apply to neon tube lighting or electronic message centers operating in accordance with this Ordinance.
- D. Backlit Illuminated Awnings- Unless expressly provided otherwise in this Ordinance, awning signs may be illuminated, including without limitation by backlighting.

3.07 - Changeable Copy - Unless otherwise specified by this Ordinance, any sign herein allowed may use manual changeable copy or electronic message centers as follows:

- A. Electronic message centers in C-2 and **C-3 Commercial Zoning Districts** may display animation so long as flashing is not utilized.
- B. Electronic message centers are not allowed in any residential zoning district.
- C. All electronic message centers must be equipped with automatic dimming technology which automatically adjusts the sign's brightness in direct correlation with natural ambient light conditions.
- D. The light emitted by an electronic changeable copy sign shall not exceed a brightness level of 0.3-foot candles above ambient levels as measured by a foot-candle meter at the distance and using the method described below.
 - 1. The reading shall be taken with the meter aimed directly at the digital sign at a distance of 150 ft or neighboring property line, whichever is less.
 - 2. Measurements of ambient light and sign output may be taken at any time. Nighttime measurements shall be taken no less than 30-minutes past sunset and no more than 30-minutes prior to sunrise.

3. Ambient light shall be determined using a foot-candle meter at the appropriate distance as indicated in this Section while the electronic changeable copy sign is off or displaying all black copy. Increased ambient light caused by the electronic changeable copy sign shall be determined by using the same meter at the same location after causing the electronic changeable copy sign to show full white copy. If the difference in the two (2) readings is greater than 0.3-foot candles, then the light emitted by the electronic changeable copy sign exceeds the level authorized by this Section.

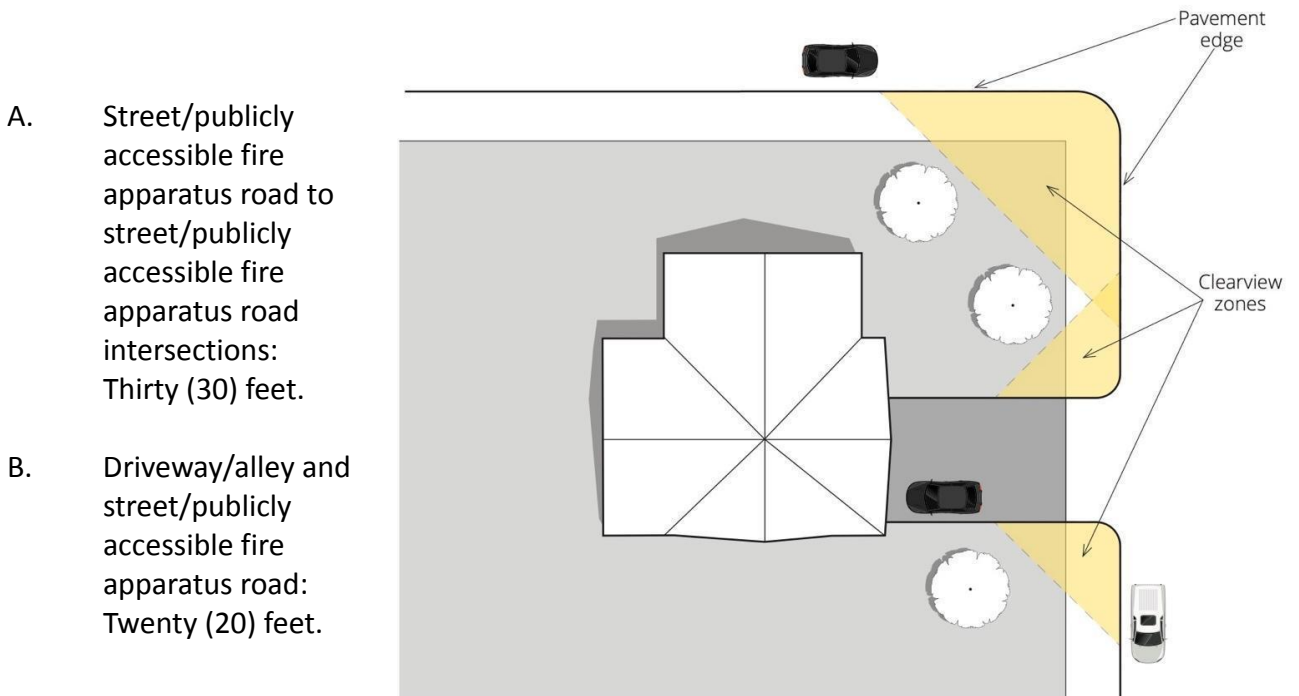
3.08 - Sign Projections from Buildings - Signs attached to and wholly supported by a building shall not project more than eight (8) feet from any building and the bottom of such sign shall not be less than ten (10) feet above the sidewalk or fourteen (14) feet above a vehicular right of way and shall not project into the public right-of-way.

3.09 - Sign Similarity to Official Signs - No sign may be placed or designed so as to simulate or interfere with traffic control devices or official highway signs.

3.10 - Obstruction of Vision - No sign or sign landscaping may be installed in a manner to obstruct vision of pedestrian and vehicular traffic at street intersections, driveways, alleys, or publicly accessible fire apparatus roads.

No sign or sign landscaping in excess of two (2) feet in height may be installed in a clear view zone. Clear view zones areas are measured from the point of intersection of lines that extend along the edge of pavement at intersections between streets or publicly accessible fire apparatus roads and another street, another publicly accessible fire apparatus road, driveway, or alley. See clear view zone figure.

The measurements for clear view zones shall be as follows:



3.11 - Interference with Utilities - No part of any sign shall be located within or over the designated safety zone of any City of Bryant water, sewer, and drainage easement.

3.12 – Maintenance Standards - Every sign, including those specifically exempt from this ordinance in respect to permits and permit fees, and all parts, portions, and materials shall meet these maintenance standards.

- A. All sign(s)/sign support structures and premises surrounding the same shall be maintained in a clean, sanitary condition free and clear of all rubbish and weeds.
- B. All sign(s)/sign support structures shall be kept in compliance with all building and electrical codes, in conformance with the requirements of this Ordinance.
- C. All sign(s)/sign support structures shall be kept free of deterioration, breakage, termite damage, rot, corrosion, rust, or loosening. All paint and materials shall be kept free of cracking, peeling, or fading.

3.13 – Abandonment - Abandoned signs shall be required to be removed. For signs which are legally permitted and conforming, removal shall consist of removal of any sign message. Signs which are legally nonconforming or otherwise nonconforming, removal shall consist of total removal of the sign including all sign support structures.

Excluding billboards, a sign shall be considered abandoned when the building or lot/parcel upon which the sign is located is no longer occupied and vacant or actively being marketed for sale or lease for a period of more than ninety (90) consecutive days.

IV. Section Four: Specific Requirements by Sign Type and Zoning District

4.01 – Signs Allowed in Planned Unit Developments or Other Special Districts - Sign requirements for districts not covered by these regulations including Planned Unit Developments (PUDs) and other forms of special zoning shall be established by the document or regulations created for the development or district. If not established for the development or in the regulations pertaining to the special district, an applicant may petition for the development or district to be treated similarly to one or more of the districts contained in this Ordinance. The Administrative Official shall make a written determination pertaining to the request based on the similarity of the development or district(s) to one or more of the districts in this Ordinance. If the Administrative Official denies the petition, the applicant may request an appeal of a decision of the Administrative Official.

4.02 – Aesthetic Corridors and Interstate Sign Zone

A. Aesthetic Corridors

Freestanding or pole signs that are constructed, removed, destroyed or replaced shall be replaced only with a monument or ground-mounted sign when the building or parcel/lot is located with lot frontage and/or obtains access via driveway or publicly accessible fire apparatus road along the roadways listed below. Such signs shall meet all other regulations.

1. Springhill Road
2. Hilldale Road
3. Bryant Parkway
4. Woodland Park

5. Springhill Overpass to Woodland Park
6. Prickett Road from Woodland Park to Reynolds Road
7. Prickett Road
8. Boone Road
9. Reynolds Road from Mills Park Road, South to City Limits line.
10. Mt. Carmel Road
11. Brandon Road

B. Interstate Sign Zone

1. Freestanding or pole signs must be located in C-3 zoning and be 100 feet from the residentially zoned property.
2. Freestanding or pole signs within five hundred (500) feet of the centerline of the median of Interstate 30 shall not exceed seventy-five (75) feet in height and two hundred (200) square feet in size.
3. Freestanding or pole signs within seven hundred fifty (750) feet of the centerline of the median of Interstate 30 shall not exceed fifty (50) feet in height and one hundred fifty (150) square feet in size

4.03 - Temporary Sign Table

Sign Type/Form	Limitations (Where Permitted)	Residential Zoning Districts - R-1, R-1.S, R-2, R-E, R-M	Residential Zoning District - Non-Residential Use	Commercial O-1	Commercial C-1	Commercial C-2	Commercial C-3
Construction Signs	When a building or parcel/lot is under construction or renovation	P Max. 2 per Building or Parcel/Lot, Max. area: 48 sq. ft. each	P Max. 4 per Building or Parcel/Lot, Max. area: 64 sq. ft. each	P Max. 4 per Building or Parcel/Lot, Max. area: 64 sq. ft. each	P Max. 4 per Building or Parcel/Lot, Max. area: 64 sq. ft. each	P Max. 4 per Building or Parcel/Lot, Max. area: 64 sq. ft. each	P Max. 4 per Building or Parcel/Lot, Max. area: 64 sq. ft. each
Real-Estate Signs	Number Allowed: 1 per frontage and/or 1 per tenant lease space	P 1 additional sign allowed for no more than 36 hours when the property is open to the public. 6 sq. ft. Max. area, Max Height: 6ft	P	P	P	P	P
Temporary Signs During Election	Display Time Duration: 70 calendar days prior or 7 days following any federal, state, or local election authorized by the Saline County Election Commission and held in the City of Bryant.	P	P	P	P	P	P
Garage, Yard, or Estate Sale Signs	Number Allowed: 1 per frontage. Installation: Ground mounted on a stake or wire frame. Max. Size and Height: 6 sq. ft. and 4 ft. tall. Time Duration: No more than 48 hours.	P	P	P	P	P	P
A-frame Signs	Number Allowed: 1 per building. Max. Size and Height: 6 sq. ft. and 3ft. tall. Must maintain a 5 ft. clearance for pedestrians.	X	P	P	P	P	P
General Temporary Signs	Number Allowed: 1 per building or parcel/lot. Max. Size and Height: 32 sq. ft. and 6 ft. tall. Signs such as banners, pennants, and posters are considered temporary signs. Time Duration: 7 Days.	X	P	P	P	P	P

4.04 - Residential Zoning Sign Table

Sign Type	Form	Limitations (Where Permitted)	R- 1, R-1.S, R-2, R-E, R-M Zoning	Non-Residential Use in Residential Zoning District
<i>Address Sign</i>			P	P
<i>Free Standing Signs</i>	Monument/ Ground-mounted Signs	Max. 1 freestanding sign per Frontage.	P Max. 1 sign per frontage external to the subdivisions or neighborhood; Max. size 48 sq. ft., Max. height 6 ft.; Setback: May be placed at the property line, provided it does not extend into the clear view zone or easement.	P Max. 1 sign; Max. Size: 48 sq. ft.; max height 6 ft.; Setback: May be placed at the property line, provided it does not extend into the clear view zone or easement.
	Pole Signs		X	X
	Changeable Copy (Electronic Message Centers)		X	X
	Shopping Center Directory Signs		X	X
<i>Wall- Attached Signs</i>	Facade Signs	*	X	P
	Awning Signs	*	X	P
	Canopy Signs	*	X	P
	Window Signs	*	X	P
	Projecting Signs (Blade Signs)	* 1 per occupancy; May not project more than 8 ft. from the side of the building; Clearance: 10 ft. above sidewalk grade and 14 ft. vehicular way grade.	X	P
<i>Incidental Sign</i>		Number Allowed: No limit, provided area requirements are met. Max. size: 6 sq. ft. per sign, 24 sq. ft. per occupancy.	P	P

★ Number allowed: No Limit unless otherwise noted, provided area requirements are met. (Area includes wall signs, awning signs, under canopy signs, canopy signs, projecting signs, and window signs). Other: Allowed on each building elevation for primary/principal buildings; Max Area: 1 sq. per 1 linear ft of building frontage on elevation where the sign is installed. Maximum total area per occupancy 32 sq. ft.

4.05 - Commercial Zoning Sign Table

Sign Type	Form	Limitations (Where Permitted)	O-1 Zoning(150 Sq. Ft. Max)	C-1 Zoning(200 Sq. Ft. Max)	C-2 Zoning(300 Sq. Ft. Max)	C-3 Zoning(350 Sq. Ft. Max)
<i>Address Sign</i>			P	P	P	P
<i>Free Standing Signs</i>	Monument/ Ground-mounted Signs	Max. 1 freestanding sign per roadway frontage	P Max. size: 64 Sq. Ft. Max. height: 8 Ft.	P Max. size: 64 Sq. Ft. Max. height: 8 Ft.	P Max. size: 80 Sq. Ft. Max. height: 10 Ft.	P Max. size: 96 Sq. Ft. Max. height: 12 Ft.
	Pole Signs		X	X	P Max. 100 sq. ft. each and 25 ft. tall.	P Max. 120 sq. ft. each and 30 ft. tall.
	Changeable Copy (Electronic Message Centers)	See Section 3.07	X	X	P Max. 40% of the sign area or 48 sq. ft., whichever is less.	P Max. 40% of the sign area or 64 sq. ft., whichever is less.
	Shopping Center Directory Signs		X	P Max. 1 per Coordinated Shopping Center or Cul-de-sac Max Height 35 ft.	P Max. 1 per Coordinated Shopping Center or Cul-de-sac Max Height 35 ft.	P Max. 1 per Coordinated Shopping Center or Cul-de-sac Max Height 35 ft.
<i>Wall-Attached Signs</i>	Facade Signs	*	P Max Area: 1 sq. per 1 linear ft of frontage.	P Max Area: 1 sq. per 1 linear ft of frontage.	P Max Area: 2 sq. per 1 linear ft of frontage.	P Max Area: 2 sq. per 1 linear ft of frontage.
	Awning Signs	*	P Max Area: 1 sq. per 1 linear ft of frontage.	P Max Area: 1 sq. per 1 linear ft of frontage.	P Max Area: 2 sq. per 1 linear ft of frontage.	P Max Area: 2 sq. per 1 linear ft of frontage.
	Canopy Signs	*	P Max Area: 1 sq. per 1 linear ft of frontage.	P Max Area: 1 sq. per 1 linear ft of frontage.	P Max Area: 2 sq. per 1 linear ft of frontage.	P Max Area: 2 sq. per 1 linear ft of frontage.
	Window Signs	*	P Max Area: 1 sq. per 1 linear ft of frontage.	P Max Area: 1 sq. per 1 linear ft of frontage.	P Max Area: 2 sq. per 1 linear ft of frontage.	P Max Area: 2 sq. per 1 linear ft of frontage.
	Projecting Signs (Blade Signs)	* 1 per occupancy; Max. projection 8ft from building; Clearance: 10 ft. above sidewalk grade, 14 ft. vehicular way grade.	P Max Area: 1 sq. per 1 linear ft of frontage.	P Max Area: 1 sq. per 1 linear ft of frontage.	P Max Area: 2 sq. per 1 linear ft of frontage.	P Max Area: 2 sq. per 1 linear ft of frontage.
<i>Incidental Sign</i>		No max. limit, provided area req. are met. Max. size: 6 SF per sign, 24 SF per occupancy.	P	P	P	P

★ Number allowed: No Limit unless otherwise noted, provided area requirements are met. (Area includes wall signs, awning signs, under canopy signs, canopy signs, projecting signs, and window signs). Other: Allowed on each building elevation for primary/principal buildings; Area: Max Area based on linear ft. of building frontage on elevation where the sign is installed.

- A. The Specific surface area of commercial signs displaying gasoline prices only shall be exempt from calculations of the total aggregate surface area.
- B. Internal businesses and brands contained within a host business are allowed exterior signage. The sign area utilized by the internal business/brand shall be deducted from the sign area allowed for the host business sign area.
- C. In the case of a corner lot fronting on two public streets, a business will be allowed to add an additional 100 square feet to the total maximum aggregate surface area of the permitted signs. To be used only for signs on one of the street frontages.
- D. No single sign may utilize more than 50% of the total maximum aggregate surface footage allowed. With the exception of the interstate sign zone.

4.06 - Signs in the Airport Industrial District

Signs in the Airport Industrial District are governed by the regulations established specifically for that district.

V. Section Five: Non-Conforming Signs

5.01 - Determination of Legal Nonconformity

- A. A nonconforming sign is any permanent sign that was legally established and maintained in compliance with the provisions of all applicable laws in effect at the time of original installation but that does not comply with the provisions of this sign ordinance as of the date this ordinance is adopted.
- B. A nonconforming sign, as defined above, shall be allowed continued use, except that the sign shall not be expanded, moved, or relocated, except in the case of street relocation. A nonconforming sign shall be allowed continued use even if ownership of the property changes.

5.02 - Loss of Legal Nonconforming Status - A legal nonconforming sign shall lose this designation in the following instances:

- A. When the sign is intentionally damaged or destroyed or fails to observe the following restrictions in cases of unintentional damage or destruction:
 - 1. If the sign face is unintentionally damaged or destroyed, the face may be replaced. The sign face supporting structure may be temporarily placed on the ground in order to replace the sign face or service the structure.
 - 2. If the structural components of the sign including the face structure is damaged or destroyed, the structure and face may be replaced with a new face and structure not to exceed the size, height or location of the established nonconforming sign.
- B. When the size of the sign is altered in any way, except toward compliance with this ordinance, it will lose its legal nonconforming status. This does not refer to change of copy, face of the sign, or normal maintenance. Normal maintenance does not include the replacement of structural elements.
- C. When the sign(s) advertising a building/development contains the majority of the businesses/tenants and the building/development undergoes major redevelopment such as demolition or expansion requiring a building permit.

Exceptions:

 - 1. A remodel of an existing building will not cause the loss of legal non- conformity.

2. The construction of an additional building on the same property shall not cause the loss of legal non-conformity.
- D. When the sign is expanded, moved, or relocated, except in the case of street relocation.

VI. Section Six: Administration and Enforcement

6.01 – Administrative Official

- A. All sign permits shall be issued by the Administrative Official or his/ her designee. The Director of Community Development is the Administrative Official for the purposes of this Ordinance.
- B. The Administrative Official or his/ her designee is empowered, upon presentation of proper credentials, to enter or inspect any building, structure, or premises in the City for the purpose of inspection of a sign and its structural and electrical connections to ensure compliance with all applicable codes and ordinances. Such inspections shall be carried out during business hours unless an emergency exists.

6.02 - Variances

- A. A variance for height, location, type, etc. may be requested. No area variance may be requested.
- B. Requests for sign variances shall be in writing and shall be submitted along with the sign application. Such a request shall demonstrate that special conditions or circumstances exist that are not applicable to other lands, structures, or buildings such that a literal interpretation of the ordinance would result in an undue hardship.
- C. The Board of Zoning Adjustment shall review the request to determine if the variance should be granted and may grant or deny the request.
- D. If the Board of Zoning Adjustment denies the variance or takes no action on the request within 30 days following the variance request appearing on its agenda, the variance shall be deemed denied. The applicant may then appeal the decision to the City Council. The appeal must be submitted to the Planning Department no less than thirty(30) working days from the date of the Planning Commission's decision or the deemed denied date whichever may apply. In order to be placed on the City Council agenda, the appeal must be submitted no less than eleven (11) days prior to the City Council meeting. If the decision is appealed but it is within the 11 days prior to the next City Council meeting, it shall be placed on the following month's regularly scheduled City Council meeting agenda.
- E. A variance may be granted only when the requirements noted above have been met. The Board of Zoning Adjustment or City Council shall grant only the minimum variance required to make possible the variance request, provided that such variance will be in harmony with the general purpose and intent of the ordinance and will not be injurious to the neighborhood or otherwise detrimental to the public welfare.
- F. Fees shall be submitted and paid prior to review of the application. All fees are non-refundable. The fee shall be set in accordance with a schedule of fees adopted by the City Council. If no schedule of fees is adopted, following adoption of these regulations, the fee shall be two hundred fifty dollars (\$250).

6.03 – Alternative Signage Plan

- A. An alternative signage plan may be used where impractical situations would result from this Ordinance. Alternative locations, size or quantity may be justified due to topography, utility easements, lot configuration or subdivision (particularly with respect to a shopping center), or location and size of pre-existing development. Also, the proposed use or collection of uses may not be captured by the spirit and intent of this Ordinance, justifying an Alternative Signage Plan. Such plans shall require the approval of the Planning Commission.
- B. Application shall be made in the same manner as prescribed in §203. The application must additionally include a written letter of justification for the request detailing how the application meets the approval criteria. No application may be accepted without inclusion of a letter of justification.
- C. The fee for such applications shall be determined by a fee schedule adopted by the City Council. If no fee schedule is adopted following passage of these regulations, the fee shall be two hundred fifty dollars (\$250).
- D. At least one of the following conditions shall be met in order for an Alternative Signage Plan to be considered for approval:
 - 1. The applicant must show that installation of signage per this Ordinance while meeting other site-specific constraints as listed above would put the site in direct violation of other City Ordinances or State or Federal regulations, under any practical site layout configuration.
 - 2. The use(s) and/or architectural elements proposed for the site (as already approved by the Planning Department) are such that a standard sign plan under this Article would be considered not in keeping with the code and fail to meet the general purpose of the code outlined in this Ordinance.
 - 3. The sign is at least fifty (50) years old and can be determined to have important historic significance by the Administrative Official as being a historically important place, historically important business or entity, or embodying a design or features of historical importance based upon generally accepted historic preservation professional practice standards.
 - 4. Approval of the Alternative Signage Plan would result in a preferable outcome to the residents of Bryant in contrast to only advancing the property or economic interests of the applicant.

6.04 - Violations

- A. In cases of emergency, the Administrative Official or his/her designee may cause the immediate removal of a dangerous or defective sign without notice. Signs removed in this manner must present a hazard to the public safety as defined in the local building or traffic codes.
- B. In cases of illegal signs placed in the public right- of-way, or if banners or temporary signs become faded, worn or tattered; or have become detached from the structure designed to support the signage, the Administrative Official or his designee may cause immediate removal of the sign without notification of the owner of the sign.

6.05 - Removal of Signs by the Administrative Official

- A. Signs located within the public right-of-way or which fail to comply with the written orders of removal or repair are subject to removal, the Administrative Official or his designee may order removal of the sign in question. After removal, a notice shall be mailed to the sign owner stating the nature of the work and the date on which it was performed and demanding payment of the costs as certified by the Administrative Official or his designee. Alleged violators shall have sixty (60) days from the date of said notice in which to appeal to the Planning Commission. If the amount specified in the notice is not paid within sixty (60) days of the notice and no appeal to the Planning Commission has been formally lodged, it shall become an assessment upon a lien against the property of the sign owner, and will be certified as an assessment against the property together with a ten percent (10%) penalty for collection in the same manner as the real estate taxes
- B. The owner of the property upon which the sign is located shall be presumed to be the owner of all signs thereon unless documented facts to the contrary are brought to the attention of the Administrative Official or his designee, as in the case of a leased sign. For purposes of removal, the definition of sign shall include all embellishments and structures designed specifically to support the sign.
- C. Removed signs shall be stored at a location designated by the sign Administrative Official or his designee pending return to the owner(s). Signs will be stored in such a manner as to minimize damage to them. The sign Administrative Official or his designee will notify the owner of all removal costs and the procedures for retrieving the removed sign(s).
- D. Temporary signs located within the street right- of-way will be removed without notice and stored for 30 days pending return to owners.

6.06 - Penalties

- A. A violation of this Article shall be deemed a violation and shall be punishable by fine. Fines for a violation shall not be less than fifty dollars (\$50) and no more than two hundred dollars (\$200) per day the violation continues.
- B. If a second offense occurs within twelve (12) months of the prior offense, the fine shall be no less than one hundred dollars (\$100) per day the violation continues.
- C. If a third offense and any subsequent offenses occur within twelve (12) months of the second offense, the fine shall be no less two hundred dollars (\$200) per day the violation continues.

VII. Section Seven: Conflict, Severability and Effective Date

- 7.01 - Conflict** - If any portion of this code is found to be in conflict with any other provisions of any zoning, building, fire, safety, or health ordinance of the City code, the provision which establishes the stricter standard shall prevail.
- 7.02 - Severability** - If any section, subsection, sentence, clause, or phrase of this code or its application to any person or circumstance is held invalid by the decision of any court of competent jurisdiction, the remainder of this code, or the application of the provision to other persons or circumstances is in effect and shall remain in full force and effect.
- 7.03 - Effective Date** - This Code shall take effect and be in force upon the passage of this Ordinance.

VIII. Section Eight: Definitions

Certain terms are defined for the purposes of this Ordinance as follows:

A-Frame Sign (a.k.a Sandwich Board Sign or Sidewalk Sign) - A freestanding sign that is ordinarily in the shape of an "A" or some variation thereof, which is readily moveable and is not permanently attached to the ground or any structure.

Administrative Official - The person or person(s) designated, in writing, to administer and enforce this Ordinance by the Mayor of the City of Bryant. Where no such designation exists in writing, the Planning and Development Director and their assigns shall be responsible for administration of this Ordinance.

Applicant - Any person, firm, group, organization, or corporation applying for permits or other approvals required by this Ordinance.

Awning - A shelter projecting from and supported by the exterior wall of a building constructed of non-rigid materials on a supporting framework.

Awning Sign - A sign painted on, printed on, or attached flat against the surface of an awning in a permanent manner. Banners attached to awnings are not defined as awning signs.

Banner - A type of temporary sign on cloth, canvas, fabric, vinyl, or other flexible material which projects from or hangs from a building, pole or wire. Banners include flags, cable-hung banners and vertical banners. Depending upon its method of attachment, a banner is a flat-mounted wall sign, projecting sign, or free-standing sign.

Billboard - A permanent sign in a fixed location which meets any one or more of the following criteria:

1. It is used for the display of off-premise commercial messages;
2. The message display area, or any part thereof, is made available to message sponsors other than the owner(s) or operator(s) of the sign, typically for a fee or other consideration, i.e., it is general advertising for hire;
3. The sign is a principal use of the land, rather than appurtenant or accessory to some other principal use of the land;
4. The sign is subject to rules and regulations concerning outdoor advertising which are promulgated as a result of Minute Order 72-6 of the Arkansas State Highway Commission, a subsequent amendment of those rules and regulations, or other state regulation governing outdoor advertising;
5. The sign has a sign area greater than four hundred (400) square feet in size.

Blade Sign - see "Projecting Sign"

Building - As defined by the Zoning Code.

Canopy (Building) - A rigid multi sided structure covered with fabric, metal or other material and supported by a building at one or more points or extremities and by columns or posts embedded in the ground at other points or extremities. May be illuminated by means of internal or external sources. (compare "Marquee").

Canopy (Freestanding) - A rigid multi sided structure covered with fabric, metal or other material and supported by columns or posts embedded in the ground. May be illuminated by means of internal or external sources.

Canopy Sign - A sign affixed or applied to the exterior facing surface or surfaces of a building canopy or freestanding canopy. Banners attached to canopies are not defined as canopy signs.

Changeable Copy Sign - A sign on which the sign content can be changed or altered by manual, electric, electromechanical, or electronic means. Changeable copy signs include the following types:

1. Manual Changeable Copy Sign: Signs whose alphabetic, pictographic, or symbolic sign content can be changed or altered by manual means.
2. Electrical Changeable Copy Sign: Signs whose alphabetic, pictographic, or symbolic sign content can be changed or altered on a fixed display surface composed of electrically illuminated or mechanically driven changeable segments, including electronic message boards.

City - Unless the context clearly discloses a contrary intent, the word "City" shall mean the City of Bryant.

Clearance (of a sign) - The smallest vertical distance between the grade of the adjacent sidewalk, pathway, street, highway, street curb, or vehicular/pedestrian passageway and the lowest point of any sign, including framework and embellishments, extending over that grade.

Clear View Zone - An area where placement of signs presents a hazard by obstructing the vision of pedestrian and vehicular traffic at street intersections, publicly accessible fire apparatus roads, driveways, or alleys. Such zones are determined from measuring the point of intersection of lines that extend along the edge of pavement between the aforementioned types of intersections.

Commercial Message or Speech - Any sign wording, logo, design, pictorial image, or other representation that, directly or indirectly, names, advertises, or calls attention to a business, commercial product, accommodation, service, or other commercial activity.

Copy - The graphic content of a sign surface in either permanent or removable letter, pictographic, symbolic, or alphabetic form.

Electronic Message Center - A sign that uses changing light (including LEDs) to form a message, pictures, symbols, or logos in a display controlled by electronic means.

Elevation - The entire side or front of a building including the parapet. Utilized in determining the permissible sign area.

Façade - The entire building front including the parapet.

Fire Apparatus Road - A road, whether public or private, from a building or development obtains access to a public right-of-way and which is at least twenty (20) feet in width.

Freestanding Sign - A sign supported permanently upon the ground by poles, braces, base, or similar support structure and not attached to any building. This sign type is inclusive of other sign types meeting this definition.

Frontage - The length of the property line of any one premise along a public right-of-way or publicly accessible fire apparatus road on which it borders.

Frontage, Building - The length of an outside building wall facing a frontage.

Government Sign - Any temporary or permanent sign erected and maintained by the city, county, state, or federal government for traffic direction or for designation of or direction to any school, hospital, historical site, or public service, property, or facility.

Ground-mounted Sign - A freestanding sign mounted directly to the ground supported by a structural base separate from the sign cabinet and with no poles visible between the sign and the ground.

Illegal Sign - A sign which does not meet the requirements of this code, was not legally permitted, or which does not have legal nonconforming status.

Illuminated Sign - A sign with an artificial light source incorporated internally or externally for the purpose of illuminating the sign.

Incidental Sign - A permanent sign, not exceeding four (4) square feet in size, giving information or direction for the convenience and necessity of the public such as "entrance", "exit", "no admittance", "telephone", "parking", etc.

Maintenance - Cleaning, painting, or minor repair of defective parts of a sign in a manner that does not alter the design, or structure of the sign.

Mansard - A sloped roof or roof-like facade architecturally comparable to a building wall.

Monument Sign - A freestanding sign mounted directly to the ground supported by a structural base separate from the sign cabinet and with no poles visible between the sign and the ground.

Noncommercial Message or Speech - Constitutionally protected speech or messages that addresses topics of public concern or controversy such as, by way of example and not limitation: politics, religion, philosophy, science, art, or social commentary. This definition shall be construed in light of relevant court decisions.

Nonconforming Sign - A sign which was erected legally, but which does not comply with subsequently enacted sign restrictions and regulations. Or, a sign which does not conform to the sign code requirements, but for which a variance or similar approval has been issued.

Occupancy - The portion of a building or premises owned, leased, rented, or otherwise occupied for a given use.

Off-Premise (sign) - A message or sign advertising commercial products, accommodations, services, or activities not provided in or on the property or premises upon which the sign or message is located. This definition does not include noncommercial messages.

On-Premise (sign) - A message or sign that advertises the commercial business, establishment, accommodation, services, or activities provided on the premises on which the sign is located, or is expected to be provided in the near future. In the case of developments subject to an alternative signage plan or which are designated as a regional scale development, all establishments subject to the

plan or in the development are considered on-premise when located inside the development or area of the approved plan. This definition does not include noncommercial messages.

Owner - A person recorded as such on official records. For the purposes of this Ordinance, the owner of property on which a sign is located is presumed to be the owner of the sign unless facts to the contrary are officially recorded or otherwise brought to the attention of the Administrative Official, e.g., a sign leased from a sign company.

Parapet - The extension of a false front or wall above a roofline.

Person - Any individual, corporation, association, firm, partnership, or similarly defined interest.

Pole Cover - Cover enclosing or decorating poles or other structural supports of a sign.

Pole Sign - See freestanding sign.

Portable Sign - Any sign designed to be moved easily and not permanently affixed to the ground or to a structure or building. Permanently affixed shall mean anchored to the ground as stipulated in Section 2303 Construction of the 1991 Edition of the Standard Building Code.

Post and Arm Sign - A sign with a height of four (4) feet or less and two (2) square feet or less in area supported by an upright post with a horizontal arm, from which a sign is suspended. No part of the structural support may be greater than six (6) inches in any dimension.

Projecting Sign - A sign, other than a flat wall sign, which is attached to and projects from a building wall or other structure not specifically designed to support the sign. Typically projecting from the facade of a building and perpendicular to the pedestrian or vehicular right of way.

Premises - A parcel of land with its appurtenances and building which, because of its unity of use, may be regarded as the smallest conveyable unit of real estate.

Pylon Sign - See "pole sign".

Roof Sign - A sign which is attached to a roof or to a structure located on a roof, exclusive of a mansard.

Roofline - The top edge of a roof or building parapet, whichever is higher, excluding any mansards, cupolas, pylons, chimneys, or minor projections.

Rotating Sign - See "Animated Sign, Mechanically Energized"

Sign - Any object, device, display, or structure or part thereof situated outdoors or adjacent to the interior of a window or doorway, which is used to advertise, identify, display, direct, or attract attention to an object, person, institution, organization, business, product, service, event, or location by any means including words, letters, pictures, logos, figures, designs, symbols, fixtures, colors, illumination, or projected images.

Sign Face - The area of a sign on which the copy is placed. This does not include the mounting structure. Sign face does not include an electronic message board or panel.

Sign Relocation - The movement of the sign to a new or changed location and includes without limitation any movement of the sign to a new location on the same structure, on the same parcel or elsewhere. Any movement of a sign, no matter how slight, is a relocation.

Structure - Any mechanical component to which the actual advertising face is attached. Including the pole.

Temporary Sign - A sign not constructed or intended for long-term use or which is portable is considered a temporary sign. This definition includes any sign not permanently embedded in the ground, or not permanently affixed to a building or sign structure that is permanently embedded in the ground. This includes banners, etc.

Under Canopy Sign - A sign fastened under a canopy structure and mounted perpendicular to the face of the building from which the canopy projects.

Vertical Banner - A banner hung or projecting from a banner pole in the public right-of way designated for civic use.

ORDINANCE NO. 2023-__

AN ORDINANCE AMENDING ORDINANCE NO. 2019-26 COMMERCIAL AND RESIDENTIAL ELECTRICAL PERMIT FEES

WHEREAS, The City Council of the City of Bryant has determined that from time to time the fees for Commercial and Residential Permits should be modified and amended to follow surrounding City rates and maintain fair and competitive costing: and

WHEREAS, The City Council has determined that Commercial and Residential Permit Fees charged by the City of Bryant Community Development Department should and hereby is amended as follows below.

NOW, THEREFORE BE IT ordained the City Council of the City of Bryant, Arkansas, as follows:

Section1. Enactment of attached Commercial and Residential construction fees,

The City Council of Bryant, Arkansas hereby approves and adopts by reference the permit and fee scheduled provided herein, and hereby Ordinance No. 2019-26. This Ordinance shall be filed in the office of the City Clerk of the City of Bryant, Arkansas, and from the date on which this ordinance shall take effect shall be controlling for the rates charged as described below. The provisions provided herein shall be controlled within the limits of the City of Bryant and those areas in the territory subject to Bryant permitting regulations.

Schedule of Permit Fees Changes

- | | |
|---|---|
| 1. Electrical Systems, all New Construction, Additions and Accessory Buildings: | \$0.14 per square foot of area under the roof, with a minimum of \$100.00 whichever is greater. |
| 2. Electrical Systems, Renovations, Alterations and Repairs: | \$50.00 per inspection |
| 3. Electrical Service Only, Service Change Outs or Electrical Service Upgrades: | \$50.00 per inspection |
| 4. Temporary Service Pole: | \$50.00 per inspection |

- 5. TPP (temporary power to Structure prior to final inspection): \$50.00 per inspection
- 6. Re-inspections and Additional Inspections (*see note below): \$50.00 per inspection
- 7. Alternative Energy Systems – Panels, Fuel Cells, Wind Generators, Etc.: \$100.00 Electrical Fee for each system.
- 8. Mobile Home inside Mobile Home Park \$100 per residence
- 9. Mobile Home outside Mobile Home Park \$150 per residence

*Note – Re-inspections will not be re-scheduled until each re-inspection fee for each trade that failed inspection has been paid.

Section 2. Severability

The provisions of the Ordinance are separable and if any section, phrase, or provision shall be declared invalid, such declaration shall not affect the validity of the remainder of the Ordinance.

Section 3. Repealer

All ordinances and resolutions and parts thereof in conflict herewith are hereby repealed to the extent of such conflict.

Section 4. Emergency Declared.

This Ordinance is necessary to preserve the public peace, health, safety, and welfare, an emergency is declared to exist and this Ordinance shall be in full force and effect from and after the date of its passage.

PASSED AND APPROVED THIS _____ DAY OF _____, 2023, BY THE CITY COUNCIL OF BRYANT, ARKANSAS.

Mayor Allen E. Scott

Mark Smith, City Clerk