



**Bryant City Council
Regular Meeting**
January 30th, 2018
Boswell Municipal Complex - City Hall Courtroom

AGENDA

INVOCATION

PLEDGE OF ALLEGIANCE

CALL TO ORDER

MINUTES

Motion to Approve November 16, 18 and December 19, 2017, Minutes.

Documents:

[Minutes Special meeting Nov 16 2017.pdf](#)
[Approved Minutes November 28th 2017.pdf](#)
[Minutes December 19 2017.pdf](#)

ANNOUNCEMENTS And PRESENTATIONS

Animal Control

Presenter: Animal Control Director Tricia Power
Presentation of Employee Service & Volunteer Awards

Bryant Fire Department.

Presenter: Chief JP Jordan
Recognition of Bryant Fire Department 2017 Firefighter of the Year

COMMITTEE And COMMISSION REPORTS

Water Wastewater Committee Report - Mark Grimmatt Presenting
Bryant Planning Commission Report- Truett Smith Presenting
Bryant Parks Committee Report- Chris Treat Presenting

DEPARTMENT REPORTS

- *Department Reports are given on a quarterly basis unless otherwise requested*

Bryant Fire Department - Chief JP Jordan Presenting

Bryant Public Works- Director Mark Grimmatt Presenting

PUBLIC COMMENTS

- *Public Comments should be limited the three (3) minutes per speaker*

OLD BUSINESS

NEW BUSINESS

Finance

Presenter- Joy Black Finance Director

1. Presentation and Approval of the 2017 December Year to Date City Financial Report (see attachment)
2. Resolution - A Resolution Providing for the Adoption of an Amended Budget for the City of Bryant for the twelve month period beginning January 1, 2017 and ending December 31, 2017 (see attachment)
3. Resolution - A Resolution Providing for the Adoption of an Amended Budget for the City of Bryant for the twelve month period beginning January 1, 2018 and ending December 31, 2018 (see attachment)
4. Ordinance - An Ordinance Authorizing the Issuance of a Promissory Note to Provide Short-Term Financing Under Amendment No. 78 to the Arkansas Constitution; and Prescribing Other Matters Pertaining Thereto.

Documents:

[DECMTDREP.pdf](#)
[DECBUDADJ.pdf](#)
[JANBUDADJ.pdf](#)
[Parks and Fire Amedment 78 2018 financing ordinance.pdf](#)

Code Enforcement

Presenter Greg Huggs Code Enforcement Director

5. Public Hearing -

Open Public Hearing Regarding Clean Up Expenses incurred by the City of Bryant to clean up unsightly and unsanitary properties within the City of Bryant.

Close Public Hearing.

6. Resolution - Resolution Approving Expenses Associated with Property Clean Up Under Ordinance No. 2012-30.

Documents:

[20180102103102.pdf](#)

Bryant Fire Department

Presenter: Chief JP Jordan

7. Permission to list two items on EGov website for the Fire Department

Documents:

[FDegovperm.pdf](#)

Legal Department

Presented by Chris Madison - Staff Attorney

8. Ordinance - An Ordinance to Waive the Competitive Bidding Process for Dedicated Digital Fiber Connection and Service for the City of Bryant Network Service and for Other Purposes.

9. Ordinance - An Ordinance Providing for the City of Bryant's Award and Recognition Programs, Specifically the Charles Broadway Community Excellence Award and the Dean Boswell Outstanding Achievement Award; and for Other Purposes. *(First Reading Only Requested)*

Documents:

[Ord Waive Bidding Fidelity v2.pdf](#)
[Bryant City of - WAN Services Agreement.pdf](#)
[Bryant City of - Fidelity Internet SLA.pdf](#)
[Bryant City of - Fidelity Internet Contract.pdf](#)
[AN ORDINANCE PROVIDING FOR THE CITY OF BRYANT AWARD AND RECOGNITION PROGRAM.pdf](#)

Planning & Community Development Department

Presenter: Truett Smith Planning Director

10. Resolution - A Resolution Expressing the Willingness of the City of Bryant to Utilize Federal-Aid Surface Transportation Attributable Program Funds

11. Ordinance - An Ordinance Amending the Comprehensive Zoning Ordinance of the City of Bryant to the Bryant Zoning Code

12. Ordinance - An Ordinance Amending the Master Transportation Plan, Walk, Bike, Drive: Bryant, to Include a Master Lighting Plan for the City of Bryant.

Documents:

[City RESOLUTION.docx.pdf](#)
[Ordinance - January 2018 Code Changes.pdf](#)
[Ordinance Master Lighting Plan amendment.pdf](#)
[Master Lighting Plan.pdf](#)

Public Works

Presenter - Mark Grimmatt Public Works Director

13. Resolution - A Resolution to Amend Resolution 2015-05 to Include the Attached Records Retention Policy for Water and Sewer Department

Documents:

[Bryant Water and Sewer Billing Retention Schedule.pdf](#)
[Resolution Water Records Retention Policy.pdf](#)

MAYOR COMMENTS

COUNCIL COMMENTS

ADJOURNMENT

APPROVAL OF MINUTES

210 SW 3rd St.
Bryant. AR 72022
[\(501\)943-0999](tel:(501)943-0999)

Bryant City Council
SPECIAL MEETING
November 16th 2017
Boswell Municipal Complex-City Hall Courtroom

Approved Minutes
Two pages

INVOCATION – Alderman Higginbotham

PLEDGE OF ALLEGIANCE - Yes

CALL TO ORDER: at 5:49 pm by Alderman Rob Roedel

Roll Call: Absent – Billingsley, Gladden, Mayor Dabbs, Sue Ashcraft.

Motion to have Rob Roedel to chair the council meeting made by Alderman Miller, seconded by Alderman Higginbotham. Voice vote: 6 yeas and 2 nays Absent Alderman Billings and Gladden. Passed

PUBLIC COMMENTS - None

OLD BUSINESS - None

NEW BUSINESS

Fire Department – Presenting: Representative from Baldwin&Shell and BCO+H Architects

Review and Approval of Fire Station Price Proposals and Alternative Designs.

Motion to take the bike trail out by Alderman Miller, seconded by Alderman Permenter. After discussion motion withdrawn by Alderman Miller.

Motion to table the Fire Station budget changes until the November 28, 2017 council meeting by – Alderman Miller, seconded by Alderman Permenter. Voice vote: 6 yeas and 2 nays Absent Alderman Billingsley and Gladden. Passed

Review Park Projects: Discussion Only

Motion to remove ALL new - additional items from each page provided by Baldwin & Shell - by Alderman Miller, seconded by Alderman Higginbotham. Voice vote: 6 yeas and 2 nays Absent Alderman Billings and Gladden. Passed

Motion by Alderman Henson to keep the Pour and Play Surface on the entire playground at boy & girls club at Bishop Park, seconded by Alderman Higginbotham. Voice vote: 6 yeas and 2 nays Absent Alderman Billings and Gladden. Passed.

Motion to place the staff building in the Grounds Maintenance Building by Alderman Higginbotham, seconded Alderman Billingsley. Voice vote: 6 yeas and 2 nays Absent Alderman Billingsley and Gladden. Passed.

MAYOR COMMENTS

NA

COUNCIL COMMENTS

Miller – Lots purchased in Midtown, asked staff attorney to review.

ADJOURNMENT

Motion to adjourn by Alderman Higginbotham, seconded by Alderman Miller. Voice vote – carried.
Passed TIME: 7:08

Mayor Dabbs

ATTEST

City Clerk Ashcraft

Bryant City Council
Regular Meeting
November 28, 2017
Boswell Municipal Complex-City Hall Courtroom

APPROVED MINUTES

- **INVOCATION** – By Alderman Billingsley
- **PLEDGE OF ALLEGIANCE** - Yes
- **CALL TO ORDER** – By Mayor Dabbs at 7 pm
- **ROLL CALL:** Absent – Alderman Henson
- **QUORUM PRESENT**

APPROVAL OF THE MINUTES

Approval of the Special Minutes on October 5th and 30th, by Alderman Scott, seconded by Alderman Gladded. Voice vote: 7 yeas and 1 nay – Alderman Henson. Passed.

Approval of the Regular Council meeting minutes for October 24, 2017 minutes by Alderman Scott, seconded by Alderman Billingsley. Voice vote: 7 yeas and 1 nay – Alderman Henson. Passed.

ANNOUNCEMENTS and PRESENTATIONS

Presentations

- Presenter: *Jerry Kopke, Communities Unlimited, Inc.*
- Present the Water & Wastewater Rate Analysis Study

Motion: Motion to move forward with construction in the amount of \$195,342 budget by Alderman Roedel, seconded by Alderman Gladden. Voice vote: 7 yeas and 1 nay – absent Alderman Henson. Passed.

Motion: Motion to move forward on Parks grounds buildings & Mills Park Rest Rooms by Alderman Higginbotham, seconded by Alderman Scott. Voice vote: 7 yeas and 1 nay – absent Alderman Henson. Passed.

COMMITTEE and COMMISSION REPORTS

- Alderman Miller – Reminder of Chambers Christmas Parade Dec. 5th at 5 pm.
- Mayor Dabbs – Reminder of Burn Band.

DEPARTMENT REPORTS

- Chris Treat – Lease update on Equipment, All Movers.
Motion: Motion to approve by Alderman Roedel, seconded by Alderman Miller.
Voice vote: 7 yeas and 1 nay – absent Alderman Henson. Passed
- Chief Jordan – Fire Band is on.
- Chief Jordan – In 2012 the Fire Department Rated a score ISO 80.93 Class 2. That's a National 50,000 Communities rated. In 2017 Bryant Fire Department was rated a score of 92.39 points. That is 11.5 points over the last 5 years. We are now Class ONE (1) rating. Top one fourth (1/4) percentage in the nation.

PUBLIC COMMENTS

NONE

OLD BUSINESS

Legal Department. Chris Madison Presenting

Ordinance- An Ordinance Establishing an Advertising and Promotion Commission for the City of Bryant, Arkansas; Levying a Gross Receipts Tax Pursuant to the Arkansas "Advertising and Promotion Commission Act," and for other Purposes.

Motion to read the second reading by title only by Alderman Gladden, seconded by Alderman Scott.
Voice vote: 7 yeas and 1 nay – absent Alderman Henson. Passed

RESOLUTION – A Resolution expressing the willingness of the City of Bryant to utilize Federal- Aid surface transportation attributable program funds. (Shobe at Bryant Parkway intersection).

Motion to approve for discussion by Alderman Gladden, seconded by Alderman Scott.
Voice vote: 7 yeas and 1 nay – absent Alderman Henson.

After discussion roll call vote for approval of Resolution Yeas – Alderman Scott, Alderman Gladden. Nays- Alderman Henson – absent, Alderman Billingsley, Alderman Higginbotham, Alderman Miller, Alderman Permenter, Alderman Roedel. **FAILED.**

NEW BUSINESS

Finance Presenter - Joy Black Finance Director

3. Presentation and Approval of the 2017 October Year to Date City Financial Report.

Motion to approve by Alderman Scott, seconded by Alderman Roedel. Voice vote: 7 yeas and 1 nay – absent Alderman Henson. **PASSED**

4. Resolution - A Resolution Providing for the Adoption of an Amended Budget for the City of Bryant for the twelve month period beginning January 1, 2017 and ending December 31, 2017.

Motion to approve by Alderman Scott, seconded by Alderman Gladden. Voice vote: 7 yeas and 1 nay – absent Alderman Henson. **RESOLUTION 2017-34 PASSED**

Code Enforcement Presenter: Jenceson Payte

Public Hearing - Clean up Lien

Open Public Hearing: Time: 8:19 pm

Hearing regarding claims or defenses related to properties listed in the attached Resolution.

Close Public Hearing: Time: 8:19 pm

Resolution- A Resolution approving expenses associated with property clean up under Ordinance 2012-30.

Motion to approve by Alderman Roedel, seconded by Alderman Higginbotham.

Voice vote: 7 yeas and 1 nay – absent Alderman Henson. **PASSED RESOLUTION 2017-35**

Fire Department Presenter: Chief JP Jordan

Ordinance to Waive Competitive Bidding for Fire Department to purchase Thermal Imaging Cameras.

Motion to suspend the rules and read the first, second and third reading by title only by Alderman Scott, seconded by Alderman Miller. Ordinance read by City Clerk Sue Ashcraft.

Motion to adopt by Alderman Roedel, seconded by Alderman Scott.

Roll call vote: 7 yeas and 1 nay – absent Alderman Henson. **PASSED. ORDINANCE 2017- 32**

Motion to approve the Emergency Clause by Alderman Roedel, seconded by Alderman Miller.

Roll call vote: 7 yeas and 1 nay – absent Alderman Henson. **PASSED.**

Parks and Recreation

Presenter Chris Treat, Parks Director; JP Jordan, Fire Chief; and Chris Madison, Legal Department

Resolution - Resolution Authorizing the Mayor to Execute Such Documents and Contracts as May be Necessary to Purchase Park Property from the Bryant Fire Department, such Property Located at Newly Acquired Springhill Fire Station, Such Property Being Located in the City of Bryant, Saline County, Arkansas; and for Other Purposes.

Motion to approve by Alderman Higginbotham, seconded by Alderman Miller.

Voice vote: 7 yeas and 1 nay – absent Alderman Henson. **PASSED RESOLUTION 2017 - 36**

Planning & Community Development Department –

Presenter: Assistant Planning Director Truett Smith

Ordinance - An Ordinance Amending the Comprehensive Zoning Ordinance of the City of Bryant to Rezone Certain Property from R-E to R-2. (*The Heights at Waverly on Boone Road*).

Motion to suspend the rules and read the first, second and third reading by title only by Alderman Miller, seconded by Alderman Permenter. Voice vote: 7 yeas and 1 nay – absent Alderman Henson. Ordinance read by City Clerk Sue Ashcraft.

Motion to adopt by Alderman Roedel, seconded by Alderman Higginbotham.
Roll call vote: 5 yeas and 3 nays – absent Alderman Henson, Alderman Billingsley, Alderman Gladden.
PASSED. ORDINANCE 2017- 33

Ordinance - An Ordinance Annexing *Benjamin Grove Phase 2 and 3* into the City of Bryant, Arkansas.

Motion to suspend the rule and read first, seconded and third reading by title only. Voice vote: 7 yeas and 1 nay – absent Alderman Henson. Passed. Ordinance read by City Clerk Sue Ashcraft.

Motion to adopt by Alderman Permenter, seconded by Alderman Roedel. Roll call vote: 7 yeas and 1 nay – absent Alderman Henson. Passed **ORDINANCE 2017-34**

Ordinance - An Ordinance Amending the Comprehensive Zoning Ordinance of the City of Bryant to Zone Certain Property to R-1.S which was Recently Annexed into the City of Bryant.

Motion to suspend the rules and read the first, second, and third reading by title only. Voice vote: 7 yeas and 1 nay- absent Alderman Henson. City Clerk Sue Ashcraft read the Ordinance by title only. Passed.

Motion to adopt by Alderman Roedel, seconded by Alderman Miller. Roll call vote: 7 yeas and 1 nay- absent Alderman Henson. Passed **ORDINANCE 2017 – 35**

Motion to suspend the rules and add an item to the agenda, seconded by Alderman Miller. 7 yeas and 1 nay- absent Alderman Henson. Passed. (Item to follow)

Public Works Presenter: Ted Taylor

Ordinance - An Ordinance Authorizing the City of Bryant Water Department to Sell Water to the City of Bryant Parks Department at Wholesale Rates.

Motion to suspend the rules and read by title only by Alderman Scott, seconded by Alderman Miller. Voice vote: 7 yeas and 1 nay – absent Alderman Henson. Passed. Ordinance read by Clerk Ashcraft.

Motion to adopt by Alderman Scott, seconded by Alderman Miller. Roll call vote: 7 yeas and 1 nay – absent Alderman Henson. Passed. **ORDINANCE 2017- 36**

Resolution - Resolution Authorizing the Mayor to Purchase Real Property Located Along and For Bryant Parkway and to Accept Such Warranty Deeds for Property Described in the Attached Contracts, Such Properties Being Located in the City of Bryant, Saline County, Arkansas; and for Other Purposes.

Motion to approve by Alderman Higginbotham, seconded by Alderman Billingsley. Voice vote: 7 yeas and 1 nay- absent Alderman Henson. Passed. **RESOLUTION 2017-37**

Discussion Only - The Public Works Department would like to propose an Amendment to the Master Street Plan and Specifications adopting Master Streets Lighting Standard.

Item added: (See area #10)

ORDINANCE: An Ordinance waiving Competitive Bidding Solicitation Requirements and Authorizing The Bryant Street Department To Enter Into An Agreement With Eagle Electric For The Installation Of Road Illumination At The New Bryant Parkway On/Off Ramp.

Motion to suspend the rules and read by title only by Alderman Billingsley, seconded by Alderman Miller. Voice vote: 7 yeas and 1 nay- Absent Alderman Henson. Passed. Read by Clerk Ashcraft.

Motion to Adopt by Alderman Higginbotham, seconded by Alderman Scott, Roll call vote: 7 yeas and 1 nay – absent Alderman Henson. Passed. **Ordinance 2017-37**

COUNCIL COMMENT

- Alderman Miller – Question to Staff Attorney Madison.
- Alderman Miller – Wants online sales tax passed.
- Alderman Higginbotham – Prayers for Alderman Henson.
- Alderman Higginbotham – Roundabout on North side.

MAYOR COMMENT

NONE

ADJOURNMENT

Motion to adjourn by Alderman Miller, seconded by Alderman Scott. Voice vote: 7 yeas and 1 nay – absent Alderman Henson. Passed. TIME: 9:01 pm (Recording 2:01:18)

Mayor Dabbs

ATTEST

City Clerk Sue Ashcraft

**Bryant city council
Regular meeting
December 19, 2017**

UNAPPROVED MINUTES

- **INVOCATION**
- **PLEDGE OF ALLEGIANCE**
- **CALL TO ORDER**
- **ROLL CALL – ALL PRESENT**
- **QUORUM PRESENT**

COMMITTEE and COMMISSION REPORTS

- Bob Joiner – Parks Committee Chairmen – Presentation on condition of parks, cost and A & P.

ANNOUNCEMENTS and PRESENTATIONS

- Shane Broadway & Mayor Dabbs Presentation – Alderman Jerry Henson was presented the Charles Broadway Award. Resolution - read.
- Presentation Presenter: Jerry Kopke, Communities Unlimited, Inc.
Water & Wastewater Rate Analysis Study

Presentation Approval: Motion to Approve the presentation by Alderman Roedel, seconded by Alderman Permenter. Voice vote: All yeas. Passed.

DEPARTMENT REPORTS

- Chris Madison – Opioid Utilization
- JP Jordan – Fire Chief - Update on Burn Ban
- Tricia Power - Animal Control

PUBLIC COMMENTS

- Derek Phillips – With the boys and Girls Club
- Ann Sanders – Human Society Director
- Mayor Dabbs – Update on the ongoing construction in Bryant.

OLD BUSINESS

Legal Department Chris Madison Presenting

Ordinance - an Ordinance Establishing an Advertising and Promotion Commission for the City of Bryant, Arkansas; Levying a Gross Receipts Tax Pursuant to the Arkansas "Advertising and Promotion Commission Act," and for other Purposes.

Motion to suspend the rules and read the third reading by title only by Alderman Gladden, seconded by Alderman Scott. Voice vote: 8 yeas, no nays, passed. Ordinance read by Mayor.

Motion to adopt by Alderman Henson, seconded by Alderman Gladden, Roll call vote: 6 yeas and 2 nays- Alderman Billingsley, Roedel. Passed. **ORDINANCE 2017-38**

NEW BUSINESS

Motion: Alderman Henson made a motion to have a legislative audit come into the city and audit the "IT" department. Alderman Gladden seconded, Voice vote: All yeas and NO nays. Passed. Mayor Dabbs will arrange the audit. There will be no cost to the city per Mayor Dabbs.

Discussion Only - Ordinance - An Ordinance to Waive Competitive Bidding Process for Dedicated Digital Fiber Connection and Service for the City of Bryant Network Service and For Other Purposes. (*Discussion Only - Finalizing Terms of Agreement*)

Motion to suspend the rule and move items 12-15 Parks Department to this point by Alderman Higginbotham, seconded by Alderman Roedel. No vote was taken.

Parks Department

Ordinance with Emergency Clause - An Ordinance Authorizing a Contract for Additional Services with the Boys' and Girls' Club of Bryant; Waiving Competitive Bidding; Declaring an Emergency; and for Other Purposes.

Motion to suspend the rules and read first, second and third reading by title only by Alderman Higginbotham, seconded by Alderman Miller. Voice vote: 8 yeas and NO nays. Passed. Ordinance read by Mayor Dabbs.

Motion to Adopt by Alderman Henson, seconded by Alderman Miller. Roll call vote: 8 yeas and NO nays. Passed. **ORDINANCE 2017-39**

Motion to Approve the Emergency Clause by Alderman Roedel, seconded by Alderman Higginbotham. Roll call vote: 8 yeas and NO nays. Passed.

Resolution - A Resolution Authorizing the Mayor to Execute a Program Agreement with the Bryant Youth Association Inc., D.B.A. Boys and Girls Club of Bryant, and for Other Purposes.

Motion to Approve by Alderman Higginbotham, seconded by Alderman Roedel. Voice vote: 8 Yeas and NO nays. Passed. **RESOLUTION 2017- 38**

Ordinance with Emergency Clause - An Ordinance Authorizing a Contract for Services with the Bryant Senior Adult Center Council; Waiving Competitive Bidding; Declaring an Emergency; and for Other Purposes.

Motion to suspend the rules and read first, second and third reading by title only by Alderman Higginbotham, seconded by Alderman Miller. Voice vote: 8 yeas and NO nays. Passed.
Ordinance read by Mayor Dabbs.

Motion to Adopt by Alderman Billingsley, seconded by Alderman Miller. Roll call vote: 8 yeas and NO nays. Passed. **ORDINANCE 2017- 40**

Motion to Approve the Emergency Clause by Alderman Miller, seconded by Alderman Permenter. Roll call vote: 8 yeas and NO nays. Passed.

Resolution - A Resolution Authorizing the Mayor to Execute a Program Agreement with the Central Arkansas Development Council, D.B.A. Bryant Senior Adult Center and for Other Purposes

Motion to Approve by Alderman Henson, seconded by Alderman Gladden. Voice vote: 8 yeas and NO nays. Passed. **RESOLUTION 2017- 39**

Finance Presenter- Joy Black Finance Director

Presentation and Approval of the 2017 November Year to Date City Financial Report.

Motion to Approve by Aldermen Henson, seconded by Alderman Scott. Voice vote: 8 yeas and NO nays. Passed.

Resolution - A Resolution Providing for the Adoption of an Amended Budget for the City of Bryant for the twelve month period beginning January 1, 2017 and ending December 31, 2017
REMOVED BY FINANCE DIRECTOR.

Resolution - A Resolution Providing for the Adoption of a Budget for the City of Bryant for the twelve month period beginning January 1, 2018 and ending December 31, 2018 .

Motion to Approve by Aldermen Henson, seconded by Alderman Roedel. Voice vote: 8 yeas and NO nays. Passed. **RESOLUTION 2017- 40**

Legal Department Chris Madison Presenting

Resolution - Resolution Establishing Procedures and Meeting Times for City Council 2018 Calendar Year.

Motion to Approve with the Amendment that the City Council meeting will begin at 6:30 p.m. by Alderman Permenter, seconded by Alderman Miller. Voice vote: 8 yeas and NO nays.
RESOLUTION 2017- 41

Resolution - A Resolution by the City of Bryant Supporting Federal and State Legislation to Ensure the Proper Assessment and Collection of Sales Tax from all Internet/Online Sales Thereby Creating a Fair and Free Market for All Businesses and Consumers Regardless of the Location of the Business

from Which the Purchase was Made. (*Requested by Arkansas Municipal League*)

Motion to Approve by Alderman Scott, seconded by Alderman Gladden. Voice vote: 8 yeas and NO nays. Passed. **RESOLUTION 2017- 42**

Resolution - Resolution Establishing and Stating a Code of Conduct for the City of Bryant City Council and Mayor with and by Affirmation. (*Requested by B.E. Higginbotham*)

Motion to Approve by Alderman Permenter, seconded by Alderman Gladden. Voice vote: 8 yeas and NO nays. Passed. **RESOLUTION 2017 - 43**

Resolution - A Resolution Authorizing the Mayor to Accept the Dedication of Certain Lands for Public Right of Way within the City of Bryant. (*Boswell Public Dedication to Saline County Library*)

Motion to Approve by Alderman Higginbotham, seconded by Alderman Billingsley. Voice vote: 8 yeas and NO nays. Passed. **RESOLUTION 2017 - 44**

Resolution - Resolution Authorizing the Mayor to Purchase Real Property Located Along and for Bryant Parkway and to Accept such Warranty Deeds for Property Described in the Attached Contracts, Such Properties Being Located in the City of Bryant, Saline County, Arkansas; and for Other Purposes.

Motion to Approve by Alderman Higginbotham, seconded by Alderman Gladden. Voice vote: 8 yeas and NO nays. Passed. **RESOLUTION 2017 - 45**

Ordinance - An Ordinance for the City of Bryant's Award and Recognition Programs, Specifically the Charles Broadway Community Excellence Award and the Dean Boswell Outstanding Achievement Award; and for Other Purposes. (***Discussion Only***)

Planning & Community Development Department Presenter: Truett Smith, Planning Director

Ordinance - An Ordinance Amending the Comprehensive Zoning Ordinance of the City of Bryant to Rezone Certain Property from R-E to R-2.

Motion to suspend the rules and read first, second and third reading by title only by Alderman Higginbotham, seconded by Alderman Henson. Voice vote: 8 yeas and NO nays. Passed. Ordinance read by Mayor Dabbs.

Motion to Adopt by Alderman Higginbotham, seconded by Alderman Miller. Roll call vote: 8 yeas and NO nays. Passed. **ORDINANCE 2017- 41**

Resolution - A Resolution Expressing the Willingness of the City of Bryant to Utilize Federal-Aid Transportation Alternatives Program Funds.

Motion to Approve by Alderman Scott, seconded by Alderman Permenter. Voice vote: 8 yeas and NO nays. Passed. **RESOLUTION 2017 - 46**

MAYOR COMMENTS

- Merry Christmas

COUNCIL COMMENTS

- NONE

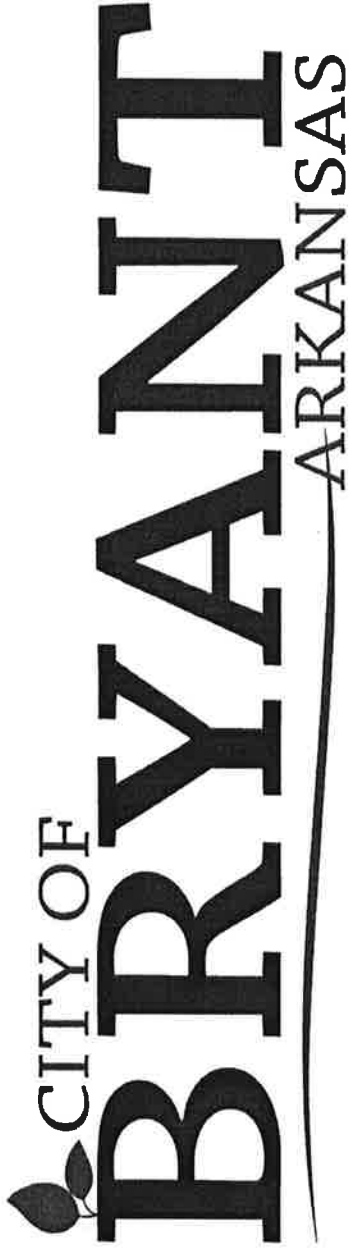
ADJOURNMENT

Motion to adjourn by Alderman Permenter, seconded by Alderman Gladden.
Voice vote: Carried. Passed. Time: 8:42 p.m.

Mayor Dabbs

ATTEST

City Clerk Sue Ashcraft



Financial Report

December 2017



General - Executive Summary Revenue & Expenditures

December 2017

Revenues:	Annual Budget	YTD Budget	January	February	March	April	May	June	July	August	September	October	November	December	Actual YTD Total	Favorable (Unfavorable) Variance	Annual Budget Remaining
General	13,078,463	13,078,463	1,060,684	992,579	1,013,662	1,066,723	1,129,803	963,303	861,761	1,225,888	989,249	1,007,532	1,296,497	1,157,902	12,805,592	(272,890)	272,890
Administration	5,065,750	5,065,750	413,210	395,153	385,554	411,911	489,493	472,003	426,546	394,979	400,180	418,488	551,208	424,056	5,182,320	97,070	(97,070)
PCD	7,000	7,000	-	624	25	275	756	39	-	5,088	1,059	693	2,185	(4,775)	5,969	(1,001)	1,001
Animal Control	450,000	450,000	36,477	37,645	37,107	37,232	37,223	38,403	36,864	37,957	38,195	36,697	36,702	37,866	452,386	2,366	(2,366)
Court	729,900	729,900	84,106	45,626	48,256	98,774	69,413	45,150	56,011	42,005	59,132	47,267	54,969	45,945	697,656	(32,244)	32,244
Parks	2,205,538	2,205,538	205,296	145,841	149,931	179,796	176,867	170,870	168,728	154,557	128,830	160,421	138,294	125,813	1,905,174	(300,363)	300,363
Fire	2,719,100	2,719,100	217,096	216,917	218,920	217,801	217,801	86,750	87,002	350,535	235,232	216,033	298,789	216,917	2,580,998	(138,102)	138,102
Police	1,557,500	1,557,500	88,317	118,530	141,613	95,034	116,143	114,639	81,487	208,402	96,408	99,088	162,824	257,280	1,573,766	16,288	(16,288)
Code	323,695	323,695	36,193	32,242	32,256	25,155	22,107	35,448	23,101	32,365	30,184	30,845	51,535	54,761	406,793	83,098	(83,098)
Total Revenues	13,078,463	13,078,463	1,060,684	992,579	1,013,662	1,066,723	1,129,803	963,303	861,761	1,225,888	989,249	1,007,532	1,296,497	1,157,902	12,805,592	(272,890)	272,890
Expenditures:																	
General	13,627,573	13,627,573	962,373	1,047,165	1,007,575	878,645	925,449	1,342,622	1,004,955	884,762	947,795	1,074,778	890,062	1,665,950	12,806,582	895,441	895,441
Administration	1,103,159	1,103,159	41,913	66,794	37,966	58,800	64,675	76,138	66,565	51,341	79,195	123,472	51,168	190,677	992,104	121,056	121,056
PCD	362,143	362,143	24,655	10,031	39,073	10,061	16,139	16,139	8,409	7,948	10,125	25,500	25,500	40,609	227,075	135,068	135,068
Animal Control	465,882	465,882	24,925	28,344	26,610	22,311	25,349	28,551	30,035	32,310	33,876	101,895	30,210	39,819	424,232	41,650	41,650
Court	429,285	429,285	30,386	26,294	25,165	27,717	30,331	41,775	32,574	31,125	31,862	31,144	27,259	49,013	384,645	44,640	44,640
Parks	2,595,511	2,595,511	151,866	166,346	218,165	173,883	153,274	255,263	194,626	178,487	160,820	241,421	171,891	363,637	2,433,680	161,830	161,830
Fire	3,839,081	3,839,081	321,546	304,928	266,065	252,917	256,331	400,567	266,406	237,292	260,483	235,308	246,889	438,489	3,489,241	349,840	349,840
Police	4,496,262	4,496,262	364,983	415,815	319,906	305,960	356,396	489,530	346,260	318,551	342,197	305,338	297,217	503,733	4,365,876	120,386	120,386
Code	346,250	346,250	22,099	24,613	25,206	24,985	25,891	34,659	26,627	25,798	31,413	26,074	27,890	39,974	335,279	10,971	10,971
Total Expenditures	13,627,573	13,627,573	962,373	1,047,165	1,007,575	878,645	925,449	1,342,622	1,004,955	884,762	947,795	1,074,778	890,062	1,665,950	12,842,132	895,441	895,441
Excess (Deficit) of Revenues over Expenditures	(549,090)	(549,090)	98,321	(54,587)	6,087	188,078	204,354	(379,319)	(123,195)	341,126	41,455	(67,246)	416,434	(508,046)	163,460		

Street - Executive Summary Revenue & Expenditures

Revenues:	Annual Budget	YTD Budget	January	February	March	April	May	June	July	August	September	October	November	December	Actual YTD Total	Favorable (Unfavorable) Variance	Annual Budget Remaining
Street	2,836,718	2,836,718	213,268	279,044	196,596	228,020	388,567	275,690	217,030	211,293	277,842	234,550	345,012	232,673	3,099,684	262,966	(262,966)
Total Revenues	2,836,718	2,836,718	213,268	279,044	196,596	228,020	388,567	275,690	217,030	211,293	277,842	234,550	345,012	232,673	3,099,684	262,966	(262,966)
Expenditures:																	
Street	5,061,368	5,061,368	123,966	165,277	333,776	394,445	316,905	147,062	363,109	(37,035)	229,557	216,813	151,755	337,786	2,763,416	2,297,953	2,297,953
Total Expenditures	5,061,368	5,061,368	123,966	165,277	333,776	394,445	316,905	147,062	363,109	(37,035)	229,557	216,813	151,755	337,786	2,763,416	2,297,953	2,297,953
Excess (Deficit) of Revenues over Expenditures	(2,224,650)	(2,224,650)	89,302	93,768	(137,180)	(166,426)	71,662	128,628	(146,079)	248,328	48,285	17,737	193,257	(105,113)	336,268		



Water/Wastewater - Executive Summary Revenue & Expenditures

December 2017

Revenues:	Annual Budget	YTD Budget	December 2017												YTD Favorable (Unfavorable) Variance	Annual Budget Remaining	
			January	February	March	April	May	June	July	August	September	October	November	December			Actual YTD Total
R50 Sales of Services	8,029,539	8,029,539	648,887	535,369	628,815	616,533	626,250	683,403	727,580	671,046	699,595	730,184	704,673	695,440	7,967,773	(61,766)	61,766
R60 Miscellaneous Rev	125,500	125,500	15,018	3,386	10,442	19,100	45,575	3,404	12,296	(10,328)	7,049	12,818	27,081	10,257	156,098	30,598	(30,598)
R62 Intergovernmental	8,405,000	8,405,000	1,100,053	500,052	600,052	600,052	600,053	600,054	600,054	700,052	700,052	1,400,052	350,052	1,378,350	9,728,929	1,323,929	(1,323,929)
R66 Sale of Equipment	10,000	10,000	0	0	0	0	0	0	0	0	0	0	10,436	(11)	10,424	424	(424)
Total Revenues	16,570,039	16,570,039	1,763,958	1,038,807	1,239,309	1,235,685	1,871,879	1,286,860	1,339,930	1,346,770	1,406,696	2,143,055	1,092,241	2,084,035	17,863,225	1,293,186	(1,293,186)
Expenditures:																	
E01 Personnel Cost	1,709,412	1,709,412	130,125	119,201	120,323	129,208	127,043	154,210	125,385	121,375	125,697	130,369	127,822	180,540	1,591,299	118,113	118,113
E10 Building & Ground Exp	428,200	428,200	29,036	31,300	32,255	32,116	29,703	34,520	32,320	31,471	32,988	54,660	32,523	36,109	409,001	19,199	19,199
E20 Vehicle Expense	133,500	133,500	2,551	18,290	11,949	10,877	9,709	11,186	6,402	13,348	4,075	12,096	15,952	13,498	129,933	3,567	3,567
E30 Supply Expense	1,731,800	1,731,800	103,848	106,192	123,487	153,454	128,228	161,548	158,533	128,501	125,500	162,216	143,145	221,746	1,716,397	15,403	15,403
E40 Operations Expense	785,600	785,600	36,053	33,042	24,985	30,864	27,700	31,916	143,306	58,438	35,715	86,478	17,158	(57,400)	468,254	317,346	317,346
E55 Professional Services	148,220	148,220	1,523	1,985	12,950	12,435	2,697	3,312	212	4,584	14,231	24,641	3,870	9,144	91,585	56,635	56,635
E60 Miscellaneous	182,895	182,895	24	18,757	810	5,177	2,119	1,334	22,755	19,128	21,411	9,375	1,572	74,191	176,653	6,242	6,242
E62 Intergovernmental	9,695,000	9,695,000	1,214,313	615,056	701,507	710,508	1,318,742	721,736	730,113	796,023	830,242	1,459,713	515,028	1,494,338	11,107,319	(1,412,319)	(1,412,319)
E64 Reimbursement	0	0	0	0	0	0	0	0	0	0	0	0	0	0	0	0	0
E72 Bond Expense	813,250	813,250	49,419	49,419	49,419	49,419	50,148	31,256	72,059	72,059	106,621	50,148	50,888	82,721	641,517	171,733	171,733
E80 Fixed Assets	6,826,000	6,826,000	45,178	160,976	246,194	582,049	114,516	312,564	5,606	516,084	468,163	80,581	120,941	1,567,093	4,219,947	2,606,354	2,606,354
E85 Interest Expense	535,478	535,478	33,120	33,120	33,120	36,360	32,976	4,764	47,489	47,489	87,759	32,976	32,299	43,873	417,855	117,623	117,623
Total Expenditures	22,989,655	22,989,655	1,645,190	1,187,539	1,356,998	1,752,467	1,843,582	1,468,346	1,224,633	1,806,501	1,852,401	2,103,254	1,061,198	3,065,851	20,969,760	2,019,895	2,019,895
Excess (Deficit) of Revenues over Expenditures	(6,419,616)	(6,419,616)	118,769	(148,532)	(117,689)	(516,782)	28,297	(181,487)	115,297	(447,731)	(445,705)	39,802	31,043	(1,581,816)	(3,106,536)		
Rev over Exp w/out Fixed Assets	406,684	406,684	163,947	12,444	128,504	65,266	142,814	131,078	120,904	68,352	22,458	120,383	151,984	(14,723)	1,113,411	6%	-1%
%	2%	2%	9%	1%	10%	5%	7.63%	10%	9%	5%	2%	6%	14%	-1%	6%		

City Sales & Use Tax (Three Cent Sales Tax)

	January	February	March	April	May	June	July	August	September	October	November	December	YTD Total
2013	930,471	1,087,258	866,467	922,534	1,006,764	964,906	983,742	985,949	898,138	958,546	927,035	888,383	11,420,192
2014	963,538	1,021,873	808,370	903,239	1,033,766	894,179	1,006,970	963,548	950,648	971,548	976,553	954,234	11,448,466
2015	901,561	1,162,729	817,653	956,557	1,103,469	1,043,758	1,098,929	1,118,196	1,075,314	1,120,300	1,074,631	1,012,371	12,485,468
2016	1,002,072	1,202,594	885,470	976,896	1,135,189	920,742	1,072,236	1,068,443	1,097,107	1,084,466	1,089,853	1,035,963	12,571,031
2017	1,047,642	1,291,007	966,327	987,020	1,129,225	1,051,411	1,166,069	1,105,701	1,088,135	1,111,557	1,088,240	1,018,661	13,050,995
Difference	45,571	88,413	80,857	10,124	(5,964)	130,669	93,833	37,258	(8,972)	27,092	(1,614)	(17,302)	479,964
	5%	7%	9%	1%	-1%	14%	9%	3%	-1%	2%	0%	-2%	4%

The chart below shows how the 3% sales tax above is allocated for 2017.

1% GF	349,214	430,336	322,109	329,007	376,408	350,470	388,690	368,567	362,712	370,519	362,747	339,554	4,350,332
1/8 Parks	43,652	53,792	40,264	41,126	47,051	43,809	48,586	46,071	45,339	46,315	45,343	42,444	543,791
3/8 Fire	130,955	161,376	120,791	123,378	141,153	131,426	145,759	138,213	136,017	138,945	136,030	127,333	1,631,374
4/8 Bond	174,607	215,168	161,055	164,503	188,204	175,235	194,345	184,283	181,356	185,260	181,373	169,777	2,175,166
Animal 10%	34,921	43,034	32,211	32,901	37,641	35,047	38,869	36,857	36,271	37,052	36,275	33,955	435,033
Parks 10%	34,921	43,034	32,211	32,901	37,641	35,047	38,869	36,857	36,271	37,052	36,275	33,955	435,033
Fire 25%	87,304	107,584	80,527	82,252	94,102	87,618	97,172	92,142	90,678	92,630	90,687	84,888	1,087,583
Police 25%	87,304	107,584	80,527	82,252	94,102	87,618	97,172	92,142	90,678	92,630	90,687	84,888	1,087,583
Street 30%	104,764	129,101	96,633	98,702	112,923	105,141	116,607	110,570	108,814	111,156	108,824	101,866	1,305,100
Total	1,047,642	1,291,007	966,327	987,020	1,129,225	1,051,411	1,166,069	1,105,701	1,088,135	1,111,557	1,088,240	1,018,661	13,050,995

Divided by 3	349,214	430,336	322,109	329,007	376,408	350,470	388,690	368,567	362,712	370,519	362,747	339,554	4,350,332
--------------	---------	---------	---------	---------	---------	---------	---------	---------	---------	---------	---------	---------	-----------



Cash Reserves

December 2017

Reviewed 3.2.16

120 days cash = \$4M

Funds:	Operating Acct	Days
001	4,406,282	132
002	1,522,449	46
003	1,184,372	36
005	1,074,097	32
020	24,309	1
045	115,122	3
050	2,988	0
055	60,199	2
060	1,604	0
	8,391,422	252
	(128,481)	-4
	(116,808)	-4
	8,146,133	244

Bond Obligated

Springhill Fire Department
Emergency Telephone Service

Street	Operating Acct	Capital	Stormwater: \$500,000 - \$430K Projects
Funds:	1,712,579		\$70 Vehicles
080	892,811		\$285K Equipment
005	2,605,390	334	\$722 Infrastructure
	2,748,000	Watch Carefully	\$1,241 Projects
			\$841K Alcoa
			\$400K Heart of Bryant

Springhill Fire Department Summary

Beginning Balance (as of January 1, 2017)	\$ 126,161
2017 Revenue (Act 001-0510-4152)	\$ 56,875
2017 Expenses (Act 001-0510-5XXX all)	\$ 54,555
Current Balance as of this report ending date	\$ 128,481

Emergency Telephone Service

Beginning Balance (as of January 1, 2017)	\$ 107,474
2017 Revenue (Act 001-0610-4650)	\$ 78,698
2017 Expenses (Act 001-0610-5650)	\$ 69,364
Current Balance as of this report ending date	\$ 116,808

Designated Tax Fund Summary

Administration	\$ 246
Animal Control	\$ 179,474
Parks	\$ 63,495
Fire	\$ 308,889
Police	\$ 521,994
Street	\$ 892,811
Total	\$ 1,966,908

NOTE: At the end of 2017 \$4434.68 is still showing in the encumbrance column of the report.
Fund 001 \$5378.66 - \$5863.20 pg. 15 Parks
Fund 080 \$1.48
Fund 510 (\$945.46)
These Pos are closed. This is a timing issue with batches in Accela/Springbrook our General Ledger software.



Water .Wastewater Cash Reserves

December 2017

Reviewed 10/19/16
120 days cash = \$2.3M

Funds:

	Revenue Fund	
500	4,531,199	
510	(196,934)	*outstanding checks, funded now via tran
	<u>4,334,265</u>	<u>226</u>

Reserved - Fixed Assets Vehicles	510-0900-5808	98,500	2	Spent 93740
Reserved - Fixed Assets Infrastructure	510-0900-5816	1,543,829	34	Spent 1,317,692
Reserved - Fixed Assets Equipment	510-0900-5821	130,000	3	Spent 87,533
Reserved - Fixed Assets DeGray Agreeen	510-0900-5822	96,800	2	Spent 96,739
Reserved - Fixed Assets Vehicles	510-0950-5808	152,239	3	Spent 147,095
Reserved - Fixed Assets Equipment	510-0950-5810	329,761	7	Spent 277,308
Reserved - Fixed Assets Infrastructure	510-0950-5816	1,902,000	42	Spent 681,787
Reserved - Dewatering Facility	510-0950-5819	2,573,000	57	Spent 2,609,607
		<u>6,826,129</u>	<u>152</u>	

Difference 74

	001	002	003	005	010	020	030	031	045	050	051	055	060	061	062	066	068
	General Fund	Sales Tax Fund	Franchise Fees	Designated Tax Fund	Electronic Fund	Animal Control Donation	Act 1256 of 1995	Act 1809 of 2001	Park 1/8 Sales Tax O&M	Fire Donation	Act 833 of 1991	Fire 3/8 Sales Tax	Police Donation	Act 918 of 1983	Act 988 of 1991	Federal Drug Control	State Drug Control
REVENUE																	
Taxes - Sales	3,363	339,554		339,554					42,444			127,333					
Taxes - Property	64,112																
Licenses Permits & Fees	36,890																
Membership Fees	23,324																
Rental Fees	6,377																
Park Program Fees	5,785																
Fines & Forfeitures	44,009																
Sales of Services	5,690		100,491					2,834						1,343	899		
Miscellaneous Rev	51,137																
Intergovernmental	776,229																
Reimbursement	134,347																
Sale of Equipment										500							
Donation Revenue																	
Grant Revenue																	
Bond Revenue																	
Sponsorships	6,467																
Interest Revenue	172	60	46	78		1		3	5	0	1	3	0	1	1	0	1
Total Revenue	1,157,902	339,614	100,537	339,632	0	1	26,126	2,836	42,449	500	1	127,335	0	1,344	900	0	1
Expense																	
Personnel Cost	1,033,173																
Building & Ground Exp	195,365						395										
Vehicle Expense	97,524																
Supply Expense	31,071																
Operations Expense	17,102										2,056						
Professional Services	57,351																
Miscellaneous	173,737							5,121									
Intergovernmental									43,417						130,167		
Reimbursement																	
Contract/Don Expense										1,480							
Grant Expense																	
Bond Expense																	
Fixed Assets	58,508																
Interest Expense	2,119																
Construction Projects																	
Total Expense	1,665,951	322,750	90,599	347,000	0	0	26,126	5,121	43,417	1,480	2,056	144,825	0	0	0	0	0
Change in Fund	(508,048)	16,864	9,938	(7,368)		1	0	(2,284)	(968)	(980)	(2,055)	(17,489)	0	1,344	900	0	1
Balance/Net Position	4,914,331	1,505,585	1,174,434	1,972,276	67	(870)	2	73,289	116,090	3,968	36,659	77,688	1,604	30,928	15,512	2,344	13,575
Ending Fund	4,406,282	1,522,449	1,184,372	1,964,908	67	(869)	2	71,005	115,122	2,988	34,604	60,199	1,604	32,272	16,412	2,345	13,575
End Bank Bal	4,783,848	1,522,448	1,184,371	1,964,908	361,723	24,309	1	76,125	115,120	4,190	34,602	60,198	1,603	32,271	16,412	2,344	13,575
OutStand Checks	178,308				368,476			2,011									
Dep in Transit	(3,844)																
GL on Bank Recon	4,609,384	1,522,448	1,184,371	1,964,908	(6,753)	24,309	1	74,114	115,120	4,190	34,602	60,198	1,603	32,271	16,412	2,344	13,575
Other Bal Sheet Items	203,102	(1)	(1)	1	(6,821)	25,179	(1)	3,110	(3)	1,201	(2)	(0)	(0)	(0)	(0)	(0)	0

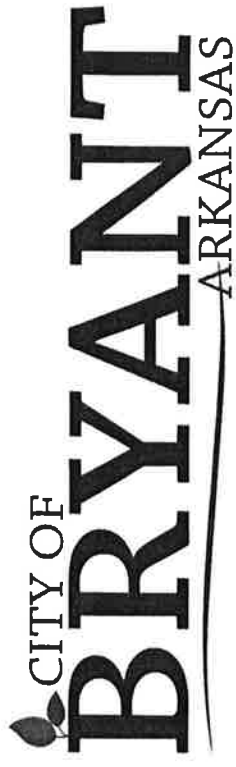
	080	110	113	114	147	157	185	186	187	188	500	510	515	525	535
	Street Fund	Special Redemp Fund	Debt Service Reserve	Bond Fund	Park&Rec Const Fund	Fire Const Fund	Street Bond 2016 DS	Street Bond 2016 DSR	Stre Const Fund	Street Bond 2016 Construction	Revenue Water	Water Operating	Stormwater Utility	Depreciation WW	Sub-Div Impact
REVENUE															
Taxes - Sales	28,820														
Taxes - Property	98,414														
Licenses Permits & Fees															
Membership Fees															
Rental Fees															
Park Program Fees															
Fines & Forfeitures															
Sales of Services															
Miscellaneous Rev	1,200										695,440				
Intergovernmental	104,167	583					55,836				10,257				
Reimbursement											3,350				
Sale of Equipment															
Donation Revenue															
Grant Revenue															
Bond Revenue															
Sponsorships															
Interest Revenue				169,777											
Total Revenue	232,673	984	583	170,585	3,255	3,545	56,104	261	11,591	30	709,046	1,374,989	58,801	38,389	3,301
Expense															
Personnel Cost	93,297														
Building & Ground Exp	7,549														
Vehicle Expense	13,585														
Supply Expense	22,718														
Operations Expense	18,753														
Professional Services	25,215														
Miscellaneous	18,099														
Intergovernmental															
Reimbursement															
Contract/Don Expense								2,300							
Grant Expense															
Bond Expense		510,000													
Fixed Assets	138,570														
Interest Expense															
Construction Projects															
Total Expense	337,786	510,000	583	1,059,378	(61)	0	83	2,300	0	0	1,460,837	2,205,014	67,756	0	0
Change in Fund Balance/Net Position	(105,113)	(509,016)	0	(888,793)	3,316	3,545	56,020	(2,038)	11,591	30	(751,791)	(830,025)	(8,955)	38,389	3,301
Beginning Fund Balance/Net Position	1,817,692	510,913	742,409	1,154,857	4,146,377	4,494,546	377,621	326,835	14,762,858	37,015	5,282,990	633,091	38,572	1,244,532	16,115
Ending Fund Balance/Net Position	1,712,579	1,897	742,409	266,064	4,149,693	4,498,090	433,641	324,797	14,774,449	37,045	4,531,199	(196,934)	29,617	1,282,921	19,415
Outstand Checks	1,875,661	1,897	742,409	266,064	4,149,693	4,498,090	433,642	324,797	14,774,449	37,045	4,171,924	296,994	59,043	1,282,921	19,415
Dep in Transit	66,613										14,495	105,598	29,427		
GL on Bank Recon	1,809,048	1,897	742,409	266,064	4,149,693	4,498,090	433,642	324,797	14,774,449	37,045	(60,539)	(94,180)	29,617	1,282,921	19,415
Other Bal Sheet Items	96,469	0	0	0	0	0	0	(0)	(0)	(0)	(313,231)	482,510	0	(0)	(0)

	550	555	560	600	601	602	604	605	606	Totals
	Impact Water	Impact WW	Salem Royalty	W/WW Bond 2008A DS	W/WW Bond 2008A DSR	W/WW Ref Rev Bds 2017, COI Fd	W/WW Ref Rev Bds 2017, COI Fd	W/WW Bond 2008B DSR	W/WW Ref Rev Bds 2017 DSR	
REVENUE										
Taxes - Sales										881,066.66
Taxes - Property										162,525.61
Licenses Permits & Fees										36,890.04
Membership Fees										23,324.34
Rental Fees										6,377.38
Park Program Fees										5,785.40
Fines & Forfeitures										75,210.06
Sales of Services										801,620.68
Miscellaneous Rev		11,000	102				5,252,687		262,250	7,949,439.92
Intergovernmental	7,798									62,594.05
Reimbursement										134,347.40
Sale of Equipment										(11.25)
Donation Revenue										500.00
Grant Revenue				4,908,046		39,168				0.00
Bond Revenue										5,116,991.34
Sponsorships										6,467.00
Interest Revenue	13	13	2	329					9	21,602.01
Total Revenue	7,811	11,013	103	4,908,376	0	39,168	5,252,687	0	262,259	15,284,730.64
Expense										
Personnel Cost										1,307,404.46
Building & Ground Exp										239,022.91
Vehicle Expense										124,606.49
Supply Expense										275,534.46
Operations Expense										6,241.92
Professional Services										91,710.32
Miscellaneous							5,205,539			271,148.16
Intergovernmental										7,636,691.60
Reimbursement										0.00
Contract/Don Expense										1,480.19
Grant Expense						10,668				0.00
Bond Expense				5,850,920			167			7,513,937.84
Fixed Assets										1,846,498.05
Interest Expense										46,079.12
Construction Projects										(60.71)
Total Expense	0	0	0	5,850,920	0	10,668	5,205,705	0	0	19,360,294.81
Change in Fund										
Balance/Net Position	7,811	11,013	103	(942,545)	0	28,500	46,982	0	262,259	(4,075,564.17)
Beginning Fund	314,343	311,026	43,171	942,545	(0)	0	0	0	0	47,134,989.84
Ending Fund	322,153	322,039	43,274	1	(0)	28,500	46,982	0	262,259	43,059,425.67
End Bank Bal	322,154	322,039	43,275	0	0	28,500	46,982	0	262,259	44,157,300.92
Outstand Checks										764,928.03
Dep in Transit										(158,563.20)
GL on Bank Recon	322,154	322,039	43,275	0	0	28,500	46,982	0	262,259	43,550,936.09
Other Bal Sheet Items	0	0	1	(1)	0	0	0	(0)	0	491,510

General Ledger

Budget Status

User: jblack
 Printed: 1/23/2018 - 2:23 PM
 Period: 12, 2017



Account Number	Description	Budget Amount	Period Amount	YTD Amount	YTD Var	Encumbered Amount	Available	% Available
Fund 001	General Fund							
Dept 001-0000								
R66								
001-0000-4900	Sale of Equipment	0.00	0.00	-850.00	850.00	0.00	850.00	0.00
	Sale of Fixed Assets	0.00	0.00	-850.00	850.00	0.00	850.00	0.00
	R66 Sub Totals:							
	Revenue Sub Totals:							
E80	Fixed Assets							
001-0000-5898	Fix Asset Contra Act	0.00	0.00	0.00	0.00	0.00	850.00	0.00
	E80 Sub Totals:							
	Expense Sub Totals:							
	Dept 0000 Sub Totals:	0.00	0.00	850.00	-850.00	0.00		
Dept 001-0100	Administration							
R15	Taxes - Property							
001-0100-4150	State Turnback	266,000.00	18,165.16	264,717.52	1,282.48	0.00	1,282.48	0.48
001-0100-4151	Saline County Treas - Turnback	500,000.00	45,946.47	593,949.02	-93,949.02	0.00	-93,949.02	0.00
	R15 Sub Totals:	766,000.00	64,111.63	858,666.54	-92,666.54	0.00	-92,666.54	0.00
R60	Miscellaneous Revenue							
001-0100-4600	Miscellaneous Revenue	1,000.00	0.00	5,213.02	-4,213.02	0.00	-4,213.02	0.00
	R60 Sub Totals:	1,000.00	0.00	5,213.02	-4,213.02	0.00	-4,213.02	0.00
R62	Intergovernmental Tsfrs							
001-0100-4627	Xfer from Sales Tax	3,873,000.00	322,750.00	3,873,000.00	0.00	0.00	0.00	0.00
001-0100-4628	Xfer Franchise Tax Fd 21	0.00	0.00	0.00	0.00	0.00	0.00	0.00
001-0100-4629	Xfer Franchise Tax Fd21	444,750.00	37,062.50	444,750.00	0.00	0.00	0.00	0.00
	R62 Sub Totals:	4,317,750.00	359,812.50	4,317,750.00	0.00	0.00	0.00	0.00
R85	Interest Revenue							
001-0100-4850	Interest Revenue	1,000.00	171.85	2,040.76	-1,040.76	0.00	-1,040.76	0.00

Account Number	Description	Budget Amount	Period Amount	YTD Amount	YTD Var	Encumbered Amount	Available	% Available
R85 Sub Totals:		1,000.00	171.85	2,040.76	-1,040.76	0.00	-1,040.76	0.00
Revenue Sub Totals:		5,085,750.00	424,095.98	5,183,670.32	-97,920.32	0.00	-97,920.32	0.00
E01	Personnel Expense							
001-0100-5000	Salary Expense	526,944.72	62,631.04	522,494.31	4,450.41	0.00	4,450.41	0.84
001-0100-5001	Elected Off. 2009-24,2011-27	206,263.04	21,087.78	206,383.16	-120.12	0.00	-120.12	0.00
001-0100-5005	SWB Reimbursement	-545,000.00	-45,416.65	-544,999.80	-0.20	0.00	-0.20	0.00
001-0100-5010	Overtime Expense	4,800.00	676.17	3,452.92	1,347.08	0.00	1,347.08	28.06
001-0100-5020	FICA Expense	61,342.91	6,365.77	54,852.18	6,490.73	0.00	6,490.73	10.58
001-0100-5022	Unemployment Expense	1,878.00	0.00	1,873.72	4.28	0.00	4.28	0.23
001-0100-5025	Worker's Comp Expense	2,000.00	0.00	1,998.37	1.63	0.00	1.63	0.08
001-0100-5030	APERS Expense	108,290.12	11,656.59	96,925.33	11,364.79	0.00	11,364.79	10.49
001-0100-5038	Pension Expense	2,180.00	179.37	2,152.44	27.56	0.00	27.56	1.26
001-0100-5040	Health Insurance Expense	104,774.40	7,114.81	92,463.66	12,310.74	0.00	12,310.74	11.75
001-0100-5042	Employee Assistance Program	4,500.00	375.00	4,500.00	0.00	0.00	0.00	0.00
001-0100-5050	Physical & Drug Screen Exp	600.00	35.00	385.00	215.00	0.00	215.00	35.83
001-0100-5054	BYOD - Admin	1,375.00	125.00	1,450.00	-75.00	0.00	-75.00	0.00
001-0100-5055	Uniform Expense	400.00	0.00	95.85	304.15	0.00	304.15	76.04
001-0100-5057	Vehicle Allowance	6,000.00	692.28	5,999.76	0.24	0.00	0.24	0.00
001-0100-5060	Travel & Training Expense	15,100.00	1,130.17	15,984.30	-884.30	0.00	-884.30	0.00
001-0100-5061	Training Aids	500.00	0.00	0.00	500.00	0.00	500.00	100.00
001-0100-5062	Travel & Training - Mayor	8,300.00	511.64	8,606.99	-306.99	0.00	-306.99	0.00
001-0100-5063	Travel & Training - City Clerk	3,000.00	0.00	150.00	2,850.00	0.00	2,850.00	95.00
001-0100-5065	First Aid Expense	900.00	0.00	0.00	900.00	0.00	900.00	100.00
E01 Sub Totals:		514,148.19	67,163.97	474,768.19	39,380.00	0.00	39,380.00	7.66
E10	Building & Grounds Exp							
001-0100-5102	Repairs & Maint - Building	39,830.00	8,324.39	36,469.22	3,360.78	-230.69	3,591.47	9.02
001-0100-5104	Repairs & Maint - Grounds	5,500.00	63.20	5,408.31	91.69	0.00	91.69	1.67
001-0100-5110	Utilities - Electric	8,400.00	336.64	5,076.03	3,323.97	0.00	3,323.97	39.57
001-0100-5111	Utilities - Gas	1,000.00	52.85	564.44	435.56	0.00	435.56	43.56
001-0100-5112	Utilities - Water	750.00	55.47	928.54	-178.54	0.00	-178.54	0.00
001-0100-5115	CommExp-Intenet, Cable, Landli	14,010.00	1,152.20	13,831.57	178.43	0.00	178.43	1.27
001-0100-5116	Communication Exp - Cellular	6,500.00	1,415.74	7,141.86	-641.86	0.00	-641.86	0.00
001-0100-5117	Communication Exp - Cellular	0.00	0.00	0.00	0.00	0.00	0.00	0.00
001-0100-5120	Insurance - Property	1,500.00	0.00	1,382.40	117.60	0.00	117.60	7.84
001-0100-5130	Sanitation	1,080.00	86.24	995.41	84.59	0.00	84.59	7.83
001-0100-5142	Janitorial Supplies and Main	5,060.00	1,426.88	4,063.74	996.26	0.00	996.26	19.69
001-0100-5145	Tools	1,000.00	0.00	472.68	527.32	0.00	527.32	52.73
E10 Sub Totals:		84,630.00	12,913.61	76,334.20	8,295.80	-230.69	8,526.49	10.08

Account Number	Description	Budget Amount	Period Amount	YTD Amount	YTD Var	Encumbered Amount	Available	% Available
E20	Vehicle Expense							
001-0100-5200	Fuel Expense	1,500.00	35.93	1,301.74	198.26	0.00	198.26	13.22
001-0100-5210	Service & Repair - Vehicle	0.00	0.00	0.00	0.00	0.00	0.00	0.00
001-0100-5212	Service & Repair - Equipment	1,000.00	36.89	81.98	918.02	0.00	918.02	91.80
001-0100-5213	Equipment Repairs	0.00	-36.89	0.00	0.00	0.00	0.00	0.00
001-0100-5225	Insurance Expense - Vehicle	925.00	0.00	467.50	457.50	0.00	457.50	49.46
	E20 Sub Totals:	3,425.00	35.93	1,851.22	1,573.78	0.00	1,573.78	45.95
E30	Supply Expense							
001-0100-5300	Supplies - Office	4,500.00	1,240.60	5,098.57	-598.57	0.00	-598.57	0.00
001-0100-5334	Supplies - Volunteer	2,000.00	0.00	85.38	1,914.62	0.00	1,914.62	95.73
001-0100-5350	Postage Expense	3,000.00	645.69	1,786.53	1,213.47	0.00	1,213.47	40.45
	E30 Sub Totals:	9,500.00	1,886.29	6,970.48	2,529.52	0.00	2,529.52	26.63
E40	Operations Expense							
001-0100-5480	Dues & Subscriptions	27,500.00	103.98	43,130.09	-15,630.09	0.00	-15,630.09	0.00
001-0100-5481	Municipal/Metro Dues-Admin	20,000.00	0.00	0.00	20,000.00	0.00	20,000.00	100.00
001-0100-5505	Mayor's Expense	3,000.00	-141.92	3,181.43	-181.43	0.00	-181.43	0.00
001-0100-5506	City Clerk Expense	6,000.00	0.00	4,085.83	1,914.17	0.00	1,914.17	31.90
001-0100-5510	Meeting Expense	500.00	0.00	0.00	500.00	0.00	500.00	100.00
	E40 Sub Totals:	57,000.00	-37.94	50,397.35	6,602.65	0.00	6,602.65	11.58
E55	Professional Services							
001-0100-5515	Special Elec or Permit Fee Exp	0.00	0.00	0.00	0.00	0.00	0.00	0.00
001-0100-5550	Prof Services - Acctg & Audit	10,460.00	0.00	10,460.00	0.00	0.00	0.00	0.00
001-0100-5553	Prof Services - Advertising	7,500.00	1,328.50	5,915.55	1,584.45	0.00	1,584.45	21.13
001-0100-5583	Prof Services - Legal	23,700.00	3,080.87	25,631.57	-1,931.57	0.00	-1,931.57	0.00
001-0100-5586	Prof Services - Other	22,826.00	6,286.00	21,958.00	868.00	0.00	868.00	3.80
001-0100-5588	Prof Services - Legal Notices	5,000.00	501.80	501.80	4,498.20	0.00	4,498.20	89.96
001-0100-5589	Prof Services - Printing	100.00	0.00	0.00	100.00	0.00	100.00	100.00
	E55 Sub Totals:	69,586.00	11,197.17	64,466.92	5,119.08	0.00	5,119.08	7.36
E60	Miscellaneous Expense							
001-0100-5600	Miscellaneous Expense	1,200.00	40.76	1,224.02	-24.02	0.00	-24.02	0.00
001-0100-5604	Hardware - New & Renewals	2,000.00	1,138.29	1,138.29	861.71	0.00	861.71	43.09
001-0100-5608	Software - New & Renewals	8,520.00	199.92	6,523.74	1,996.26	0.00	1,996.26	23.43
	E60 Sub Totals:	11,720.00	1,378.97	8,886.05	2,833.95	0.00	2,833.95	24.18
E68	Donation Expense							
001-0100-5680	Boys and Girls Club Contract	35,000.00	0.00	35,000.00	0.00	0.00	0.00	0.00
001-0100-5681	Sr. Adults Contract	20,000.00	0.00	20,000.00	0.00	0.00	0.00	0.00
001-0100-5682	Historic Society Contract	10,000.00	0.00	10,000.00	0.00	0.00	0.00	0.00

Account Number	Description	Budget Amount	Period Amount	YTD Amount	YTD Var	Encumbered Amount	Available	% Available
E68 Sub Totals:		65,000.00	0.00	65,000.00	0.00	0.00	0.00	0.00
Expense Sub Totals:		815,009.19	94,538.00	748,674.41	66,334.78	-230.69	66,565.47	8.17
Dept 0100 Sub Totals:		-4,270,740.81	-329,557.98	-4,434,995.91	164,255.10	-230.69		
Dept 001-0110	Miscellaneous Expense							
E60	Hardware - New & Renewals	77,000.00	26,975.26	26,844.84	50,155.16	0.00	50,155.16	65.14
001-0110-5604	IT Projects & Labor	127,400.00	28,950.00	127,000.00	400.00	0.00	400.00	0.31
001-0110-5606	Software - New & Renewals	44,950.00	12,107.09	44,455.04	494.96	0.00	494.96	1.10
001-0110-5608	Website	6,600.00	6,422.28	6,422.28	177.72	0.00	177.72	2.69
001-0110-5610	IT Tools & Supplies	1,000.00	0.00	90.47	909.53	0.00	909.53	90.95
001-0110-5612	Copier Costs	31,200.00	21,684.72	28,616.51	2,583.49	0.00	2,583.49	8.28
001-0110-5614								
E60 Sub Totals:		288,150.00	96,139.35	233,429.14	54,720.86	0.00	54,720.86	18.99
Expense Sub Totals:		288,150.00	96,139.35	233,429.14	54,720.86	0.00	54,720.86	18.99
Dept 0110 Sub Totals:		288,150.00	96,139.35	233,429.14	54,720.86	0.00		
Dept 001-0120	Licenses Permits & Fees							
R20	Annex/Rezoning Fees	2,500.00	205.00	1,335.00	1,165.00	0.00	1,165.00	46.60
001-0120-4206	Subdivision Plat & Filing Fees	4,500.00	-4,980.00	4,664.00	-164.00	0.00	-164.00	0.00
001-0120-4250								
R20 Sub Totals:		7,000.00	-4,775.00	5,999.00	1,001.00	0.00	1,001.00	14.30
R50	Sale of Services							
001-0120-4538	Plotter Copies - PC Dev	0.00	0.00	0.00	0.00	0.00	0.00	0.00
R50 Sub Totals:		0.00	0.00	0.00	0.00	0.00	0.00	0.00
Revenue Sub Totals:		7,000.00	-4,775.00	5,999.00	1,001.00	0.00	1,001.00	14.30
E01	Personnel Expense							
001-0120-5000	Salary Expense	92,571.69	6,640.20	60,821.00	31,750.69	0.00	31,750.69	34.30
001-0120-5010	Overtime Expense	500.00	0.00	0.00	500.00	0.00	500.00	100.00
001-0120-5020	FICA Expense	9,466.84	507.97	4,652.71	4,814.13	0.00	4,814.13	50.85
001-0120-5022	Unemployment Expense	288.00	0.00	191.03	96.97	0.00	96.97	33.67
001-0120-5025	Worker's Comp Expense	1,200.00	0.00	1,200.00	0.00	0.00	0.00	0.00
001-0120-5030	APERS Expense	10,369.34	828.25	7,078.13	3,291.21	0.00	3,291.21	31.74
001-0120-5040	Health Insurance Expense	22,006.80	409.00	4,904.00	17,102.80	0.00	17,102.80	77.72
001-0120-5050	Physical & Drug Screen Exp	150.00	0.00	0.00	150.00	0.00	150.00	100.00
001-0120-5060	Travel & Training Expense	10,000.00	0.00	6,626.73	3,373.27	0.00	3,373.27	33.73

Account Number	Description	Budget Amount	Period Amount	YTD Amount	YTD Var	Encumbered Amount	Available	% Available
E01	E01 Sub Totals:	146,552.67	8,385.42	85,473.60	61,079.07	0.00	61,079.07	41.68
	Building & Grounds Exp							
	Utilities - Electric	1,560.00	84.17	1,186.12	373.88	0.00	373.88	23.97
	Utilities - Gas	310.00	13.20	141.10	168.90	0.00	168.90	54.48
	Utilities - Water	150.00	13.86	232.12	-82.12	0.00	-82.12	0.00
	CommExp-Intenet, Cable, Landli	1,300.00	107.16	1,287.06	12.94	0.00	12.94	1.00
	Communication Exp - Cellular	720.00	67.06	67.06	652.94	0.00	652.94	90.69
	Sanitation	300.00	21.56	258.72	41.28	0.00	41.28	13.76
	E10 Sub Totals:	4,340.00	307.01	3,172.18	1,167.82	0.00	1,167.82	26.91
E30	Supply Expense							
	Supplies - Office	700.00	0.00	310.17	389.83	0.00	389.83	55.69
	Postage Expense	500.00	0.00	0.00	500.00	0.00	500.00	100.00
	E30 Sub Totals:	1,200.00	0.00	310.17	889.83	0.00	889.83	74.15
E40	Operations Expense							
	Dues & Subscriptions	20,000.00	0.00	16,807.66	3,192.34	0.00	3,192.34	15.96
	Meeting Expense	100.00	0.00	19.75	80.25	0.00	80.25	80.25
	E40 Sub Totals:	20,100.00	0.00	16,827.41	3,272.59	0.00	3,272.59	16.28
E55	Professional Services							
	Prof Services - Advertising	2,000.00	298.92	1,315.52	684.48	0.00	684.48	34.22
	Prof Services - Engineering	13,980.00	2,160.00	13,980.00	0.00	0.00	0.00	0.00
	Prof Services - GIS	6,120.00	0.00	0.00	6,120.00	0.00	6,120.00	100.00
	Prof Services - Printing	300.00	0.00	65.40	234.60	0.00	234.60	78.20
	E55 Sub Totals:	22,400.00	2,458.92	15,360.92	7,039.08	0.00	7,039.08	31.42
E60	Miscellaneous Expense							
	Miscellaneous Expense	150,000.00	19,849.09	91,746.66	58,253.34	0.00	58,253.34	38.84
	IT Projects & Labor	5,000.00	4,036.61	4,036.61	963.39	0.00	963.39	19.27
	Software - New & Renewals	12,550.00	5,571.73	10,147.28	2,402.72	0.00	2,402.72	19.15
	Website Expense	0.00	0.00	0.00	0.00	0.00	0.00	0.00
	E60 Sub Totals:	167,550.00	29,457.43	105,930.55	61,619.45	0.00	61,619.45	36.78
	Expense Sub Totals:	362,142.67	40,608.78	227,074.83	135,067.84	0.00	135,067.84	37.30
Dept R20	Dept 0120 Sub Totals:	355,142.67	45,383.78	221,075.83	134,066.84	0.00		
	Animal Control							
	Licenses Permits & Fees							
	Adoption Revenue	4,000.00	445.00	5,265.00	-1,265.00	0.00	-1,265.00	0.00

Account Number	Description	Budget Amount	Period Amount	YTD Amount	YTD Var	Encumbered Amount	Available	% Available
001-0200-4222	Misc Revenue - Animal Control	9,500.00	807.00	10,950.68	-1,450.68	0.00	-1,450.68	0.00
001-0200-4224	Dog License Fee	2,000.00	597.50	1,710.50	289.50	0.00	289.50	14.48
001-0200-4246	Spay & Neuter Revenue	12,500.00	1,140.00	13,120.00	-620.00	0.00	-620.00	0.00
	R20 Sub Totals:	28,000.00	2,989.50	31,046.18	-3,046.18	0.00	-3,046.18	0.00
R40	Fines & Forfeitures							
001-0200-4420	Animal Control Fines	6,000.00	210.00	5,340.00	660.00	0.00	660.00	11.00
	R40 Sub Totals:	6,000.00	210.00	5,340.00	660.00	0.00	660.00	11.00
R62	Intergovernmental Tsfrs							
001-0200-4627	Xfer Designated Tax	416,000.00	34,666.66	415,999.92	0.08	0.00	0.08	0.00
	R62 Sub Totals:	416,000.00	34,666.66	415,999.92	0.08	0.00	0.08	0.00
	Revenue Sub Totals:	450,000.00	37,866.16	452,386.10	-2,386.10	0.00	-2,386.10	0.00
E01	Personnel Expense							
001-0200-5000	Salary Expense	160,371.13	18,068.64	145,567.29	14,803.84	0.00	14,803.84	9.23
001-0200-5005	SWB Reimbursement	43,600.00	3,633.33	43,599.96	0.04	0.00	0.04	0.00
001-0200-5010	Overtime Expense	15,000.00	975.64	14,553.17	446.83	0.00	446.83	2.98
001-0200-5020	FICA Expense	13,109.90	1,432.35	11,818.41	1,291.49	0.00	1,291.49	9.85
001-0200-5022	Unemployment Expense	1,232.00	0.00	1,032.49	199.51	0.00	199.51	16.19
001-0200-5025	Worker's Comp Expense	1,138.00	0.00	1,134.18	3.82	0.00	3.82	0.34
001-0200-5030	APERS Expense	23,978.82	2,809.04	23,127.33	851.49	0.00	851.49	3.55
001-0200-5040	Health Insurance Expense	49,407.60	2,485.92	32,619.36	16,788.24	0.00	16,788.24	33.98
001-0200-5050	Physical & Drug Screen Exp	555.00	50.00	675.00	-120.00	0.00	-120.00	0.00
001-0200-5055	Uniform Expense	1,000.00	0.00	1,086.01	-86.01	0.00	-86.01	0.00
001-0200-5060	Travel & Training Expense	1,300.00	0.00	150.00	1,150.00	0.00	1,150.00	88.46
001-0200-5065	First Aid Expense	500.00	0.00	156.69	343.31	0.00	343.31	68.66
	E01 Sub Totals:	311,192.45	29,454.92	275,519.89	35,672.56	0.00	35,672.56	11.46
E10	Building & Grounds Exp							
001-0200-5102	Repairs & Maint - Building	2,000.00	118.26	2,198.11	-198.11	0.00	-198.11	0.00
001-0200-5104	Repairs & Maint - Grounds	900.00	0.00	693.18	206.82	0.00	206.82	22.98
001-0200-5110	Utilities - Electric	8,900.00	534.16	7,796.99	1,103.01	0.00	1,103.01	12.39
001-0200-5111	Utilities - Gas	350.00	27.05	335.09	14.91	0.00	14.91	4.26
001-0200-5112	Utilities - Water	840.00	76.77	880.18	-40.18	0.00	-40.18	0.00
001-0200-5115	CommExp-Intenet, Cable, Landli	7,400.00	802.32	7,556.80	-156.80	0.00	-156.80	0.00
001-0200-5116	Communication Exp - Cellular	3,180.00	536.48	3,222.12	-42.12	0.00	-42.12	0.00
001-0200-5120	Insurance - Property	700.00	0.00	708.75	-8.75	0.00	-8.75	0.00
001-0200-5125	Alarm	0.00	0.00	-69.91	69.91	0.00	69.91	0.00
001-0200-5130	Sanitation	1,500.00	125.41	1,465.45	34.55	0.00	34.55	2.30
001-0200-5140	Supplies - B&G	500.00	41.58	118.21	381.79	0.00	381.79	76.36

Account Number	Description	Budget Amount	Period Amount	YTD Amount	YTD Var	Encumbered Amount	Available	% Available
001-0200-5142	Janitorial Supplies and Main	3,000.00	305.34	2,697.03	302.97	9.61	293.36	9.78
001-0200-5145	Tools	1,500.00	0.00	416.47	1,083.53	0.00	1,083.53	72.24
E10 Sub Totals:		30,770.00	2,567.37	28,018.47	2,751.53	9.61	2,741.92	8.91
E20	Vehicle Expense							
001-0200-5200	Fuel Expense	4,000.00	511.05	3,405.28	594.72	0.00	594.72	14.87
001-0200-5210	Service & Repair - Vehicle	2,650.00	248.99	2,193.68	456.32	0.00	456.32	17.22
001-0200-5212	Service & Repair - Equipment	100.00	174.64	174.64	-74.64	0.00	-74.64	0.00
001-0200-5213	Equipment Repairs	1,000.00	0.00	367.33	632.67	0.00	632.67	63.27
001-0200-5225	Insurance Expense - Vehicle	1,300.00	0.00	1,287.97	12.03	0.00	12.03	0.93
E20 Sub Totals:		9,050.00	934.68	7,428.90	1,621.10	0.00	1,621.10	17.91
E30	Supply Expense							
001-0200-5300	Supplies - Office	1,400.00	42.34	1,017.15	382.85	0.00	382.85	27.35
001-0200-5302	Supplies - Kitchen	200.00	8.32	247.65	-47.65	0.00	-47.65	0.00
001-0200-5306	Supplies - Food Allowance	1,500.00	44.35	1,147.12	352.88	0.00	352.88	23.53
001-0200-5322	Supplies - Operating	1,525.00	88.92	675.55	849.45	0.00	849.45	55.70
001-0200-5350	Postage Expense	100.00	4.27	16.24	83.76	0.00	83.76	83.76
001-0200-5370	Medicine Expense	5,600.00	984.39	5,893.25	-293.25	0.00	-293.25	0.00
001-0200-5371	Spay & Neuter Vouchers	1,000.00	0.00	390.00	610.00	0.00	610.00	61.00
E30 Sub Totals:		11,325.00	1,172.59	9,386.96	1,938.04	0.00	1,938.04	17.11
E40	Operations Expense							
001-0200-5141	Pest/Chem/Seed/Fert	1,465.00	232.13	1,563.08	-98.08	0.00	-98.08	0.00
001-0200-5323	Material and Maint.	200.00	0.00	41.87	158.13	0.00	158.13	79.07
001-0200-5475	Credit Card Fees	3,000.00	326.03	2,794.13	205.87	0.00	205.87	6.86
001-0200-5480	Dues & Subscriptions	71,375.00	0.00	70,000.00	1,375.00	0.00	1,375.00	1.93
001-0200-5593	Animal Care Charges	2,000.00	189.58	1,204.70	795.30	0.00	795.30	39.77
E40 Sub Totals:		78,040.00	747.74	75,603.78	2,436.22	0.00	2,436.22	3.12
E55	Professional Services							
001-0200-5577	Prof Services - Incineration & Disp	3,000.00	825.00	3,570.00	-570.00	0.00	-570.00	0.00
001-0200-5589	Prof Services - Printing	25.00	0.00	67.82	-42.82	0.00	-42.82	0.00
001-0200-5592	Prof Services - Veterinarian	17,500.00	2,455.28	20,142.72	-2,642.72	0.00	-2,642.72	0.00
E55 Sub Totals:		20,525.00	3,280.28	23,780.54	-3,255.54	0.00	-3,255.54	0.00
E60	Miscellaneous Expense							
001-0200-5600	Miscellaneous Expense	500.00	125.00	176.40	323.60	0.00	323.60	64.72
001-0200-5606	IT Projects & Labor	1,500.00	1,416.04	1,416.04	83.96	0.00	83.96	5.60
001-0200-5608	Software - New & Renewals	2,980.00	119.88	2,718.09	261.91	0.00	261.91	8.79
E60 Sub Totals:		4,980.00	1,660.92	4,310.53	669.47	0.00	669.47	13.44

Account Number	Description	Budget Amount	Period Amount	YTD Amount	YTD Var	Encumbered Amount	Available	% Available
E80	Fixed Assets							
001-0200-5803	Fixed Assets - A/C	0.00	0.00	0.00	0.00	0.00	0.00	0.00
E80 Sub Totals:		0.00	0.00	0.00	0.00	0.00	0.00	0.00
Expense Sub Totals:		465,882.45	39,818.50	424,049.07	41,833.38	9.61	41,823.77	8.98
Dept 0200 Sub Totals:		15,882.45	1,952.34	-28,337.03	44,219.48	9.61		
Fines & Forfeitures								
001-0300-4400	Act 316 of 1991 Revenue	200.00	18.12	217.44	-17.44	0.00	-17.44	0.00
001-0300-4412	City Attorney Reim	26,000.00	2,190.68	26,288.16	-288.16	0.00	-288.16	0.00
001-0300-4414	Court Fines	400,000.00	32,537.60	426,878.41	-26,878.41	0.00	-26,878.41	0.00
001-0300-4416	District Court Reim	14,000.00	1,181.04	14,172.48	-172.48	0.00	-172.48	0.00
001-0300-4424	Judge Retirement Reim	4,700.00	394.84	4,738.08	-38.08	0.00	-38.08	0.00
001-0300-4426	Ordinance 89-15 Revenue	23,000.00	1,966.60	23,599.20	-599.20	0.00	-599.20	0.00
001-0300-4428	Warrant Fees	90,000.00	5,442.90	103,354.78	-13,354.78	0.00	-13,354.78	0.00
R40 Sub Totals:		557,900.00	43,731.78	599,248.55	-41,348.55	0.00	-41,348.55	0.00
Miscellaneous Revenue								
001-0300-4600	Miscellaneous Revenue	12,000.00	2,212.95	21,750.58	-9,750.58	0.00	-9,750.58	0.00
R60 Sub Totals:		12,000.00	2,212.95	21,750.58	-9,750.58	0.00	-9,750.58	0.00
Reimbursement								
001-0300-4640	Saline County	160,000.00	0.00	76,656.57	83,343.43	0.00	83,343.43	52.09
R64 Sub Totals:		160,000.00	0.00	76,656.57	83,343.43	0.00	83,343.43	52.09
Revenue Sub Totals:		729,900.00	45,944.73	697,655.70	32,244.30	0.00	32,244.30	4.42
E01	Personnel Expense							
001-0300-5000	Salary Expense	226,214.25	26,531.21	221,842.94	4,371.31	0.00	4,371.31	1.93
001-0300-5010	Overtime Expense	100.00	0.00	67.86	32.14	0.00	32.14	32.14
001-0300-5020	FICA Expense	15,489.51	2,005.50	16,676.87	-1,187.36	0.00	-1,187.36	0.00
001-0300-5022	Unemployment Expense	1,408.00	0.00	1,404.44	3.56	0.00	3.56	0.25
001-0300-5025	Worker's Comp Expense	800.00	0.00	800.00	0.00	0.00	0.00	0.00
001-0300-5030	APERS Expense	32,237.82	3,913.34	31,882.59	355.23	0.00	355.23	1.10
001-0300-5038	Pension Expense-Judge Rtrmnt	6,000.00	6,058.00	6,058.00	-58.00	0.00	-58.00	0.00
001-0300-5040	Health Insurance Expense	60,195.60	4,162.42	42,733.28	17,462.32	0.00	17,462.32	29.01
001-0300-5050	Physical & Drug Screen Exp	750.00	175.00	350.00	400.00	0.00	400.00	53.33
001-0300-5055	Uniform Expense	500.00	10.97	21.94	478.06	0.00	478.06	95.61
001-0300-5060	Travel & Training Expense	10,500.00	126.60	5,383.85	5,116.15	0.00	5,116.15	48.73
001-0300-5070	Judge - Share to State	30,000.00	2,405.18	28,862.16	1,137.84	0.00	1,137.84	3.79

Account Number	Description	Budget Amount	Period Amount	YTD Amount	YTD Var	Encumbered Amount	Available	% Available
E01	E01 Sub Totals:	384,195.18	45,388.22	356,083.93	28,111.25	0.00	28,111.25	7.32
	Building & Grounds Exp							
001-0300-5102	Repairs & Maint - Building	10,000.00	144.60	1,177.08	8,822.92	0.00	8,822.92	88.23
001-0300-5103	Repairs and Maint	1,000.00	0.00	33.44	966.56	0.00	966.56	96.66
001-0300-5110	Utilities - Electric	6,000.00	336.64	4,412.77	1,587.23	331.63	1,255.60	20.93
001-0300-5111	Utilities - Gas	1,200.00	52.85	564.43	635.57	0.00	635.57	52.96
001-0300-5112	Utilities - Water	650.00	55.47	928.54	-278.54	0.00	-278.54	0.00
001-0300-5115	CommExp-Internet, Cable, Landli	6,700.00	554.96	6,662.86	37.14	0.00	37.14	0.55
001-0300-5130	Sanitation	1,080.00	86.24	995.40	84.60	0.00	84.60	7.83
001-0300-5142	Janitorial Supplies and Main	360.00	0.00	0.00	360.00	0.00	360.00	100.00
E10	E10 Sub Totals:	26,990.00	1,230.76	14,774.52	12,215.48	331.63	11,883.85	44.03
E30	Supply Expense							
001-0300-5300	Supplies - Office	6,000.00	1,185.57	5,977.97	22.03	0.00	22.03	0.37
001-0300-5350	Postage Expense	1,500.00	723.88	1,279.81	220.19	0.00	220.19	14.68
E30	E30 Sub Totals:	7,500.00	1,909.45	7,257.78	242.22	0.00	242.22	3.23
E40	Operations Expense							
001-0300-5480	Dues & Subscriptions	3,000.00	158.50	1,299.08	1,700.92	0.00	1,700.92	56.70
E40	E40 Sub Totals:	3,000.00	158.50	1,299.08	1,700.92	0.00	1,700.92	56.70
E55	Professional Services							
001-0300-5553	Prof Services - Advertising	500.00	0.00	0.00	500.00	0.00	500.00	100.00
001-0300-5589	Prof Services - Printing	4,000.00	0.00	2,398.05	1,601.95	0.00	1,601.95	40.05
E55	E55 Sub Totals:	4,500.00	0.00	2,398.05	2,101.95	0.00	2,101.95	46.71
E60	Miscellaneous Expense							
001-0300-5608	Software - New & Renewals	1,959.90	0.00	1,583.70	376.20	0.00	376.20	19.19
001-0300-5614	Copier Costs	1,140.00	325.83	1,248.31	-108.31	0.00	-108.31	0.00
E60	E60 Sub Totals:	3,099.90	325.83	2,832.01	267.89	0.00	267.89	8.64
	Expense Sub Totals:	429,285.08	49,012.76	384,645.37	44,639.71	331.63	44,308.08	10.32
	Dept 0300 Sub Totals:	-300,614.92	3,068.03	-313,010.33	12,395.41	331.63		
Dept 001-0400	Parks General							
R62	Intergovernmental Tsfrs							
001-0400-4627	Xfer Designated Tax	416,000.00	34,666.66	415,999.92	0.08	0.00	0.08	0.00
001-0400-4629	Xfer Park 1/8 O & M	521,000.00	43,416.66	520,999.92	0.08	0.00	0.08	0.00
	R62 Sub Totals:	937,000.00	78,083.32	936,999.84	0.16	0.00	0.16	0.00

Account Number	Description	Budget Amount	Period Amount	YTD Amount	YTD Var	Encumbered Amount	Available	% Available
	Revenue Sub Totals:	937,000.00	78,083.32	936,999.84	0.16	0.00	0.16	0.00
E01	Personnel Expense							
001-0400-5000	Salary Expense	280,392.40	29,780.82	260,976.23	19,416.17	0.00	19,416.17	6.92
001-0400-5001	Part Time Labor	20,000.00	0.00	9,397.87	10,602.13	0.00	10,602.13	53.01
001-0400-5005	SWB Reimbursement	174,400.00	14,533.33	174,399.96	0.04	0.00	0.04	0.00
001-0400-5010	Overtime Expense	7,000.00	118.13	5,283.49	1,716.51	0.00	1,716.51	24.52
001-0400-5020	FICA Expense	22,368.13	2,318.26	21,268.41	1,099.72	0.00	1,099.72	4.92
001-0400-5022	Unemployment Expense	1,792.96	0.00	1,765.03	27.93	0.00	27.93	1.56
001-0400-5025	Worker's Comp Expense	3,831.00	0.00	3,745.35	85.65	0.00	85.65	2.24
001-0400-5030	APERS Expense	39,727.10	4,512.22	39,717.55	9.55	0.00	9.55	0.02
001-0400-5040	Health Insurance Expense	82,094.76	3,748.70	47,509.76	34,585.00	0.00	34,585.00	42.13
001-0400-5050	Physical & Drug Screen Exp	1,050.00	300.00	1,200.00	-150.00	0.00	-150.00	0.00
001-0400-5055	Uniform Expense	3,000.00	0.00	2,680.72	319.28	0.00	319.28	10.64
001-0400-5057	Vehicle Allowance	6,000.00	692.31	6,000.02	-0.02	0.00	-0.02	0.00
001-0400-5060	Travel & Training Expense	12,950.00	799.06	1,644.06	11,305.94	0.00	11,305.94	87.30
	E01 Sub Totals:	654,606.35	56,802.83	575,588.45	79,017.90	0.00	79,017.90	12.07
E10	Building & Grounds Exp							
001-0400-5104	Repairs & Maint - Grounds	0.00	0.00	212.21	-212.21	0.00	-212.21	0.00
001-0400-5110	Utilities - Electric	0.00	59.96	199.02	-199.02	0.00	-199.02	0.00
001-0400-5120	Insurance - Property	1,500.00	0.00	1,130.95	369.05	0.00	369.05	24.60
001-0400-5145	Tools	1,000.00	0.00	1,148.35	-148.35	0.00	-148.35	0.00
	E10 Sub Totals:	2,500.00	59.96	2,690.53	-190.53	0.00	-190.53	0.00
E20	Vehicle Expense							
001-0400-5200	Fuel Expense	15,000.00	842.62	9,109.25	5,890.75	0.00	5,890.75	39.27
001-0400-5210	Service & Repair - Vehicle	0.00	0.00	0.00	0.00	0.00	0.00	0.00
001-0400-5225	Insurance Expense - Vehicle	3,000.00	0.00	1,610.50	1,389.50	0.00	1,389.50	46.32
	E20 Sub Totals:	18,000.00	842.62	10,719.75	7,280.25	0.00	7,280.25	40.45
E30	Supply Expense							
001-0400-5350	Postage Expense	100.00	-1,625.19	-1,614.00	1,714.00	0.00	1,714.00	1,714.00
001-0400-5380	Prisoner Care Expense	1,000.00	0.00	0.00	1,000.00	0.00	1,000.00	100.00
	E30 Sub Totals:	1,100.00	-1,625.19	-1,614.00	2,714.00	0.00	2,714.00	246.73
E55	Professional Services							
001-0400-5550	Prof Services - Acctg & Audit	5,500.00	0.00	5,500.00	0.00	0.00	0.00	0.00
001-0400-5586	Prof Services - Other	37,000.00	14,977.46	33,442.58	3,557.42	0.00	3,557.42	9.61
	E55 Sub Totals:	42,500.00	14,977.46	38,942.58	3,557.42	0.00	3,557.42	8.37
E60	Miscellaneous Expense							

Account Number	Description	Budget Amount	Period Amount	YTD Amount	YTD Var	Encumbered Amount	Available	% Available
001-0400-5604	Hardware - New & Renewals	5,000.00	0.00	4,076.44	923.56	0.00	923.56	18.47
001-0400-5606	IT Projects & Labor	1,500.00	0.00	1,500.00	0.00	0.00	0.00	0.00
001-0400-5608	Software - New & Renewals	3,180.00	119.88	2,918.09	261.91	0.00	261.91	8.24
E60 Sub Totals:		9,680.00	119.88	8,494.53	1,185.47	0.00	1,185.47	12.25
E80	Fixed Assets							
001-0400-5810	Fixed Assets - Equipment	35,000.00	5,541.42	36,383.76	-1,383.76	0.00	-1,383.76	0.00
E80 Sub Totals:		35,000.00	5,541.42	36,383.76	-1,383.76	0.00	-1,383.76	0.00
	Expense Sub Totals:	763,386.35	76,718.98	671,205.60	92,180.75	0.00	92,180.75	12.08
Dept 0400 Sub Totals:		-173,613.65	-1,364.34	-265,794.24	92,180.59	0.00		
R36	Mills Pool and Park							
001-0410-4384	Park Program Fees	2,000.00	0.00	0.00	2,000.00	0.00	2,000.00	100.00
	Tennis	2,000.00	0.00	0.00	2,000.00	0.00	2,000.00	100.00
R50	R36 Sub Totals:	65,000.00	2.00	45,398.83	19,601.17	0.00	19,601.17	30.16
001-0410-4500	Sale of Services	5,000.00	0.00	4,542.80	457.20	0.00	457.20	9.14
001-0410-4534	Mills Pool-Admin/Concessions							
	Pavillion Fees	70,000.00	2.00	49,941.63	20,058.37	0.00	20,058.37	28.65
R74	R50 Sub Totals:	5,000.00	0.00	5,000.00	0.00	0.00	0.00	0.00
001-0410-4740	Sponsorships	5,000.00	0.00	5,000.00	0.00	0.00	0.00	0.00
	Sponsorship/Rebates	5,000.00	0.00	5,000.00	0.00	0.00	0.00	0.00
R74 Sub Totals:		77,000.00	2.00	54,941.63	22,058.37	0.00	22,058.37	28.65
E01	Revenue Sub Totals:	26,300.00	34.00	26,303.40	-3.40	0.00	-3.40	0.00
001-0410-5001	Personnel Expense	2,050.00	2.60	2,012.24	37.76	0.00	37.76	1.84
001-0410-5020	Part Time Labor	0.00	0.00	0.00	0.00	0.00	0.00	0.00
001-0410-5022	FICA Expense	5,881.00	0.00	3,745.35	2,135.65	0.00	2,135.65	36.31
001-0410-5025	Unemployment Expense	2,700.00	0.00	1,200.00	1,500.00	0.00	1,500.00	55.56
001-0410-5050	Worker's Comp Expense							
	Physical & Drug Screen Exp	36,931.00	36.60	33,260.99	3,670.01	0.00	3,670.01	9.94
E10	E01 Sub Totals:	1,000.00	0.00	30.58	969.42	0.00	969.42	96.94
001-0410-5102	Building & Grounds Exp	5,000.00	1,084.59	3,518.21	1,481.79	-50.00	1,531.79	30.64
001-0410-5104	Repairs & Maint - Building	5,000.00	0.00	4,928.72	71.28	0.00	71.28	1.43
001-0410-5105	Repairs & Maint - Grounds	6,000.00	1,470.96	8,651.93	-2,651.93	0.00	-2,651.93	0.00
001-0410-5110	Repairs & Maint - Pool							
	Utilities - Electric							

Account Number	Description	Budget Amount	Period Amount	YTD Amount	YTD Var	Encumbered Amount	Available	% Available
001-0410-5111	Utilities - Gas	150.00	17.68	208.41	-58.41	0.00	-58.41	0.00
001-0410-5112	Utilities - Water	700.00	56.71	707.91	-7.91	0.00	-7.91	0.00
001-0410-5120	Insurance - Property	500.00	0.00	189.00	311.00	0.00	311.00	62.20
001-0410-5130	Sanitation	1,080.00	87.76	1,124.00	-44.00	0.00	-44.00	0.00
	E10 Sub Totals:	19,430.00	2,717.70	19,358.76	71.24	-50.00	121.24	0.62
E30	Supply Expense							
001-0410-5308	Supplies - Concession	5,000.00	0.00	2,524.96	2,475.04	0.00	2,475.04	49.50
001-0410-5328	Supplies - Pools	9,500.00	416.68	7,708.02	1,791.98	0.00	1,791.98	18.86
	E30 Sub Totals:	14,500.00	416.68	10,232.98	4,267.02	0.00	4,267.02	29.43
E70	Grant Expense							
001-0410-5700	Grant Expense	9,000.00	0.00	0.00	9,000.00	0.00	9,000.00	100.00
	E70 Sub Totals:	9,000.00	0.00	0.00	9,000.00	0.00	9,000.00	100.00
	Expense Sub Totals:	79,861.00	3,170.98	62,852.73	17,008.27	-50.00	17,058.27	21.36
Dept 001-0420	Midland Park	2,861.00	3,168.98	7,911.10	-5,050.10			
R36	Park Program Fees							
001-0420-4380	Soccer	20,250.00	0.00	21,450.00	-1,200.00	0.00	-1,200.00	0.00
	R36 Sub Totals:	20,250.00	0.00	21,450.00	-1,200.00	0.00	-1,200.00	0.00
R74	Sponsorships							
001-0420-4740	Sponsorship/Rebates	5,000.00	0.00	5,000.00	0.00	0.00	0.00	0.00
	R74 Sub Totals:	5,000.00	0.00	5,000.00	0.00	0.00	0.00	0.00
	Revenue Sub Totals:	25,250.00	0.00	26,450.00	-1,200.00	0.00	-1,200.00	0.00
E10	Building & Grounds Exp							
001-0420-5104	Repairs & Maint - Grounds	21,500.00	4,788.90	16,659.53	4,840.47	7.18	4,833.29	22.48
001-0420-5110	Utilities - Electric	7,000.00	0.00	6,465.22	534.78	0.00	534.78	7.64
	E10 Sub Totals:	28,500.00	4,788.90	23,124.75	5,375.25	7.18	5,368.07	18.84
	Expense Sub Totals:	28,500.00	4,788.90	23,124.75	5,375.25	7.18	5,368.07	18.84
	Dept 0420 Sub Totals:	3,250.00	4,788.90	-3,325.25	6,575.25	7.18		
Dept 001-0430	Bishop Park							
R30	Membership Fees							
001-0430-4300	Membership Family	180,000.00	6,543.34	102,556.29	77,443.71	0.00	77,443.71	43.02

Account Number	Description	Budget Amount	Period Amount	YTD Amount	YTD Var	Encumbered Amount	Available	% Available
001-0430-4301	Membership Senior	85,000.00	6,590.00	84,556.00	444.00	0.00	444.00	0.52
001-0430-4302	Membership Adults	45,000.00	2,400.00	33,095.00	11,905.00	0.00	11,905.00	26.46
001-0430-4303	Membership Youth	20,000.00	1,370.00	18,680.00	1,320.00	0.00	1,320.00	6.60
001-0430-4304	Membership Silver Sneakers	35,000.00	1,551.00	17,040.50	17,959.50	0.00	17,959.50	51.31
001-0430-4305	Silver & Fit Annual Fees	10,500.00	3,048.00	12,078.00	-1,578.00	0.00	-1,578.00	0.00
001-0430-4310	Membershup 3 Mo Adult	6,030.00	450.00	6,630.00	-600.00	0.00	-600.00	0.00
001-0430-4311	Membershup 3 Mo Youth	6,030.00	75.00	3,861.00	2,169.00	0.00	2,169.00	35.97
001-0430-4312	Membershup 3 Mo Senior	8,505.00	270.00	7,086.00	1,419.00	0.00	1,419.00	16.68
001-0430-4313	Membershup 3 Mo Family	15,010.00	265.00	5,301.00	9,709.00	0.00	9,709.00	64.68
001-0430-4314	Membershup 3 Mo College	1,500.00	120.00	1,275.00	225.00	0.00	225.00	15.00
001-0430-4318	Membershup 6 Mo College	1,020.00	0.00	786.00	234.00	0.00	234.00	22.94
001-0430-4319	Membershup 6 Mo Military	4,020.00	150.00	6,478.00	-2,458.00	0.00	-2,458.00	0.00
001-0430-4320	Membershup Annual Adult	7,500.00	0.00	4,130.00	3,370.00	0.00	3,370.00	44.93
001-0430-4321	Membershup Annual Youth	5,040.00	0.00	5,208.00	-168.00	0.00	-168.00	0.00
001-0430-4322	Membershup Annual Senior	40,080.00	240.00	37,551.00	2,529.00	0.00	2,529.00	6.31
001-0430-4323	Membershup Annual Family	18,144.00	252.00	18,222.24	-78.24	0.00	-78.24	0.00
	R30 Sub Totals:	488,379.00	23,324.34	364,534.03	123,844.97	0.00	123,844.97	25.36
R33	Rental Fees							
001-0430-4332	Equipment Rental	1,000.00	10.00	2,110.00	-1,110.00	0.00	-1,110.00	0.00
001-0430-4334	After Hours Charge Bishop	1,400.00	0.00	1,856.00	-456.00	0.00	-456.00	0.00
001-0430-4336	Room Rental Large Room (both)	10,000.00	0.00	5,150.00	4,850.00	0.00	4,850.00	48.50
001-0430-4337	Room Rental Large Room	20,000.00	647.50	19,062.50	937.50	0.00	937.50	4.69
001-0430-4338	Room Rental Small Rooms (both)	900.00	180.00	4,117.50	-3,217.50	0.00	-3,217.50	0.00
001-0430-4339	Room Rental Small Room	6,000.00	480.00	7,990.00	-1,990.00	0.00	-1,990.00	0.00
001-0430-4340	Room Rental Party Room	30,000.00	100.00	14,462.00	15,538.00	0.00	15,538.00	51.79
001-0430-4341	Room Rental Court Gym	5,000.00	559.88	3,487.38	1,512.62	0.00	1,512.62	30.25
001-0430-4342	Room Rental Full Gym	2,000.00	0.00	2,605.00	-605.00	0.00	-605.00	0.00
001-0430-4343	Room Rental Full Facility	1,000.00	0.00	900.85	99.15	0.00	99.15	9.92
001-0430-4344	Room Rental Fitness Room	500.00	0.00	240.00	260.00	0.00	260.00	52.00
001-0430-4345	Rental - Splash Pad	5,000.00	0.00	4,500.00	500.00	0.00	500.00	10.00
001-0430-4347	Competitive Pool Fees	9,200.00	560.00	12,702.00	-3,502.00	0.00	-3,502.00	0.00
001-0430-4348	Therapy Pool Fees	2,950.00	0.00	3,850.00	-900.00	0.00	-900.00	0.00
001-0430-4350	Use Agreement Fees	4,950.00	0.00	4,950.00	0.00	0.00	0.00	0.00
001-0430-4352	Rental - Outdoor Field Fees	29,500.00	0.00	545.00	28,955.00	0.00	28,955.00	98.15
001-0430-4354	Tournaments	37,000.00	3,840.00	26,769.00	10,231.00	0.00	10,231.00	27.65
001-0430-4356	Tournaments - Softball	15,100.00	0.00	15,100.00	0.00	0.00	0.00	0.00
	R33 Sub Totals:	181,500.00	6,377.38	130,397.23	51,102.77	0.00	51,102.77	28.16
R36	Park Program Fees							
001-0430-4257	Uncorking Fee - Beer/Wine	1,000.00	0.00	87.00	913.00	0.00	913.00	91.30
001-0430-4259	Uncorking Fee - Spirits	100.00	0.00	0.00	100.00	0.00	100.00	100.00
001-0430-4260	Parks Rental	100.00	0.00	0.00	100.00	0.00	100.00	100.00

Account Number	Description	Budget Amount	Period Amount	YTD Amount	YTD Var	Encumbered Amount	Available	% Available
001-0430-4360	Aerobic Classes	1,000.00	0.00	20.00	980.00	0.00	980.00	98.00
001-0430-4362	Baseball	19,000.00	0.00	18,840.00	160.00	0.00	160.00	0.84
001-0430-4364	Basketball	50,000.00	100.00	41,389.00	8,611.00	0.00	8,611.00	17.22
001-0430-4366	BASS Swim Program	51,000.00	3,163.35	54,549.55	-3,549.55	0.00	-3,549.55	0.00
001-0430-4370	Flag Football	2,400.00	0.00	722.00	1,678.00	0.00	1,678.00	69.92
001-0430-4374	Private Instruction	8,250.00	227.50	9,282.57	-1,032.57	0.00	-1,032.57	0.00
001-0430-4376	Programs - Misc Activity	2,800.00	0.00	2,780.00	20.00	0.00	20.00	0.71
001-0430-4382	Pool Swim Lessons	67,000.00	2,294.55	72,105.00	-5,105.00	0.00	-5,105.00	0.00
001-0430-4386	Track	1,000.00	0.00	0.00	1,000.00	0.00	1,000.00	100.00
001-0430-4390	Volleyball Adult/Youth	10,000.00	0.00	5,745.00	4,255.00	0.00	4,255.00	42.55
	R36 Sub Totals:	213,650.00	5,785.40	205,520.12	8,129.88	0.00	8,129.88	3.81
R50	Sale of Services							
001-0430-4500	Concessions - Bishop	60,000.00	1,889.25	37,585.57	22,414.43	0.00	22,414.43	37.36
001-0430-4514	Daily Admissions Adults	20,004.00	1,225.00	18,269.00	1,735.00	0.00	1,735.00	8.67
001-0430-4516	Daily Admissions Senior	1,000.00	64.00	1,644.00	-644.00	0.00	-644.00	0.00
001-0430-4518	Daily Admissions Youth	20,000.00	968.00	18,896.00	1,104.00	0.00	1,104.00	5.52
001-0430-4520	Multiple Adults	6,615.00	151.00	3,376.00	3,239.00	0.00	3,239.00	48.96
001-0430-4522	Multiple Senior	1,500.00	0.00	1,125.00	375.00	0.00	375.00	25.00
001-0430-4524	Multiple Youth	1,710.00	90.00	1,200.00	510.00	0.00	510.00	29.82
001-0430-4530	Merchandise Sales	3,000.00	1,200.40	3,271.50	-271.50	0.00	-271.50	0.00
001-0430-4532	Spectator Admissions	8,000.00	0.00	5,126.77	2,873.23	0.00	2,873.23	35.92
001-0430-4534	Red Cross Programs	8,000.00	100.00	9,687.50	-1,687.50	0.00	-1,687.50	0.00
	R50 Sub Totals:	129,829.00	5,687.65	100,181.34	29,647.66	0.00	29,647.66	22.84
R60	Miscellaneous Revenue							
001-0430-4394	Disc Golf Project - Bishop Park	0.00	0.00	507.00	-507.00	0.00	-507.00	0.00
001-0430-4600	Miscellaneous Revenue	1,000.00	86.00	2,003.01	-1,003.01	0.00	-1,003.01	0.00
	R60 Sub Totals:	1,000.00	86.00	2,510.01	-1,510.01	0.00	-1,510.01	0.00
R70	Grant Revenue							
001-0430-4700	Grant Revenue - Other	13,179.50	0.00	13,179.50	0.00	0.00	0.00	0.00
001-0430-4702	Grant - Veterans	0.00	0.00	0.00	0.00	0.00	0.00	0.00
	R70 Sub Totals:	13,179.50	0.00	13,179.50	0.00	0.00	0.00	0.00
R74	Sponsorships							
001-0430-4740	Sponsorship/Rebates	18,000.00	6,467.00	29,062.80	-11,062.80	0.00	-11,062.80	0.00
001-0430-4742	Scoreboard Signage BP	110,000.00	0.00	31,397.57	78,602.43	0.00	78,602.43	71.46
	R74 Sub Totals:	128,000.00	6,467.00	60,460.37	67,539.63	0.00	67,539.63	52.77
	Revenue Sub Totals:	1,155,537.50	47,727.77	876,782.60	278,754.90	0.00	278,754.90	24.12

Account Number	Description	Budget Amount	Period Amount	YTD Amount	YTD Var	Encumbered Amount	Available	% Available
E01	Personnel Expense							
001-0430-5000	Salary Expense	418,946.80	42,410.97	372,771.97	46,174.83	0.00	46,174.83	11.02
001-0430-5001	Part Time Labor	153,700.00	14,234.77	125,980.92	27,719.08	0.00	27,719.08	18.03
001-0430-5010	Overtime Expense	5,000.00	562.93	5,669.45	-669.45	0.00	-669.45	0.00
001-0430-5020	FICA Expense	41,634.54	4,471.91	39,928.92	1,705.62	0.00	1,705.62	4.10
001-0430-5022	Unemployment Expense	5,811.95	0.00	5,086.61	725.34	0.00	725.34	12.48
001-0430-5025	Worker's Comp Expense	6,720.00	0.00	6,719.76	0.24	0.00	0.24	0.00
001-0430-5030	APERS Expense	60,451.08	6,338.62	54,901.74	5,549.34	0.00	5,549.34	9.18
001-0430-5040	Health Insurance Expense	92,647.86	4,487.13	58,081.48	34,566.38	0.00	34,566.38	37.31
001-0430-5050	Physical & Drug Screen Exp	4,200.00	1,800.00	2,375.00	1,825.00	0.00	1,825.00	43.45
001-0430-5055	Uniform Expense	1,000.00	639.86	639.86	360.14	0.00	360.14	36.01
	E01 Sub Totals:	790,112.23	74,946.19	672,155.71	117,956.52	0.00	117,956.52	14.93
E10	Building & Grounds Exp							
001-0430-5102	Repairs & Maint - Building	45,000.00	31,769.67	65,510.34	-20,510.34	2,285.28	-22,795.62	0.00
001-0430-5104	Repairs & Maint - Grounds	73,600.00	55,140.95	123,703.18	-50,103.18	3,900.95	-54,004.13	0.00
001-0430-5105	Repairs & Maint - Pool	60,000.00	10,733.11	59,591.75	408.25	-323.03	731.28	1.22
001-0430-5106	Repairs & Maint - Splash Pad	2,000.00	843.08	1,605.97	394.03	0.00	394.03	19.70
001-0430-5110	Utilities - Electric	183,150.00	19,587.70	214,685.49	-31,535.49	0.00	-31,535.49	0.00
001-0430-5111	Utilities - Gas	30,000.00	4,404.31	32,014.16	-2,014.16	0.00	-2,014.16	0.00
001-0430-5112	Utilities - Water	31,000.00	776.58	32,009.55	-1,009.55	0.00	-1,009.55	0.00
001-0430-5115	CommExp-Intenet, Cable, Landli	16,000.00	1,377.40	18,530.51	-2,530.51	0.00	-2,530.51	0.00
001-0430-5116	Communication Exp - Cellular	4,800.00	712.44	4,270.14	529.86	0.00	529.86	11.04
001-0430-5120	Insurance - Property	18,500.00	0.00	18,366.75	133.25	0.00	133.25	0.72
001-0430-5130	Sanitation	37,000.00	4,372.51	31,382.63	5,617.37	0.00	5,617.37	15.18
001-0430-5140	Supplies - B&G	2,000.00	894.50	1,298.46	701.54	0.00	701.54	35.08
001-0430-5142	Janitorial Supplies and Main	25,000.00	4,968.79	23,565.87	1,434.13	0.00	1,434.13	5.74
	E10 Sub Totals:	528,050.00	135,581.04	626,534.80	-98,484.80	5,863.20	-104,348.00	0.00
E20	Vehicle Expense							
001-0430-5212	Service & Repair - Equipment	11,000.00	350.09	11,100.22	-100.22	0.00	-100.22	0.00
001-0430-5214	Service & Repair - Heavy Equip	30,000.00	32,207.99	35,738.25	-5,738.25	0.00	-5,738.25	0.00
	E20 Sub Totals:	41,000.00	32,558.08	46,838.47	-5,838.47	0.00	-5,838.47	0.00
E30	Supply Expense							
001-0430-5300	Supplies - Office	3,450.00	596.52	3,200.03	249.97	0.00	249.97	7.25
001-0430-5308	Supplies - Concession	45,000.00	836.67	22,790.04	22,209.96	0.00	22,209.96	49.36
001-0430-5330	Supplies - Park Programs	18,000.00	3,864.89	16,176.70	1,823.30	0.01	1,823.29	10.13
001-0430-5332	Supplies - Resale Merchandise	2,000.00	0.00	1,309.20	690.80	0.00	690.80	34.54
	E30 Sub Totals:	68,450.00	5,298.08	43,475.97	24,974.03	0.01	24,974.02	36.49
E40	Operations Expense							
001-0430-5141	Pest/Chem/Seed/Fert	500.00	0.00	0.00	500.00	0.00	500.00	100.00

Account Number	Description	Budget Amount	Period Amount	YTD Amount	YTD Var	Encumbered Amount	Available	% Available
001-0430-5460	BASS Program Expense	16,500.00	1,451.46	17,071.69	-571.69	0.00	-571.69	0.00
001-0430-5461	Aquatic Program Expense	4,000.00	585.21	3,891.66	108.34	0.00	108.34	2.71
001-0430-5475	Credit Card Fees	23,950.00	2,410.60	27,301.63	-3,351.63	0.00	-3,351.63	0.00
001-0430-5480	Dues & Subscriptions	500.00	0.00	522.00	-22.00	0.00	-22.00	0.00
	E40 Sub Totals:	45,450.00	4,447.27	48,786.98	-3,336.98	0.00	-3,336.98	0.00
E55	Professional Services							
001-0430-5553	Prof Services - Advertising	3,000.00	207.24	2,904.19	95.81	0.00	95.81	3.19
001-0430-5585	Prof Service - Basketball	43,305.00	6,069.60	42,325.93	979.07	0.00	979.07	2.26
001-0430-5586	Prof Services - Other	69,000.00	11,039.09	58,129.20	10,870.80	-66.50	10,937.30	15.85
001-0430-5587	Prof Services - Aerobic Instr	43,024.00	6,292.00	46,663.50	-3,639.50	0.00	-3,639.50	0.00
001-0430-5589	Prof Services - Printing	1,000.00	52.05	763.54	236.46	0.00	236.46	23.65
	E55 Sub Totals:	159,329.00	23,659.98	150,786.36	8,542.64	-66.50	8,609.14	5.40
E60	Miscellaneous Expense							
001-0430-5485	Inspections & Monitoring	3,392.80	878.60	1,332.80	2,060.00	0.00	2,060.00	60.72
	E60 Sub Totals:	3,392.80	878.60	1,332.80	2,060.00	0.00	2,060.00	60.72
E70	Grant Expense							
001-0430-5700	Grant Expense	11,879.50	0.00	13,179.50	-1,300.00	0.00	-1,300.00	0.00
	E70 Sub Totals:	11,879.50	0.00	13,179.50	-1,300.00	0.00	-1,300.00	0.00
E80	Fixed Assets							
001-0430-5811	Other Assets-Bishop	50,000.00	0.00	48,724.00	1,276.00	0.00	1,276.00	2.55
001-0430-5812	Scoreboard Signage Bishop	0.00	0.00	0.00	0.00	0.00	0.00	0.00
	E80 Sub Totals:	50,000.00	0.00	48,724.00	1,276.00	0.00	1,276.00	2.55
	Expense Sub Totals:	1,697,663.53	277,369.24	1,651,814.59	45,848.94	5,796.71	40,052.23	2.36
Dept 001-0440	Alcoa Park	542,126.03	229,641.47	775,031.99	-232,905.96			
R36	Park Program Fees							
001-0440-4260	Parks Rental	500.00	0.00	0.00	500.00	0.00	500.00	100.00
	R36 Sub Totals:	500.00	0.00	0.00	500.00	0.00	500.00	100.00
R74	Sponsorships							
001-0440-4740	Sponsorship/Rebates	5,000.00	0.00	5,000.00	0.00	0.00	0.00	0.00
	R74 Sub Totals:	5,000.00	0.00	5,000.00	0.00	0.00	0.00	0.00
	Revenue Sub Totals:	5,500.00	0.00	5,000.00	500.00	0.00	500.00	9.09

Account Number	Description	Budget Amount	Period Amount	YTD Amount	YTD Var	Encumbered Amount	Available	% Available
E10	Building & Grounds Exp							
001-0440-5104	Repairs & Maint - Grounds	5,000.00	34.93	360.06	4,639.94	0.00	4,639.94	92.80
001-0440-5110	Utilities - Electric	5,200.00	1,006.56	10,234.99	-5,034.99	0.00	-5,034.99	0.00
001-0440-5112	Utilities - Water	4,500.00	199.87	4,550.66	-50.66	0.00	-50.66	0.00
	E10 Sub Totals:	14,700.00	1,241.36	15,145.71	-445.71	0.00	-445.71	0.00
	Expense Sub Totals:	14,700.00	1,241.36	15,145.71	-445.71	0.00	-445.71	0.00
Dept 001-0450	Dept 0440 Sub Totals:	9,200.00	1,241.36	10,145.71	-945.71	0.00		
R36	Ashley Park							
001-0450-4260	Park Program Fees	250.00	0.00	0.00	250.00	0.00	250.00	100.00
	Parks Rental							
	R36 Sub Totals:	250.00	0.00	0.00	250.00	0.00	250.00	100.00
R74	Sponsorships							
001-0450-4740	Sponship/Rebates	5,000.00	0.00	5,000.00	0.00	0.00	0.00	0.00
	R74 Sub Totals:	5,000.00	0.00	5,000.00	0.00	0.00	0.00	0.00
	Revenue Sub Totals:	5,250.00	0.00	5,000.00	250.00	0.00	250.00	4.76
E10	Building & Grounds Exp							
001-0450-5104	Repairs & Maint - Grounds	5,000.00	0.00	3,556.29	1,443.71	0.00	1,443.71	28.87
001-0450-5110	Utilities - Electric	5,400.00	348.63	5,981.43	-581.43	0.00	-581.43	0.00
001-0450-5112	Utilities - Water	1,000.00	0.00	0.00	1,000.00	0.00	1,000.00	100.00
	E10 Sub Totals:	11,400.00	348.63	9,537.72	1,862.28	0.00	1,862.28	16.34
	Expense Sub Totals:	11,400.00	348.63	9,537.72	1,862.28	0.00	1,862.28	16.34
Dept 001-0500	Dept 0450 Sub Totals:	6,150.00	348.63	4,537.72	1,612.28	0.00		
R15	Fire Department							
001-0500-4156	Taxes - Property	700.00	0.00	561.31	138.69	0.00	138.69	19.81
	Fire Rescue Funds							
	R15 Sub Totals:	700.00	0.00	561.31	138.69	0.00	138.69	19.81
R60	Miscellaneous Revenue							
001-0500-4600	Miscellaneous Revenue	6,250.00	0.00	6,534.25	-284.25	0.00	-284.25	0.00
	R60 Sub Totals:	6,250.00	0.00	6,534.25	-284.25	0.00	-284.25	0.00
R62	Intergovernmental Tsfrs							
001-0500-4627	Xfer Designated Tax	1,068,000.00	86,750.00	1,068,000.00	0.00	0.00	0.00	0.00

Account Number	Description	Budget Amount	Period Amount	YTD Amount	YTD Var	Encumbered Amount	Available	% Available
001-0500-4629	Xfer Fire Special Tax	1,562,000.00	130,166.66	1,431,833.26	130,166.74	0.00	130,166.74	8.33
R66	R62 Sub Totals:	2,630,000.00	216,916.66	2,499,833.26	130,166.74	0.00	130,166.74	4.95
001-0500-4650	Sale of Equipment	0.00	0.00	0.00	0.00	0.00	0.00	0.00
001-0500-4900	Sale of Fixed Assets	17,000.00	0.00	17,043.78	-43.78	0.00	-43.78	0.00
R66	R66 Sub Totals:	17,000.00	0.00	17,043.78	-43.78	0.00	-43.78	0.00
R70	Grant Revenue	150.00	0.00	150.56	-0.56	0.00	-0.56	0.00
001-0500-4700	Grant Revenue - Other	150.00	0.00	150.56	-0.56	0.00	-0.56	0.00
R70	R70 Sub Totals:	150.00	0.00	150.56	-0.56	0.00	-0.56	0.00
Revenue Sub Totals:		2,654,100.00	216,916.66	2,524,123.16	129,976.84	0.00	129,976.84	4.90
E01	Personnel Expense	2,163,136.09	244,572.84	2,019,502.77	143,633.32	0.00	143,633.32	6.64
001-0500-5000	Salary Expense	194,584.06	24,410.30	196,271.16	-1,687.10	0.00	-1,687.10	0.00
001-0500-5010	Overtime Expense	36,845.10	4,098.81	33,570.78	3,274.32	0.00	3,274.32	8.89
001-0500-5020	FICA Expense	9,232.00	0.00	9,195.34	36.66	0.00	36.66	0.40
001-0500-5022	Unemployment Expense	77,309.00	0.00	59,729.08	17,579.92	0.00	17,579.92	22.74
001-0500-5025	Worker's Comp Expense	5,038.35	600.78	5,127.68	-89.33	0.00	-89.33	0.00
001-0500-5030	APERS Expense	542,951.67	59,260.41	482,563.34	60,388.33	0.00	60,388.33	11.12
001-0500-5035	LOPFI Expense	-150,000.00	-36,129.90	-144,364.03	-5,635.97	0.00	-5,635.97	0.00
001-0500-5036	LOPFI Perm Advance	488,035.80	31,987.76	413,873.92	74,161.88	0.00	74,161.88	15.20
001-0500-5040	Health Insurance Expense	10,000.00	475.00	5,593.00	4,407.00	0.00	4,407.00	44.07
001-0500-5050	Physical & Drug Screen Exp	16,000.00	4,327.07	13,667.60	2,332.40	0.00	2,332.40	14.58
001-0500-5055	Uniform Expense	10,150.00	384.00	9,384.72	765.28	0.00	765.28	7.54
001-0500-5060	Travel & Training Expense	7,500.00	757.13	3,089.35	4,410.65	0.00	4,410.65	58.81
001-0500-5061	Training Aids							
E01	E01 Sub Totals:	3,410,782.07	334,744.20	3,107,204.71	303,577.36	0.00	303,577.36	8.90
E10	Building & Grounds Exp	38,700.00	6,747.73	33,331.28	5,368.72	0.00	5,368.72	13.87
001-0500-5102	Repairs & Maint - Building	39,900.00	3,045.51	38,411.43	1,488.57	0.00	1,488.57	3.73
001-0500-5110	Utilities - Electric	4,000.00	165.58	2,299.55	1,700.45	0.00	1,700.45	42.51
001-0500-5111	Utilities - Gas	6,300.00	649.07	6,017.71	282.29	0.00	282.29	4.48
001-0500-5112	Utilities - Water	18,000.00	1,591.28	19,088.51	-1,088.51	0.00	-1,088.51	0.00
001-0500-5115	CommExp-Intenet, Cable, Landli	9,300.00	1,116.70	6,694.57	2,605.43	0.00	2,605.43	28.02
001-0500-5116	Communication Exp - Cellular	7,500.00	0.00	5,999.16	1,500.84	0.00	1,500.84	20.01
001-0500-5120	Insurance - Property	2,000.00	143.85	1,752.78	247.22	0.00	247.22	12.36
001-0500-5130	Sanitation	11,500.00	1,367.16	10,622.07	877.93	0.00	877.93	7.63
001-0500-5142	Janitorial Supplies and Main	3,125.70	1,878.31	3,099.59	26.11	0.00	26.11	0.84
001-0500-5145	Tools							

Account Number	Description	Budget Amount	Period Amount	YTD Amount	YTD Var	Encumbered Amount	Available	% Available
E10 Sub Totals:		140,325.70	16,705.19	127,316.65	13,009.05	0.00	13,009.05	9.27
E20	Vehicle Expense							
001-0500-5200	Fuel Expense	35,000.00	5,107.46	24,622.34	10,377.66	0.00	10,377.66	29.65
001-0500-5210	Service & Repair - Vehicle	1,709.80	73.20	745.21	964.59	0.00	964.59	56.42
001-0500-5212	Service & Repair - Equipment	3,000.00	449.94	3,083.84	-83.84	0.00	-83.84	0.00
001-0500-5216	Service & Repair - Apparatus	42,150.00	21,486.36	39,218.72	2,931.28	0.00	2,931.28	6.95
001-0500-5218	Tire Expense	7,500.00	4,682.17	5,415.35	2,084.65	0.00	2,084.65	27.80
001-0500-5225	Insurance Expense - Vehicle	22,000.00	0.00	19,207.16	2,792.84	0.00	2,792.84	12.69
001-0500-5230	Radios	5,973.46	61.74	5,653.54	319.92	0.00	319.92	5.36
E20 Sub Totals:		117,333.26	31,860.87	97,946.16	19,387.10	0.00	19,387.10	16.52
E30	Supply Expense							
001-0500-5300	Supplies - Office	3,250.00	936.82	1,813.82	1,436.18	0.00	1,436.18	44.19
001-0500-5302	Supplies - Kitchen	1,200.00	50.01	1,080.18	119.82	0.00	119.82	9.99
001-0500-5306	Supplies - Food Allowance	43,800.00	7,196.06	42,329.42	1,470.58	0.00	1,470.58	3.36
001-0500-5318	Supplies - Foam	1,500.00	1,489.20	1,489.20	10.80	0.00	10.80	0.72
001-0500-5320	Supplies - Hazardous Mat'l	2,000.00	34.80	1,933.49	66.51	0.00	66.51	3.33
001-0500-5350	Postage Expense	300.00	7.77	50.73	249.27	0.00	249.27	83.09
E30 Sub Totals:		52,050.00	9,714.66	48,696.84	3,353.16	0.00	3,353.16	6.44
E40	Operations Expense							
001-0500-5141	Pest/Chem/Seed/Fert	1,200.00	0.00	928.45	271.55	0.00	271.55	22.63
001-0500-5323	Material and Maint	1,800.00	0.00	1,716.50	83.50	0.00	83.50	4.64
001-0500-5480	Dues & Subscriptions	1,000.00	0.00	440.00	560.00	0.00	560.00	56.00
001-0500-5530	Safety Program	13,500.00	0.00	12,531.10	968.90	0.00	968.90	7.18
E40 Sub Totals:		17,500.00	0.00	15,616.05	1,883.95	0.00	1,883.95	10.77
E55	Professional Services							
001-0500-5553	Prof Services - Advertising	300.00	0.00	0.00	300.00	0.00	300.00	100.00
001-0500-5586	Prof Services - Other	1,000.00	0.00	500.00	500.00	0.00	500.00	50.00
001-0500-5589	Prof Services - Printing	500.00	0.00	363.53	136.47	0.00	136.47	27.29
E55 Sub Totals:		1,800.00	0.00	863.53	936.47	0.00	936.47	52.03
E60	Miscellaneous Expense							
001-0500-5604	Hardware - New & Renewals	8,900.00	8,333.98	8,333.98	566.02	0.00	566.02	6.36
001-0500-5606	IT Projects & Labor	1,500.00	1,500.00	1,500.00	0.00	0.00	0.00	0.00
001-0500-5608	Software - New & Renewals	600.00	149.85	599.40	0.60	0.00	0.60	0.10
E60 Sub Totals:		11,000.00	9,983.83	10,433.38	566.62	0.00	566.62	5.15
E80	Fixed Assets							
001-0500-5808	Fixed Assets - Vehicles	0.00	0.00	0.00	0.00	0.00	0.00	0.00

Account Number	Description	Budget Amount	Period Amount	YTD Amount	YTD Var	Encumbered Amount	Available	% Available
001-0500-5810	Fixed Assets - Equipment	0.00	0.00	0.00	0.00	0.00	0.00	0.00
001-0500-5811	Other Assets-Fire	27,000.00	26,608.50	26,608.50	391.50	0.00	391.50	1.45
	E80 Sub Totals:	27,000.00	26,608.50	26,608.50	391.50	0.00	391.50	1.45
	Expense Sub Totals:	3,777,791.03	429,617.25	3,434,685.82	343,105.21	0.00	343,105.21	9.08
Dept 001-0510	Dept 0500 Sub Totals:	1,123,691.03	212,700.59	910,562.66	213,128.37	0.00		
R15	Springhill Vol Fire							
001-0510-4152	Taxes - Property	65,000.00	0.00	56,875.09	8,124.91	0.00	8,124.91	12.50
	Springhill VFD Assessment							
	R15 Sub Totals:	65,000.00	0.00	56,875.09	8,124.91	0.00	8,124.91	12.50
	Revenue Sub Totals:	65,000.00	0.00	56,875.09	8,124.91	0.00	8,124.91	12.50
E40	Operations Expense							
001-0510-5323	Material and Maint	29,000.00	8,871.47	23,050.42	5,949.58	0.00	5,949.58	20.52
	E40 Sub Totals:	29,000.00	8,871.47	23,050.42	5,949.58	0.00	5,949.58	20.52
E80	Fixed Assets							
001-0510-5800	Fixed Assets - Springhill	32,290.20	0.00	31,504.74	785.46	0.00	785.46	2.43
	E80 Sub Totals:	32,290.20	0.00	31,504.74	785.46	0.00	785.46	2.43
	Expense Sub Totals:	61,290.20	8,871.47	54,555.16	6,735.04	0.00	6,735.04	10.99
Dept 001-0600	Dept 0510 Sub Totals:	-3,709.80	8,871.47	-2,319.93	-1,389.87	0.00		
R40	Police							
001-0600-4422	Fines & Forfeitures	800.00	67.14	805.68	-5.68	0.00	-5.68	0.00
	Intoximeter Revenue							
	R40 Sub Totals:	800.00	67.14	805.68	-5.68	0.00	-5.68	0.00
R60	Miscellaneous Revenue							
001-0600-4600	Miscellaneous Revenue	70,000.00	0.00	80,432.69	-10,432.69	0.00	-10,432.69	0.00
	R60 Sub Totals:	70,000.00	0.00	80,432.69	-10,432.69	0.00	-10,432.69	0.00
R62	Intergovernmental Tsfrs							
001-0600-4626	Xfer from Other	0.00	0.00	0.00	0.00	0.00	0.00	0.00
001-0600-4627	Xfer Designated Tax	1,041,000.00	86,750.00	1,041,000.00	0.00	0.00	0.00	0.00
	R62 Sub Totals:	1,041,000.00	86,750.00	1,041,000.00	0.00	0.00	0.00	0.00
R66	Sale of Equipment							

Account Number	Description	Budget Amount	Period Amount	YTD Amount	YTD Var	Encumbered Amount	Available	% Available
001-0600-4900	Sale of Fixed Assets	104,500.00	0.00	103,312.00	1,188.00	0.00	1,188.00	1.14
R66 Sub Totals:		104,500.00	0.00	103,312.00	1,188.00	0.00	1,188.00	1.14
R70	Grant Revenue							
001-0600-4700	Grant - Police DUJ/Step	26,700.00	0.00	22,767.57	3,932.43	0.00	3,932.43	14.73
001-0600-4702	Grant - Body Armor	2,000.00	0.00	0.00	2,000.00	0.00	2,000.00	100.00
001-0600-4704	Grant - JAG Equip	3,500.00	0.00	3,500.00	0.00	0.00	0.00	0.00
R70 Sub Totals:		32,200.00	0.00	26,267.57	5,932.43	0.00	5,932.43	18.42
Revenue Sub Totals:		1,248,500.00	86,817.14	1,251,817.94	-3,317.94	0.00	-3,317.94	0.00
E01	Personnel Expense							
001-0600-5000	Salary Expense	1,567,467.89	209,485.29	1,656,074.04	-88,606.15	0.00	-88,606.15	0.00
001-0600-5010	Overtime Expense	82,000.00	1,285.61	60,662.42	21,337.58	0.00	21,337.58	26.02
001-0600-5020	FICA Expense	128,601.05	16,117.40	130,699.52	-2,098.47	0.00	-2,098.47	0.00
001-0600-5022	Unemployment Expense	7,053.00	0.00	7,048.60	4.40	0.00	4.40	0.06
001-0600-5025	Worker's Comp Expense	28,121.00	0.00	20,955.64	7,165.36	0.00	7,165.36	25.48
001-0600-5030	APERS Expense	13,257.12	1,493.16	14,219.51	-962.39	0.00	-962.39	0.00
001-0600-5035	LOPFI Expense	378,560.35	45,608.97	374,452.52	4,107.83	0.00	4,107.83	1.09
001-0600-5036	LOPFI Prem Advance	-135,000.00	-28,367.43	-113,166.93	-21,833.07	0.00	-21,833.07	0.00
001-0600-5040	Health Insurance Expense	345,422.40	26,181.96	326,767.92	18,654.48	0.00	18,654.48	5.40
001-0600-5050	Physical & Drug Screen Exp	3,000.00	1,800.00	3,000.00	0.00	0.00	0.00	0.00
001-0600-5055	Uniform Expense	14,000.00	5,868.47	19,398.97	-5,398.97	0.00	-5,398.97	0.00
001-0600-5056	Uniform Expenses - PR Benefit	15,120.00	1,080.00	12,780.00	2,340.00	0.00	2,340.00	15.48
001-0600-5057	Uniform Expense - New Officer	15,000.00	1,051.02	14,489.19	510.81	0.00	510.81	3.41
001-0600-5060	Travel & Training Expense	27,500.00	1,062.17	26,714.32	785.68	0.00	785.68	2.86
001-0600-5061	Training Aids	3,000.00	1,509.17	2,915.78	84.22	0.00	84.22	2.81
001-0600-5065	First Aid Expense	500.00	0.00	50.94	449.06	0.00	449.06	89.81
001-0600-5705	Grant Expense - DUJ/Step	26,700.00	1,498.31	15,603.75	11,096.25	0.00	11,096.25	41.56
E01 Sub Totals:		2,520,302.81	285,674.10	2,572,666.19	-52,363.38	0.00	-52,363.38	0.00
E10	Building & Grounds Exp							
001-0600-5102	Repairs & Maint - Building	55,000.00	3,655.44	26,064.11	28,935.89	0.00	28,935.89	52.61
001-0600-5110	Utilities - Electric	13,000.00	1,081.39	13,538.46	-538.46	0.00	-538.46	0.00
001-0600-5111	Utilities - Gas	1,100.00	35.38	454.17	645.83	0.00	645.83	58.71
001-0600-5112	Utilities - Water	1,600.00	157.01	1,256.30	343.70	0.00	343.70	21.48
001-0600-5115	CommExp-Intenet, Cable, Landli	41,700.00	2,377.56	28,443.78	13,256.22	0.00	13,256.22	31.79
001-0600-5116	Communication Exp - Cellular	42,800.00	6,250.11	43,711.23	-911.23	0.00	-911.23	0.00
001-0600-5120	Insurance - Property	2,800.00	0.00	2,783.21	16.79	0.00	16.79	0.60
001-0600-5130	Sanitation	1,200.00	95.91	898.22	301.78	0.00	301.78	25.15
001-0600-5142	Janitorial Supplies and Main	10,000.00	734.02	4,050.04	5,949.96	0.00	5,949.96	59.50

Account Number	Description	Budget Amount	Period Amount	YTD Amount	YTD Var	Encumbered Amount	Available	% Available
E10 Sub Totals:		169,200.00	14,386.82	121,199.52	48,000.48	0.00	48,000.48	28.37
E20	Vehicle Expense							
001-0600-5200	Fuel Expense	120,000.00	17,678.11	118,500.87	1,499.13	0.00	1,499.13	1.25
001-0600-5210	Service & Repair - Vehicle	45,000.00	3,409.23	46,420.80	-1,420.80	0.00	-1,420.80	0.00
001-0600-5212	Service & Repair - Equipment	1,500.00	0.00	414.31	1,085.69	0.00	1,085.69	72.38
001-0600-5213	Equipment Repairs	3,000.00	370.75	1,056.57	1,943.43	0.00	1,943.43	64.78
001-0600-5214	Service & Repair - Heavy Equip	750.00	0.00	0.00	750.00	0.00	750.00	100.00
001-0600-5218	Tire Expense	22,400.00	0.00	16,046.02	6,353.98	0.00	6,353.98	28.37
001-0600-5225	Insurance Expense - Vehicle	30,000.00	0.00	26,204.94	3,795.06	0.00	3,795.06	12.65
001-0600-5230	Radios	10,500.00	7,399.88	8,301.51	2,198.49	0.00	2,198.49	20.94
001-0600-5245	Narcotics Rental	1,000.00	0.00	0.00	1,000.00	0.00	1,000.00	100.00
E20 Sub Totals:		234,150.00	28,857.97	216,945.02	17,204.98	0.00	17,204.98	7.35
E30	Supply Expense							
001-0600-5300	Supplies - Office	7,500.00	417.30	7,599.39	-99.39	0.00	-99.39	0.00
001-0600-5310	Supplies - Weapons	3,000.00	1,305.49	2,904.52	95.48	0.00	95.48	3.18
001-0600-5312	Supplies - Ammunition	19,600.00	0.00	16,899.71	2,700.29	0.00	2,700.29	13.78
001-0600-5314	Supplies - Raid Vests	10,000.00	9,619.00	9,619.00	381.00	-60.00	441.00	4.41
001-0600-5322	Supplies - Operating - CID	2,900.00	336.75	2,830.78	69.22	-116.00	185.22	6.39
001-0600-5350	Postage Expense	800.00	114.28	629.60	170.40	0.00	170.40	21.30
001-0600-5380	Prisoner Care Expense	500.00	0.00	0.00	500.00	0.00	500.00	100.00
E30 Sub Totals:		44,300.00	11,792.82	40,483.00	3,817.00	-176.00	3,993.00	9.01
E40	Operations Expense							
001-0600-5480	Dues & Subscriptions	2,000.00	0.00	1,270.17	729.83	0.00	729.83	36.49
001-0600-5525	Comm Crime Prevention Outreach	5,900.00	953.75	5,505.92	394.08	0.00	394.08	6.68
001-0600-5530	Safety Program	2,000.00	0.00	456.06	1,543.94	0.00	1,543.94	77.20
001-0600-5531	Radios - Police	2,000.00	1,484.18	1,484.18	515.82	0.00	515.82	25.79
E40 Sub Totals:		11,900.00	2,437.93	8,716.33	3,183.67	0.00	3,183.67	26.75
E55	Professional Services							
001-0600-5553	Prof Services - Advertising	1,000.00	0.00	0.00	1,000.00	0.00	1,000.00	100.00
001-0600-5586	Prof Services - Other	13,000.00	345.65	2,784.46	10,215.54	-10.00	10,225.54	78.66
001-0600-5589	Prof Services - Printing	1,560.00	0.00	470.28	1,089.72	0.00	1,089.72	69.85
001-0600-5616	Interpreter-Police	500.00	0.00	0.00	500.00	0.00	500.00	100.00
E55 Sub Totals:		16,060.00	345.65	3,254.74	12,805.26	-10.00	12,815.26	79.80
E60	Miscellaneous Expense							
001-0600-5604	Hardware - New & Renewals	19,800.00	5,580.43	19,800.02	-0.02	0.00	-0.02	0.00
001-0600-5606	IT Projects & Labor	5,000.00	5,199.10	4,869.10	130.90	0.00	130.90	2.62
001-0600-5608	Software - New & Renewals	41,900.00	11,962.34	42,015.00	-115.00	-199.50	84.50	0.00

Account Number	Description	Budget Amount	Period Amount	YTD Amount	YTD Var	Encumbered Amount	Available	% Available
001-0600-5617	Misc/Equipment Police	800.00	0.00	752.79	47.21	0.00	47.21	5.90
E60 Sub Totals:		67,500.00	22,741.87	67,436.91	63.09	-199.50	262.59	0.39
E70	Grant Expense							
001-0600-5700	Grant Expense	11,445.00	0.00	10,878.20	566.80	0.00	566.80	4.95
E70 Sub Totals:		11,445.00	0.00	10,878.20	566.80	0.00	566.80	4.95
E80	Fixed Assets							
001-0600-5840	Principal Loan - Vehicles	301,000.00	26,357.62	300,931.12	68.88	0.00	68.88	0.02
E80 Sub Totals:		301,000.00	26,357.62	300,931.12	68.88	0.00	68.88	0.02
E85	Interest Expense							
001-0600-5850	Interest Expense	43,300.00	2,119.21	40,622.00	2,678.00	0.00	2,678.00	6.18
E85 Sub Totals:		43,300.00	2,119.21	40,622.00	2,678.00	0.00	2,678.00	6.18
Expense Sub Totals:		3,419,157.81	394,713.99	3,383,133.03	36,024.78	-385.50	36,410.28	1.06
Dept 0600 Sub Totals:		2,170,657.81	307,896.85	2,131,315.09	39,342.72	-385.50		
Dept 001-0610	911 Dispatch							
R60	Miscellaneous Revenue							
001-0610-4650	Emerg Telephone Service Rev	75,000.00	48,838.15	78,697.80	-3,697.80	0.00	-3,697.80	0.00
R60 Sub Totals:		75,000.00	48,838.15	78,697.80	-3,697.80	0.00	-3,697.80	0.00
Revenue Sub Totals:		75,000.00	48,838.15	78,697.80	-3,697.80	0.00	-3,697.80	0.00
E01	Personnel Expense							
001-0610-5000	Salary Expense	208,909.13	25,114.22	208,379.17	529.96	0.00	529.96	0.25
001-0610-5010	Overtime Expense	78,000.00	11,301.03	82,135.77	-4,135.77	0.00	-4,135.77	0.00
001-0610-5020	FICA Expense	21,948.54	2,735.71	21,551.23	397.31	0.00	397.31	1.81
001-0610-5022	Unemployment Expense	1,854.27	0.00	1,843.41	10.86	0.00	10.86	0.59
001-0610-5025	Worker's Comp Expense	7,250.00	0.00	4,180.64	3,069.36	0.00	3,069.36	42.34
001-0610-5030	APERS Expense	36,692.62	5,281.37	41,319.64	-4,627.02	0.00	-4,627.02	0.00
001-0610-5040	Health Insurance Expense	71,199.00	4,971.84	61,085.58	10,113.42	0.00	10,113.42	14.20
E01 Sub Totals:		425,853.56	49,404.17	420,495.44	5,358.12	0.00	5,358.12	1.26
E55	Professional Services							
001-0610-5565	Prof Services - Dispatch	1,950.00	0.00	0.00	1,950.00	0.00	1,950.00	100.00
E55 Sub Totals:		1,950.00	0.00	0.00	1,950.00	0.00	1,950.00	100.00
E60	Miscellaneous Expense							
001-0610-5606	IT Projects & Labor	2,500.00	2,540.04	2,540.04	-40.04	0.00	-40.04	0.00

Account Number	Description	Budget Amount	Period Amount	YTD Amount	YTD Var	Encumbered Amount	Available	% Available
001-0610-5650	Emerg Telephone Service Exp	88,980.00	3,648.30	69,364.15	19,615.85	0.00	19,615.85	22.05
	E60 Sub Totals:	91,480.00	6,188.34	71,904.19	19,575.81	0.00	19,575.81	21.40
	Expense Sub Totals:	519,283.56	55,592.51	492,399.63	26,883.93	0.00	26,883.93	5.18
Dept 001-0620	Dept 0610 Sub Totals:	444,283.56	6,754.36	413,701.83	30,581.73	0.00		
R64	School Resource Officers Reimbursement							
001-0620-4640	Bryant School - SRO Reim	234,000.00	121,625.00	243,250.00	-9,250.00	0.00	-9,250.00	0.00
	R64 Sub Totals:	234,000.00	121,625.00	243,250.00	-9,250.00	0.00	-9,250.00	0.00
	Revenue Sub Totals:	234,000.00	121,625.00	243,250.00	-9,250.00	0.00	-9,250.00	0.00
E01	Personnel Expense							
001-0620-5000	Salary Expense	337,713.20	38,559.23	308,378.55	29,334.65	0.00	29,334.65	8.69
001-0620-5010	Overtime Expense	1,000.00	0.00	0.00	1,000.00	0.00	1,000.00	100.00
001-0620-5020	FICA Expense	25,911.56	2,880.74	22,736.42	3,175.14	0.00	3,175.14	12.25
001-0620-5022	Unemployment Expense	1,827.00	0.00	1,731.29	95.71	0.00	95.71	5.24
001-0620-5025	Worker's Comp Expense	5,100.00	0.00	2,940.86	2,159.14	0.00	2,159.14	42.34
001-0620-5035	LOPFI Expense	77,904.05	8,916.92	71,499.75	6,404.30	0.00	6,404.30	8.22
001-0620-5036	LOPFI Prem Advance	-22,000.00	-5,088.26	-21,495.72	-504.28	0.00	-504.28	0.00
001-0620-5040	Health Insurance Expense	71,414.40	4,987.80	64,384.52	7,029.88	0.00	7,029.88	9.84
001-0620-5050	Physical & Drug Screen Exp	500.00	0.00	0.00	500.00	0.00	500.00	100.00
001-0620-5056	Uniform Expenses	8,400.00	670.73	5,611.71	2,788.29	0.00	2,788.29	33.19
001-0620-5060	Travel & Training Expense	15,000.00	0.00	14,636.90	363.10	0.00	363.10	2.42
	E01 Sub Totals:	522,770.21	50,927.16	470,424.28	52,345.93	0.00	52,345.93	10.01
E10	Building & Grounds Exp							
001-0620-5116	Communication Exp - Cellular	12,000.00	1,499.16	9,576.70	2,423.30	0.00	2,423.30	20.19
	E10 Sub Totals:	12,000.00	1,499.16	9,576.70	2,423.30	0.00	2,423.30	20.19
E60	Miscellaneous Expense							
001-0620-5608	Software - New & Renewals	2,500.00	337.50	337.50	2,162.50	0.00	2,162.50	86.50
	E60 Sub Totals:	2,500.00	337.50	337.50	2,162.50	0.00	2,162.50	86.50
	Expense Sub Totals:	537,270.21	52,763.82	480,338.48	56,931.73	0.00	56,931.73	10.60
Dept 001-0630	Dept 0620 Sub Totals:	303,270.21	-68,861.18	237,088.48	66,181.73	0.00		
E30	Supply Expense							

Account Number	Description	Budget Amount	Period Amount	YTD Amount	YTD Var	Encumbered Amount	Available	% Available
001-0630-5306	Supplies - Food Allowance	1,809.00	256.13	1,809.04	-9.04	0.00	-9.04	0.00
E40	E30 Sub Totals:	1,809.00	256.13	1,809.04	-9.04	0.00	-9.04	0.00
001-0630-5500	Operations Expense	6,250.00	0.00	6,113.97	136.03	0.00	136.03	2.18
	K9 Training	6,250.00	0.00	6,113.97	136.03	0.00	136.03	2.18
E55	E40 Sub Totals:	2,500.00	406.53	2,264.75	235.25	-100.28	335.53	13.42
001-0630-5592	Professional Services	2,500.00	406.53	2,264.75	235.25	-100.28	335.53	13.42
	Prof Services - Veterinarian	10,550.00	662.66	10,187.76	362.24	-100.28	462.52	4.38
	E55 Sub Totals:	10,550.00	662.66	10,187.76	362.24	-100.28	462.52	4.38
	Expense Sub Totals:	10,550.00	662.66	10,187.76	362.24	-100.28	462.52	4.38
Dept 001-0700	Dept 0630 Sub Totals:	41,500.00	3,362.60	49,632.38	-8,132.38	0.00	-8,132.38	0.00
R10	Code Enforcement	41,500.00	3,362.60	49,632.38	-8,132.38	0.00	-8,132.38	0.00
001-0700-4656	Taxes - Sales	41,500.00	3,362.60	49,632.38	-8,132.38	0.00	-8,132.38	0.00
	Alcohol Sales Tax Collected	41,500.00	3,362.60	49,632.38	-8,132.38	0.00	-8,132.38	0.00
R20	R10 Sub Totals:	5,000.00	199.82	7,678.57	-2,678.57	0.00	-2,678.57	0.00
	Licenses Permits & Fees	120.00	0.00	100.00	20.00	0.00	20.00	16.67
001-0700-4200	Act 474 Commercial Surcharge	90,250.00	26,350.00	103,340.48	-13,090.48	0.00	-13,090.48	0.00
001-0700-4204	Amusement Game Fees	2,200.00	0.00	3,664.04	-1,464.04	0.00	-1,464.04	0.00
001-0700-4208	Business License	4,000.00	235.00	4,655.00	-655.00	0.00	-655.00	0.00
001-0700-4210	Commercial Remodel Permits	46,000.00	6,872.08	62,549.80	-16,549.80	0.00	-16,549.80	0.00
001-0700-4212	Drainage Fees	1,600.00	30.00	960.00	640.00	0.00	640.00	40.00
001-0700-4214	Electrical Permits	300.00	0.00	100.00	200.00	0.00	200.00	66.67
001-0700-4216	Electrical Reinspection	31,100.00	612.36	34,117.59	-3,017.59	0.00	-3,017.59	0.00
001-0700-4218	Fence Permits	1,150.00	125.00	3,604.80	-2,454.80	0.00	-2,454.80	0.00
001-0700-4220	HVACR Permits	30,000.00	300.00	35,841.23	-5,841.23	0.00	-5,841.23	0.00
001-0700-4226	Mobile Home Permits	2,500.00	50.00	1,190.00	1,310.00	0.00	1,310.00	52.40
001-0700-4228	New Commercial Permits	15,000.00	1,816.48	24,681.25	-9,681.25	0.00	-9,681.25	0.00
001-0700-4230	Permits - Other	1,000.00	270.00	1,920.00	-920.00	0.00	-920.00	0.00
001-0700-4232	Plumbing/Gas Inspections	20,000.00	1,344.80	29,708.22	-9,708.22	0.00	-9,708.22	0.00
001-0700-4234	Re-Inspection Fees	1,000.00	210.00	1,095.80	-95.80	0.00	-95.80	0.00
001-0700-4236	Residential Building Permits	175.00	100.00	450.00	-275.00	0.00	-275.00	0.00
001-0700-4238	Residential Remodel Permits	6,500.00	0.00	6,745.00	-245.00	0.00	-245.00	0.00
001-0700-4240	Sanitation License	500.00	120.00	990.00	-490.00	0.00	-490.00	0.00
001-0700-4242	Sign Permits	1,000.00	40.00	894.00	106.00	0.00	106.00	10.60
001-0700-4244	Solicitation Permits	300.00	0.00	360.00	-60.00	0.00	-60.00	0.00
001-0700-4248	Storage Building Permits							
001-0700-4252	Swimming Pool Permits							

Account Number	Description	Budget Amount	Period Amount	YTD Amount	YTD Var	Encumbered Amount	Available	% Available
001-0700-4258	Alcohol Permits - Revenue	22,000.00	0.00	19,374.13	2,625.87	0.00	2,625.87	11.94
R20 Sub Totals:		281,695.00	38,675.54	344,019.91	-62,324.91	0.00	-62,324.91	0.00
R64	Reimbursement							
001-0700-4560	Vacant Home Cleanup - Revenue	500.00	12,722.40	13,140.54	-12,640.54	0.00	-12,640.54	0.00
R64 Sub Totals:		500.00	12,722.40	13,140.54	-12,640.54	0.00	-12,640.54	0.00
Revenue Sub Totals:		323,695.00	54,760.54	406,792.83	-83,097.83	0.00	-83,097.83	0.00
E01	Personnel Expense							
001-0700-5000	Salary Expense	184,293.13	21,461.62	183,919.87	373.26	0.00	373.26	0.20
001-0700-5010	Overtime Expense	2,000.00	550.08	4,456.64	-2,456.64	0.00	-2,456.64	0.00
001-0700-5020	FICA Expense	14,251.43	1,667.06	14,168.68	82.75	0.00	82.75	0.58
001-0700-5022	Unemployment Expense	920.00	0.00	900.00	20.00	0.00	20.00	2.17
001-0700-5025	Worker's Comp Expense	250.00	0.00	210.00	40.00	0.00	40.00	16.00
001-0700-5030	APERS Expense	27,012.51	3,246.72	27,556.95	-544.44	0.00	-544.44	0.00
001-0700-5040	Health Insurance Expense	49,407.60	3,319.88	42,793.65	6,613.95	0.00	6,613.95	13.39
001-0700-5050	Physical & Drug Screen Exp	325.00	0.00	0.00	325.00	0.00	325.00	100.00
001-0700-5055	Uniform Expense	1,500.00	0.00	1,435.02	64.98	0.00	64.98	4.33
001-0700-5060	Travel & Training Expense	2,500.00	0.00	1,162.50	1,337.50	0.00	1,337.50	53.50
E01 Sub Totals:		282,459.67	30,245.36	276,603.31	5,856.36	0.00	5,856.36	2.07
E10	Building & Grounds Exp							
001-0700-5102	Repairs & Maint - Building	100.00	3.09	185.37	-85.37	0.00	-85.37	0.00
001-0700-5110	Utilities - Electric	1,140.00	70.50	786.16	353.84	0.00	353.84	31.04
001-0700-5111	Utilities - Gas	60.00	2.44	31.31	28.69	0.00	28.69	47.82
001-0700-5112	Utilities - Water	120.00	10.83	86.63	33.37	0.00	33.37	27.81
001-0700-5115	CommExp-Internet, Cable, Landli	2,100.00	173.76	2,083.20	16.80	0.00	16.80	0.80
001-0700-5116	Communication Exp - Cellular	3,460.00	757.30	4,456.64	-996.64	0.00	-996.64	0.00
001-0700-5120	Insurance - Property	200.00	0.00	173.53	26.47	0.00	26.47	13.24
E10 Sub Totals:		7,180.00	1,017.92	7,802.84	-622.84	0.00	-622.84	0.00
E20	Vehicle Expense							
001-0700-5200	Fuel Expense	5,000.00	359.71	4,133.78	866.22	0.00	866.22	17.32
001-0700-5210	Service & Repair - Vehicle	2,000.00	2,074.56	3,600.22	-1,600.22	0.00	-1,600.22	0.00
001-0700-5225	Insurance Expense - Vehicle	500.00	0.00	162.50	337.50	0.00	337.50	67.50
E20 Sub Totals:		7,500.00	2,434.27	7,896.50	-396.50	0.00	-396.50	0.00
E30	Supply Expense							
001-0700-5300	Supplies - Office	500.00	58.03	488.03	11.97	0.00	11.97	2.39
001-0700-5350	Postage Expense	600.00	191.31	676.60	-76.60	0.00	-76.60	0.00

Account Number	Description	Budget Amount	Period Amount	YTD Amount	YTD Var	Encumbered Amount	Available	% Available
E40	E30 Sub Totals:	1,100.00	249.34	1,164.63	-64.63	0.00	-64.63	0.00
	Operations Expense							
001-0700-5405	Act 474 Surcharge	6,500.00	60.80	6,498.52	1.48	0.00	1.48	0.02
001-0700-5475	Credit Card Fees	2,500.00	326.04	2,794.25	-294.25	0.00	-294.25	0.00
001-0700-5480	Dues & Subscriptions	650.00	0.00	630.98	19.02	0.00	19.02	2.93
001-0700-5560	Vacant Home Cleanup	14,100.00	90.00	10,559.20	3,540.80	0.00	3,540.80	25.11
	E40 Sub Totals:	23,750.00	476.84	20,482.95	3,267.05	0.00	3,267.05	13.76
E55	Professional Services							
001-0700-5568	Prof Services - Elec Insp	15,000.00	1,025.00	12,572.50	2,427.50	0.00	2,427.50	16.18
001-0700-5589	Prof Services - Printing	260.00	0.00	136.88	123.12	0.00	123.12	47.35
	E55 Sub Totals:	15,260.00	1,025.00	12,709.38	2,550.62	0.00	2,550.62	16.71
E60	Miscellaneous Expense							
001-0700-5604	Hardware - New & Renewals	6,500.00	4,524.92	6,380.81	119.19	0.00	119.19	1.83
001-0700-5606	IT Projects & Labor	1,000.00	0.00	1,000.00	0.00	0.00	0.00	0.00
001-0700-5608	Software - New & Renewals	1,500.00	0.00	1,238.57	261.43	0.00	261.43	17.43
	E60 Sub Totals:	9,000.00	4,524.92	8,619.38	380.62	0.00	380.62	4.23
	Expense Sub Totals:	346,249.67	39,973.65	335,278.99	10,970.68	0.00	10,970.68	3.17
	Dept 0700 Sub Totals:	22,554.67	-14,786.89	-71,513.84	94,068.51	0.00		
	Fund Revenue Sub Totals:	13,078,482.50	1,157,902.45	12,805,592.01	272,890.49	0.00	272,890.49	2.09
	Fund Expense Sub Totals:	13,627,572.75	1,665,950.83	12,642,132.79	985,439.96	5,378.66	980,061.30	7.19
	Fund 001 Sub Totals:	549,090.25	508,048.38	-163,459.22	712,549.47			
Fund 002	Sales Tax Fund							
Dept 002-0100	Administration							
R10	Taxes - Sales							
002-0100-4105	One Cent Sales Tax	3,873,000.00	339,553.67	4,350,331.77	-477,331.77	0.00	-477,331.77	0.00
	R10 Sub Totals:	3,873,000.00	339,553.67	4,350,331.77	-477,331.77	0.00	-477,331.77	0.00
R85	Interest Revenue							
002-0100-4850	Interest Revenue	250.00	59.86	640.42	-390.42	0.00	-390.42	0.00
	R85 Sub Totals:	250.00	59.86	640.42	-390.42	0.00	-390.42	0.00
	Revenue Sub Totals:	3,873,250.00	339,613.53	4,350,972.19	-477,722.19	0.00	-477,722.19	0.00

Account Number	Description	Budget Amount	Period Amount	YTD Amount	YTD Var	Encumbered Amount	Available	% Available
E62	Intergovernmental Tsfr							
002-0100-5620	Xfer to General	3,873,000.00	322,750.00	3,873,000.00	0.00	0.00	0.00	0.00
	E62 Sub Totals:	3,873,000.00	322,750.00	3,873,000.00	0.00	0.00	0.00	0.00
	Expense Sub Totals:	3,873,000.00	322,750.00	3,873,000.00	0.00	0.00	0.00	0.00
	Dept 0100 Sub Totals:	-250.00	-16,863.53	-477,972.19	477,722.19	0.00	0.00	0.00
	Fund Revenue Sub Totals:	3,873,250.00	339,613.53	4,350,972.19	-477,722.19	0.00	-477,722.19	0.00
	Fund Expense Sub Totals:	3,873,000.00	322,750.00	3,873,000.00	0.00	0.00	0.00	0.00
	Fund 002 Sub Totals:	-250.00	-16,863.53	-477,972.19	477,722.19	0.00	0.00	0.00
Fund 003	Franchise Fees							
Dept 003-0100	Administration							
R50	Sale of Services							
003-0100-4502	AT&T / SW Bell Franchise Fee	150,000.00	8,007.87	135,706.17	14,293.83	0.00	14,293.83	9.53
003-0100-4506	Centerpoint Energy Franchise Fee	200,000.00	14,496.51	165,614.16	34,385.84	0.00	34,385.84	17.19
003-0100-4508	Fidelity Franchise Fee	15,000.00	0.00	15,082.47	-82.47	0.00	-82.47	0.00
003-0100-4510	Comcast Cable Franchise Fee	75,000.00	0.00	76,884.50	-1,884.50	0.00	-1,884.50	0.00
003-0100-4526	Entergy Franchise Fee	600,000.00	41,063.07	602,906.20	-2,906.20	0.00	-2,906.20	0.00
003-0100-4528	First Electric Franchise Fee	275,000.00	36,923.82	319,354.82	-44,354.82	0.00	-44,354.82	0.00
003-0100-4564	Windstream Franchise Fee	15,000.00	0.00	15,479.62	-479.62	0.00	-479.62	0.00
	R50 Sub Totals:	1,330,000.00	100,491.27	1,331,027.94	-1,027.94	0.00	-1,027.94	0.00
R85	Interest Revenue							
003-0100-4850	Interest Revenue	300.00	46.05	516.11	-216.11	0.00	-216.11	0.00
	R85 Sub Totals:	300.00	46.05	516.11	-216.11	0.00	-216.11	0.00
	Revenue Sub Totals:	1,330,300.00	100,537.32	1,331,544.05	-1,244.05	0.00	-1,244.05	0.00
E62	Intergovernmental Tsfr							
003-0100-5620	Xfer to General	444,750.00	37,062.50	444,750.00	0.00	0.00	0.00	0.00
003-0100-5622	Xfer to Street	0.00	0.00	0.00	0.00	0.00	0.00	0.00
	E62 Sub Totals:	444,750.00	37,062.50	444,750.00	0.00	0.00	0.00	0.00
	Expense Sub Totals:	444,750.00	37,062.50	444,750.00	0.00	0.00	0.00	0.00
	Dept 0100 Sub Totals:	-885,550.00	-63,474.82	-886,794.05	1,244.05	0.00	0.00	0.00

Account Number	Description	Budget Amount	Period Amount	YTD Amount	YTD Var	Encumbered Amount	Available	% Available
E62	Intergovernmental Tsfr							
003-0400-5626	Xfer to Other	0.00	0.00	0.00	0.00	0.00	0.00	0.00
	E62 Sub Totals:	0.00	0.00	0.00	0.00	0.00	0.00	0.00
	Expense Sub Totals:	0.00	0.00	0.00	0.00	0.00	0.00	0.00
	Dept 0400 Sub Totals:	0.00	0.00	0.00	0.00	0.00	0.00	0.00
Dept 003-0800	Intergovernmental Tsfr							
E62	Xfer to Fund 185	641,750.00	53,536.97	641,122.66	627.34	0.00	627.34	0.10
003-0800-5622	E62 Sub Totals:	641,750.00	53,536.97	641,122.66	627.34	0.00	627.34	0.10
	Expense Sub Totals:	641,750.00	53,536.97	641,122.66	627.34	0.00	627.34	0.10
	Dept 0800 Sub Totals:	641,750.00	53,536.97	641,122.66	627.34	0.00	627.34	0.10
	Fund Revenue Sub Totals:	1,330,300.00	100,537.32	1,331,544.05	-1,244.05	0.00	-1,244.05	0.00
	Fund Expense Sub Totals:	1,086,500.00	90,599.47	1,085,872.66	627.34	0.00	627.34	0.06
	Fund 003 Sub Totals:	-243,800.00	-9,937.85	-245,671.39	1,871.39	0.00		
Fund 005	Designated Tax Fund - Gen'l							
Dept 005-0100	Administration							
R85	Interest Revenue	700.00	78.33	939.04	-239.04	0.00	-239.04	0.00
005-0100-4850	Interest Revenue	700.00	78.33	939.04	-239.04	0.00	-239.04	0.00
	R85 Sub Totals:	700.00	78.33	939.04	-239.04	0.00	-239.04	0.00
	Revenue Sub Totals:	700.00	78.33	939.04	-239.04	0.00	-239.04	0.00
	Dept 0100 Sub Totals:	-700.00	-78.33	-939.04	239.04	0.00		
Dept 005-0200	Animal Control							
R10	Taxes - Sales							
005-0200-4100	Designated Tax - AC	416,000.00	33,955.37	435,033.20	-19,033.20	0.00	-19,033.20	0.00
	R10 Sub Totals:	416,000.00	33,955.37	435,033.20	-19,033.20	0.00	-19,033.20	0.00
	Revenue Sub Totals:	416,000.00	33,955.37	435,033.20	-19,033.20	0.00	-19,033.20	0.00
	Intergovernmental Tsfr							
E62	Xfer to General - AC	416,000.00	34,666.66	415,999.92	0.08	0.00	0.08	0.00

Account Number	Description	Budget Amount	Period Amount	YTD Amount	YTD Var	Encumbered Amount	Available	% Available
E62 Sub Totals:		416,000.00	34,666.66	415,999.92	0.08	0.00	0.08	0.00
Expense Sub Totals:		416,000.00	34,666.66	415,999.92	0.08	0.00	0.08	0.00
Dept 0200 Sub Totals:		0.00	711.29	-19,033.28	19,033.28	0.00		
Parks General								
Taxes - Sales								
Designated Tax - Park		416,000.00	33,955.37	435,033.20	-19,033.20	0.00	-19,033.20	0.00
R10 Sub Totals:		416,000.00	33,955.37	435,033.20	-19,033.20	0.00	-19,033.20	0.00
Revenue Sub Totals:		416,000.00	33,955.37	435,033.20	-19,033.20	0.00	-19,033.20	0.00
Intergovernmental Tsfr								
Xfer to General - Park		416,000.00	34,666.66	415,999.92	0.08	0.00	0.08	0.00
E62 Sub Totals:		416,000.00	34,666.66	415,999.92	0.08	0.00	0.08	0.00
Expense Sub Totals:		416,000.00	34,666.66	415,999.92	0.08	0.00	0.08	0.00
Dept 0400 Sub Totals:		0.00	711.29	-19,033.28	19,033.28	0.00		
Fire Department								
Taxes - Sales								
Designated Tax - Fire		1,068,000.00	84,888.42	1,087,582.96	-19,582.96	0.00	-19,582.96	0.00
Sale of Fixed Assets - Fire		0.00	0.00	0.00	0.00	0.00	0.00	0.00
R10 Sub Totals:		1,068,000.00	84,888.42	1,087,582.96	-19,582.96	0.00	-19,582.96	0.00
Revenue Sub Totals:		1,068,000.00	84,888.42	1,087,582.96	-19,582.96	0.00	-19,582.96	0.00
Intergovernmental Tsfr								
Xfer to General - Fire		1,068,000.00	86,750.00	1,041,000.00	27,000.00	0.00	27,000.00	2.53
E62 Sub Totals:		1,068,000.00	86,750.00	1,041,000.00	27,000.00	0.00	27,000.00	2.53
Expense Sub Totals:		1,068,000.00	86,750.00	1,041,000.00	27,000.00	0.00	27,000.00	2.53
Dept 0500 Sub Totals:		0.00	1,861.58	-46,582.96	46,582.96	0.00		
Police								
Taxes - Sales								
Designated Tax - Police		1,041,000.00	84,888.42	1,087,582.96	-46,582.96	0.00	-46,582.96	0.00
R10 Sub Totals:		1,041,000.00	84,888.42	1,087,582.96	-46,582.96	0.00	-46,582.96	0.00

Account Number	Description	Budget Amount	Period Amount	YTD Amount	YTD Var	Encumbered Amount	Available	% Available
E62	Revenue Sub Totals:							
005-0600-5620	Intergovernmental Tsfr	1,041,000.00	84,888.42	1,087,582.96	-46,582.96	0.00	-46,582.96	0.00
	Xfer to General - Police	1,041,000.00	86,750.00	1,041,000.00	0.00	0.00	0.00	0.00
	E62 Sub Totals:	1,041,000.00	86,750.00	1,041,000.00	0.00	0.00	0.00	0.00
	Expense Sub Totals:	1,041,000.00	86,750.00	1,041,000.00	0.00	0.00	0.00	0.00
Dept 005-0800	Dept 0600 Sub Totals:	0.00	1,861.58	-46,582.96	46,582.96	0.00		
R10	Street							
005-0800-4100	Taxes - Sales							
	Designated Tax - Street	1,250,000.00	101,866.09	1,305,099.45	-55,099.45	0.00	-55,099.45	0.00
	R10 Sub Totals:	1,250,000.00	101,866.09	1,305,099.45	-55,099.45	0.00	-55,099.45	0.00
E62	Revenue Sub Totals:							
005-0800-5622	Intergovernmental Tsfr	1,250,000.00	101,866.09	1,305,099.45	-55,099.45	0.00	-55,099.45	0.00
	Xfer to Street	1,250,000.00	104,166.66	1,249,999.92	0.08	0.00	0.08	0.00
	E62 Sub Totals:	1,250,000.00	104,166.66	1,249,999.92	0.08	0.00	0.08	0.00
	Expense Sub Totals:	1,250,000.00	104,166.66	1,249,999.92	0.08	0.00	0.08	0.00
	Dept 0800 Sub Totals:	0.00	2,300.57	-55,099.53	55,099.53	0.00		
	Fund Revenue Sub Totals:	4,191,700.00	339,632.00	4,351,270.81	-159,570.81	0.00	-159,570.81	0.00
	Fund Expense Sub Totals:	4,191,000.00	346,999.98	4,163,999.76	27,000.24	0.00	27,000.24	0.64
	Fund 005 Sub Totals:	-700.00	7,367.98	-187,271.05	186,571.05	0.00		
Fund 010	Electronic Tax							
Dept 010-0000	Personnel Expense	0.00	0.00	0.00	0.00	0.00	0.00	0.00
E01	Taxable Clothing Expense							
010-0000-5058	E01 Sub Totals:	0.00	0.00	0.00	0.00	0.00	0.00	0.00
	Expense Sub Totals:	0.00	0.00	0.00	0.00	0.00	0.00	0.00
	Dept 0000 Sub Totals:	0.00	0.00	0.00	0.00	0.00		

Account Number	Description	Budget Amount	Period Amount	YTD Amount	YTD Var	Encumbered Amount	Available	% Available
Fund Revenue Sub Totals:		0.00	0.00	0.00	0.00	0.00	0.00	0.00
Fund Expense Sub Totals:		0.00	0.00	0.00	0.00	0.00	0.00	0.00
Fund 010 Sub Totals:		0.00	0.00	0.00	0.00	0.00	0.00	0.00
Animal Control Donation								
Donation Revenue		2,500.00	0.00	0.00	2,500.00	0.00	2,500.00	100.00
Donation Revenue		1,000.00	0.00	0.00	1,000.00	0.00	1,000.00	100.00
Donations Dog Park								
R68 Sub Totals:		3,500.00	0.00	0.00	3,500.00	0.00	3,500.00	100.00
Interest Revenue								
Interest Revenue		5.00	0.97	11.57	-6.57	0.00	-6.57	0.00
R85 Sub Totals:		5.00	0.97	11.57	-6.57	0.00	-6.57	0.00
Revenue Sub Totals:		3,505.00	0.97	11.57	3,493.43	0.00	3,493.43	99.67
Donation Expense								
AC Donation Expense		5,000.00	0.00	3,403.95	1,596.05	0.00	1,596.05	31.92
E68 Sub Totals:		5,000.00	0.00	3,403.95	1,596.05	0.00	1,596.05	31.92
Expense Sub Totals:		5,000.00	0.00	3,403.95	1,596.05	0.00	1,596.05	31.92
Dept 0200 Sub Totals:		1,495.00	-0.97	3,392.38	-1,897.38	0.00		
Fund Revenue Sub Totals:		3,505.00	0.97	11.57	3,493.43	0.00	3,493.43	99.67
Fund Expense Sub Totals:		5,000.00	0.00	3,403.95	1,596.05	0.00	1,596.05	31.92
Fund 020 Sub Totals:		1,495.00	-0.97	3,392.38	-1,897.38	0.00		
Act 1256 of 1995 Court								
Fines & Forfeitures		71,250.00	3,705.00	78,965.00	-7,715.00	0.00	-7,715.00	0.00
Act 1256 Civil Division		360,000.00	22,421.00	299,631.18	60,368.82	0.00	60,368.82	16.77
Act 1256 District Court Rev								
R40 Sub Totals:		431,250.00	26,126.00	378,596.18	52,653.82	0.00	52,653.82	12.21

Account Number	Description	Budget Amount	Period Amount	YTD Amount	YTD Var	Encumbered Amount	Available	% Available
E01	Revenue Sub Totals:	431,250.00	26,126.00	378,596.18	52,653.82	0.00	52,653.82	12.21
030-0300-5072	Personnel Expense							
	Act 1256 Judge Retirement	5,200.00	394.84	4,738.08	461.92	0.00	461.92	8.88
E01	E01 Sub Totals:	5,200.00	394.84	4,738.08	461.92	0.00	461.92	8.88
E40	Operations Expense							
030-0300-5400	Act 316 of 1991 Expense	250.00	18.12	217.44	32.56	0.00	32.56	13.02
030-0300-5415	Act 918 of 1983 Expense	17,500.00	1,342.64	16,111.68	1,388.32	0.00	1,388.32	7.93
030-0300-5425	Act 1256 Co Admin of Justice	140,500.00	10,741.60	128,899.20	11,600.80	0.00	11,600.80	8.26
030-0300-5430	Act 1256 Court Costs	15,250.00	1,181.04	14,172.48	1,077.52	0.00	1,077.52	7.07
030-0300-5435	Act 1256 City Attorney	28,500.00	2,190.68	26,288.16	2,211.84	0.00	2,211.84	7.76
030-0300-5440	Act 1256 DFA (State)	197,250.00	8,223.34	163,764.26	33,485.74	0.00	33,485.74	16.98
030-0300-5445	Act 1256 Ordinance 89-15	26,000.00	1,966.60	23,599.20	2,400.80	0.00	2,400.80	9.23
030-0300-5495	Act 1256 Intoximeter Expense	900.00	67.14	805.68	94.32	0.00	94.32	10.48
E40	E40 Sub Totals:	426,150.00	25,731.16	373,858.10	52,291.90	0.00	52,291.90	12.27
	Expense Sub Totals:	431,350.00	26,126.00	378,596.18	52,753.82	0.00	52,753.82	12.23
	Dept 0300 Sub Totals:	100.00	0.00	0.00	100.00	0.00		
	Fund Revenue Sub Totals:	431,250.00	26,126.00	378,596.18	52,653.82	0.00	52,653.82	12.21
	Fund Expense Sub Totals:	431,350.00	26,126.00	378,596.18	52,753.82	0.00	52,753.82	12.23
Fund 031	Fund 030 Sub Totals:	100.00	0.00	0.00	100.00	0.00		
Dept 031-0300	Act 1809 of 2001 Court Auto							
R40	Fines & Forfeitures							
031-0300-4408	Act 1809 of 2001 Revenue	26,000.00	2,833.50	34,672.00	-8,672.00	0.00	-8,672.00	0.00
R85	R40 Sub Totals:	26,000.00	2,833.50	34,672.00	-8,672.00	0.00	-8,672.00	0.00
031-0300-4850	Interest Revenue	20.00	2.99	35.16	-15.16	0.00	-15.16	0.00
	Interest Revenue							
R85	R85 Sub Totals:	20.00	2.99	35.16	-15.16	0.00	-15.16	0.00
E60	Revenue Sub Totals:	26,020.00	2,836.49	34,707.16	-8,687.16	0.00	-8,687.16	0.00
031-0300-5608	Miscellaneous Expense							
	Software - New & Renewals	64,676.00	5,120.50	28,408.76	36,267.24	0.00	36,267.24	56.08

Account Number	Description	Budget Amount	Period Amount	YTD Amount	YTD Var	Encumbered Amount	Available	% Available
E60 Sub Totals:		64,676.00	5,120.50	28,408.76	36,267.24	0.00	36,267.24	56.08
Expense Sub Totals:		64,676.00	5,120.50	28,408.76	36,267.24	0.00	36,267.24	56.08
Dept 0300 Sub Totals:		38,656.00	2,284.01	-6,298.40	44,954.40	0.00		
Fund Revenue Sub Totals:		26,020.00	2,836.49	34,707.16	-8,687.16	0.00	-8,687.16	0.00
Fund Expense Sub Totals:		64,676.00	5,120.50	28,408.76	36,267.24	0.00	36,267.24	56.08
Fund 031 Sub Totals:		38,656.00	2,284.01	-6,298.40	44,954.40	0.00		
Park 1/8 SalesTax O & M								
Parks General								
Taxes - Sales								
Park 1/8 Sales Tax		521,000.00	42,444.21	543,791.46	-22,791.46	0.00	-22,791.46	0.00
R10 Sub Totals:		521,000.00	42,444.21	543,791.46	-22,791.46	0.00	-22,791.46	0.00
Interest Revenue		30.00	4.61	49.20	-19.20	0.00	-19.20	0.00
Interest Revenue		30.00	4.61	49.20	-19.20	0.00	-19.20	0.00
R85 Sub Totals:								
Revenue Sub Totals:		521,030.00	42,448.82	543,840.66	-22,810.66	0.00	-22,810.66	0.00
Intergovernmental Tsfr								
Xfer to General		521,000.00	43,416.66	520,999.92	0.08	0.00	0.08	0.00
E62 Sub Totals:		521,000.00	43,416.66	520,999.92	0.08	0.00	0.08	0.00
Expense Sub Totals:								
Dept 0400 Sub Totals:		-30.00	967.84	-22,840.74	22,810.74	0.00		
Fund Revenue Sub Totals:		521,030.00	42,448.82	543,840.66	-22,810.66	0.00	-22,810.66	0.00
Fund Expense Sub Totals:		521,000.00	43,416.66	520,999.92	0.08	0.00	0.08	0.00
Fund 045 Sub Totals:		-30.00	967.84	-22,840.74	22,810.74	0.00		
Fire Donation								
Fire Department								
Donation Revenue		1,000.00	500.00	1,539.04	-539.04	0.00	-539.04	0.00
Donation Revenue								

Account Number	Description	Budget Amount	Period Amount	YTD Amount	YTD Var	Encumbered Amount	Available	% Available
R85	R68 Sub Totals:	1,000.00	500.00	1,539.04	-539.04	0.00	-539.04	0.00
050-0500-4850	Interest Revenue							
	Interest Revenue	0.00	0.16	1.68	-1.68	0.00	-1.68	0.00
R85	R85 Sub Totals:	0.00	0.16	1.68	-1.68	0.00	-1.68	0.00
	Revenue Sub Totals:	1,000.00	500.16	1,540.72	-540.72	0.00	-540.72	0.00
E68	Donation Expense							
050-0500-5580	Donations Expense Fire	1,000.00	1,480.19	1,480.19	-480.19	0.00	-480.19	0.00
	E68 Sub Totals:	1,000.00	1,480.19	1,480.19	-480.19	0.00	-480.19	0.00
	Expense Sub Totals:	1,000.00	1,480.19	1,480.19	-480.19	0.00	-480.19	0.00
	Dept 0500 Sub Totals:	0.00	980.03	-60.53	60.53	0.00		
	Fund Revenue Sub Totals:	1,000.00	500.16	1,540.72	-540.72	0.00	-540.72	0.00
	Fund Expense Sub Totals:	1,000.00	1,480.19	1,480.19	-480.19	0.00	-480.19	0.00
	Fund 050 Sub Totals:	0.00	980.03	-60.53	60.53	0.00		
Fund 051	Act 833 of 1991 Fire							
Dept 051-0500	Fire Department							
R15	Taxes - Property							
051-0500-4150	State Turnback	22,000.00	0.00	21,810.26	189.74	0.00	189.74	0.86
	R15 Sub Totals:	22,000.00	0.00	21,810.26	189.74	0.00	189.74	0.86
R85	Interest Revenue							
051-0500-4850	Interest Revenue	15.00	1.42	14.55	0.45	0.00	0.45	3.00
	R85 Sub Totals:	15.00	1.42	14.55	0.45	0.00	0.45	3.00
	Revenue Sub Totals:	22,015.00	1.42	21,824.81	190.19	0.00	190.19	0.86
E40	Operations Expense							
051-0500-5410	Act 833 Expense	15,000.00	2,056.25	10,592.89	4,407.11	0.00	4,407.11	29.38
	E40 Sub Totals:	15,000.00	2,056.25	10,592.89	4,407.11	0.00	4,407.11	29.38
	Expense Sub Totals:	15,000.00	2,056.25	10,592.89	4,407.11	0.00	4,407.11	29.38

Account Number	Description	Budget Amount	Period Amount	YTD Amount	YTD Var	Encumbered Amount	Available	% Available
	Dept 0500 Sub Totals:	-7,015.00	2,054.83	-11,231.92	4,216.92	0.00		
	Fund Revenue Sub Totals:	22,015.00	1.42	21,824.81	190.19	0.00	190.19	0.86
	Fund Expense Sub Totals:	15,000.00	2,056.25	10,592.89	4,407.11	0.00	4,407.11	29.38
	Fund 051 Sub Totals:	-7,015.00	2,054.83	-11,231.92	4,216.92	0.00		
Fund 055	Fire 3/8 SalesTax							
Dept 055-0500	Fire Department							
R10	Taxes - Sales							
055-0500-4120	Fire 3/8 Sales Tax	1,562,000.00	127,332.63	1,631,374.39	-69,374.39	0.00	-69,374.39	0.00
	R10 Sub Totals:	1,562,000.00	127,332.63	1,631,374.39	-69,374.39	0.00	-69,374.39	0.00
R85	Interest Revenue	100.00	2.86	45.07	54.93	0.00	54.93	54.93
055-0500-4850	Interest Revenue	100.00	2.86	45.07	54.93	0.00	54.93	54.93
	R85 Sub Totals:	100.00	2.86	45.07	54.93	0.00	54.93	54.93
	Revenue Sub Totals:	1,562,100.00	127,335.49	1,631,419.46	-69,319.46	0.00	-69,319.46	0.00
E62	Intergovernmental Tsfr							
055-0500-5620	Xfer to General	1,562,000.00	130,166.66	1,458,833.26	103,166.74	0.00	103,166.74	6.60
	E62 Sub Totals:	1,562,000.00	130,166.66	1,458,833.26	103,166.74	0.00	103,166.74	6.60
E80	Fixed Assets							
055-0500-5814	Fixed Assets - Fire Trucks	173,000.00	14,570.61	172,948.40	51.60	0.00	51.60	0.03
	E80 Sub Totals:	173,000.00	14,570.61	172,948.40	51.60	0.00	51.60	0.03
E85	Interest Expense							
055-0500-5850	Interest Expense	3,030.00	87.23	2,945.68	84.32	0.00	84.32	2.78
	E85 Sub Totals:	3,030.00	87.23	2,945.68	84.32	0.00	84.32	2.78
	Expense Sub Totals:	1,738,030.00	144,824.50	1,634,727.34	103,302.66	0.00	103,302.66	5.94
	Dept 0500 Sub Totals:	175,930.00	17,489.01	3,307.88	172,622.12	0.00		
	Fund Revenue Sub Totals:	1,562,100.00	127,335.49	1,631,419.46	-69,319.46	0.00	-69,319.46	0.00
	Fund Expense Sub Totals:	1,738,030.00	144,824.50	1,634,727.34	103,302.66	0.00	103,302.66	5.94

Account Number	Description	Budget Amount	Period Amount	YTD Amount	YTD Var	Encumbered Amount	Available	% Available
Fund 060	Fund 055 Sub Totals:	175,930.00	17,489.01	3,307.88	172,622.12	0.00		
Dept 060-0600	Police Donation							
R68	Police							
060-0600-4680	Donation Revenue	1,000.00	0.00	1,089.04	-89.04	0.00	-89.04	0.00
	Donation Revenue	1,000.00	0.00	1,089.04	-89.04	0.00	-89.04	0.00
R85	R68 Sub Totals:	5.00	0.06	0.90	4.10	0.00	4.10	82.00
060-0600-4850	Interest Revenue							
	Interest Revenue	5.00	0.06	0.90	4.10	0.00	4.10	82.00
	R85 Sub Totals:	1,005.00	0.06	1,089.94	-84.94	0.00	-84.94	0.00
E60	Revenue Sub Totals:	1,750.00	0.00	1,335.69	414.31	0.00	414.31	23.67
060-0600-5600	Miscellaneous Expense							
	Miscellaneous Expense	1,750.00	0.00	1,335.69	414.31	0.00	414.31	23.67
	E60 Sub Totals:	1,750.00	0.00	1,335.69	414.31	0.00	414.31	23.67
	Expense Sub Totals:	745.00	-0.06	245.75	499.25	0.00		
	Dept 0600 Sub Totals:	1,005.00	0.06	1,089.94	-84.94	0.00	-84.94	0.00
	Fund Revenue Sub Totals:	1,750.00	0.00	1,335.69	414.31	0.00	414.31	23.67
	Fund Expense Sub Totals:	745.00	-0.06	245.75	499.25	0.00		
Fund 061	Fund 060 Sub Totals:	15,000.00	1,342.64	16,111.68	-1,111.68	0.00	-1,111.68	0.00
Dept 061-0600	Act 918 of 1983 Police							
R40	Police							
061-0600-4410	Fines & Forfeitures	15,000.00	1,342.64	16,111.68	-1,111.68	0.00	-1,111.68	0.00
	Admin of Justice Revenue	15,000.00	1,342.64	16,111.68	-1,111.68	0.00	-1,111.68	0.00
R85	R40 Sub Totals:	10.00	1.23	11.95	-1.95	0.00	-1.95	0.00
061-0600-4850	Interest Revenue							
	Interest Revenue	10.00	1.23	11.95	-1.95	0.00	-1.95	0.00
	R85 Sub Totals:	15,010.00	1,343.87	16,123.63	-1,113.63	0.00	-1,113.63	0.00
	Revenue Sub Totals:	-15,010.00	-1,343.87	-16,123.63	1,113.63	0.00		
	Dept 0600 Sub Totals:							

Account Number	Description	Budget Amount	Period Amount	YTD Amount	YTD Var	Encumbered Amount	Available	% Available
	Fund Revenue Sub Totals:	15,010.00	1,343.87	16,123.63	-1,113.63	0.00	-1,113.63	0.00
	Fund Expense Sub Totals:	0.00	0.00	0.00	0.00	0.00	0.00	0.00
Fund 062	Fund 061 Sub Totals:	-15,010.00	-1,343.87	-16,123.63	1,113.63	0.00		
Dept 062-0600	Act 988 of 1991 Emerg Veh							
R40	Police							
062-0600-4402	Fines & Forfeitures							
	Act 988 of 1991 Revenue	12,000.00	899.00	12,119.00	-119.00	0.00	-119.00	0.00
	R40 Sub Totals:	12,000.00	899.00	12,119.00	-119.00	0.00	-119.00	0.00
R85	Interest Revenue	10.00	0.63	6.11	3.89	0.00	3.89	38.90
062-0600-4850	Interest Revenue	10.00	0.63	6.11	3.89	0.00	3.89	38.90
	R85 Sub Totals:	10.00	0.63	6.11	3.89	0.00	3.89	38.90
	Revenue Sub Totals:	12,010.00	899.63	12,125.11	-115.11	0.00	-115.11	0.00
E40	Operations Expense	12,000.00	0.00	2,883.21	9,116.79	0.00	9,116.79	75.97
062-0600-5420	Act 988 Expense	12,000.00	0.00	2,883.21	9,116.79	0.00	9,116.79	75.97
	E40 Sub Totals:	12,000.00	0.00	2,883.21	9,116.79	0.00	9,116.79	75.97
	Expense Sub Totals:	-10.00	-899.63	-9,241.90	9,231.90	0.00		
	Dept 0600 Sub Totals:	12,010.00	899.63	12,125.11	-115.11	0.00	-115.11	0.00
	Fund Revenue Sub Totals:	12,000.00	0.00	2,883.21	9,116.79	0.00	9,116.79	75.97
	Fund Expense Sub Totals:	-10.00	-899.63	-9,241.90	9,231.90	0.00		
Fund 066	Fund 062 Sub Totals:	0.00	0.09	1.26	-1.26	0.00	-1.26	0.00
Dept 066-0600	Federal Drug Control							
R85	Police							
066-0600-4850	Interest Revenue							
	Interest Revenue	0.00	0.09	1.26	-1.26	0.00	-1.26	0.00
	R85 Sub Totals:	0.00	0.09	1.26	-1.26	0.00	-1.26	0.00
	Revenue Sub Totals:	2,515.00	0.00	2,510.26	4.74	0.00	4.74	0.19
E60	Miscellaneous Expense							
066-0600-5600	Miscellaneous Expense							

Account Number	Description	Budget Amount	Period Amount	YTD Amount	YTD Var	Encumbered Amount	Available	% Available
E60 Sub Totals:		2,515.00	0.00	2,510.26	4.74	0.00	4.74	0.19
Expense Sub Totals:		2,515.00	0.00	2,510.26	4.74	0.00	4.74	0.19
Dept 0600 Sub Totals:		2,515.00	-0.09	2,509.00	6.00	0.00		
Fund Revenue Sub Totals:		0.00	0.09	1.26	-1.26	0.00	-1.26	0.00
Fund Expense Sub Totals:		2,515.00	0.00	2,510.26	4.74	0.00	4.74	0.19
Fund 066 Sub Totals:		2,515.00	-0.09	2,509.00	6.00	0.00		
State Drug Control								
Police								
Fines & Forfeitures								
Drug Seizure Revenue		2,500.00	0.00	824.40	1,675.60	0.00	1,675.60	67.02
R40 Sub Totals:		2,500.00	0.00	824.40	1,675.60	0.00	1,675.60	67.02
Interest Revenue		5.00	0.54	6.54	-1.54	0.00	-1.54	0.00
Interest Revenue		5.00	0.54	6.54	-1.54	0.00	-1.54	0.00
R85 Sub Totals:		5.00	0.54	6.54	-1.54	0.00	-1.54	0.00
Revenue Sub Totals:		2,505.00	0.54	830.94	1,674.06	0.00	1,674.06	66.83
Miscellaneous Expense								
Miscellaneous Expense		10,000.00	0.00	287.13	9,712.87	0.00	9,712.87	97.13
E60 Sub Totals:		10,000.00	0.00	287.13	9,712.87	0.00	9,712.87	97.13
Expense Sub Totals:		10,000.00	0.00	287.13	9,712.87	0.00	9,712.87	97.13
Dept 0600 Sub Totals:		7,495.00	-0.54	-543.81	8,038.81	0.00		
Fund Revenue Sub Totals:		2,505.00	0.54	830.94	1,674.06	0.00	1,674.06	66.83
Fund Expense Sub Totals:		10,000.00	0.00	287.13	9,712.87	0.00	9,712.87	97.13
Fund 068 Sub Totals:		7,495.00	-0.54	-543.81	8,038.81	0.00		
Street Fund								
Sale of Equipment								
Sale of Fixed Assets		64,768.00	0.00	71,075.00	-6,307.00	0.00	-6,307.00	0.00

Account Number	Description	Budget Amount	Period Amount	YTD Amount	YTD Var	Encumbered Amount	Available	% Available
R66 Sub Totals:		64,768.00	0.00	71,075.00	-6,307.00	0.00	-6,307.00	0.00
Revenue Sub Totals:		64,768.00	0.00	71,075.00	-6,307.00	0.00	-6,307.00	0.00
Dept 0000 Sub Totals:		-64,768.00	0.00	-71,075.00	6,307.00	0.00		
Stormwater								
Personnel Expense								
080-0140-5000	Salary Expense	105,379.39	9,346.24	81,182.71	24,196.68	0.00	24,196.68	22.96
080-0140-5010	Overtime Expense	1,950.00	0.00	1,480.12	469.88	0.00	469.88	24.10
080-0140-5020	FICA Expense	8,138.03	705.42	6,249.06	1,888.97	0.00	1,888.97	23.21
080-0140-5022	Unemployment Expense	668.00	0.00	623.43	44.57	0.00	44.57	6.67
080-0140-5025	Worker's Comp Expense	500.00	0.00	0.00	500.00	0.00	500.00	100.00
080-0140-5030	APERS Expense	15,425.01	1,378.55	12,028.96	3,396.05	0.00	3,396.05	22.02
080-0140-5040	Health Insurance Expense	24,542.25	1,651.96	16,076.40	8,465.85	0.00	8,465.85	34.50
080-0140-5050	Physical & Drug Screen Exp	325.00	25.00	200.00	125.00	0.00	125.00	38.46
080-0140-5055	Uniform Expense	1,800.00	15.96	1,905.89	-105.89	0.00	-105.89	0.00
080-0140-5060	Travel & Training Expense	4,600.00	824.00	4,423.30	176.70	0.00	176.70	3.84
E01 Sub Totals:		163,327.68	13,947.13	124,169.87	39,157.81	0.00	39,157.81	23.97
Building & Grounds Exp								
080-0140-5115	CommExp-Internet, Cable, Landli	700.00	53.58	697.12	2.88	0.00	2.88	0.41
080-0140-5116	Communication Exp - Cellular	4,000.00	340.56	1,944.64	2,055.36	0.00	2,055.36	51.38
E10 Sub Totals:		4,700.00	394.14	2,641.76	2,058.24	0.00	2,058.24	43.79
Vehicle Expense								
080-0140-5200	Fuel Expense	4,050.00	851.86	5,219.34	-1,169.34	0.00	-1,169.34	0.00
080-0140-5210	Service & Repair - Vehicle	2,500.00	244.10	2,485.18	14.82	0.00	14.82	0.59
080-0140-5218	Tire Expense	2,000.00	0.00	21.90	1,978.10	0.00	1,978.10	98.91
080-0140-5225	Insurance Expense - Vehicle	1,000.00	0.00	437.50	562.50	0.00	562.50	56.25
E20 Sub Totals:		9,550.00	1,095.96	8,163.92	1,386.08	0.00	1,386.08	14.51
Supply Expense								
080-0140-5300	Supplies - Office	500.00	91.48	360.64	139.36	0.00	139.36	27.87
080-0140-5322	Supplies - Operating	5,000.00	1,120.68	5,448.10	-448.10	0.00	-448.10	0.00
080-0140-5380	Prisoner Care Expense	2,500.00	164.42	2,830.07	-330.07	0.00	-330.07	0.00
E30 Sub Totals:		8,000.00	1,376.58	8,638.81	-638.81	0.00	-638.81	0.00
Operations Expense								
080-0140-5515	Special Elec or Permit Fee Exp	250.00	0.00	220.00	30.00	0.00	30.00	12.00
080-0140-5520	Public Education Expense	2,500.00	2,550.35	2,550.35	-50.35	0.00	-50.35	0.00

Account Number	Description	Budget Amount	Period Amount	YTD Amount	YTD Var	Encumbered Amount	Available	% Available
E40 Sub Totals:		2,750.00	2,550.35	2,770.35	-20.35	0.00	-20.35	0.00
E55	Professional Services							
080-0140-5571	Prof Services - Engineering	75,000.00	13,525.28	51,207.39	23,792.61	0.00	23,792.61	31.72
080-0140-5574	Prof Services - GIS	6,500.00	0.00	0.00	6,500.00	0.00	6,500.00	100.00
080-0140-5576	Prof Services - Engineer	0.00	0.00	0.00	0.00	0.00	0.00	0.00
080-0140-5589	Prof Services - Printing	250.00	0.00	278.17	-28.17	0.00	-28.17	0.00
E55 Sub Totals:		81,750.00	13,525.28	51,485.56	30,264.44	0.00	30,264.44	37.02
E80	Fixed Assets							
080-0140-5808	Fixed Assets - Vehicles/Other	70,000.00	0.00	0.00	70,000.00	0.00	70,000.00	100.00
080-0140-5816	Fixed Assets - Infrastructure	430,000.00	0.00	2,000.00	428,000.00	0.00	428,000.00	99.53
E80 Sub Totals:		500,000.00	0.00	2,000.00	498,000.00	0.00	498,000.00	99.60
Expense Sub Totals:		770,077.68	32,889.44	199,870.27	570,207.41	0.00	570,207.41	74.05
Dept 080-0800	Dept 0140 Sub Totals:	770,077.68	32,889.44	199,870.27	570,207.41	0.00		
R10	Street							
080-0800-4152	Taxes - Sales	326,000.00	28,819.88	357,283.54	-31,283.54	0.00	-31,283.54	0.00
	1/2 Cent Sales Tax							
R10 Sub Totals:		326,000.00	28,819.88	357,283.54	-31,283.54	0.00	-31,283.54	0.00
R15	Taxes - Property							
080-0800-4150	State Turnback	752,400.00	62,139.79	790,706.50	-38,306.50	0.00	-38,306.50	0.00
080-0800-4151	Saline County Treasurer	332,400.00	36,274.19	468,907.23	-136,507.23	0.00	-136,507.23	0.00
R15 Sub Totals:		1,084,800.00	98,413.98	1,259,613.73	-174,813.73	0.00	-174,813.73	0.00
R60	Miscellaneous Revenue							
080-0800-4600	Miscellaneous Revenue	25,000.00	1,200.00	16,529.20	8,470.80	0.00	8,470.80	33.88
R60 Sub Totals:		25,000.00	1,200.00	16,529.20	8,470.80	0.00	8,470.80	33.88
R62	Intergovernmental Tsfrs							
080-0800-4627	Xfer Designated Tax - Street	1,250,000.00	104,166.66	1,249,999.92	0.08	0.00	0.08	0.00
R62 Sub Totals:		1,250,000.00	104,166.66	1,249,999.92	0.08	0.00	0.08	0.00
R64	Reimbursement							
080-0800-4640	Reimbursement Revenue	85,400.00	0.00	144,437.76	-59,037.76	0.00	-59,037.76	0.00
R64 Sub Totals:		85,400.00	0.00	144,437.76	-59,037.76	0.00	-59,037.76	0.00
R85	Interest Revenue							
080-0800-4850	Interest Revenue	750.00	72.03	744.50	5.50	0.00	5.50	0.73

Account Number	Description	Budget Amount	Period Amount	YTD Amount	YTD Var	Encumbered Amount	Available	% Available
R85 Sub Totals:		750.00	72.03	744.50	5.50	0.00	5.50	0.73
Revenue Sub Totals:		2,771,950.00	232,672.55	3,028,608.65	-256,658.65	0.00	-256,658.65	0.00
E01	Personnel Expense							
080-0800-5000	Salary Expense	430,269.53	49,361.99	402,008.44	28,261.09	0.00	28,261.09	6.57
080-0800-5005	SWB Reimbursement	109,000.00	9,083.33	108,999.96	0.04	0.00	0.04	0.00
080-0800-5010	Overtime Expense	15,000.00	201.88	3,902.73	11,097.27	0.00	11,097.27	73.98
080-0800-5020	FICA Expense	33,268.31	3,752.88	30,511.93	2,756.38	0.00	2,756.38	8.29
080-0800-5022	Unemployment Expense	2,690.03	0.00	2,615.22	74.81	0.00	74.81	2.78
080-0800-5025	Worker's Comp Expense	17,809.00	0.00	13,759.26	4,049.74	0.00	4,049.74	22.74
080-0800-5030	APERS Expense	61,914.36	7,310.65	59,379.74	2,534.62	0.00	2,534.62	4.09
080-0800-5040	Health Insurance Expense	128,536.05	7,851.57	101,198.23	27,337.82	0.00	27,337.82	21.27
080-0800-5050	Physical & Drug Screen Exp	2,000.00	800.00	1,515.00	485.00	0.00	485.00	24.25
080-0800-5055	Uniform Expense	9,500.00	723.20	11,142.15	-1,642.15	0.00	-1,642.15	0.00
080-0800-5060	Travel & Training Expense	4,500.00	264.00	4,047.56	452.44	0.00	452.44	10.05
E01 Sub Totals:		814,487.28	79,349.50	739,080.22	75,407.06	0.00	75,407.06	9.26
E10	Building & Grounds Exp							
080-0800-5102	Repairs & Maint - Building	5,500.00	475.00	3,736.57	1,763.43	0.00	1,763.43	32.06
080-0800-5110	Utilities - Electric	18,500.00	1,642.77	17,642.60	857.40	0.00	857.40	4.63
080-0800-5111	Utilities - Gas	2,500.00	122.01	1,113.67	1,386.33	0.00	1,386.33	55.45
080-0800-5112	Utilities - Water	1,200.00	1,219.19	3,034.45	-1,834.45	0.00	-1,834.45	0.00
080-0800-5115	CommExp-Intenet, Cable, Landli	6,500.00	453.96	5,454.65	1,045.35	0.00	1,045.35	16.08
080-0800-5116	Communication Exp - Cellular	3,500.00	877.98	4,729.99	-1,229.99	0.00	-1,229.99	0.00
080-0800-5120	Insurance - Property	1,500.00	0.00	5,850.62	-4,350.62	0.00	-4,350.62	0.00
080-0800-5130	Sanitation	3,550.00	255.87	3,288.54	261.46	0.00	261.46	7.37
080-0800-5140	Supplies - B&G	6,600.00	1,551.02	6,586.81	13.19	0.00	13.19	0.20
080-0800-5142	Janitorial Supplies and Main	2,000.00	246.32	1,471.56	528.44	0.00	528.44	26.42
080-0800-5145	Tools	10,000.00	310.72	9,846.00	154.00	0.00	154.00	1.54
E10 Sub Totals:		61,350.00	7,154.84	62,755.46	-1,405.46	0.00	-1,405.46	0.00
E20	Vehicle Expense							
080-0800-5200	Fuel Expense	60,000.00	4,377.96	44,105.43	15,894.57	0.00	15,894.57	26.49
080-0800-5210	Service & Repair - Vehicle	65,000.00	6,423.66	54,951.46	10,048.54	0.00	10,048.54	15.46
080-0800-5218	Tire Expense	7,000.00	1,686.93	6,988.13	11.87	0.00	11.87	0.17
080-0800-5225	Insurance Expense - Vehicle	22,850.00	0.00	19,724.84	3,125.16	0.00	3,125.16	13.68
080-0800-5230	Radios	4,000.00	0.00	1,209.60	2,790.40	0.00	2,790.40	69.76
080-0800-5240	Equipment Rental	2,000.00	0.00	305.06	1,694.94	0.00	1,694.94	84.75
E20 Sub Totals:		160,850.00	12,488.55	127,284.52	33,565.48	0.00	33,565.48	20.87
E30	Supply Expense							

Account Number	Description	Budget Amount	Period Amount	YTD Amount	YTD Var	Encumbered Amount	Available	% Available
080-0800-5300	Supplies - Office	4,000.00	533.05	4,380.88	-380.88	0.00	-380.88	0.00
080-0800-5316	Supplies - Signs	35,500.00	3,955.59	10,743.46	24,756.54	0.00	24,756.54	69.74
080-0800-5322	Supplies - Operating	100,000.00	16,639.34	96,404.56	3,595.44	1.48	3,593.96	3.59
080-0800-5350	Postage Expense	500.00	0.00	165.57	334.43	0.00	334.43	66.89
080-0800-5380	Prisoner Care Expense	3,000.00	213.19	678.61	2,321.39	0.00	2,321.39	77.38
	E30 Sub Totals:	143,000.00	21,341.17	112,373.08	30,626.92	1.48	30,625.44	21.42
E40	Operations Expense							
080-0800-5323	Material and Maint	20,000.00	520.57	17,243.89	2,756.11	0.00	2,756.11	13.78
080-0800-5480	Dues & Subscriptions	3,250.00	245.00	3,283.88	-33.88	0.00	-33.88	0.00
080-0800-5530	Safety Program	1,500.00	928.89	1,499.05	0.95	0.00	0.95	0.06
080-0800-5545	Street Paving Expense	150,000.00	4,826.20	90,475.78	59,524.22	0.00	59,524.22	39.68
080-0800-5546	Street Lights Installed	115,000.00	9,580.56	108,920.38	6,079.62	0.00	6,079.62	5.29
080-0800-5547	Traffic Signal Maintenance	15,000.00	101.31	5,556.16	9,443.84	0.00	9,443.84	62.96
	E40 Sub Totals:	304,750.00	16,202.53	226,979.14	77,770.86	0.00	77,770.86	25.52
E55	Professional Services							
080-0800-5550	Prof Services - Accg & Audit	12,000.00	0.00	12,000.00	0.00	0.00	0.00	0.00
080-0800-5553	Prof Services - Advertising	2,000.00	1,730.18	3,426.93	-1,426.93	0.00	-1,426.93	0.00
080-0800-5562	Prof Services - Bridge Inspection	1,000.00	0.00	416.41	583.59	0.00	583.59	58.36
080-0800-5571	Prof Services - Engineering	15,000.00	2,160.00	13,980.00	1,020.00	0.00	1,020.00	6.80
080-0800-5574	Prof Services - GIS	6,120.00	0.00	0.00	6,120.00	0.00	6,120.00	100.00
080-0800-5586	Prof Services - Other	150,000.00	7,800.00	133,612.53	16,387.47	0.00	16,387.47	10.92
080-0800-5589	Prof Services - Printing	500.00	0.00	0.00	500.00	0.00	500.00	100.00
	E55 Sub Totals:	186,620.00	11,690.18	163,435.87	23,184.13	0.00	23,184.13	12.42
E60	Miscellaneous Expense							
080-0800-5604	Hardware - New & Renewals	23,900.00	3,539.42	23,831.82	68.18	0.00	68.18	0.29
080-0800-5606	IT Project & Labor	6,500.00	4,194.81	6,501.45	-1.45	0.00	-1.45	0.00
080-0800-5608	Software - New & Renewals	18,515.00	10,306.94	18,466.93	48.07	0.00	48.07	0.26
080-0800-5614	Copier Costs	2,760.00	58.19	680.76	2,079.24	0.00	2,079.24	75.33
	E60 Sub Totals:	51,675.00	18,099.36	49,480.96	2,194.04	0.00	2,194.04	4.25
E80	Fixed Assets							
080-0800-5808	Fixed Assets - Vehicles/Other	37,933.43	0.00	36,689.33	1,244.10	0.00	1,244.10	3.28
080-0800-5810	Fixed Assets - Equipment	268,500.00	0.00	227,895.60	40,604.40	0.00	40,604.40	15.12
080-0800-5816	Fixed Assets - Infrastructure	672,879.07	0.00	17,470.00	655,409.07	0.00	655,409.07	97.40
080-0800-5828	Projects	1,286,400.00	138,570.47	626,277.54	660,122.46	0.00	660,122.46	51.32
080-0800-5898	Fix Asset Contra Act	0.00	0.00	0.00	0.00	0.00	0.00	0.00
	E80 Sub Totals:	2,265,712.50	138,570.47	908,332.47	1,357,380.03	0.00	1,357,380.03	59.91
E90	Construction Projects							

Account Number	Description	Budget Amount	Period Amount	YTD Amount	YTD Var	Encumbered Amount	Available	% Available
080-0800-5910	Projects - Overlays	302,846.01	0.00	173,823.81	129,022.20	0.00	129,022.20	42.60
	E90 Sub Totals:	302,846.01	0.00	173,823.81	129,022.20	0.00	129,022.20	42.60
	Expense Sub Totals:	4,291,290.79	304,896.60	2,563,545.53	1,727,745.26	1.48	1,727,743.78	40.26
	Dept 0800 Sub Totals:	1,519,340.79	72,224.05	-465,063.12	1,984,403.91	1.48		
	Fund Revenue Sub Totals:	2,836,718.00	232,672.55	3,099,683.65	-262,965.65	0.00	-262,965.65	0.00
	Fund Expense Sub Totals:	5,061,368.47	337,786.04	2,763,415.80	2,297,952.67	1.48	2,297,951.19	45.40
	Fund 080 Sub Totals:	2,224,650.47	105,113.49	-336,267.85	2,560,918.32	1.48		
Fund 110	Special Redemp - 2016 Bond							
Dept 110-0100	Administration							
R62	Intergovernmental Tsfrs							
110-0100-4623	Xfer from Other Fund	0.00	582.97	506,916.67	-506,916.67	0.00	-506,916.67	0.00
	R62 Sub Totals:	0.00	582.97	506,916.67	-506,916.67	0.00	-506,916.67	0.00
R85	Interest Revenue							
110-0100-4855	Gain on Investment	0.00	401.07	4,980.36	-4,980.36	0.00	-4,980.36	0.00
	R85 Sub Totals:	0.00	401.07	4,980.36	-4,980.36	0.00	-4,980.36	0.00
	Revenue Sub Totals:	0.00	984.04	511,897.03	-511,897.03	0.00	-511,897.03	0.00
E72	Bond Expense							
110-0100-5722	Bond Principal Pmt	0.00	510,000.00	510,000.00	-510,000.00	0.00	-510,000.00	0.00
	E72 Sub Totals:	0.00	510,000.00	510,000.00	-510,000.00	0.00	-510,000.00	0.00
	Expense Sub Totals:	0.00	510,000.00	510,000.00	-510,000.00	0.00	-510,000.00	0.00
	Dept 0100 Sub Totals:	0.00	509,015.96	-1,897.03	1,897.03	0.00		
	Fund Revenue Sub Totals:	0.00	984.04	511,897.03	-511,897.03	0.00	-511,897.03	0.00
	Fund Expense Sub Totals:	0.00	510,000.00	510,000.00	-510,000.00	0.00	-510,000.00	0.00
	Fund 110 Sub Totals:	0.00	509,015.96	-1,897.03	1,897.03	0.00		
Fund 111	2016B Cost of Issuance							
Dept 111-0100	Administration							
R62	Intergovernmental Tsfrs							
	Fund 110 Sub Totals:	0.00	509,015.96	-1,897.03	1,897.03	0.00		

Account Number	Description	Budget Amount	Period Amount	YTD Amount	YTD Var	Encumbered Amount	Available	% Available
111-0100-4623	Xfer from Other Fund	0.00	0.00	0.00	0.00	0.00	0.00	0.00
R72	R62 Sub Totals:	0.00	0.00	0.00	0.00	0.00	0.00	0.00
111-0100-4610	Bond Revenue							
	Loan Cost of Issuance	0.00	0.00	-58,647.19	58,647.19	0.00	58,647.19	0.00
R72	R72 Sub Totals:	0.00	0.00	-58,647.19	58,647.19	0.00	58,647.19	0.00
R85	Interest Revenue							
111-0100-4850	Interest Revenue	0.00	0.00	0.00	0.00	0.00	0.00	0.00
R85	R85 Sub Totals:	0.00	0.00	0.00	0.00	0.00	0.00	0.00
E62	Revenue Sub Totals:							
111-0100-5626	Intergovernmental Tsfr	0.00	0.00	-58,647.19	58,647.19	0.00	58,647.19	0.00
	Xfer to Other fund	0.00	0.00	0.00	0.00	0.00	0.00	0.00
E72	E62 Sub Totals:	0.00	0.00	0.00	0.00	0.00	0.00	0.00
111-0100-5724	Bond Expense							
	Bond Fees	0.00	0.00	0.00	0.00	0.00	0.00	0.00
E72	E72 Sub Totals:	0.00	0.00	0.00	0.00	0.00	0.00	0.00
	Expense Sub Totals:							
	Dept 0100 Sub Totals:	0.00	0.00	58,647.19	-58,647.19	0.00		
	Fund Revenue Sub Totals:	0.00	0.00	-58,647.19	58,647.19	0.00	58,647.19	0.00
	Fund Expense Sub Totals:	0.00	0.00	0.00	0.00	0.00	0.00	0.00
Fund 112	Fund 111 Sub Totals:	0.00	0.00	58,647.19	-58,647.19	0.00		
Dept 112-0100	2016A Cost of Issuance							
R62	Intergovernmental Tsfrs							
112-0100-4623	Xfer from other Fund	0.00	0.00	0.00	0.00	0.00	0.00	0.00
R72	R62 Sub Totals:	0.00	0.00	0.00	0.00	0.00	0.00	0.00
112-0100-4610	Bond Revenue							
	Loan Cost of Issuance	0.00	0.00	-64,058.43	64,058.43	0.00	64,058.43	0.00
	R72 Sub Totals:	0.00	0.00	-64,058.43	64,058.43	0.00	64,058.43	0.00

Account Number	Description	Budget Amount	Period Amount	YTD Amount	YTD Var	Encumbered Amount	Available	% Available
R85	Interest Revenue	0.00	0.00	0.00	0.00	0.00	0.00	0.00
112-0100-4850	Interest Revenue	0.00	0.00	0.00	0.00	0.00	0.00	0.00
R85 Sub Totals:		0.00	0.00	-64,058.43	64,058.43	0.00	64,058.43	0.00
E62	Revenue Sub Totals:							
112-0100-5626	Intergovernmental Tsfr	0.00	0.00	0.00	0.00	0.00	0.00	0.00
	Xfer to other Fund	0.00	0.00	0.00	0.00	0.00	0.00	0.00
E72	E62 Sub Totals:							
112-0100-5724	Bond Expense	85,415.00	0.00	85,411.24	3.76	0.00	3.76	0.00
	Bond Fees	85,415.00	0.00	85,411.24	3.76	0.00	3.76	0.00
E72 Sub Totals:								
	Expense Sub Totals:							
	Dept 0100 Sub Totals:							
	Fund Revenue Sub Totals:							
	Fund Expense Sub Totals:							
	Fund 112 Sub Totals:							
Fund 113	Debt Service Reserve Fund	85,415.00	0.00	149,469.67	-64,054.67	0.00	3.76	0.00
Dept 113-0100								
R72	Bond Revenue	0.00	0.00	0.00	0.00	0.00	0.00	0.00
113-0100-4610	Loan Reserve Funds	0.00	0.00	0.00	0.00	0.00	0.00	0.00
R72 Sub Totals:								
R85	Interest Revenue	3,266.26	582.97	4,427.92	-1,161.66	0.00	-1,161.66	0.00
113-0100-4850	Interest Revenue	3,266.26	582.97	4,427.92	-1,161.66	0.00	-1,161.66	0.00
113-0100-4855	Gain on Investment	0.00	0.00	0.00	0.00	0.00	0.00	0.00
R85 Sub Totals:								
	Revenue Sub Totals:							
E62	Intergovernmental Tsfr	0.00	0.00	0.00	0.00	0.00	0.00	0.00
113-0100-4623	Xfer from other fund	0.00	0.00	0.00	0.00	0.00	0.00	0.00
113-0100-5626	Xfer to other fund	3,266.26	582.97	4,427.92	-1,161.66	0.00	-1,161.66	0.00

Account Number	Description	Budget Amount	Period Amount	YTD Amount	YTD Var	Encumbered Amount	Available	% Available
E85 113-0100-5755	E62 Sub Totals: Interest Expense Loss on Investment	3,266.26 0.00	582.97 0.00	4,427.92 0.00	-1,161.66 0.00	0.00 0.00	-1,161.66 0.00	0.00 0.00
	E85 Sub Totals:	0.00	0.00	0.00	0.00	0.00	0.00	0.00
	Expense Sub Totals:	3,266.26	582.97	4,427.92	-1,161.66	0.00	-1,161.66	0.00
	Dept 0100 Sub Totals:	0.00	0.00	0.00	0.00	0.00		
	Fund Revenue Sub Totals:	3,266.26	582.97	4,427.92	-1,161.66	0.00	-1,161.66	0.00
	Fund Expense Sub Totals:	0.00	0.00	0.00	0.00	0.00		
Fund 114 Dept 114-0000 E72 114-0000-5722 114-0000-5724	Fund 113 Sub Totals: 2016 Bond Fund Bond Expense Bond Principle Pmt Bond Fees	538,019.00 1,000.00	1,057,228.14 2,150.00	1,595,246.90 3,100.00	-1,057,227.90 -2,100.00	0.00 0.00	-1,057,227.90 -2,100.00	0.00 0.00
	E72 Sub Totals:	539,019.00	1,059,378.14	1,598,346.90	-1,059,327.90	0.00	-1,059,327.90	0.00
	Expense Sub Totals:	539,019.00	1,059,378.14	1,598,346.90	-1,059,327.90	0.00	-1,059,327.90	0.00
Dept 114-0100 R72 114-0100-4610	Dept 0000 Sub Totals: Bond Revenue Loan Proceeds	539,019.00 164,505.00	1,059,378.14 0.00	1,598,346.90 164,506.63	-1,059,327.90 -1.63	0.00	-1.63	0.00
	R72 Sub Totals:	164,505.00	0.00	164,506.63	-1.63	0.00	-1.63	0.00
	Revenue Sub Totals:	164,505.00	0.00	164,506.63	-1.63	0.00	-1.63	0.00
Dept 114-0400 R62 114-0400-4623	Dept 0100 Sub Totals: Intergovernmental Tsfrs Xfer from other fund	-164,505.00 915,991.00	0.00 0.00	-164,506.63 915,990.63	1.63 0.37	0.00 0.00	0.37	0.00
R72	R62 Sub Totals: Bond Revenue	915,991.00 0.00	0.00 0.00	915,990.63 915,990.63	0.37 0.37	0.00 0.00	0.37 0.37	0.00 0.00

Account Number	Description	Budget Amount	Period Amount	YTD Amount	YTD Var	Encumbered Amount	Available	% Available
114-0400-4610	Loan Bond revenue	933,448.00	169,776.84	1,284,598.01	-351,150.01	0.00	-351,150.01	0.00
R72 Sub Totals:		933,448.00	169,776.84	1,284,598.01	-351,150.01	0.00	-351,150.01	0.00
R85	Interest Revenue	0.00	807.83	5,234.35	-5,234.35	0.00	-5,234.35	0.00
114-0400-4850	Interest Revenue	0.00	807.83	5,234.35	-5,234.35	0.00	-5,234.35	0.00
R85 Sub Totals:		0.00	807.83	5,234.35	-5,234.35	0.00	-5,234.35	0.00
Revenue Sub Totals:		1,849,439.00	170,584.67	2,205,822.99	-356,383.99	0.00	-356,383.99	0.00
E62	Intergovernmental Tsfr	0.00	0.00	505,919.17	-505,919.17	0.00	-505,919.17	0.00
114-0400-5626	Xfer to other fund	0.00	0.00	505,919.17	-505,919.17	0.00	-505,919.17	0.00
E62 Sub Totals:		0.00	0.00	505,919.17	-505,919.17	0.00	-505,919.17	0.00
Expense Sub Totals:		0.00	0.00	505,919.17	-505,919.17	0.00	-505,919.17	0.00
Dept 0400 Sub Totals:		-1,849,439.00	-170,584.67	-1,699,903.82	-149,535.18	0.00		
Fund Revenue Sub Totals:		2,013,944.00	170,584.67	2,370,329.62	-356,385.62	0.00	-356,385.62	0.00
Fund Expense Sub Totals:		539,019.00	1,059,378.14	2,104,266.07	-1,565,247.07	0.00	-1,565,247.07	0.00
Fund 114 Sub Totals:		-1,474,925.00	888,793.47	-266,063.55	-1,208,861.45	0.00		
Fund 140	Park Bond 2006 DS							
Dept 140-0400	Parks General							
R10	Taxes - Sales	903,536.00	0.00	903,536.92	-0.92	0.00	-0.92	0.00
140-0400-4111	Park Bond Sales Tax	903,536.00	0.00	903,536.92	-0.92	0.00	-0.92	0.00
R10 Sub Totals:		903,536.00	0.00	903,536.92	-0.92	0.00	-0.92	0.00
R62	Intergovernmental Tsfrs	0.00	0.00	0.00	0.00	0.00	0.00	0.00
140-0400-4626	Xfer from Other	0.00	0.00	0.00	0.00	0.00	0.00	0.00
R62 Sub Totals:		0.00	0.00	0.00	0.00	0.00	0.00	0.00
R85	Interest Revenue	0.00	0.00	109.33	-109.33	0.00	-109.33	0.00
140-0400-4850	Interest Revenue	0.00	0.00	109.33	-109.33	0.00	-109.33	0.00
R85 Sub Totals:		0.00	0.00	109.33	-109.33	0.00	-109.33	0.00
Revenue Sub Totals:		903,536.00	0.00	903,646.25	-110.25	0.00	-110.25	0.00
E62	Intergovernmental Tsfr	1,093,467.00	0.00	1,093,466.30	0.70	0.00	0.70	0.00
140-0400-5626	Xfer to Other	1,093,467.00	0.00	1,093,466.30	0.70	0.00	0.70	0.00

Account Number	Description	Budget Amount	Period Amount	YTD Amount	YTD Var	Encumbered Amount	Available	% Available
E62 Sub Totals:		1,093,467.00	0.00	1,093,466.30	0.70	0.00	0.70	0.00
Expense Sub Totals:		1,093,467.00	0.00	1,093,466.30	0.70	0.00	0.70	0.00
Dept 0400 Sub Totals:		189,931.00	0.00	189,820.05	110.95	0.00		
Fund Revenue Sub Totals:		903,536.00	0.00	903,646.25	-110.25	0.00	-110.25	0.00
Fund Expense Sub Totals:		1,093,467.00	0.00	1,093,466.30	0.70	0.00	0.70	0.00
Fund 140 Sub Totals:		189,931.00	0.00	189,820.05	110.95	0.00		
Fund 147 Sub Totals:		1,975,000.00	-3,316.19	144,643.29	1,830,356.71	0.00	-4,814.00	0.00
2016 Parks/Rec Const Fund								
Parks General								
Bond Revenue								
Loan - Park Bond 2016		0.00	0.00	0.00	0.00	0.00	0.00	0.00
R72 Sub Totals:		0.00	0.00	0.00	0.00	0.00	0.00	0.00
Interest Revenue								
Interest Revenue		25,000.00	3,255.48	29,814.00	-4,814.00	0.00	-4,814.00	0.00
R85 Sub Totals:		25,000.00	3,255.48	29,814.00	-4,814.00	0.00	-4,814.00	0.00
Revenue Sub Totals:		25,000.00	3,255.48	29,814.00	-4,814.00	0.00	-4,814.00	0.00
Construction Projects								
Construction Projects		2,000,000.00	-60.71	174,457.29	1,825,542.71	0.00	1,825,542.71	91.28
E90 Sub Totals:		2,000,000.00	-60.71	174,457.29	1,825,542.71	0.00	1,825,542.71	91.28
Expense Sub Totals:		2,000,000.00	-60.71	174,457.29	1,825,542.71	0.00	1,825,542.71	91.28
Dept 0400 Sub Totals:		1,975,000.00	-3,316.19	144,643.29	1,830,356.71	0.00		
Fund Revenue Sub Totals:		25,000.00	3,255.48	29,814.00	-4,814.00	0.00	-4,814.00	0.00
Fund Expense Sub Totals:		2,000,000.00	-60.71	174,457.29	1,825,542.71	0.00	1,825,542.71	91.28
Fund 147 Sub Totals:		1,975,000.00	-3,316.19	144,643.29	1,830,356.71	0.00		
2016 Fire Construction Fund								
2016 Fire Construction Fund								
Bond Revenue								
Loan - Fire Bond 2016		0.00	0.00	0.00	0.00	0.00	0.00	0.00

Account Number	Description	Budget Amount	Period Amount	YTD Amount	YTD Var	Encumbered Amount	Available	% Available
R85	R72 Sub Totals:	0.00	0.00	0.00	0.00	0.00	0.00	0.00
157-0500-4850	Interest Revenue							
	Interest Revenue	25,000.00	3,544.62	34,978.13	-9,978.13	0.00	-9,978.13	0.00
R85	R85 Sub Totals:	25,000.00	3,544.62	34,978.13	-9,978.13	0.00	-9,978.13	0.00
	Revenue Sub Totals:	25,000.00	3,544.62	34,978.13	-9,978.13	0.00	-9,978.13	0.00
E90	Construction Projects							
157-0500-5900	Construction Projects	2,000,000.00	0.00	803,282.28	1,196,717.72	0.00	1,196,717.72	59.84
E90	E90 Sub Totals:	2,000,000.00	0.00	803,282.28	1,196,717.72	0.00	1,196,717.72	59.84
	Expense Sub Totals:	2,000,000.00	0.00	803,282.28	1,196,717.72	0.00	1,196,717.72	59.84
	Dept.0500 Sub Totals:	1,975,000.00	-3,544.62	768,304.15	1,206,695.85	0.00		
	Fund Revenue Sub Totals:	25,000.00	3,544.62	34,978.13	-9,978.13	0.00	-9,978.13	0.00
	Fund Expense Sub Totals:	2,000,000.00	0.00	803,282.28	1,196,717.72	0.00	1,196,717.72	59.84
	Fund 157 Sub Totals:	1,975,000.00	-3,544.62	768,304.15	1,206,695.85	0.00		
Fund 165	Police Fleet							
Dept 165-0600	Police							
R62	Intergovernmental Tsfrs							
165-0600-4627	Xfer from Other	0.00	0.00	0.00	0.00	0.00	0.00	0.00
R62	R62 Sub Totals:	0.00	0.00	0.00	0.00	0.00	0.00	0.00
R85	Interest Revenue							
165-0600-4850	Interest Revenue	0.00	0.00	0.83	-0.83	0.00	-0.83	0.00
R85	R85 Sub Totals:	0.00	0.00	0.83	-0.83	0.00	-0.83	0.00
	Revenue Sub Totals:	0.00	0.00	0.83	-0.83	0.00	-0.83	0.00
E62	Intergovernmental Tsfr							
165-0600-5626	Xfer to Other	0.00	0.00	0.00	0.00	0.00	0.00	0.00
E62	E62 Sub Totals:	0.00	0.00	0.00	0.00	0.00	0.00	0.00
E80	Fixed Assets							
165-0600-5808	Fixed Assets - Vehicles	170.00	0.00	168.84	1.16	0.00	1.16	0.68

Account Number	Description	Budget Amount	Period Amount	YTD Amount	YTD Var	Encumbered Amount	Available	% Available
E85 165-0600-5850	E80 Sub Totals: Interest Expense Interest Expense	170.00 0.00 0.00	0.00 0.00 0.00	168.84 0.00 0.00	1.16 0.00 0.00	0.00 0.00 0.00	1.16 0.00 0.00	0.68 0.00 0.00
	E85 Sub Totals: Expense Sub Totals:	0.00 170.00	0.00 0.00	0.00 168.84	0.00 1.16	0.00 0.00	0.00 1.16	0.00 0.68
	Dept 0600 Sub Totals:	170.00	0.00	168.01	1.99	0.00		
	Fund Revenue Sub Totals:	0.00	0.00	0.83	-0.83	0.00	-0.83	0.00
	Fund Expense Sub Totals:	170.00	0.00	168.84	1.16	0.00	1.16	0.68
Fund 182 Dept 182-0800 R62 182-0800-4623	Fund 165 Sub Totals: Street Bond 2008 DS Intergovernmental Tsfrs Xfer from Other Fund	170.00 0.00 0.00 0.00	0.00 0.00 0.00 0.00	168.01 0.00 0.00 0.00	1.99 0.00 0.00 0.00	0.00 0.00 0.00 0.00	0.00 0.00 0.00 0.00	0.00 0.00 0.00 0.00
	R62 Sub Totals: Revenue Sub Totals:	0.00 0.00	0.00 0.00	0.00 0.00	0.00 0.00	0.00 0.00	0.00 0.00	0.00 0.00
	Dept 0800 Sub Totals:	0.00	0.00	0.00	0.00	0.00		
	Fund Revenue Sub Totals:	0.00	0.00	0.00	0.00	0.00	0.00	0.00
	Fund Expense Sub Totals:	0.00	0.00	0.00	0.00	0.00	0.00	0.00
Fund 185 Dept 185-0800 R62 185-0800-4627	Fund 182 Sub Totals: Street Bond 2016 DS Intergovernmental Tsfrs Xfer from Other	0.00 508,989.00 0.00 508,989.00	0.00 55,836.49 0.00 55,836.49	0.00 618,362.01 0.00 618,362.01	0.00 -109,373.01 0.00 -109,373.01	0.00 0.00 0.00 0.00	0.00 -109,373.01 0.00 -109,373.01	0.00 0.00 0.00 0.00
R72 185-0800-4610	R62 Sub Totals: Bond Revenue Loan - Street Bond 2016	0.00 0.00 0.00	0.00 0.00 0.00	0.00 0.00 0.00	0.00 0.00 0.00	0.00 0.00 0.00	0.00 0.00 0.00	0.00 0.00 0.00

Account Number	Description	Budget Amount	Period Amount	YTD Amount	YTD Var	Encumbered Amount	Available	% Available
R85	R72 Sub Totals:	0.00	0.00	0.00	0.00	0.00	0.00	0.00
185-0800-4850	Interest Revenue							
185-0800-4852	Interest Rev	0.00	264.19	1,690.60	-1,690.60	0.00	-1,690.60	0.00
185-0800-4855	Dividend Rev	0.00	0.00	0.00	0.00	0.00	0.00	0.00
	Gain on Investment	0.00	3.04	3.04	-3.04	0.00	-3.04	0.00
	R85 Sub Totals:	0.00	267.23	1,693.64	-1,693.64	0.00	-1,693.64	0.00
E62	Revenue Sub Totals:	508,989.00	56,103.72	620,055.65	-111,066.65	0.00	-111,066.65	0.00
185-0800-5626	Intergovernmental Tsfr							
	Xfer to Other	0.00	0.00	0.00	0.00	0.00	0.00	0.00
E72	E62 Sub Totals:	0.00	0.00	0.00	0.00	0.00	0.00	0.00
185-0800-5722	Bond Expense							
185-0800-5724	Bond Principal Pmt	453,162.00	0.00	453,161.71	0.29	0.00	0.29	0.00
	Bond Fee	1,000.00	83.33	1,000.02	-0.02	0.00	-0.02	0.00
	E72 Sub Totals:	454,162.00	83.33	454,161.73	0.27	0.00	0.27	0.00
E85	Interest Expense							
185-0800-5750	Interest Expense	165,000.00	0.00	161,421.88	3,578.12	0.00	3,578.12	2.17
185-0800-5755	Loss on Investment	0.00	0.00	0.00	0.00	0.00	0.00	0.00
	E85 Sub Totals:	165,000.00	0.00	161,421.88	3,578.12	0.00	3,578.12	2.17
	Expense Sub Totals:	619,162.00	83.33	615,583.61	3,578.39	0.00	3,578.39	0.58
	Dept 0800 Sub Totals:	110,173.00	-56,020.39	-4,472.04	114,645.04	0.00		
	Fund Revenue Sub Totals:	508,989.00	56,103.72	620,055.65	-111,066.65	0.00	-111,066.65	0.00
	Fund Expense Sub Totals:	619,162.00	83.33	615,583.61	3,578.39	0.00	3,578.39	0.58
Fund 186	Fund 185 Sub Totals:	110,173.00	-56,020.39	-4,472.04	114,645.04	0.00		
Dept 186-0800	Street Bond 2016 DSR							
R62	Intergovernmental Tsfrs							
186-0800-4627	Xfer from Other	0.00	0.00	0.00	0.00	0.00	0.00	0.00
R72	R62 Sub Totals:	0.00	0.00	0.00	0.00	0.00	0.00	0.00
186-0800-4610	Bond Revenue							
	Loan - Street Bond 2016	0.00	0.00	0.00	0.00	0.00	0.00	0.00

Account Number	Description	Budget Amount	Period Amount	YTD Amount	YTD Var	Encumbered Amount	Available	% Available
R85	R72 Sub Totals:	0.00	0.00	0.00	0.00	0.00	0.00	0.00
186-0800-4850	Interest Revenue							
186-0800-4855	Interest Rev	0.00	258.97	2,300.17	-2,300.17	0.00	-2,300.17	0.00
	Gain on Investment	0.00	2.27	2.27	-2.27	0.00	-2.27	0.00
	R85 Sub Totals:	0.00	261.24	2,302.44	-2,302.44	0.00	-2,302.44	0.00
E62	Revenue Sub Totals:	0.00	261.24	2,302.44	-2,302.44	0.00	-2,302.44	0.00
186-0800-5626	Intergovernmental Tsfr							
	Xfer to Other	0.00	2,299.52	2,299.52	-2,299.52	0.00	-2,299.52	0.00
	E62 Sub Totals:	0.00	2,299.52	2,299.52	-2,299.52	0.00	-2,299.52	0.00
E85	Interest Expense							
186-0800-5755	Loss on Investment	0.00	0.00	0.00	0.00	0.00	0.00	0.00
	E85 Sub Totals:	0.00	0.00	0.00	0.00	0.00	0.00	0.00
	Expense Sub Totals:	0.00	2,299.52	2,299.52	-2,299.52	0.00	-2,299.52	0.00
	Dept 0800 Sub Totals:	0.00	2,038.28	-2.92	2.92	0.00		
	Fund Revenue Sub Totals:	0.00	261.24	2,302.44	-2,302.44	0.00	-2,302.44	0.00
	Fund Expense Sub Totals:	0.00	2,299.52	2,299.52	-2,299.52	0.00	-2,299.52	0.00
	Fund 186 Sub Totals:	0.00	2,038.28	-2.92	2.92	0.00		
Fund 187	2016 Street Construction Fund							
Dept 187-0800	2016 Street Construction Fund							
R72	Bond Revenue							
187-0800-4610	Loan - Street Bond Sales & Use	0.00	0.00	0.00	0.00	0.00	0.00	0.00
	R72 Sub Totals:	0.00	0.00	0.00	0.00	0.00	0.00	0.00
R85	Interest Revenue							
187-0800-4850	Interest Revenue	82,000.00	11,590.90	105,109.30	-23,109.30	0.00	-23,109.30	0.00
	R85 Sub Totals:	82,000.00	11,590.90	105,109.30	-23,109.30	0.00	-23,109.30	0.00
	Revenue Sub Totals:	82,000.00	11,590.90	105,109.30	-23,109.30	0.00	-23,109.30	0.00
E90	Construction Projects							
187-0800-5900	Construction Projects	2,000,000.00	0.00	368,305.79	1,631,694.21	0.00	1,631,694.21	81.58

Account Number	Description	Budget Amount	Period Amount	YTD Amount	YTD Var	Encumbered Amount	Available	% Available
E90 Sub Totals:		2,000,000.00	0.00	368,305.79	1,631,694.21	0.00	1,631,694.21	81.58
Expense Sub Totals:		2,000,000.00	0.00	368,305.79	1,631,694.21	0.00	1,631,694.21	81.58
Dept 0800 Sub Totals:		1,918,000.00	-11,590.90	263,196.49	1,654,803.51	0.00		
Fund Revenue Sub Totals:		82,000.00	11,590.90	105,109.30	-23,109.30	0.00	-23,109.30	0.00
Fund Expense Sub Totals:		2,000,000.00	0.00	368,305.79	1,631,694.21	0.00	1,631,694.21	81.58
Fund 187 Sub Totals:		1,918,000.00	-11,590.90	263,196.49	1,654,803.51	0.00		
Street Bond 2016 Construction								
Intergovernmental Tsfrs		0.00	0.00	0.00	0.00	0.00	0.00	0.00
Xfer from Other								
R62 Sub Totals:		0.00	0.00	0.00	0.00	0.00	0.00	0.00
Interest Revenue								
Interest Rev		0.00	29.33	1,425.80	-1,425.80	0.00	-1,425.80	0.00
Gain on Investment		0.00	0.26	0.26	-0.26	0.00	-0.26	0.00
R85 Sub Totals:		0.00	29.59	1,426.06	-1,426.06	0.00	-1,426.06	0.00
Revenue Sub Totals:		0.00	29.59	1,426.06	-1,426.06	0.00	-1,426.06	0.00
Interest Expense								
Loss on Investment		0.00	0.00	0.00	0.00	0.00	0.00	0.00
Interest Expense		0.00	0.00	0.00	0.00	0.00	0.00	0.00
E85 Sub Totals:		0.00	0.00	0.00	0.00	0.00	0.00	0.00
Construction Projects								
Construction Projects		1,462,000.00	0.00	1,426,000.00	36,000.00	0.00	36,000.00	2.46
E90 Sub Totals:		1,462,000.00	0.00	1,426,000.00	36,000.00	0.00	36,000.00	2.46
Expense Sub Totals:		1,462,000.00	0.00	1,426,000.00	36,000.00	0.00	36,000.00	2.46
Dept 0800 Sub Totals:		1,462,000.00	-29.59	1,424,573.94	37,426.06	0.00		
Fund Revenue Sub Totals:		0.00	29.59	1,426.06	-1,426.06	0.00	-1,426.06	0.00

Account Number	Description	Budget Amount	Period Amount	YTD Amount	YTD Var	Encumbered Amount	Available	% Available
	Fund Expense Sub Totals:	1,462,000.00	0.00	1,426,000.00	36,000.00	0.00	36,000.00	2.46
Fund 500	Fund 188 Sub Totals:	1,462,000.00	-29.59	1,424,573.94	37,426.06	0.00		
Dept 500-0000	Revenue - Water & WW							
E40	No Department							
500-0000-5501	Operations Expense	0.00	0.00	0.00	0.00	0.00	0.00	0.00
	Bad Debt Expense							
	E40 Sub Totals:	0.00	0.00	0.00	0.00	0.00	0.00	0.00
	Expense Sub Totals:	0.00	0.00	0.00	0.00	0.00	0.00	0.00
	Dept 0000 Sub Totals:	0.00	0.00	0.00	0.00	0.00		
Dept 500-0140								
R50	Sale of Services							
500-0140-4567	Stormwater Rev Fees	33,500.00	6,035.00	46,565.00	-13,065.00	0.00	-13,065.00	0.00
500-0140-4568	Stormwater Rev - Residential	234,000.00	20,427.00	243,074.63	-9,074.63	0.00	-9,074.63	0.00
500-0140-4569	Stormwater Rev - Business	28,500.00	2,718.00	32,500.00	-4,000.00	0.00	-4,000.00	0.00
	R50 Sub Totals:	296,000.00	29,180.00	322,139.63	-26,139.63	0.00	-26,139.63	0.00
	Revenue Sub Totals:	296,000.00	29,180.00	322,139.63	-26,139.63	0.00	-26,139.63	0.00
E62	Intergovernmental Tsfr							
500-0140-5622	Xfer to Fund 515	268,000.00	58,799.00	344,276.63	-76,276.63	0.00	-76,276.63	0.00
	E62 Sub Totals:	268,000.00	58,799.00	344,276.63	-76,276.63	0.00	-76,276.63	0.00
	Expense Sub Totals:	268,000.00	58,799.00	344,276.63	-76,276.63	0.00	-76,276.63	0.00
	Dept 0140 Sub Totals:	-28,000.00	29,619.00	22,137.00	-50,137.00	0.00		
Dept 500-0900	Water Distribution							
R50	Sale of Services							
500-0900-4504	CAW Watershed	47,000.00	3,954.74	47,284.36	-284.36	0.00	-284.36	0.00
500-0900-4532	One Time Charge	24,000.00	2,781.00	31,325.00	-7,325.00	0.00	-7,325.00	0.00
500-0900-4536	Penalties	247,000.00	39,243.78	323,859.21	-76,859.21	0.00	-76,859.21	0.00
500-0900-4537	Insufficient Check Fee	3,000.00	150.00	2,125.00	875.00	0.00	875.00	29.17
500-0900-4540	Sales - CAW System Devel	22,000.00	1,125.00	12,967.86	9,032.14	0.00	9,032.14	41.06
500-0900-4542	Sales - FSDWA	28,000.00	2,429.72	29,033.46	-1,033.46	0.00	-1,033.46	0.00
500-0900-4544	Water Misc Income	84,000.00	10,200.00	105,251.69	-21,251.69	0.00	-21,251.69	0.00
500-0900-4548	Sales - Pump Maintenance	16,000.00	2,602.95	22,287.63	-6,287.63	0.00	-6,287.63	0.00
500-0900-4550	Sales - Service Charges	25,000.00	1,870.00	28,740.00	-3,740.00	0.00	-3,740.00	0.00

Account Number	Description	Budget Amount	Period Amount	YTD Amount	YTD Var	Encumbered Amount	Available	% Available
500-0900-4554	Sales - Water	2,761,709.00	233,911.92	2,689,144.03	72,564.97	0.00	72,564.97	2.63
500-0900-4556	Sales - Water Connections	30,000.00	2,235.00	32,594.00	-2,594.00	0.00	-2,594.00	0.00
500-0900-4560	Sales Tax Revenue	255,000.00	22,153.41	255,220.90	-220.90	0.00	-220.90	0.00
500-0900-4562	Swimming Pool Fill	0.00	0.00	0.00	0.00	0.00	0.00	0.00
500-0900-4566	Woodland Hills Watershed	2,500.00	219.60	2,653.65	-153.65	0.00	-153.65	0.00
	R50 Sub Totals:	3,545,209.00	322,877.12	3,582,486.79	-37,277.79	0.00	-37,277.79	0.00
R60	Miscellaneous Revenue							
500-0900-4629	Xfer to Water Impact	60,000.00	5,248.00	63,486.00	-3,486.00	0.00	-3,486.00	0.00
500-0900-4802	Operating Expense Booster Pump	0.00	0.00	0.00	0.00	0.00	0.00	0.00
500-0900-4803	Outside Contractors Booster St	0.00	0.00	0.00	0.00	0.00	0.00	0.00
	R60 Sub Totals:	60,000.00	5,248.00	63,486.00	-3,486.00	0.00	-3,486.00	0.00
R62	Intergovernmental Tsfrs							
500-0900-4630	Xfer Salem Royalty	1,000.00	49.60	627.60	372.40	0.00	372.40	37.24
500-0900-4632	Xfer to Subdivision Impact Wtr	2,000.00	1,650.00	1,650.00	350.00	0.00	350.00	17.50
	R62 Sub Totals:	3,000.00	1,699.60	2,277.60	722.40	0.00	722.40	24.08
R66	Sale of Equipment							
500-0900-4900	Sale of Fixed Assets	0.00	0.00	0.00	0.00	0.00	0.00	0.00
	R66 Sub Totals:	0.00	0.00	0.00	0.00	0.00	0.00	0.00
E40	Revenue Sub Totals:							
500-0900-5475	Operations Expense	3,608,209.00	329,824.72	3,648,250.39	-40,041.39	0.00	-40,041.39	0.00
	Credit Card Fees	70,000.00	5,023.81	65,920.67	4,079.33	0.00	4,079.33	5.83
	E40 Sub Totals:	70,000.00	5,023.81	65,920.67	4,079.33	0.00	4,079.33	5.83
E60	Miscellaneous Expense							
500-0900-5600	Miscellaneous Expense	1,000.00	-185.00	565.15	434.85	0.00	434.85	43.49
	E60 Sub Totals:	1,000.00	-185.00	565.15	434.85	0.00	434.85	43.49
E62	Intergovernmental Tsfr							
500-0900-5624	Xfer to Water	4,200,000.00	687,500.00	4,862,500.00	-662,500.00	0.00	-662,500.00	0.00
500-0900-5629	Xfer to Water Impact	60,000.00	7,798.00	71,436.00	-11,436.00	0.00	-11,436.00	0.00
500-0900-5630	Xfer to Salem Royalty	1,000.00	101.60	680.40	319.60	0.00	319.60	31.96
500-0900-5632	Xfer to Subdivision Impact Wtr	2,000.00	1,650.00	2,550.00	-550.00	0.00	-550.00	0.00
500-0900-5722	Bond Principal Pmt	0.00	0.00	0.00	0.00	0.00	0.00	0.00
	E62 Sub Totals:	4,263,000.00	697,049.60	4,937,166.40	-674,166.40	0.00	-674,166.40	0.00
E72	Bond Expense							
500-0900-5724	Bond Fee	0.00	0.00	0.00	0.00	0.00	0.00	0.00

Account Number	Description	Budget Amount	Period Amount	YTD Amount	YTD Var	Encumbered Amount	Available	% Available
E72 Sub Totals:		0.00	0.00	0.00	0.00	0.00	0.00	0.00
Expense Sub Totals:		4,334,000.00	701,888.41	5,003,652.22	-669,652.22	0.00	-669,652.22	0.00
Dept 0900 Sub Totals:		725,791.00	372,063.69	1,355,401.83	-629,610.83	0.00		
Wastewater Collection								
Sale of Services								
500-0950-4552 Sales - Wastewater		4,175,126.00	341,882.64	4,044,247.37	130,878.63	0.00	130,878.63	3.13
500-0950-4558 Sales - WW Connections		13,204.00	1,500.00	18,900.00	-5,696.00	0.00	-5,696.00	0.00
R50 Sub Totals:		4,188,330.00	343,382.64	4,063,147.37	125,182.63	0.00	125,182.63	2.99
Miscellaneous Revenue								
500-0950-4600 Miscellaneous Revenue		500.00	8.95	243.63	256.37	0.00	256.37	51.27
500-0950-4631 Xfer Wastewater Impact		55,000.00	5,000.00	62,500.00	-7,500.00	0.00	-7,500.00	0.00
R60 Sub Totals:		55,500.00	5,008.95	62,743.63	-7,243.63	0.00	-7,243.63	0.00
Intergovernmental Tsfrs								
500-0950-4632 Xfer to Subdivision Impact WW		2,000.00	1,650.00	1,650.00	350.00	0.00	350.00	17.50
R62 Sub Totals:		2,000.00	1,650.00	1,650.00	350.00	0.00	350.00	17.50
Revenue Sub Totals:		4,245,830.00	350,041.59	4,127,541.00	118,289.00	0.00	118,289.00	2.79
Intergovernmental Tsfr								
500-0950-5624 Xfer to Water		4,200,000.00	687,500.00	4,862,500.00	-662,500.00	0.00	-662,500.00	0.00
500-0950-5631 Xfer to Wastewater Impact		52,000.00	11,000.00	68,000.00	-16,000.00	0.00	-16,000.00	0.00
500-0950-5632 Xfer to Subdivision Impact WW		2,000.00	1,650.00	2,550.00	-50.00	0.00	-50.00	0.00
500-0950-5722 Bond Principal Pmt		720,000.00	0.00	656,848.06	63,151.94	0.00	63,151.94	8.77
E62 Sub Totals:		4,974,000.00	700,150.00	5,589,898.06	-615,898.06	0.00	-615,898.06	0.00
Bond Expense								
500-0950-5724 Bond Fee		0.00	0.00	0.00	0.00	0.00	0.00	0.00
E72 Sub Totals:		0.00	0.00	0.00	0.00	0.00	0.00	0.00
Expense Sub Totals:		4,974,000.00	700,150.00	5,589,898.06	-615,898.06	0.00	-615,898.06	0.00
Dept 0950 Sub Totals:		728,170.00	350,108.41	1,462,357.06	-734,187.06	0.00		
Fund Revenue Sub Totals:		8,150,039.00	709,046.31	8,097,931.02	52,107.98	0.00	52,107.98	0.64

Account Number	Description	Budget Amount	Period Amount	YTD Amount	YTD Var	Encumbered Amount	Available	% Available
	Fund Expense Sub Totals:	9,576,000.00	1,460,837.41	10,937,826.91	-1,361,826.91	0.00	-1,361,826.91	0.00
Fund 510	Fund 500 Sub Totals:	1,425,961.00	751,791.10	2,839,895.89	-1,413,934.89	0.00		
Dept 510-0000	Water Operating							
R66	Sale of Equipment							
510-0000-4900	Sale of Fixed Assets	10,000.00	-11.25	10,424.40	-424.40	0.00	-424.40	0.00
	R66 Sub Totals:	10,000.00	-11.25	10,424.40	-424.40	0.00	-424.40	0.00
R85	Interest Revenue							
510-0000-4855	Gain on Investment	0.00	0.00	0.00	0.00	0.00	0.00	0.00
	R85 Sub Totals:	0.00	0.00	0.00	0.00	0.00	0.00	0.00
	Revenue Sub Totals:	10,000.00	-11.25	10,424.40	-424.40	0.00	-424.40	0.00
E80	Fixed Assets							
510-0000-5898	Fix Asset Contra Act	0.00	0.00	0.00	0.00	0.00	0.00	0.00
	E80 Sub Totals:	0.00	0.00	0.00	0.00	0.00	0.00	0.00
	Expense Sub Totals:	0.00	0.00	0.00	0.00	0.00	0.00	0.00
	Dept 0000 Sub Totals:	-10,000.00	11.25	-10,424.40	424.40	0.00		
Dept 510-0900	Miscellaneous Revenue							
R60	Miscellaneous Revenue	10,000.00	0.00	20,582.60	-10,582.60	0.00	-10,582.60	0.00
510-0900-4600								
	R60 Sub Totals:	10,000.00	0.00	20,582.60	-10,582.60	0.00	-10,582.60	0.00
R62	Intergovernmental Tsfrs							
510-0900-4625	Xfer from Water	4,200,000.00	687,500.00	4,862,502.16	-662,502.16	0.00	-662,502.16	0.00
	R62 Sub Totals:	4,200,000.00	687,500.00	4,862,502.16	-662,502.16	0.00	-662,502.16	0.00
	Revenue Sub Totals:	4,210,000.00	687,500.00	4,883,084.76	-673,084.76	0.00	-673,084.76	0.00
E01	Personnel Expense							
510-0900-5000	Salary Expense	360,574.90	44,815.92	363,935.70	-3,360.80	0.00	-3,360.80	0.00
510-0900-5005	SWB Reimbursement	109,000.00	9,083.33	108,999.96	0.04	0.00	0.04	0.00
510-0900-5010	Overtime Expense	16,550.00	2,233.70	9,814.01	6,735.99	0.00	6,735.99	40.70
510-0900-5020	FICA Expense	28,850.07	3,574.80	28,208.78	641.29	0.00	641.29	2.22
510-0900-5022	Unemployment Expense	2,651.32	0.00	2,510.48	140.84	0.00	140.84	5.31
510-0900-5025	Worker's Comp Expense	7,241.00	0.00	5,594.41	1,646.59	0.00	1,646.59	22.74

Account Number	Description	Budget Amount	Period Amount	YTD Amount	YTD Var	Encumbered Amount	Available	% Available
510-0900-5030	APERS Expense	52,848.73	6,788.66	52,733.61	115.12	0.00	115.12	0.22
510-0900-5040	Health Insurance Expense	134,360.85	6,673.93	77,753.95	56,606.90	0.00	56,606.90	42.13
510-0900-5050	Physical & Drug Screen Exp	1,500.00	175.00	762.50	737.50	0.00	737.50	49.17
510-0900-5054	BYOD - Water	0.00	0.00	0.00	0.00	0.00	0.00	0.00
510-0900-5055	Uniform Expense	6,400.00	0.00	6,846.81	-446.81	0.00	-446.81	0.00
510-0900-5060	Travel & Training Expense	9,295.00	219.25	4,134.35	5,160.65	0.00	5,160.65	55.52
E01 Sub Totals:		729,271.87	73,564.59	661,294.56	67,977.31	0.00	67,977.31	9.32
E10	Building & Grounds Exp							
510-0900-5102	Repairs & Maint - Building	7,000.00	475.00	5,630.67	1,369.33	0.00	1,369.33	19.56
510-0900-5104	Repairs & Maint - Grounds	3,500.00	0.00	361.34	3,138.66	0.00	3,138.66	89.68
510-0900-5110	Utilities - Electric	50,000.00	3,144.41	36,827.88	13,172.12	0.00	13,172.12	26.34
510-0900-5111	Utilities - Gas	2,750.00	206.59	1,636.47	1,113.53	0.00	1,113.53	40.49
510-0900-5112	Utilities - Water	250.00	24.50	287.66	-37.66	0.00	-37.66	0.00
510-0900-5115	CommExp-Intenet, Cable, Landli	3,750.00	333.57	4,009.47	-259.47	0.00	-259.47	0.00
510-0900-5116	Communication Exp - Cellular	6,500.00	1,362.84	8,578.25	-2,078.25	0.00	-2,078.25	0.00
510-0900-5120	Insurance - Property	9,500.00	0.00	9,383.62	116.38	0.00	116.38	1.23
510-0900-5130	Sanitation	4,900.00	426.38	4,821.67	78.33	0.00	78.33	1.60
510-0900-5140	Supplies - B&G	750.00	638.18	1,090.54	-340.54	0.00	-340.54	0.00
510-0900-5142	Janitorial Supplies and Main	1,850.00	246.34	1,471.67	378.33	0.00	378.33	20.45
510-0900-5145	Tools	7,250.00	55.14	6,124.71	1,125.29	0.00	1,125.29	15.52
E10 Sub Totals:		98,000.00	6,912.95	80,223.95	17,776.05	0.00	17,776.05	18.14
E20	Vehicle Expense							
510-0900-5200	Fuel Expense	23,750.00	7,062.70	33,594.13	-9,844.13	0.00	-9,844.13	0.00
510-0900-5210	Service & Repair - Vehicle	11,000.00	936.19	10,187.13	812.87	0.00	812.87	7.39
510-0900-5218	Tire Expense	4,500.00	0.00	3,261.02	1,238.98	0.00	1,238.98	27.53
510-0900-5225	Insurance Expense - Vehicle	5,100.00	0.00	5,080.10	19.90	0.00	19.90	0.39
510-0900-5240	Equipment Rental	1,000.00	0.00	0.00	1,000.00	0.00	1,000.00	100.00
E20 Sub Totals:		45,350.00	7,998.89	52,122.38	-6,772.38	0.00	-6,772.38	0.00
E30	Supply Expense							
510-0900-5300	Supplies - Office	5,500.00	681.52	3,465.70	2,034.30	0.00	2,034.30	36.99
510-0900-5322	Supplies - Operating	168,100.00	20,058.54	140,806.41	27,293.59	0.00	27,293.59	16.24
510-0900-5324	Supplies - Chemicals	5,250.00	0.00	2,733.12	2,516.88	0.00	2,516.88	47.94
510-0900-5326	Supplies - Lab	500.00	0.00	32.02	467.98	0.00	467.98	93.60
510-0900-5350	Postage Expense	31,000.00	9,144.37	37,245.68	-6,245.68	0.00	-6,245.68	0.00
510-0900-5360	Cost of Water	1,160,000.00	93,577.44	1,147,194.62	12,805.38	0.00	12,805.38	1.10
E30 Sub Totals:		1,370,350.00	123,461.87	1,331,477.55	38,872.45	0.00	38,872.45	2.84
E40	Operations Expense							
510-0900-5475	Credit Card Fees	17,800.00	1,507.37	17,136.51	663.49	0.00	663.49	3.73

Account Number	Description	Budget Amount	Period Amount	YTD Amount	YTD Var	Encumbered Amount	Available	% Available
510-0900-5480	Dues & Subscriptions	8,000.00	597.75	8,050.27	-50.27	0.00	-50.27	0.00
510-0900-5515	Special Elec or Permit Fee Exp	32,500.00	0.00	28,008.00	4,492.00	0.00	4,492.00	13.82
510-0900-5530	Safety Program	1,500.00	674.87	1,502.94	-2.94	0.00	-2.94	0.00
510-0900-5535	Sales Tax Expense	265,000.00	-67,817.36	152,227.34	112,772.66	0.00	112,772.66	42.56
510-0900-5823	COE Degray O&M	30,000.00	0.00	997.55	29,002.45	0.00	29,002.45	96.67
	E40 Sub Totals:	354,800.00	-65,037.37	207,922.61	146,877.39	0.00	146,877.39	41.40
E55	Professional Services							
510-0900-5550	Prof Services - Acctg & Audit	11,210.00	0.00	11,210.00	0.00	0.00	0.00	0.00
510-0900-5553	Prof Services - Advertising	2,000.00	224.20	735.73	1,264.27	0.00	1,264.27	63.21
510-0900-5571	Prof Services - Engineering	40,500.00	1,620.00	10,485.00	30,015.00	0.00	30,015.00	74.11
510-0900-5574	Prof Services - GIS	7,500.00	0.00	0.00	7,500.00	0.00	7,500.00	100.00
510-0900-5586	Prof Services - Other	15,000.00	3,030.47	19,877.10	-4,877.10	-537.50	-4,339.60	0.00
510-0900-5589	Prof Services - Printing	4,050.00	0.00	4,004.40	45.60	0.00	45.60	1.13
	E55 Sub Totals:	80,260.00	4,874.67	46,312.23	33,947.77	-537.50	34,485.27	42.97
E60	Miscellaneous Expense							
510-0900-5604	Hardware - New & Renewals	23,900.00	4,697.09	23,529.15	370.85	0.00	370.85	1.55
510-0900-5606	IT Project & Labor	10,500.00	8,290.14	10,262.64	237.36	0.00	237.36	2.26
510-0900-5608	Software - New & Renewals	38,185.00	15,119.43	37,453.51	731.49	0.00	731.49	1.92
510-0900-5614	Copier Costs	9,340.00	8,485.93	8,639.55	700.45	0.00	700.45	7.50
	E60 Sub Totals:	81,925.00	36,592.59	79,884.85	2,040.15	0.00	2,040.15	2.49
E62	Intergovernmental Tsfr							
510-0900-5626	Xfer Depreciation Fd - Water	80,000.00	17,721.26	103,831.52	-23,831.52	0.00	-23,831.52	0.00
	E62 Sub Totals:	80,000.00	17,721.26	103,831.52	-23,831.52	0.00	-23,831.52	0.00
E72	Bond Expense							
510-0900-5722	Bond Principal Pmt	360,600.00	38,067.83	287,485.66	73,114.34	0.00	73,114.34	20.28
510-0900-5724	Bond Fee	0.00	166.67	166.67	-166.67	0.00	-166.67	0.00
	E72 Sub Totals:	360,600.00	38,234.50	287,652.33	72,947.67	0.00	72,947.67	20.23
E80	Fixed Assets							
510-0900-5808	Fixed Assets - Vehicles	98,671.00	0.00	93,740.03	4,930.97	0.00	4,930.97	5.00
510-0900-5814	Fixed AssetProj-16" Water Main	0.00	0.00	0.00	0.00	0.00	0.00	0.00
510-0900-5816	Fixed Assets - Infrastructure	1,543,829.00	154,261.42	226,137.47	1,317,691.53	0.00	1,317,691.53	85.35
510-0900-5821	Other Equipment	130,000.00	0.00	87,533.14	42,466.86	0.00	42,466.86	32.67
510-0900-5822	COE Degray Project	96,800.00	0.00	96,738.80	61.20	0.00	61.20	0.06
	E80 Sub Totals:	1,869,300.00	154,261.42	504,149.44	1,365,150.56	0.00	1,365,150.56	73.03
E85	Interest Expense							
510-0900-5850	Interest Expense	233,400.00	19,599.94	183,934.13	49,465.87	0.00	49,465.87	21.19

Account Number	Description	Budget Amount	Period Amount	YTD Amount	YTD Var	Encumbered Amount	Available	% Available
Dept 510-0950								
R60								
510-0950-4143								
510-0950-4600								
	E85 Sub Totals:	233,400.00	19,599.94	183,934.13	49,465.87	0.00	49,465.87	21.19
	Expense Sub Totals:	5,303,256.87	418,185.31	3,538,805.55	1,764,451.32	-537.50	1,764,988.82	33.28
	Dept 0900 Sub Totals:	1,093,256.87	-269,314.69	-1,344,279.21	2,437,536.08	-537.50		
	Miscellaneous Revenue	0.00	0.00	0.00	0.00	0.00	0.00	0.00
	Floormats/Supplies	0.00	0.00	9,285.15	-9,285.15	0.00	-9,285.15	0.00
	Miscellaneous Revenue							
R60 Sub Totals:		0.00	0.00	9,285.15	-9,285.15	0.00	-9,285.15	0.00
R62								
510-0950-4625								
	Intergovernmental Tsfrs							
	Xfer from Sewer Sales	4,200,000.00	687,500.00	4,862,500.00	-662,500.00	0.00	-662,500.00	0.00
	R62 Sub Totals:	4,200,000.00	687,500.00	4,862,500.00	-662,500.00	0.00	-662,500.00	0.00
	Revenue Sub Totals:	4,200,000.00	687,500.00	4,871,785.15	-671,785.15	0.00	-671,785.15	0.00
E01								
510-0950-5000	Personnel Expense	547,882.26	64,456.53	519,108.41	28,773.85	0.00	28,773.85	5.25
510-0950-5005	Salary Expense	109,000.00	9,083.33	108,999.96	0.04	0.00	0.04	0.00
510-0950-5010	SWB Reimbursement	50,000.00	6,008.34	33,396.87	16,603.13	0.00	16,603.13	33.21
510-0950-5020	Overtime Expense	45,738.04	5,347.13	41,611.33	4,126.71	0.00	4,126.71	9.02
510-0950-5022	FICA Expense	2,965.35	0.00	2,387.61	577.74	0.00	577.74	19.48
510-0950-5025	Unemployment Expense	7,128.00	0.00	5,507.10	1,620.90	0.00	1,620.90	22.74
510-0950-5030	Worker's Comp Expense	86,693.02	10,397.23	80,709.93	5,983.09	0.00	5,983.09	6.90
510-0950-5040	APERS Expense	112,138.65	9,499.74	122,813.44	-10,674.79	0.00	-10,674.79	0.00
510-0950-5050	Health Insurance Expense	2,000.00	350.00	801.50	1,198.50	0.00	1,198.50	59.93
510-0950-5054	Physical & Drug Screen Exp	300.00	25.00	250.00	50.00	0.00	50.00	16.67
510-0950-5055	BYOD - Wastewater	9,000.00	1,608.71	10,416.22	-1,416.22	0.00	-1,416.22	0.00
510-0950-5060	Uniform Expense	7,295.00	199.25	4,001.84	3,293.16	0.00	3,293.16	45.14
	Travel & Training Expense							
	E01 Sub Totals:	980,140.32	106,975.26	930,004.21	50,136.11	0.00	50,136.11	5.12
E10								
510-0950-5102	Building & Grounds Exp	10,500.00	1,660.00	9,884.82	615.18	0.00	615.18	5.86
510-0950-5110	Repairs & Maint - Building	285,000.00	24,468.62	282,793.02	2,206.98	0.00	2,206.98	0.77
510-0950-5111	Utilities - Electric	2,450.00	228.37	1,913.19	536.81	0.00	536.81	21.91
510-0950-5112	Utilities - Gas	250.00	24.50	287.63	-37.63	0.00	-37.63	0.00
510-0950-5115	Utilities - Water	2,950.00	258.10	3,048.29	-98.29	0.00	-98.29	0.00
510-0950-5116	CommExp-Internet, Cable, Landli	5,000.00	1,126.21	6,245.92	-1,245.92	0.00	-1,245.92	0.00
510-0950-5120	Communication Exp - Cellular	9,300.00	0.00	9,273.46	26.54	0.00	26.54	0.29
510-0950-5130	Insurance - Property	4,950.00	426.39	4,821.67	128.33	0.00	128.33	2.59
	Sanitization							

Account Number	Description	Budget Amount	Period Amount	YTD Amount	YTD Var	Encumbered Amount	Available	% Available
510-0950-5140	Supplies - B&G	1,000.00	756.50	1,657.11	-657.11	0.00	-657.11	0.00
510-0950-5142	Janitorial Supplies and Main	1,850.00	246.34	1,657.49	192.51	0.00	192.51	10.41
510-0950-5145	Tools	6,950.00	0.00	7,194.00	-244.00	0.00	-244.00	0.00
	E10 Sub Totals:	330,200.00	29,195.03	328,776.60	1,423.40	0.00	1,423.40	0.43
E20	Vehicle Expense							
510-0950-5200	Fuel Expense	19,500.00	3,726.58	20,633.51	-1,133.51	0.00	-1,133.51	0.00
510-0950-5210	Service & Repair - Vehicle	54,000.00	1,256.62	43,230.45	10,769.55	0.00	10,769.55	19.94
510-0950-5214	Service & Repair - Heavy Equip	0.00	0.00	0.00	0.00	0.00	0.00	0.00
510-0950-5218	Tire Expense	6,500.00	516.47	6,616.16	-116.16	0.00	-116.16	0.00
510-0950-5225	Insurance Expense - Vehicle	7,200.00	0.00	6,690.93	509.07	0.00	509.07	7.07
510-0950-5240	Equipment Rental	950.00	0.00	640.58	309.42	0.00	309.42	32.57
	E20 Sub Totals:	88,150.00	5,499.67	77,811.63	10,338.37	0.00	10,338.37	11.73
E30	Supply Expense							
510-0950-5300	Supplies - Office	4,950.00	565.45	5,625.86	-675.86	0.00	-675.86	0.00
510-0950-5322	Supplies - Operating	229,500.00	81,685.18	264,225.50	-34,725.50	-4.82	-34,720.68	0.00
510-0950-5324	Supplies - Chemicals	59,500.00	200.00	60,229.94	-729.94	0.00	-729.94	0.00
510-0950-5326	Supplies - Lab	40,000.00	7,689.00	30,759.20	9,240.80	0.00	9,240.80	23.10
510-0950-5350	Postage Expense	27,500.00	8,144.36	24,079.33	3,420.67	0.00	3,420.67	12.44
	E30 Sub Totals:	361,450.00	98,283.99	384,919.83	-23,469.83	-4.82	-23,465.01	0.00
E40	Operations Expense							
510-0950-5475	Credit Card Fees	17,000.00	1,507.38	17,136.49	-136.49	0.00	-136.49	0.00
510-0950-5480	Dues & Subscriptions	18,500.00	353.70	13,449.63	5,050.37	0.00	5,050.37	27.30
510-0950-5530	Safety Program	1,500.00	752.30	1,499.34	0.66	0.00	0.66	0.04
510-0950-5540	Equip Purchase - I & I	10,000.00	0.00	0.00	10,000.00	0.00	10,000.00	100.00
510-0950-5541	Outside Contractors- I & I	300,000.00	0.00	162,325.00	137,675.00	0.00	137,675.00	45.89
510-0950-5542	Service & Repair - I & I	13,800.00	0.00	0.00	13,800.00	0.00	13,800.00	100.00
	E40 Sub Totals:	360,800.00	2,613.38	194,410.46	166,389.54	0.00	166,389.54	46.12
E55	Professional Services							
510-0950-5550	Prof Services - Acctg & Audit	11,210.00	0.00	11,210.00	0.00	0.00	0.00	0.00
510-0950-5553	Prof Services - Advertising	1,500.00	224.20	943.65	556.35	0.00	556.35	37.09
510-0950-5571	Prof Services - Engineering	11,000.00	1,620.00	10,485.00	515.00	0.00	515.00	4.68
510-0950-5574	Prof Services - GIS	6,750.00	0.00	0.00	6,750.00	0.00	6,750.00	100.00
510-0950-5586	Prof Services - Other	30,000.00	2,425.00	19,068.24	10,931.76	-537.50	11,469.26	38.23
510-0950-5589	Prof Services - Printing	7,500.00	0.00	3,566.09	3,933.91	0.00	3,933.91	52.45
	E55 Sub Totals:	67,960.00	4,269.20	45,272.98	22,687.02	-537.50	23,224.52	34.17
E60	Miscellaneous Expense							
510-0950-5604	Hardware - New & Renewals	23,900.00	4,838.04	23,434.81	465.19	0.00	465.19	1.95

Account Number	Description	Budget Amount	Period Amount	YTD Amount	YTD Var	Encumbered Amount	Available	% Available
510-0950-5606	IT Project & Labor	10,500.00	8,290.14	10,262.64	237.36	0.00	237.36	2.26
510-0950-5608	Software - New & Renewals	56,230.00	15,577.88	53,274.74	2,955.26	0.00	2,955.26	5.26
510-0950-5614	Copier Costs	9,340.00	9,077.24	9,230.85	109.15	0.00	109.15	1.17
E60	E60 Sub Totals:	99,970.00	37,783.30	96,203.04	3,766.96	0.00	3,766.96	3.77
E62	Intergovernmental Tsfr							
510-0950-5626	Xfer to Other	110,000.00	20,617.98	132,145.58	-22,145.58	0.00	-22,145.58	0.00
E62	E62 Sub Totals:	110,000.00	20,617.98	132,145.58	-22,145.58	0.00	-22,145.58	0.00
E72	Bond Expense							
510-0950-5722	Bond Principal Pmt	452,650.00	44,486.49	353,864.93	98,785.07	0.00	98,785.07	21.82
E72	E72 Sub Totals:	452,650.00	44,486.49	353,864.93	98,785.07	0.00	98,785.07	21.82
E80	Fixed Assets							
510-0950-5804	Fixed Asset Office Equipment	0.00	0.00	0.00	0.00	0.00	0.00	0.00
510-0950-5808	Fixed Assets - Vehicles	152,239.13	490.50	147,095.31	5,143.82	0.00	5,143.82	3.38
510-0950-5810	Fixed Assets - Equipment	329,760.87	0.00	277,307.79	52,453.08	0.00	52,453.08	15.91
510-0950-5816	Fixed Assets - Infrastructure	1,902,000.00	245,470.43	681,787.34	1,220,212.66	134.36	1,220,078.30	64.15
510-0950-5819	Project - Dewatering Facility	2,573,000.00	1,166,870.83	2,609,606.62	-36,606.62	0.00	-36,606.62	0.00
E80	E80 Sub Totals:	4,957,000.00	1,412,831.76	3,715,797.06	1,241,202.94	134.36	1,241,068.58	25.04
E85	Interest Expense							
510-0950-5850	Interest Expense	302,078.11	24,272.74	233,921.09	68,157.02	0.00	68,157.02	22.56
E85	E85 Sub Totals:	302,078.11	24,272.74	233,921.09	68,157.02	0.00	68,157.02	22.56
	Expense Sub Totals:	8,110,398.43	1,786,828.80	6,493,127.41	1,617,271.02	-407.96	1,617,678.98	19.95
	Dept 0950 Sub Totals:	3,910,398.43	1,099,328.80	1,621,342.26	2,289,056.17	-407.96		
	Fund Revenue Sub Totals:	8,420,000.00	1,374,988.75	9,765,294.31	-1,345,294.31	0.00	-1,345,294.31	0.00
	Fund Expense Sub Totals:	13,413,655.30	2,205,014.11	10,031,932.96	3,381,722.34	-945.46	3,382,667.80	25.22
	Fund 510 Sub Totals:	4,993,655.30	830,025.36	266,638.65	4,727,016.65	-945.46		
	Stormwater Utility Fund							
Fund 515								
Dept 515-0140								
R60	Miscellaneous Revenue							
515-0140-4600	Miscellaneous Revenue	0.00	0.00	0.00	0.00	0.00	0.00	0.00
R60	R60 Sub Totals:	0.00	0.00	0.00	0.00	0.00	0.00	0.00
R62	Intergovernmental Tsfrs							

Account Number	Description	Budget Amount	Period Amount	YTD Amount	YTD Var	Encumbered Amount	Available	% Available
515-0140-4625	Xfer from Water Revenue Fund	140,000.00	58,799.00	344,276.63	-204,276.63	0.00	-204,276.63	0.00
515-0140-4627	Xfer from Other	0.00	0.00	0.00	0.00	0.00	0.00	0.00
R62 Sub Totals:		140,000.00	58,799.00	344,276.63	-204,276.63	0.00	-204,276.63	0.00
R85	Interest Revenue							
515-0140-4850	Interest Rev	0.00	2.05	91.29	-91.29	0.00	-91.29	0.00
R85 Sub Totals:		0.00	2.05	91.29	-91.29	0.00	-91.29	0.00
Revenue Sub Totals:		140,000.00	58,801.05	344,367.92	-204,367.92	0.00	-204,367.92	0.00
E60	Miscellaneous Expense							
515-0140-5600	Miscellaneous Expense	0.00	0.00	0.00	0.00	0.00	0.00	0.00
E60 Sub Totals:		0.00	0.00	0.00	0.00	0.00	0.00	0.00
E80	Fixed Assets							
515-0140-5808	Fixed Assets - Vehicles	68,101.00	0.00	68,100.62	0.38	0.00	0.38	0.00
515-0140-5816	Fixed Assets - Infrastructure	268,000.00	67,756.25	381,991.78	-113,991.78	0.00	-113,991.78	0.00
E80 Sub Totals:		336,101.00	67,756.25	450,092.40	-113,991.40	0.00	-113,991.40	0.00
Expense Sub Totals:		336,101.00	67,756.25	450,092.40	-113,991.40	0.00	-113,991.40	0.00
Dept 0140 Sub Totals:		196,101.00	8,955.20	105,724.48	90,376.52	0.00	0.00	0.00
Fund Revenue Sub Totals:		140,000.00	58,801.05	344,367.92	-204,367.92	0.00	-204,367.92	0.00
Fund Expense Sub Totals:		336,101.00	67,756.25	450,092.40	-113,991.40	0.00	-113,991.40	0.00
Fund 515 Sub Totals:		196,101.00	8,955.20	105,724.48	90,376.52	0.00	0.00	0.00
Depreciation - Water								
Intergovernmental Trsfers								
Xfer from Water		0.00	0.00	0.00	0.00	0.00	0.00	0.00
R62 Sub Totals:		0.00	0.00	0.00	0.00	0.00	0.00	0.00
R85	Interest Revenue							
520-0900-4850	Interest Revenue	0.00	0.00	0.00	0.00	0.00	0.00	0.00
R85 Sub Totals:		0.00	0.00	0.00	0.00	0.00	0.00	0.00
Revenue Sub Totals:		0.00	0.00	0.00	0.00	0.00	0.00	0.00

Account Number	Description	Budget Amount	Period Amount	YTD Amount	YTD Var	Encumbered Amount	Available	% Available
E62 520-0900-5624	Intergovernmental Tsfr Xfer to Water	0.00	0.00	5.05	-5.05	0.00	-5.05	0.00
	E62 Sub Totals:	0.00	0.00	5.05	-5.05	0.00	-5.05	0.00
	Expense Sub Totals:	0.00	0.00	5.05	-5.05	0.00	-5.05	0.00
	Dept 0900 Sub Totals:	0.00	0.00	5.05	-5.05	0.00	0.00	0.00
	Fund Revenue Sub Totals:	0.00	0.00	0.00	0.00	0.00	0.00	0.00
	Fund Expense Sub Totals:	0.00	0.00	5.05	-5.05	0.00	-5.05	0.00
Fund 525 Dept 525-0950 R62 525-0950-4625	Fund 520 Sub Totals: Depreciation - WW	0.00	0.00	5.05	-5.05	0.00	0.00	0.00
	Intergovernmental Tsfrs Xfer from Water	158,000.00	38,339.24	235,982.15	-77,982.15	0.00	-77,982.15	0.00
	R62 Sub Totals:	158,000.00	38,339.24	235,982.15	-77,982.15	0.00	-77,982.15	0.00
	Interest Revenue	0.00	49.55	570.47	-570.47	0.00	-570.47	0.00
R85 525-0950-4850	Interest Revenue	0.00	49.55	570.47	-570.47	0.00	-570.47	0.00
	R85 Sub Totals:	0.00	49.55	570.47	-570.47	0.00	-570.47	0.00
E62 525-0950-5624	Revenue Sub Totals: Intergovernmental Tsfr Xfer to Water	158,000.00	38,388.79	236,552.62	-78,552.62	0.00	-78,552.62	0.00
	E62 Sub Totals:	0.00	0.00	0.00	0.00	0.00	0.00	0.00
	Expense Sub Totals:	0.00	0.00	0.00	0.00	0.00	0.00	0.00
	Dept 0950 Sub Totals:	-158,000.00	-38,388.79	-236,552.62	78,552.62	0.00	0.00	0.00
	Fund Revenue Sub Totals:	158,000.00	38,388.79	236,552.62	-78,552.62	0.00	-78,552.62	0.00
	Fund Expense Sub Totals:	0.00	0.00	0.00	0.00	0.00	0.00	0.00
Fund 530 Dept 530-0900	Fund 525 Sub Totals: Sub-Div Impact Water	-158,000.00	-38,388.79	-236,552.62	78,552.62	0.00	0.00	0.00

Account Number	Description	Budget Amount	Period Amount	YTD Amount	YTD Var	Encumbered Amount	Available	% Available
R62 530-0900-4625	Intergovernmental Tsfrs Xfer from Water	2,000.00	0.00	900.63	1,099.37	0.00	1,099.37	54.97
R62 Sub Totals:		2,000.00	0.00	900.63	1,099.37	0.00	1,099.37	54.97
R85 530-0900-4850	Interest Revenue Interest Revenue	0.00	0.00	1.92	-1.92	0.00	-1.92	0.00
R85 Sub Totals:		0.00	0.00	1.92	-1.92	0.00	-1.92	0.00
Revenue Sub Totals:		2,000.00	0.00	902.55	1,097.45	0.00	1,097.45	54.87
E62 530-0900-5624	Intergovernmental Tsfr Xfer to Water	9,000.00	0.00	8,055.24	944.76	0.00	944.76	10.50
E62 Sub Totals:		9,000.00	0.00	8,055.24	944.76	0.00	944.76	10.50
Expense Sub Totals:		9,000.00	0.00	8,055.24	944.76	0.00	944.76	10.50
Dept 0900 Sub Totals:		7,000.00	0.00	7,152.69	-152.69	0.00		
Fund Revenue Sub Totals:		2,000.00	0.00	902.55	1,097.45	0.00	1,097.45	54.87
Fund Expense Sub Totals:		9,000.00	0.00	8,055.24	944.76	0.00	944.76	10.50
Fund 530 Sub Totals:		7,000.00	0.00	7,152.69	-152.69	0.00		
Sub-Div Impact WW								
Intergovernmental Tsfrs Xfer from Water		8,500.00	3,300.00	12,255.24	-3,755.24	0.00	-3,755.24	0.00
R62 Sub Totals:		8,500.00	3,300.00	12,255.24	-3,755.24	0.00	-3,755.24	0.00
Interest Revenue Interest Revenue		0.00	0.65	6.41	-6.41	0.00	-6.41	0.00
R85 Sub Totals:		0.00	0.65	6.41	-6.41	0.00	-6.41	0.00
Revenue Sub Totals:		8,500.00	3,300.65	12,261.65	-3,761.65	0.00	-3,761.65	0.00
Intergovernmental Tsfr Xfer to Water		0.00	0.00	0.00	0.00	0.00	0.00	0.00
E62 Sub Totals:		0.00	0.00	0.00	0.00	0.00	0.00	0.00

Account Number	Description	Budget Amount	Period Amount	YTD Amount	YTD Var	Encumbered Amount	Available	% Available
	Expense Sub Totals:	0.00	0.00	0.00	0.00	0.00	0.00	0.00
	Dept 0950 Sub Totals:	-8,500.00	-3,300.65	-12,261.65	3,761.65	0.00		
	Fund Revenue Sub Totals:	8,500.00	3,300.65	12,261.65	-3,761.65	0.00	-3,761.65	0.00
	Fund Expense Sub Totals:	0.00	0.00	0.00	0.00	0.00	0.00	0.00
Fund 540	Fund 535 Sub Totals:	-8,500.00	-3,300.65	-12,261.65	3,761.65	0.00		
Dept 540-0900	Fair Share							
R62	Intergovernmental Tsfrs							
540-0900-4625	Xfer from Water	0.00	0.00	0.00	0.00	0.00	0.00	0.00
	R62 Sub Totals:	0.00	0.00	0.00	0.00	0.00	0.00	0.00
	Revenue Sub Totals:							
E62	Intergovernmental Tsfr							
540-0900-5624	Xfer to Water	0.00	0.00	2.16	-2.16	0.00	-2.16	0.00
	E62 Sub Totals:	0.00	0.00	2.16	-2.16	0.00	-2.16	0.00
	Expense Sub Totals:	0.00	0.00	2.16	-2.16	0.00	-2.16	0.00
	Dept 0900 Sub Totals:	0.00	0.00	2.16	-2.16	0.00		
	Fund Revenue Sub Totals:	0.00	0.00	0.00	0.00	0.00	0.00	0.00
	Fund Expense Sub Totals:	0.00	0.00	2.16	-2.16	0.00	-2.16	0.00
Fund 550	Fund 540 Sub Totals:	0.00	0.00	2.16	-2.16	0.00		
Dept 550-0900	Impact - Water							
R62	Intergovernmental Tsfrs							
550-0900-4625	Xfer from Water	60,000.00	7,798.00	71,436.00	-11,436.00	0.00	-11,436.00	0.00
	R62 Sub Totals:	60,000.00	7,798.00	71,436.00	-11,436.00	0.00	-11,436.00	0.00
R85	Interest Revenue							
550-0900-4850	Interest Revenue	0.00	12.56	142.32	-142.32	0.00	-142.32	0.00
	R85 Sub Totals:	0.00	12.56	142.32	-142.32	0.00	-142.32	0.00

Account Number	Description	Budget Amount	Period Amount	YTD Amount	YTD Var	Encumbered Amount	Available	% Available
E62 550-0900-5624	Revenue Sub Totals:	60,000.00	7,810.56	71,578.32	-11,578.32	0.00	-11,578.32	0.00
	Intergovernmental Tsfr							
	Xfer to Water	0.00	0.00	0.00	0.00	0.00	0.00	0.00
	E62 Sub Totals:	0.00	0.00	0.00	0.00	0.00	0.00	0.00
	Expense Sub Totals:	0.00	0.00	0.00	0.00	0.00	0.00	0.00
	Dept 0900 Sub Totals:	-60,000.00	-7,810.56	-71,578.32	11,578.32	0.00		
	Fund Revenue Sub Totals:	60,000.00	7,810.56	71,578.32	-11,578.32	0.00	-11,578.32	0.00
	Fund Expense Sub Totals:	0.00	0.00	0.00	0.00	0.00	0.00	0.00
Fund 555 Dept 555-0950 R62 555-0950-4625	Fund 550 Sub Totals:	-60,000.00	-7,810.56	-71,578.32	11,578.32	0.00		
	Impact - WW							
	Intergovernmental Tsfrs	49,000.00	11,000.00	68,000.00	-19,000.00	0.00	-19,000.00	0.00
	Xfer from Water							
	R62 Sub Totals:	49,000.00	11,000.00	68,000.00	-19,000.00	0.00	-19,000.00	0.00
	Interest Revenue							
	Interest Revenue	0.00	12.50	141.87	-141.87	0.00	-141.87	0.00
R85 555-0950-4850	R85 Sub Totals:	0.00	12.50	141.87	-141.87	0.00	-141.87	0.00
	Revenue Sub Totals:	49,000.00	11,012.50	68,141.87	-19,141.87	0.00	-19,141.87	0.00
	Intergovernmental Tsfr							
	Xfer to Water	0.00	0.00	0.00	0.00	0.00	0.00	0.00
	E62 Sub Totals:	0.00	0.00	0.00	0.00	0.00	0.00	0.00
	Expense Sub Totals:	0.00	0.00	0.00	0.00	0.00	0.00	0.00
	Dept 0950 Sub Totals:	-49,000.00	-11,012.50	-68,141.87	19,141.87	0.00		
	Fund Revenue Sub Totals:	49,000.00	11,012.50	68,141.87	-19,141.87	0.00	-19,141.87	0.00
	Fund Expense Sub Totals:	0.00	0.00	0.00	0.00	0.00	0.00	0.00

Account Number	Description	Budget Amount	Period Amount	YTD Amount	YTD Var	Encumbered Amount	Available	% Available
Fund 560	Fund 555 Sub Totals:	-49,000.00	-11,012.50	-68,141.87	19,141.87	0.00		
Dept 560-0900	Salem Royalty							
R62	Intergovernmental Tsfrs							
560-0900-4625	Xfer from Water	1,000.00	101.60	680.40	319.60	0.00	319.60	31.96
	R62 Sub Totals:	1,000.00	101.60	680.40	319.60	0.00	319.60	31.96
	Interest Revenue	0.00	1.72	21.64	-21.64	0.00	-21.64	0.00
R85	Interest Revenue	0.00	1.72	21.64	-21.64	0.00	-21.64	0.00
560-0900-4850	R85 Sub Totals:	0.00	1.72	21.64	-21.64	0.00	-21.64	0.00
	Revenue Sub Totals:	1,000.00	103.32	702.04	297.96	0.00	297.96	29.80
	Miscellaneous Expense							
E60	Royalty Payment	1,000.00	0.00	826.00	174.00	0.00	174.00	17.40
560-0900-5602	E60 Sub Totals:	1,000.00	0.00	826.00	174.00	0.00	174.00	17.40
	Expense Sub Totals:	1,000.00	0.00	826.00	174.00	0.00	174.00	17.40
	Dept 0900 Sub Totals:	0.00	-103.32	123.96	-123.96	0.00		
	Fund Revenue Sub Totals:	1,000.00	103.32	702.04	297.96	0.00	297.96	29.80
	Fund Expense Sub Totals:	1,000.00	0.00	826.00	174.00	0.00	174.00	17.40
	Fund 560 Sub Totals:	0.00	-103.32	123.96	-123.96	0.00		
Fund 600	W/WW Bond 2008A DS							
Dept 600-0000	Bond Revenue							
R72	Loan 2017 Bond Refinancing	0.00	4,908,046.18	4,908,046.18	-4,908,046.18	0.00	-4,908,046.18	0.00
600-0000-4610	R72 Sub Totals:	0.00	4,908,046.18	4,908,046.18	-4,908,046.18	0.00	-4,908,046.18	0.00
	Revenue Sub Totals:	0.00	4,908,046.18	4,908,046.18	-4,908,046.18	0.00	-4,908,046.18	0.00
	Dept 0000 Sub Totals:	0.00	-4,908,046.18	-4,908,046.18	4,908,046.18	0.00		
Dept 600-0900	Intergovernmental Isfrs							
R62	Xfer from Water	720,000.00	0.00	658,188.65	61,811.35	0.00	61,811.35	8.58
600-0900-4625								

Account Number	Description	Budget Amount	Period Amount	YTD Amount	YTD Var	Encumbered Amount	Available	% Available
R85	R62 Sub Totals:	720,000.00	0.00	658,188.65	61,811.35	0.00	61,811.35	8.58
600-0900-4850	Interest Revenue							
	Interest Revenue	0.00	329.48	1,920.69	-1,920.69	0.00	-1,920.69	0.00
R85	R85 Sub Totals:	0.00	329.48	1,920.69	-1,920.69	0.00	-1,920.69	0.00
E72	Revenue Sub Totals:	720,000.00	329.48	660,109.34	59,890.66	0.00	59,890.66	8.32
600-0900-5722	Bond Expense							
600-0900-5724	Bond Principal Pmt	720,000.00	5,850,920.39	5,628,368.92	-4,908,368.92	0.00	-4,908,368.92	0.00
	Bond Fee	1,000.00	0.00	4,497.00	-3,497.00	0.00	-3,497.00	0.00
E85	E72 Sub Totals:	721,000.00	5,850,920.39	5,632,865.92	-4,911,865.92	0.00	-4,911,865.92	0.00
600-0900-5850	Interest Expense							
	Interest Expense	325,000.00	0.00	0.00	325,000.00	0.00	325,000.00	100.00
E85	E85 Sub Totals:	325,000.00	0.00	0.00	325,000.00	0.00	325,000.00	100.00
	Expense Sub Totals:	1,046,000.00	5,850,920.39	5,632,865.92	-4,586,865.92	0.00	-4,586,865.92	0.00
	Dept 0900 Sub Totals:	326,000.00	5,850,590.91	4,972,756.58	-4,646,756.58	0.00		
	Fund Revenue Sub Totals:	720,000.00	4,908,375.56	5,568,155.52	-4,848,155.52	0.00	-4,848,155.52	0.00
	Fund Expense Sub Totals:	1,046,000.00	5,850,920.39	5,632,865.92	-4,586,865.92	0.00	-4,586,865.92	0.00
Fund 601	Fund 600 Sub Totals:	326,000.00	942,544.73	64,710.40	261,289.60	0.00		
Dept 601-0900	W/WW Bond 2008A DSR							
R62	Intergovernmental Tsfrs							
601-0900-4627	Xfer from Other	0.00	0.00	0.00	0.00	0.00	0.00	0.00
R85	R62 Sub Totals:	0.00	0.00	0.00	0.00	0.00	0.00	0.00
601-0900-4850	Interest Revenue							
601-0900-4855	Interest Revenue	0.00	0.00	1,110.16	-1,110.16	0.00	-1,110.16	0.00
	Gain on Investment	0.00	0.00	120.78	-120.78	0.00	-120.78	0.00
E62	R85 Sub Totals:	0.00	0.00	1,230.94	-1,230.94	0.00	-1,230.94	0.00
	Revenue Sub Totals:	0.00	0.00	1,230.94	-1,230.94	0.00	-1,230.94	0.00
	Intergovernmental Tsfr							

Account Number	Description	Budget Amount	Period Amount	YTD Amount	YTD Var	Encumbered Amount	Available	% Available
601-0900-5626	Xfer to Other	2,000.00	0.00	158,459.70	-156,459.70	0.00	-156,459.70	0.00
	E62 Sub Totals:	2,000.00	0.00	158,459.70	-156,459.70	0.00	-156,459.70	0.00
E85	Interest Expense							
601-0900-5855	Loss on Investment	1,000.00	0.00	504.22	495.78	0.00	495.78	49.58
	E85 Sub Totals:	1,000.00	0.00	504.22	495.78	0.00	495.78	49.58
	Expense Sub Totals:	3,000.00	0.00	158,963.92	-155,963.92	0.00	-155,963.92	0.00
	Dept 0900 Sub Totals:	3,000.00	0.00	157,732.98	-154,732.98	0.00		
	Fund Revenue Sub Totals:	0.00	0.00	1,230.94	-1,230.94	0.00	-1,230.94	0.00
	Fund Expense Sub Totals:	3,000.00	0.00	158,963.92	-155,963.92	0.00	-155,963.92	0.00
	Fund 601 Sub Totals:	3,000.00	0.00	157,732.98	-154,732.98	0.00		
Fund 602	W/WW Ref Rev Bds 2017, COI Fd							
Dept 602-0000	No Department							
R72	Bond Revenue							
602-0000-4610	Cost of Issuance	0.00	39,168.32	39,168.32	-39,168.32	0.00	-39,168.32	0.00
	R72 Sub Totals:	0.00	39,168.32	39,168.32	-39,168.32	0.00	-39,168.32	0.00
	Revenue Sub Totals:	0.00	39,168.32	39,168.32	-39,168.32	0.00	-39,168.32	0.00
E72	Bond Expense							
602-0000-5724	Bond Fees	0.00	10,668.32	10,668.32	-10,668.32	0.00	-10,668.32	0.00
	E72 Sub Totals:	0.00	10,668.32	10,668.32	-10,668.32	0.00	-10,668.32	0.00
	Expense Sub Totals:	0.00	10,668.32	10,668.32	-10,668.32	0.00	-10,668.32	0.00
	Dept 0000 Sub Totals:	0.00	-28,500.00	-28,500.00	28,500.00	0.00		
	Fund Revenue Sub Totals:	0.00	39,168.32	39,168.32	-39,168.32	0.00	-39,168.32	0.00
	Fund Expense Sub Totals:	0.00	10,668.32	10,668.32	-10,668.32	0.00	-10,668.32	0.00
	Fund 602 Sub Totals:	0.00	-28,500.00	-28,500.00	28,500.00	0.00		
Fund 604	W/WW Ref Rev 2017 Bd Fd							
Dept 604-0000	Water and WW							
R62	Intergovernmental Tsfrs							

Account Number	Description	Budget Amount	Period Amount	YTD Amount	YTD Var	Encumbered Amount	Available	% Available
604-0000-4623	Xfer from Other Fund	0.00	5,252,687.22	5,252,687.22	-5,252,687.22	0.00	-5,252,687.22	0.00
R62	R62 Sub Totals:	0.00	5,252,687.22	5,252,687.22	-5,252,687.22	0.00	-5,252,687.22	0.00
604-0000-4850	Interest Revenue	0.00	0.00	0.00	0.00	0.00	0.00	0.00
604-0000-4855	Gain on Investment	0.00	0.00	0.00	0.00	0.00	0.00	0.00
R85	R85 Sub Totals:	0.00	0.00	0.00	0.00	0.00	0.00	0.00
E62	Revenue Sub Totals:	0.00	5,252,687.22	5,252,687.22	-5,252,687.22	0.00	-5,252,687.22	0.00
604-0000-5626	Intergovernmental Tsfr	0.00	5,205,538.50	5,205,538.50	-5,205,538.50	0.00	-5,205,538.50	0.00
E72	E62 Sub Totals:	0.00	5,205,538.50	5,205,538.50	-5,205,538.50	0.00	-5,205,538.50	0.00
604-0000-5722	Bond Expense	0.00	0.00	0.00	0.00	0.00	0.00	0.00
604-0000-5724	Bond Principal Pmt	0.00	166.67	166.67	-166.67	0.00	-166.67	0.00
E85	Bond Fees	0.00	166.67	166.67	-166.67	0.00	-166.67	0.00
604-0000-5855	E72 Sub Totals:	0.00	166.67	166.67	-166.67	0.00	-166.67	0.00
	Interest Expense	0.00	0.00	0.00	0.00	0.00	0.00	0.00
	Loss on Investment	0.00	0.00	0.00	0.00	0.00	0.00	0.00
E85	E85 Sub Totals:	0.00	0.00	0.00	0.00	0.00	0.00	0.00
	Expense Sub Totals:	0.00	5,205,705.17	5,205,705.17	-5,205,705.17	0.00	-5,205,705.17	0.00
	Dept 0000 Sub Totals:	0.00	-46,982.05	-46,982.05	46,982.05	0.00	0.00	0.00
	Fund Revenue Sub Totals:	0.00	5,252,687.22	5,252,687.22	-5,252,687.22	0.00	-5,252,687.22	0.00
	Fund Expense Sub Totals:	0.00	5,205,705.17	5,205,705.17	-5,205,705.17	0.00	-5,205,705.17	0.00
Fund 605	Fund 604 Sub Totals:	0.00	-46,982.05	-46,982.05	46,982.05	0.00	0.00	0.00
Dept 605-0900	W/WW Bond 2008B DSR							
R62	Intergovernmental Tsfrs	0.00	0.00	0.00	0.00	0.00	0.00	0.00
605-0900-4627	Xfer from Other	0.00	0.00	0.00	0.00	0.00	0.00	0.00
R85	R62 Sub Totals:	0.00	0.00	0.00	0.00	0.00	0.00	0.00
605-0900-4850	Interest Revenue	0.00	0.00	1,429.79	-1,429.79	0.00	-1,429.79	0.00
605-0900-4855	Gain on Investment	0.00	0.00	155.85	-155.85	0.00	-155.85	0.00

Account Number	Description	Budget Amount	Period Amount	YTD Amount	YTD Var	Encumbered Amount	Available	% Available
	R85 Sub Totals:	0.00	0.00	1,585.64	-1,585.64	0.00	-1,585.64	0.00
	Revenue Sub Totals:							
	Intergovernmental Tsfr	0.00	0.00	1,585.64	-1,585.64	0.00	-1,585.64	0.00
	Xfer to Other	2,000.00	0.00	203,707.83	-201,707.83	0.00	-201,707.83	0.00
E62	E62 Sub Totals:	2,000.00	0.00	203,707.83	-201,707.83	0.00	-201,707.83	0.00
	Interest Expense							
	Loss on Investment	1,000.00	0.00	650.61	349.39	0.00	349.39	34.94
E85	E85 Sub Totals:	1,000.00	0.00	650.61	349.39	0.00	349.39	34.94
	Expense Sub Totals:	3,000.00	0.00	204,358.44	-201,358.44	0.00	-201,358.44	0.00
	Dept 0900 Sub Totals:	3,000.00	0.00	202,772.80	-199,772.80	0.00		
	Fund Revenue Sub Totals:	0.00	0.00	1,585.64	-1,585.64	0.00	-1,585.64	0.00
	Fund Expense Sub Totals:	3,000.00	0.00	204,358.44	-201,358.44	0.00	-201,358.44	0.00
Fund 606	Fund 605 Sub Totals:	3,000.00	0.00	202,772.80	-199,772.80	0.00		
Dept 606-0000	W/WW Ref Rev Bds 2017 DSR							
R62	Water and WW							
606-0000-4623	Intergovernmental Tsfrs	0.00	262,250.00	262,250.00	-262,250.00	0.00	-262,250.00	0.00
	Xfer from Other Fund							
R85	R62 Sub Totals:	0.00	262,250.00	262,250.00	-262,250.00	0.00	-262,250.00	0.00
	Interest Revenue							
	Interest Revenue	0.00	7.05	7.05	-7.05	0.00	-7.05	0.00
	Gain on Investment	0.00	1.84	1.84	-1.84	0.00	-1.84	0.00
	R85 Sub Totals:	0.00	8.89	8.89	-8.89	0.00	-8.89	0.00
	Revenue Sub Totals:	0.00	262,258.89	262,258.89	-262,258.89	0.00	-262,258.89	0.00
	Dept 0000 Sub Totals:	0.00	-262,258.89	-262,258.89	262,258.89	0.00		
	Fund Revenue Sub Totals:	0.00	262,258.89	262,258.89	-262,258.89	0.00	-262,258.89	0.00
	Fund Expense Sub Totals:	0.00	0.00	0.00	0.00	0.00	0.00	0.00

Account Number	Description	Budget Amount	Period Amount	YTD Amount	YTD Var	Encumbered Amount	Available	% Available
	Fund 606 Sub Totals:	0.00	-262,258.89	-262,258.89	262,258.89	0.00		
	Revenue Totals:	49,178,174.76	15,284,730.64	62,765,274.59	-13,587,099.83	0.00	-13,587,099.83	0.00
	Expense Totals:	64,832,017.78	19,360,295.32	66,942,617.88	-2,110,600.10	4,434.68	-2,115,034.78	0.00
	Report Totals:	15,653,843.02	4,075,564.68	4,177,343.29	11,476,499.73	4,434.68		

RESOLUTION NO. 2018 _____

A RESOLUTION PROVIDING FOR THE ADOPTION OF AN AMENDED BUDGET FOR THE CITY OF BRYANT FOR THE TWELVE MONTH PERIOD BEGINNING JANUARY 1, 2017 AND ENDING DECEMBER 31, 2017

WHEREAS, the City of Bryant, Arkansas adopted a budget for The City of Bryant on December 20, 2016, recorded as Resolution 2016-42, and

WHEREAS, the City of Bryant, Arkansas, desires to amend said Budget for Fiscal Year 2017 as attached.

NOW, THEREFORE, BE IT RESOLVED BY THE CITY COUNCIL OF BRYANT, ARKANSAS THAT:

This resolution (with attachment) shall be known as the amended budget resolution for the City of Bryant, Arkansas, for Section 1. the twelve (12) month period beginning January 1, 2017 and ending December 31, 2017.

- General Fund 0.00
- Non Major Govt Funds -Fire Donations 500.00
- Street Fund 0.00
- 8 Other Bond Funds (1,718,199.90)
- Water Revenue Fund 500 1,421,050.00
- Water Operating Fund 510 (1,325,000.00)
- Stormwater Fund 0.00
- W.WW Misc and Bond Funds 325,693.54

Section 2. The amended city budget for the calendar year 2017 is hereby amended and adopted to read as attached.

PASSED AND APPROVED this _____ day of January, 2018.

APPROVED:

Jill Dabbs, Mayor

Approved as to Form:

Richard Chris Madison, Staff Attorney

ATTEST:

Sue Ashcraft, City Clerk

General Ledger

Budget Adjustment Proof List

User: jblack
 Printed: 01/23/2018 - 2:23PM
 Fiscal Year: 2017
 Batch: 00001.12.2017 - Dec2017 Council Meeting Bud Adj



Account Number	Description	Period	Original Budget	New Budget	Transfer Amt.	Transaction Description	Transfer Description
FUND 001 - General Fund							
DEPT 0100 - Administration							
EXPENSE							
Annual Budget							
001-0100-5000	Salary Expense	Annual	526,944.72	526,819.72	-125.00		Transfer to 001-0100-5001
001-0100-5000	Salary Expense	Annual	526,819.72	526,744.72	-75.00		Transfer to 001-0100-5054
001-0100-5000	Salary Expense	Annual	526,744.72	525,744.72	-1,000.00		Transfer to 001-0100-5060
001-0100-5000	Salary Expense	Annual	525,744.72	525,434.72	-310.00	2018 CC expenses put to 2017 for accounting year end close out	Transfer to 001-0100-5062
001-0100-5001	Elected Off. 2009-24,2011-27	Annual	206,263.04	206,388.04	125.00		Transfer from 001-0100-5000
001-0100-5054	BYOD - Admin	Annual	1,375.00	1,450.00	75.00		Transfer from 001-0100-5000
001-0100-5060	Travel & Training Expense	Annual	15,100.00	16,100.00	1,000.00		Transfer from 001-0100-5000
001-0100-5062	Travel & Training - Mayor	Annual	8,300.00	8,610.00	310.00	2018 CC expenses put to 2017 for accounting year end close out	Transfer from 001-0100-5000
001-0100-5111	Utilities - Gas	Annual	1,000.00	800.00	-200.00		Transfer to 001-0100-5112
001-0100-5112	Utilities - Water	Annual	750.00	950.00	200.00		Transfer from 001-0100-5111
001-0100-5300	Supplies - Office	Annual	4,500.00	5,500.00	1,000.00		Transfer from 001-0100-5334
001-0100-5334	Supplies - Volunteer	Annual	2,000.00	1,000.00	-1,000.00		Transfer to 001-0100-5300
001-0100-5480	Dues & Subscriptions	Annual	27,500.00	43,500.00	16,000.00		Transfer from 001-0100-5481
001-0100-5481	Municipal/Metro Dues-Admin	Annual	20,000.00	4,000.00	-16,000.00		Transfer to 001-0100-5480
001-0100-5481	Municipal/Metro Dues-Admin	Annual	4,000.00	3,815.00	-185.00		Transfer to 001-0100-5505
001-0100-5505	Mayor's Expense	Annual	3,000.00	3,185.00	185.00		Transfer from 001-0100-5481
001-0100-5583	Prof Services - Legal	Annual	23,700.00	25,700.00	2,000.00	2018 CC expenses put to 2017 for accounting year end close out	Transfer from 001-0100-5588
001-0100-5588	Prof Services - Legal Notices	Annual	5,000.00	3,000.00	-2,000.00	2018 CC expenses put to 2017 for accounting year end close out	Transfer to 001-0100-5583
001-0100-5600	Miscellaneous Expense	Annual	1,200.00	1,225.00	25.00		Transfer from 001-0100-5604
001-0100-5604	Hardware - New & Renewals	Annual	2,000.00	1,975.00	-25.00		Transfer to 001-0100-5600
Period Total:			2,431,941.92	2,431,941.92	0.00		
Expense Total:			848,632.76	848,632.76	20,920.00		

Account Number	Description	Period	Original Budget	New Budget	Transfer Amt.	Transaction Description	Transfer Description
DEPT 0120 -		Revenue Total:	0.00	0.00	0.00		
EXPENSE		Expense Total:	848,632.76	848,632.76	20,920.00		
Annual Budget	DEPT 0100 - Administration	Net Amount:	848,632.76	848,632.76	0.00		
001-0120-5111	Utilities - Gas	Annual	310.00	225.00	-85.00		Transfer to 001-0120-5112
001-0120-5112	Utilities - Water	Annual	150.00	235.00	85.00		Transfer from 001-0120-5111
		Period Total:	460.00	460.00	0.00		
		Expense Total:	460.00	460.00	85.00		
		Revenue Total:	0.00	0.00	0.00		
		Expense Total:	460.00	460.00	85.00		
		DEPT 0120 - Net Amount:	460.00	460.00	0.00		
DEPT 0200 - Animal Control							
EXPENSE							
Annual Budget							
001-0200-5040	Health Insurance Expense	Annual	49,407.60	49,287.60	-120.00		Transfer to 001-0200-5050
001-0200-5040	Health Insurance Expense	Annual	49,287.60	49,197.60	-90.00		Transfer to 001-0200-5055
001-0200-5050	Physical & Drug Screen Exp	Annual	555.00	675.00	120.00		Transfer from 001-0200-5040
001-0200-5055	Uniform Expense	Annual	1,000.00	1,090.00	90.00		Transfer from 001-0200-5040
001-0200-5102	Repairs & Maint - Building	Annual	2,000.00	2,200.00	200.00		Transfer from 001-0200-5110
001-0200-5110	Utilities - Electric	Annual	8,900.00	8,700.00	-200.00		Transfer to 001-0200-5102
001-0200-5110	Utilities - Electric	Annual	8,700.00	8,650.00	-50.00		Transfer to 001-0200-5112
001-0200-5110	Utilities - Electric	Annual	8,650.00	8,490.00	-160.00		Transfer to 001-0200-5115
001-0200-5110	Utilities - Electric	Annual	8,490.00	8,480.00	-10.00		Transfer to 001-0200-5120
001-0200-5112	Utilities - Water	Annual	840.00	890.00	50.00		Transfer from 001-0200-5110
001-0200-5115	CommExp-Intenet, Cable, Landl	Annual	7,400.00	7,560.00	160.00		Transfer from 001-0200-5110
001-0200-5120	Insurance - Property	Annual	700.00	710.00	10.00		Transfer from 001-0200-5110
001-0200-5141	Pest/Chem/Seed/Fert	Annual	1,465.00	1,565.00	100.00		Transfer from 001-0200-5323
001-0200-5210	Service & Repair - Vehicle	Annual	2,650.00	2,575.00	-75.00		Transfer to 001-0200-5212
001-0200-5212	Service & Repair - Equipment	Annual	100.00	175.00	75.00		Transfer from 001-0200-5210
001-0200-5302	Supplies - Kitchen	Annual	200.00	250.00	50.00		Transfer from 001-0200-5306
001-0200-5306	Supplies - Food Allowance	Annual	1,500.00	1,450.00	-50.00		Transfer to 001-0200-5302
001-0200-5306	Supplies - Food Allowance	Annual	1,450.00	1,150.00	-300.00		Transfer to 001-0200-5370
001-0200-5323	Material and Maint.	Annual	200.00	100.00	-100.00		Transfer to 001-0200-5141
001-0200-5370	Medicine Expense	Annual	5,600.00	5,900.00	300.00		Transfer from 001-0200-5306
001-0200-5577	Prof Services - Incineration & D	Annual	3,000.00	3,570.00	0.00		
001-0200-5589	Prof Services - Printing	Annual	25.00	75.00	0.00		

Account Number	Description	Period	Original Budget	New Budget	Transfer Amt.	Transaction Description	Transfer Description
001-0200-5592	Prof Services - Veterinarian	Annual	17,500.00	20,150.00	0.00		
		Period Total:	179,620.20	182,890.20	0.00		
		Expense Total:	103,042.60	106,312.60	1,155.00		
		Revenue Total:	0.00	0.00	0.00		
		Expense Total:	103,042.60	106,312.60	1,155.00		
	DEPT 0200 - Animal Control Net Amount:		103,042.60	106,312.60	3,270.00		
DEPT 0300 - EXPENSE							
Annual Budget							
001-0300-5000	Salary Expense	Annual	225,214.25	225,014.25	-1,200.00		Transfer to 001-0300-5020
001-0300-5000	Salary Expense	Annual	225,014.25	224,954.25	-60.00		Transfer to 001-0300-5038
001-0300-5020	FICA Expense	Annual	15,489.51	16,689.51	1,200.00		Transfer from 001-0300-5000
001-0300-5038	Pension Expense-Judge Rtmnt	Annual	6,000.00	6,060.00	60.00		Transfer from 001-0300-5000
001-0300-5111	Utilities - Gas	Annual	1,200.00	900.00	-300.00		Transfer to 001-0300-5112
001-0300-5112	Utilities - Water	Annual	650.00	950.00	300.00		Transfer from 001-0300-5111
		Period Total:	474,568.01	474,568.01	0.00		
		Expense Total:	249,553.76	249,553.76	1,560.00		
		Revenue Total:	0.00	0.00	0.00		
		Expense Total:	249,553.76	249,553.76	1,560.00		
	DEPT 0300 - Net Amount:		249,553.76	249,553.76	0.00		
DEPT 0400 - Parks General EXPENSE							
Annual Budget							
001-0400-5040	Health Insurance Expense	Annual	82,094.76	81,944.76	-150.00		Transfer to 001-0400-5050
001-0400-5040	Health Insurance Expense	Annual	81,944.76	81,944.66	-0.10		Transfer to 001-0400-5057
001-0400-5050	Physical & Drug Screen Exp	Annual	1,050.00	1,200.00	150.00		Transfer from 001-0400-5040
001-0400-5057	Vehicle Allowance	Annual	6,000.00	6,000.10	0.10		Transfer from 001-0400-5040
001-0400-5104	Repairs & Maint - Grounds	Annual	0.00	225.00	225.00		Transfer from 001-0400-5200
001-0400-5110	Utilities - Electric	Annual	0.00	200.00	200.00		Transfer from 001-0400-5120
001-0400-5120	Insurance - Property	Annual	1,500.00	1,300.00	-200.00		Transfer to 001-0400-5110
001-0400-5120	Insurance - Property	Annual	1,300.00	1,150.00	-150.00		Transfer to 001-0400-5145
001-0400-5145	Tools	Annual	1,000.00	1,150.00	150.00		Transfer from 001-0400-5120
001-0400-5200	Fuel Expense	Annual	15,000.00	14,775.00	-225.00		Transfer to 001-0400-5104
001-0400-5200	Fuel Expense	Annual	14,775.00	13,375.00	-1,400.00		Transfer to 001-0400-5810
001-0400-5810	Fixed Assets - Equipment	Annual	35,000.00	36,400.00	1,400.00		Transfer from 001-0400-5200

Account Number	Description	Period	Original Budget	New Budget	Transfer Amt.	Transaction Description	Transfer Description
		Period Total:	239,664.52	239,664.52	0.00		
		Expense Total:	141,644.76	141,644.76	2,125.10		
		Revenue Total:	0.00	0.00	0.00		
		Expense Total:	141,644.76	141,644.76	2,125.10		
	DEPT 0400 - Parks General Net Amount:		141,644.76	141,644.76	0.00		
DEPT 0410 - Mills Pool and Park							
EXPENSE							
Annual Budget							
001-0410-5001	Part Time Labor	Annual	26,300.00	26,310.00	10.00		Transfer from 001-0410-5020
001-0410-5020	FICA Expense	Annual	2,050.00	2,040.00	-10.00		Transfer to 001-0410-5001
001-0410-5102	Repairs & Maint - Building	Annual	1,000.00	35.00	-965.00		Transfer to 001-0410-5110
001-0410-5104	Repairs & Maint - Grounds	Annual	5,000.00	3,470.00	-1,530.00		Transfer to 001-0410-5110
001-0410-5105	Repairs & Maint - Pool	Annual	5,000.00	4,940.00	-60.00		Transfer to 001-0410-5111
001-0410-5105	Repairs & Maint - Pool	Annual	4,940.00	4,930.00	-10.00		Transfer to 001-0410-5112
001-0410-5110	Utilities - Electric	Annual	6,000.00	7,530.00	1,530.00		Transfer from 001-0410-5104
001-0410-5110	Utilities - Electric	Annual	7,530.00	8,495.00	965.00		Transfer from 001-0410-5102
001-0410-5110	Utilities - Electric	Annual	8,495.00	8,655.00	160.00		Transfer from 001-0410-5120
001-0410-5111	Utilities - Gas	Annual	150.00	210.00	60.00		Transfer from 001-0410-5105
001-0410-5112	Utilities - Water	Annual	700.00	710.00	10.00		Transfer from 001-0410-5105
001-0410-5120	Insurance - Property	Annual	500.00	340.00	-160.00		Transfer from 001-0410-5110
001-0410-5120	Insurance - Property	Annual	340.00	295.00	-45.00		Transfer to 001-0410-5130
001-0410-5130	Sanitation	Annual	1,080.00	1,125.00	45.00		Transfer from 001-0410-5120
		Period Total:	69,085.00	69,085.00	0.00		
		Expense Total:	47,780.00	47,780.00	2,780.00		
		Revenue Total:	0.00	0.00	0.00		
		Expense Total:	47,780.00	47,780.00	2,780.00		
	DEPT 0410 - Mills Pool and Park Net Amount:		47,780.00	47,780.00	0.00		
DEPT 0430 - Bishop Park							
EXPENSE							
Annual Budget							
001-0430-5000	Salary Expense	Annual	418,946.80	372,946.80	-46,000.00		Transfer to 001-0430-5104
001-0430-5001	Part Time Labor	Annual	153,700.00	153,000.00	-700.00		Transfer to 001-0430-5010
001-0430-5001	Part Time Labor	Annual	153,000.00	130,000.00	-23,000.00		Transfer to 001-0430-5102
001-0430-5010	Overtime Expense	Annual	5,000.00	5,700.00	700.00		Transfer from 001-0430-5001
001-0430-5010	Overtime Expense	Annual	5,700.00	6,470.00	770.00		Transfer from 001-0430-5022
001-0430-5022	Unemployment Expense	Annual	5,811.95	5,041.95	-770.00		Transfer to 001-0430-5010

Account Number	Description	Period	Original Budget	New Budget	Transfer Amt.	Transaction Description	Transfer Description
001-0430-5030	APERS Expense	Annual	60,451.08	55,451.08	-5,000.00		Transfer to 001-0430-5111
001-0430-5040	Health Insurance Expense	Annual	92,647.86	60,647.86	-32,000.00		Transfer to 001-0430-5110
001-0430-5050	Physical & Drug Screen Exp	Annual	4,200.00	3,190.00	-1,010.00		Transfer to 001-0430-5112
001-0430-5102	Repairs & Maint - Building	Annual	45,000.00	68,000.00	23,000.00		Transfer from 001-0430-5001
001-0430-5104	Repairs & Maint - Grounds	Annual	73,600.00	119,600.00	46,000.00		Transfer from 001-0430-5000
001-0430-5104	Repairs & Maint - Grounds	Annual	119,600.00	127,610.00	8,010.00		Transfer from 001-0430-5308
001-0430-5104	Repairs & Maint - Grounds	Annual	127,610.00	123,110.00	-4,500.00		Transfer to 001-0430-5110
001-0430-5104	Repairs & Maint - Grounds	Annual	123,110.00	123,059.00	-51.00		Transfer to 001-0430-5112
001-0430-5104	Repairs & Maint - Grounds	Annual	123,059.00	122,459.00	-600.00		Transfer to 001-0430-5110
001-0430-5110	Utilities - Electric	Annual	183,150.00	215,150.00	32,000.00		Transfer from 001-0430-5040
001-0430-5110	Utilities - Electric	Annual	215,150.00	219,650.00	4,500.00		Transfer from 001-0430-5104
001-0430-5110	Utilities - Electric	Annual	219,650.00	220,200.00	550.00		Transfer from 001-0450-5112
001-0430-5110	Utilities - Electric	Annual	220,200.00	220,800.00	600.00		Transfer from 001-0430-5104
001-0430-5111	Utilities - Gas	Annual	30,000.00	35,000.00	5,000.00		Transfer from 001-0430-5030
001-0430-5112	Utilities - Water	Annual	31,000.00	32,010.00	1,010.00		Transfer from 001-0430-5050
001-0430-5112	Utilities - Water	Annual	32,010.00	32,061.00	51.00		Transfer from 001-0430-5104
001-0430-5115	CommExp-Internet, Cable, Landl	Annual	16,000.00	18,550.00	2,550.00		Transfer from 001-0430-5130
001-0430-5120	Insurance - Property	Annual	18,500.00	18,390.00	-110.00		Transfer to 001-0430-5212
001-0430-5130	Sanitation	Annual	37,000.00	34,450.00	-2,550.00		Transfer to 001-0430-5115
001-0430-5212	Service & Repair - Equipment	Annual	11,000.00	11,110.00	110.00		Transfer from 001-0430-5120
001-0430-5214	Service & Repair - Heavy Equip	Annual	30,000.00	35,750.00	5,750.00		Transfer from 001-0430-5308
001-0430-5308	Supplies - Concession	Annual	45,000.00	36,990.00	-8,010.00		Transfer to 001-0430-5104
001-0430-5308	Supplies - Concession	Annual	36,990.00	31,240.00	-5,750.00		Transfer to 001-0430-5214
001-0430-5460	BASS Program Expense	Annual	16,500.00	17,100.00	600.00		Transfer from 001-0430-5585
001-0430-5461	Aquatic Program Expense	Annual	4,000.00	3,975.00	-25.00		Transfer to 001-0430-5480
001-0430-5475	Credit Card Fees	Annual	23,950.00	27,310.00	3,360.00		Transfer from 001-0430-5586
001-0430-5480	Dues & Subscriptions	Annual	500.00	525.00	25.00		Transfer from 001-0430-5461
001-0430-5485	Inspections & Monitoring	Annual	3,392.80	2,092.80	-1,300.00		Transfer to 001-0430-5700
001-0430-5585	Prof Service - Basketball	Annual	43,305.00	42,705.00	-600.00		Transfer to 001-0430-5460
001-0430-5586	Prof Services - Other	Annual	69,000.00	65,640.00	-3,360.00		Transfer to 001-0430-5475
001-0430-5586	Prof Services - Other	Annual	65,640.00	61,990.00	-3,650.00		Transfer to 001-0430-5587
001-0430-5587	Prof Services - Aerobic Instr	Annual	43,024.00	46,674.00	3,650.00		Transfer from 001-0430-5586
001-0430-5700	Grant Expense	Annual	11,879.50	13,179.50	1,300.00		Transfer from 001-0430-5485
		Period Total:	2,918,277.99	2,918,827.99	550.00		
		Expense Total:	1,476,558.99	1,477,108.99	139,536.00		
		Revenue Total:	0.00	0.00	0.00		
		Expense Total:	1,476,558.99	1,477,108.99	139,536.00		
		DEPT 0430 - Bishop Park Net Amount:	1,476,558.99	1,477,108.99	550.00		

DEPT 0450 - Ashley Park

Account Number	Description	Period	Original Budget	New Budget	Transfer Amt.	Transaction Description	Transfer Description
EXPENSE							
001-0450-5112	Utilities - Water	Annual	1,000.00	450.00	-550.00		Transfer to 001-0430-5110
		Period Total:	1,000.00	450.00	-550.00		
		Expense Total:	1,000.00	450.00	0.00		
		Revenue Total:	0.00	0.00	0.00		
		Expense Total:	1,000.00	450.00	0.00		
	DEPT 0450 - Ashley Park Net Amount:						
			1,000.00	450.00	-550.00		
DEPT 0500 - Fire Department							
EXPENSE							
Annual Budget							
001-0500-5000	Salary Expense	Annual	2,163,136.09	2,161,436.09	-1,700.00		Transfer to 001-0500-5010
001-0500-5000	Salary Expense	Annual	2,161,436.09	2,161,346.09	-90.00		Transfer to 001-0500-5030
001-0500-5000	Salary Expense	Annual	2,161,346.09	2,155,646.09	-5,700.00		Transfer to 001-0500-5036
001-0500-5010	Overtime Expense	Annual	194,584.06	196,284.06	1,700.00		Transfer from 001-0500-5000
001-0500-5030	APERS Expense	Annual	5,038.35	5,128.35	90.00		Transfer from 001-0500-5000
001-0500-5036	LOPFI Perm Advance	Annual	-150,000.00	-144,300.00	5,700.00		Transfer from 001-0500-5000
001-0500-5111	Utilities - Gas	Annual	4,000.00	2,900.00	-1,100.00		Transfer to 001-0500-5115
001-0500-5115	CommExp-Intenet, Cable, Landl	Annual	18,000.00	19,100.00	1,100.00		Transfer from 001-0500-5111
001-0500-5210	Service & Repair - Vehicle	Annual	1,709.80	1,609.80	-100.00		Transfer to 001-0500-5212
001-0500-5212	Service & Repair - Equipment	Annual	3,000.00	3,100.00	100.00		Transfer from 001-0500-5210
		Period Total:	6,562,250.48	6,562,250.48	0.00		
		Expense Total:	2,239,468.30	2,239,468.30	8,690.00		
		Revenue Total:	0.00	0.00	0.00		
		Expense Total:	2,239,468.30	2,239,468.30	8,690.00		
	DEPT 0500 - Fire Department Net Amount:						
			2,239,468.30	2,239,468.30	0.00		
DEPT 0600 - Police							
EXPENSE							
Annual Budget							
001-0600-5000	Salary Expense	Annual	1,567,467.89	1,588,467.89	21,000.00		Transfer from 001-0600-5010
001-0600-5000	Salary Expense	Annual	1,588,467.89	1,617,167.89	28,700.00		Transfer from 001-0600-5102
001-0600-5000	Salary Expense	Annual	1,617,167.89	1,635,167.89	18,000.00		Transfer from 001-0600-5040
001-0600-5000	Salary Expense	Annual	1,635,167.89	1,648,167.89	13,000.00		Transfer from 001-0600-5115
001-0600-5000	Salary Expense	Annual	1,648,167.89	1,656,167.89	8,000.00		Transfer from 001-0600-5705
001-0600-5010	Overtime Expense	Annual	82,000.00	61,000.00	-21,000.00		Transfer to 001-0600-5000
001-0600-5020	FICA Expense	Annual	128,601.05	130,701.05	2,100.00		Transfer from 001-0600-5035

Account Number	Description	Period	Original Budget	New Budget	Transfer Amt.	Transaction Description	Transfer Description
001-0600-5030	APERS Expense	Annual	13,257.12	14,257.12	1,000.00		Transfer from 001-0600-5705
001-0600-5035	LOPFI Expense	Annual	378,560.35	376,460.35	-2,100.00		Transfer to 001-0600-5020
001-0600-5036	LOPFI Prem Advance	Annual	-135,000.00	-115,000.00	0.00		
001-0600-5040	Health Insurance Expense	Annual	345,422.40	327,422.40	-18,000.00		Transfer to 001-0600-5000
001-0600-5050	Physical & Drug Screen Exp	Annual	3,000.00	3,150.00	150.00		Transfer from 001-0600-5057
001-0600-5057	Uniform Expense - New Officer	Annual	15,000.00	14,850.00	-150.00		Transfer to 001-0600-5050
001-0600-5102	Repairs & Maint - Building	Annual	55,000.00	26,300.00	-28,700.00		Transfer to 001-0600-5000
001-0600-5110	Utilities - Electric	Annual	13,000.00	13,550.00	550.00		Transfer from 001-0600-5111
001-0600-5111	Utilities - Gas	Annual	1,100.00	550.00	-550.00		Transfer to 001-0600-5110
001-0600-5115	CommExp-Internet, Cable, Landl	Annual	41,700.00	28,700.00	-13,000.00		Transfer to 001-0600-5000
001-0600-5210	Service & Repair - Vehicle	Annual	45,000.00	46,500.00	1,500.00		Transfer from 001-0600-5213
001-0600-5213	Equipment Repairs	Annual	3,000.00	1,500.00	-1,500.00		Transfer to 001-0600-5210
001-0600-5300	Supplies - Office	Annual	7,500.00	7,600.00	100.00		Transfer from 001-0600-5322
001-0600-5322	Supplies - Operating - CID	Annual	2,900.00	2,800.00	-100.00		Transfer to 001-0600-5300
001-0600-5604	Hardware - New & Renewals	Annual	19,800.00	19,800.10	0.10		Transfer from 001-0600-5606
001-0600-5606	IT Projects & Labor	Annual	5,000.00	4,999.90	-0.10		Transfer to 001-0600-5604
001-0600-5705	Grant Expense - DUI/Step	Annual	26,700.00	18,700.00	-8,000.00		Transfer to 001-0600-5000
001-0600-5705	Grant Expense - DUI/Step	Annual	18,700.00	17,700.00	-1,000.00		Transfer to 001-0600-5030
	Period Total:		9,126,680.37	9,146,680.37	0.00		
	Expense Total:		2,619,008.81	2,639,008.81	94,100.10		
	Revenue Total:		0.00	0.00	0.00		
	Expense Total:		2,619,008.81	2,639,008.81	94,100.10		
	DEPT 0600 - Police Net Amount:		2,619,008.81	2,639,008.81	20,000.00		
DEPT 0610 - 911 Dispatch							
EXPENSE							
Annual Budget							
001-0610-5010	Overtime Expense	Annual	78,000.00	82,150.00	4,150.00		Transfer from 001-0610-5040
001-0610-5030	APERS Expense	Annual	36,692.62	41,342.62	4,650.00		Transfer from 001-0610-5040
001-0610-5040	Health Insurance Expense	Annual	71,199.00	67,049.00	-4,150.00		Transfer to 001-0610-5010
001-0610-5040	Health Insurance Expense	Annual	67,049.00	62,399.00	-4,650.00		Transfer to 001-0610-5030
001-0610-5606	IT Projects & Labor	Annual	2,500.00	2,550.00	50.00		Transfer from 001-0610-5650
001-0610-5650	Emerg Telephone Service Exp	Annual	88,980.00	88,930.00	-50.00		Transfer to 001-0610-5606
	Period Total:		344,420.62	344,420.62	0.00		
	Expense Total:		277,371.62	277,371.62	8,850.00		

Account Number	Description	Period	Original Budget	New Budget	Transfer Amt.	Transaction Description	Transfer Description
DEPT 0620 - School Resource Officers							
EXPENSE							
Annual Budget							
001-0620-5000	Salary Expense	Annual	337,713.20	314,443.20	0.00		
Period Total:			337,713.20	314,443.20	0.00		
Expense Total:			337,713.20	314,443.20	0.00		
Revenue Total:							
			0.00	0.00	0.00		
Expense Total:							
			337,713.20	314,443.20	0.00		
DEPT 0620 - School Resource Officers Net Amount:							
			337,713.20	314,443.20	-23,270.00		
DEPT 0630 -							
EXPENSE							
Annual Budget							
001-0630-5306	Supplies - Food Allowance	Annual	1,800.00	1,810.00	10.00		Transfer from 001-0630-5500
001-0630-5500	K9 Training	Annual	6,250.00	6,240.00	-10.00		Transfer to 001-0630-5306
Period Total:			8,050.00	8,050.00	0.00		
Expense Total:			8,050.00	8,050.00	10.00		
Revenue Total:							
			0.00	0.00	0.00		
Expense Total:							
			8,050.00	8,050.00	10.00		
DEPT 0630 - Net Amount:							
			8,050.00	8,050.00	0.00		
DEPT 0700 - Code Enforcement							
EXPENSE							
Annual Budget							
001-0700-5010	Overtime Expense	Annual	2,000.00	4,500.00	2,500.00		Transfer from 001-0700-5040
001-0700-5030	APERS Expense	Annual	27,012.51	27,612.51	600.00		Transfer from 001-0700-5060
001-0700-5040	Health Insurance Expense	Annual	49,407.60	46,907.60	-2,500.00		Transfer to 001-0700-5010
001-0700-5060	Travel & Training Expense	Annual	2,500.00	1,900.00	-600.00		Transfer to 001-0700-5030
001-0700-5060	Travel & Training Expense	Annual	1,900.00	1,280.00	-620.00		Transfer to 001-0700-5116
001-0700-5102	Repairs & Maint - Building	Annual	100.00	200.00	100.00		Transfer from 001-0700-5110
001-0700-5110	Utilities - Electric	Annual	1,140.00	1,040.00	-100.00		Transfer to 001-0700-5102
001-0700-5116	Communication Exp - Cellular	Annual	3,460.00	4,980.00	620.00		Transfer from 001-0700-5060
001-0700-5210	Service & Repair - Vehicle	Annual	2,000.00	3,610.00	1,610.00		Transfer from 001-0700-5560
001-0700-5350	Postage Expense	Annual	600.00	680.00	80.00		Transfer from 001-0700-5560

Account Number	Description	Period	Original Budget	New Budget	Transfer Amt.	Transaction Description	Transfer Description
001-0700-5475	Credit Card Fees	Annual	2,500.00	2,800.00	300.00		Transfer from 001-0700-5560
001-0700-5560	Vacant Home Cleanup	Annual	14,100.00	12,490.00	-1,610.00		Transfer to 001-0700-5210
001-0700-5560	Vacant Home Cleanup	Annual	12,490.00	12,410.00	-80.00		Transfer to 001-0700-5350
001-0700-5560	Vacant Home Cleanup	Annual	12,410.00	12,110.00	-300.00		Transfer to 001-0700-5475
	Period Total:		131,620.11	131,620.11	0.00		
	Expense Total:		104,820.11	104,820.11	5,810.00		
	Revenue Total:		0.00	0.00	0.00		
	Expense Total:		104,820.11	104,820.11	5,810.00		
	DEPT 0700 - Code Enforcement Net Amount:		104,820.11	104,820.11	0.00		
	Revenue Total:		0.00	0.00	0.00		
	Expense Total:		8,455,104.91	8,455,104.91	285,621.20		
	FUND 001 - General Fund Net Amount:		8,455,104.91	8,455,104.91	0.00		
	Donations Expense Fire	Annual	1,000.00	1,500.00	0.00		
	Period Total:		1,000.00	1,500.00	0.00		
	Expense Total:		1,000.00	1,500.00	0.00		
	Revenue Total:		0.00	0.00	0.00		
	Expense Total:		1,000.00	1,500.00	0.00		
	DEPT 0500 - Fire Department Net Amount:		1,000.00	1,500.00	500.00		
	Revenue Total:		0.00	0.00	0.00		
	Expense Total:		1,000.00	1,500.00	0.00		
	FUND 050 - Fire Donation Net Amount:		1,000.00	1,500.00	500.00		
	Revenue Total:		0.00	0.00	0.00		
	Expense Total:		1,000.00	1,500.00	0.00		
	FUND 080 - Street Fund	Annual	4,050.00	4,850.00	800.00		Transfer from 080-0140-5218
	Fuel Expense	Annual	2,000.00	1,200.00	-800.00		Transfer to 080-0140-5200
	Tire Expense	Annual					

Account Number	Description	Period	Original Budget	New Budget	Transfer Amt.	Transaction Description	Transfer Description
080-0140-5218	Tire Expense	Annual	1,200.00	750.00	-450.00		Transfer to 080-0140-5322
080-0140-5218	Tire Expense	Annual	750.00	415.00	-335.00		Transfer to 080-0140-5380
080-0140-5300	Supplies - Office	Annual	500.00	445.00	-55.00		Transfer to 080-0140-5520
080-0140-5322	Supplies - Operating	Annual	5,000.00	5,450.00	450.00		Transfer from 080-0140-5218
080-0140-5380	Prisoner Care Expense	Annual	2,500.00	2,835.00	335.00		Transfer from 080-0140-5218
080-0140-5520	Public Education Expense	Annual	2,500.00	2,555.00	55.00		Transfer from 080-0140-5300
080-0140-5571	Prof Services - Engineering	Annual	75,000.00	74,950.00	-50.00		Transfer to 080-0140-5589
080-0140-5589	Prof Services - Printing	Annual	250.00	300.00	50.00		Transfer from 080-0140-5571
		Period Total:	93,750.00	93,750.00	0.00		
		Expense Total:	91,800.00	91,800.00	1,690.00		
		Revenue Total:	0.00	0.00	0.00		
		Expense Total:	91,800.00	91,800.00	1,690.00		
		DEPT 0140 - Stormwater Net Amount:	91,800.00	91,800.00	0.00		
DEPT 0800 - Street EXPENSE							
Annual Budget							
080-0800-5030	APERS Expense	Annual	61,914.36	60,214.36	-1,700.00		Transfer to 080-0800-5055
080-0800-5040	Health Insurance Expense	Annual	128,536.05	126,636.05	-1,900.00		Transfer to 080-0800-5112
080-0800-5040	Health Insurance Expense	Annual	126,636.05	122,236.05	-4,400.00		Transfer to 080-0800-5120
080-0800-5055	Uniform Expense	Annual	9,500.00	11,200.00	1,700.00		Transfer from 080-0800-5030
080-0800-5112	Utilities - Water	Annual	1,200.00	3,100.00	1,900.00		Transfer from 080-0800-5040
080-0800-5115	CommExp-Intenet, Cable, Landl	Annual	6,500.00	5,500.00	-1,000.00		Transfer to 080-0800-5116
080-0800-5116	Communication Exp - Cellular	Annual	3,500.00	4,500.00	1,000.00		Transfer from 080-0800-5115
080-0800-5120	Insurance - Property	Annual	1,500.00	5,900.00	4,400.00		Transfer from 080-0800-5040
080-0800-5300	Supplies - Office	Annual	4,000.00	4,400.00	400.00		Transfer from 080-0800-5316
080-0800-5316	Supplies - Signs	Annual	35,500.00	35,100.00	-400.00		Transfer to 080-0800-5300
080-0800-5323	Material and Maint	Annual	20,000.00	19,950.00	-50.00		Transfer to 080-0800-5480
080-0800-5480	Dues & Subscriptions	Annual	3,250.00	3,300.00	50.00		Transfer from 080-0800-5323
080-0800-5553	Prof Services - Advertising	Annual	2,000.00	3,500.00	1,500.00		Transfer from 080-0800-5586
080-0800-5586	Prof Services - Other	Annual	150,000.00	148,500.00	-1,500.00		Transfer to 080-0800-5553
		Period Total:	554,036.46	554,036.46	0.00		
		Expense Total:	427,400.41	427,400.41	10,950.00		
		Revenue Total:	0.00	0.00	0.00		
		Expense Total:	427,400.41	427,400.41	10,950.00		
		DEPT 0800 - Street Net Amount:	427,400.41	427,400.41	0.00		

Account Number	Description	Period	Original Budget	New Budget	Transfer Amt.	Transaction Description	Transfer Description
FUND 110 - Special Redemp - 2016 Bond							
DEPT 0100 - Administration							
EXPENSE							
Annual Budget							
110-0100-5722	Bond Principal Pmt	Annual	0.00	510,000.00	0.00		
	Period Total:		0.00	510,000.00	0.00		
	Expense Total:		0.00	510,000.00	0.00		
Revenue Total:							
Expense Total:							
DEPT 0100 - Administration Net Amount:							
			0.00	0.00	0.00		
			0.00	510,000.00	0.00		
			0.00	510,000.00	0.00		
DEPT 0100 - Administration Net Amount:							
			0.00	510,000.00	510,000.00		
FUND 110 - Special Redemp - 2016 Bond Net Amount:							
			0.00	0.00	0.00		
			0.00	510,000.00	0.00		
			0.00	510,000.00	510,000.00		
FUND 113 - Debt Service Reserve Fund							
DEPT 0100 -							
EXPENSE							
Annual Budget							
113-0100-5626	Xfer to other fund	Annual	3,266.26	4,466.26	0.00		
	Period Total:		3,266.26	4,466.26	0.00		
	Expense Total:		3,266.26	4,466.26	0.00		
Revenue Total:							
Expense Total:							
DEPT 0100 - Net Amount:							
			0.00	0.00	0.00		
			3,266.26	4,466.26	0.00		
			3,266.26	4,466.26	1,200.00		

Account Number	Description	Period	Original Budget	New Budget	Transfer Amt.	Transaction Description	Transfer Description
FUND 113 - Debt Service Reserve Fund Net Amount:							
		Revenue Total:	0.00	0.00	0.00		
		Expense Total:	3,266.26	4,466.26	0.00		
			3,266.26	4,466.26	1,200.00		
FUND 114 - 2016 Bond Fund							
DEPT 0000 -							
EXPENSE							
Annual Budget							
114-0000-5722	Bond Principle Pmt	Annual	538,019.00	1,598,019.00	0.00		
114-0000-5724	Bond Fees	Annual	1,000.00	3,100.00	0.00		
		Period Total:	539,019.00	1,601,119.00	0.00		
		Expense Total:	539,019.00	1,601,119.00	0.00		
DEPT 0000 - Net Amount:							
		Revenue Total:	0.00	0.00	0.00		
		Expense Total:	539,019.00	1,601,119.00	0.00		
			539,019.00	1,601,119.00	1,062,100.00		
DEPT 0400 -							
EXPENSE							
Annual Budget							
114-0400-5626	Xfer to other fund	Annual	0.00	506,000.00	0.00		
		Period Total:	0.00	506,000.00	0.00		
		Expense Total:	0.00	506,000.00	0.00		
DEPT 0400 - Net Amount:							
		Revenue Total:	0.00	0.00	0.00		
		Expense Total:	0.00	506,000.00	0.00		
			0.00	506,000.00	506,000.00		
FUND 114 - 2016 Bond Fund Net Amount:							
		Revenue Total:	0.00	0.00	0.00		
		Expense Total:	539,019.00	2,107,119.00	0.00		
			539,019.00	2,107,119.00	1,568,100.00		
FUND 147 - 2016 Parks/Rec Const Fund							
DEPT 0400 - Parks General							
EXPENSE							
Annual Budget							
147-0400-5900	Construction Projects	Annual	2,000,000.00	200,000.00	0.00		

Account Number	Description	Period	Original Budget	New Budget	Transfer Amt.	Transaction Description	Transfer Description
		Period Total:	2,000,000.00	200,000.00	0.00		
		Expense Total:	2,000,000.00	200,000.00	0.00		
		Revenue Total:	0.00	0.00	0.00		
		Expense Total:	2,000,000.00	200,000.00	0.00		
	DEPT 0400 - Parks General	Net Amount:	2,000,000.00	200,000.00	-1,800,000.00		
		Revenue Total:	0.00	0.00	0.00		
		Expense Total:	2,000,000.00	200,000.00	0.00		
	FUND 147 - 2016 Parks/Rec Const Fund	Net Amount:	2,000,000.00	200,000.00	-1,800,000.00		
		Revenue Total:	0.00	0.00	0.00		
		Expense Total:	2,000,000.00	200,000.00	0.00		
	FUND 157 - 2016 Fire Construction Fund	Annual	2,000,000.00	1,000,000.00	0.00		
		Period Total:	2,000,000.00	1,000,000.00	0.00		
		Expense Total:	2,000,000.00	1,000,000.00	0.00		
		Revenue Total:	0.00	0.00	0.00		
		Expense Total:	2,000,000.00	1,000,000.00	0.00		
	DEPT 0500 - 2016 Fire Construction Fund	Net Amount:	2,000,000.00	1,000,000.00	-1,000,000.00		
		Revenue Total:	0.00	0.00	0.00		
		Expense Total:	2,000,000.00	1,000,000.00	0.00		
	FUND 157 - 2016 Fire Construction Fund	Net Amount:	2,000,000.00	1,000,000.00	-1,000,000.00		
		Revenue Total:	0.00	0.00	0.00		
		Expense Total:	2,000,000.00	1,000,000.00	0.00		
	FUND 185 - Street Bond 2016 DS	Annual	1,000.00	1,000.10	0.00		
		Period Total:	1,000.00	1,000.10	0.00		
		Expense Total:	1,000.00	1,000.10	0.00		
		Revenue Total:	0.00	0.00	0.00		
		Expense Total:	1,000.00	1,000.10	0.00		
	Bond Fee	Annual	1,000.00	1,000.10	0.00		
		Period Total:	1,000.00	1,000.10	0.00		
		Expense Total:	1,000.00	1,000.10	0.00		

Account Number	Description	Period	Original Budget	New Budget	Transfer Amt.	Transaction Description	Transfer Description
FUND 186 - Street Bond 2016 DSR							
DEPT 0800 -							
EXPENSE							
Annual Budget							
186-0800-5626	Xfer to Other	Annual	0.00	2,500.00	0.00		
Period Total:							
			0.00	2,500.00	0.00		
Expense Total:							
			0.00	2,500.00	0.00		
Revenue Total:							
			0.00	0.00	0.00		
Expense Total:							
			0.00	2,500.00	0.00		
DEPT 0800 - Net Amount:							
			0.00	2,500.00	2,500.00		
FUND 186 - Street Bond 2016 DSR							
DEPT 0800 -							
EXPENSE							
Annual Budget							
187-0800-5900	Construction Projects	Annual	2,000,000.00	1,000,000.00	0.00		
Period Total:							
			2,000,000.00	1,000,000.00	0.00		
Expense Total:							
			2,000,000.00	1,000,000.00	0.00		
Revenue Total:							
			0.00	0.00	0.00		
Expense Total:							
			2,000,000.00	1,000,000.00	0.00		
DEPT 0800 - 2016 Street Construction Fund Net Amount:							
			2,000,000.00	1,000,000.00	-1,000,000.00		

Account Number	Description	Period	Original Budget	New Budget	Transfer Amt.	Transaction Description	Transfer Description
		Revenue Total:	0.00	0.00	0.00		
		Expense Total:	2,000,000.00	1,000,000.00	0.00		
	FUND 187 - 2016 Street Construction Fund	Net Amount:	2,000,000.00	1,000,000.00	-1,000,000.00		
FUND 500 - Revenue - Water & WW							
DEPT 0140 -							
EXPENSE							
Annual Budget							
500-0140-5622	Xfer to Fund 515	Annual	268,000.00	345,000.00	0.00		
		Period Total:	268,000.00	345,000.00	0.00		
		Expense Total:	268,000.00	345,000.00	0.00		
		Revenue Total:	0.00	0.00	0.00		
		Expense Total:	268,000.00	345,000.00	0.00		
	DEPT 0140 - Net Amount:		268,000.00	345,000.00	77,000.00		
DEPT 0900 - Water Distribution							
EXPENSE							
Annual Budget							
500-0900-5624	Xfer to Water	Annual	4,200,000.00	4,862,500.00	0.00		
500-0900-5629	Xfer to Water Impact	Annual	60,000.00	72,000.00	0.00		
500-0900-5632	Xfer to Subdivision Impact Wtr	Annual	2,000.00	2,500.00	0.00		
		Period Total:	4,262,000.00	4,937,000.00	0.00		
		Expense Total:	4,262,000.00	4,937,000.00	0.00		
		Revenue Total:	0.00	0.00	0.00		
		Expense Total:	4,262,000.00	4,937,000.00	0.00		
	DEPT 0900 - Water Distribution	Net Amount:	4,262,000.00	4,937,000.00	675,000.00		
DEPT 0950 - Wastewater Collection							
EXPENSE							
Annual Budget							
500-0950-5624	Xfer to Water	Annual	4,200,000.00	4,862,500.00	0.00		
500-0950-5631	Xfer to Wastewater Impact	Annual	52,000.00	58,000.00	0.00		
500-0950-5632	Xfer to Subdivision Impact WW	Annual	2,000.00	2,550.00	0.00		
		Period Total:	4,254,000.00	4,923,050.00	0.00		
		Expense Total:	4,254,000.00	4,923,050.00	0.00		

Account Number	Description	Period	Original Budget	New Budget	Transfer Amt.	Transaction Description	Transfer Description
		Revenue Total:	0.00	0.00	0.00		
		Expense Total:	4,254,000.00	4,923,050.00	0.00		
	DEPT 0950 - Wastewater Collection Net Amount:		4,254,000.00	4,923,050.00	669,050.00		
		Revenue Total:	0.00	0.00	0.00		
		Expense Total:	8,784,000.00	10,205,050.00	0.00		
	FUND 500 - Revenue - Water & WW Net Amount:		8,784,000.00	10,205,050.00	1,421,050.00		
		Annual	4,200,000.00	4,862,500.00	0.00		
	Xfer from Water		4,200,000.00	4,862,500.00	0.00		
		Period Total:	4,200,000.00	4,862,500.00	0.00		
		Revenue Total:	4,200,000.00	4,862,500.00	0.00		
FUND 510 - Water Operating							
DEPT 0900 -							
REVENUE							
Annual Budget							
510-0900-4625							
		Annual	360,574.90	363,974.90	3,400.00		Transfer from 510-0900-5010
	Salary Expense	Annual	16,550.00	13,150.00	-3,400.00		Transfer to 510-0900-5000
	Overtime Expense	Annual	6,400.00	6,900.00	500.00		Transfer from 510-0900-5060
	Uniform Expense	Annual	9,295.00	8,795.00	-500.00		Transfer to 510-0900-5055
	Travel & Training Expense	Annual	50,000.00	49,950.00	-50.00		Transfer to 510-0900-5112
	Utilities - Electric	Annual	49,950.00	49,650.00	-300.00		Transfer to 510-0900-5115
	Utilities - Electric	Annual	49,650.00	48,200.00	-1,450.00		Transfer to 510-0900-5116
	Utilities - Electric	Annual	48,200.00	47,700.00	-500.00		Transfer to 510-0900-5140
	Utilities - Electric	Annual	47,700.00	41,150.00	-6,550.00		Transfer to 510-0900-5200
	Utilities - Electric	Annual	250.00	300.00	50.00		Transfer from 510-0900-5110
	Utilities - Water	Annual	3,750.00	4,050.00	300.00		Transfer from 510-0900-5110
	CommExp-Intenet, Cable, Landl	Annual	6,500.00	7,950.00	1,450.00		Transfer from 510-0900-5110
	Communication Exp - Cellular	Annual	750.00	1,250.00	500.00		Transfer from 510-0900-5110
	Supplies - B&G	Annual	23,750.00	30,300.00	6,550.00		Transfer from 510-0900-5110
	Fuel Expense	Annual	31,000.00	37,300.00	6,300.00		Transfer from 510-0900-5360
	Postage Expense	Annual	1,160,000.00	1,153,700.00	-6,300.00		Transfer to 510-0900-5350
	Cost of Water	Annual	8,000.00	8,055.00	55.00		Transfer from 510-0900-5515
	Dues & Subscriptions	Annual	32,500.00	32,445.00	-55.00		Transfer to 510-0900-5480
	Special Elec or Permit Fee Exp	Annual	32,445.00	32,435.00	-10.00		Transfer to 510-0900-5530
	Special Elec or Permit Fee Exp	Annual	1,500.00	1,510.00	10.00		Transfer from 510-0900-5515
	Safety Program	Annual	7,500.00	3,000.00	-4,500.00		Transfer to 510-0900-5586
	Prof Services - GIS	Annual	15,000.00	19,500.00	4,500.00		Transfer from 510-0900-5574
	Prof Services - Other	Annual					

Account Number	Description	Period	Original Budget	New Budget	Transfer Amt.	Transaction Description	Transfer Description
510-0900-5626	Xfer Depreciation Fd - Water	Annual	80,000.00	104,000.00	24,000.00		Transfer from 510-0900-5823
510-0900-5722	Bond Principal Pmt	Annual	360,600.00	360,400.00	-200.00		Transfer to 510-0900-5724
510-0900-5724	Bond Fee	Annual	0.00	200.00	200.00		Transfer from 510-0900-5722
510-0900-5823	COE Degray O&M	Annual	30,000.00	6,000.00	-24,000.00		Transfer to 510-0900-5626
	Period Total:		2,431,864.90	2,431,864.90	0.00		
	Expense Total:		2,203,919.90	2,203,919.90	47,815.00		
	Revenue Total:		4,200,000.00	4,862,500.00	0.00		
	Expense Total:		2,203,919.90	2,203,919.90	47,815.00		
	DEPT 0900 - Net Amount:		-1,996,080.10	-2,658,580.10	-662,500.00		
DEPT 0950 -							
REVENUE							
Annual Budget							
510-0950-4625	Xfer from Sewer Sales	Annual	4,200,000.00	4,862,500.00	0.00		
	Period Total:		4,200,000.00	4,862,500.00	-0.00		
	Revenue Total:		4,200,000.00	4,862,500.00	0.00		
EXPENSE							
Annual Budget							
510-0950-5010	Overtime Expense	Annual	50,000.00	39,000.00	-11,000.00		Transfer to 510-0950-5040
510-0950-5040	Health Insurance Expense	Annual	112,138.65	123,138.65	11,000.00		Transfer from 510-0950-5010
510-0950-5055	Uniform Expense	Annual	9,000.00	10,500.00	1,500.00		Transfer from 510-0950-5060
510-0950-5060	Travel & Training Expense	Annual	7,295.00	5,795.00	-1,500.00		Transfer to 510-0950-5055
510-0950-5110	Utilities - Electric	Annual	285,000.00	284,960.00	-40.00		Transfer to 510-0950-5112
510-0950-5110	Utilities - Electric	Annual	284,960.00	284,860.00	-100.00		Transfer to 510-0950-5115
510-0950-5110	Utilities - Electric	Annual	284,860.00	284,160.00	-700.00		Transfer to 510-0950-5116
510-0950-5110	Utilities - Electric	Annual	284,160.00	283,460.00	-700.00		Transfer to 510-0950-5140
510-0950-5110	Utilities - Electric	Annual	283,460.00	283,210.00	-250.00		Transfer to 510-0950-5145
510-0950-5112	Utilities - Water	Annual	250.00	290.00	40.00		Transfer from 510-0950-5110
510-0950-5115	CommExp-Intenet, Cable, Landl	Annual	2,950.00	3,050.00	100.00		Transfer from 510-0950-5110
510-0950-5116	Communication Exp - Cellular	Annual	5,000.00	5,700.00	700.00		Transfer from 510-0950-5110
510-0950-5140	Supplies - B&G	Annual	1,000.00	1,700.00	700.00		Transfer from 510-0950-5110
510-0950-5145	Tools	Annual	6,950.00	7,200.00	250.00		Transfer from 510-0950-5110
510-0950-5200	Fuel Expense	Annual	19,500.00	19,383.00	-117.00		Transfer to 510-0950-5218
510-0950-5218	Tire Expense	Annual	6,500.00	6,617.00	117.00		Transfer from 510-0950-5200
510-0950-5300	Supplies - Office	Annual	4,950.00	5,650.00	700.00		Transfer from 510-0950-5326
510-0950-5322	Supplies - Operating	Annual	229,500.00	264,500.00	35,000.00		Transfer from 510-0950-5341
510-0950-5324	Supplies - Chemicals	Annual	59,500.00	60,250.00	750.00		Transfer from 510-0950-5326
510-0950-5326	Supplies - Lab	Annual	40,000.00	39,300.00	-700.00		Transfer to 510-0950-5300

Account Number	Description	Period	Original Budget	New Budget	Transfer Amt.	Transaction Description	Transfer Description
510-0950-5326	Supplies - Lab	Annual	39,300.00	38,550.00	-750.00		Transfer to 510-0950-5324
510-0950-5475	Credit Card Fees	Annual	17,000.00	17,150.00	150.00		Transfer from 510-0950-5480
510-0950-5480	Dues & Subscriptions	Annual	18,500.00	18,350.00	-150.00		Transfer to 510-0950-5475
510-0950-5541	Outside Contractors- I & I	Annual	300,000.00	265,000.00	-35,000.00		Transfer to 510-0950-5322
510-0950-5626	Xfer to Other	Annual	110,000.00	133,000.00	23,000.00		Transfer from 510-0950-5722
510-0950-5722	Bond Principal Pmt	Annual	452,650.00	429,650.00	-23,000.00		Transfer to 510-0950-5626
		Period Total:	2,914,423.65	2,914,423.65	0.00		
		Expense Total:	1,737,683.65	1,737,683.65	74,007.00		
		Revenue Total:	4,200,000.00	4,862,500.00	0.00		
		Expense Total:	1,737,683.65	1,737,683.65	74,007.00		
		DEPT 0950 - Net Amount:	-2,462,316.35	-3,124,816.35	-662,500.00		
		Revenue Total:	8,400,000.00	9,725,000.00	0.00		
		Expense Total:	3,941,603.55	3,941,603.55	121,822.00		
		FUND 510 - Water Operating Net Amount:	-4,458,396.45	-5,783,396.45	-1,325,000.00		
		Xfer from Water Revenue Fund Annual	140,000.00	255,000.00	0.00		
		Period Total:	140,000.00	255,000.00	0.00		
		Revenue Total:	140,000.00	255,000.00	0.00		
		Fixed Assets - Infrastructure Annual	268,000.00	383,000.00	0.00		
		Period Total:	268,000.00	383,000.00	0.00		
		Expense Total:	268,000.00	383,000.00	0.00		
		Revenue Total:	140,000.00	255,000.00	0.00		
		Expense Total:	268,000.00	383,000.00	0.00		
		DEPT 0140 - Net Amount:	128,000.00	128,000.00	0.00		

Account Number	Description	Period	Original Budget	New Budget	Transfer Amt.	Transaction Description	Transfer Description
<hr/>							
FUND 520 - Depreciation - Water							
DEPT 0900 -							
EXPENSE							
Annual Budget							
520-0900-5624							
	Xfer to Water	Annual	0.00	10.00	0.00		
		Period Total:	0.00	10.00	0.00		
		Expense Total:	0.00	10.00	0.00		
		Revenue Total:	0.00	0.00	0.00		
		Expense Total:	0.00	10.00	0.00		
		DEPT 0900 - Net Amount:	0.00	10.00	10.00		
<hr/>							
		Revenue Total:	0.00	0.00	0.00		
		Expense Total:	0.00	10.00	0.00		
		FUND 520 - Depreciation - Water Net Amount:	0.00	10.00	10.00		
<hr/>							
FUND 540 - Fair Share							
DEPT 0900 -							
EXPENSE							
Annual Budget							
540-0900-5624							
	Xfer to Water	Annual	0.00	10.00	0.00		
		Period Total:	0.00	10.00	0.00		
		Expense Total:	0.00	10.00	0.00		
		Revenue Total:	0.00	0.00	0.00		
		Expense Total:	0.00	10.00	0.00		
		DEPT 0900 - Net Amount:	0.00	10.00	10.00		

Account Number	Description	Period	Original Budget	New Budget	Transfer Amt.	Transaction Description	Transfer Description
FUND 600 - W/WW Bond 2008A DS							
DEPT 0000 -							
REVENUE							
Annual Budget							
600-0000-4610							
	FUND 540 - Fair Share Net Amount:						
			0.00	0.00	0.00		
			0.00	10.00	0.00		
			0.00	10.00	10.00		
	Loan 2017 Bond Refinancing	Annual	0.00	4,908,046.18	0.00	2017 2008 Bond Refinancing for Water and WW	
	Period Total:		0.00	4,908,046.18	0.00		
	Revenue Total:		0.00	4,908,046.18	0.00		
	Expense Total:		0.00	0.00	0.00		
	DEPT 0000 - Net Amount:		0.00	-4,908,046.18	-4,908,046.18		
DEPT 0900 -							
EXPENSE							
Annual Budget							
600-0900-5722							
	Bond Principal Pmt	Annual	720,000.00	5,628,368.92	0.00	Bond Refinancing for 2008 A&B Water and WW	
	Bond Fee	Annual	1,000.00	4,497.00	0.00		
	Period Total:		721,000.00	5,632,865.92	0.00		
	Expense Total:		721,000.00	5,632,865.92	0.00		
	Revenue Total:		0.00	0.00	0.00		
	Expense Total:		721,000.00	5,632,865.92	0.00		
	DEPT 0900 - Net Amount:		721,000.00	5,632,865.92	4,911,865.92		
	Revenue Total:		0.00	4,908,046.18	0.00		
	Expense Total:		721,000.00	5,632,865.92	0.00		
	FUND 600 - W/WW Bond 2008A DS Net Amount:		721,000.00	724,819.74	3,819.74		
FUND 601 - W/WW Bond 2008A DSR							
DEPT 0900 -							
EXPENSE							
Annual Budget							

Account Number	Description	Period	Original Budget	New Budget	Transfer Amt.	Transaction Description	Transfer Description
601-0900-5626	Xfer to Other	Annual	2,000.00	158,459.70	0.00	2008 A&B Bond Refinancing for Water and WW	
		Period Total:	2,000.00	158,459.70	0.00		
		Expense Total:	2,000.00	158,459.70	0.00		
		Revenue Total:	0.00	0.00	0.00		
		Expense Total:	2,000.00	158,459.70	0.00		
		DEPT 0900 - Net Amount:	2,000.00	158,459.70	156,459.70		
		Revenue Total:	0.00	0.00	0.00		
		Expense Total:	2,000.00	158,459.70	0.00		
		FUND 601 - W/WW Bond 2008A DSR Net Amount:	2,000.00	158,459.70	156,459.70		
		Revenue Total:	0.00	0.00	0.00		
		Expense Total:	2,000.00	158,459.70	0.00		
		FUND 602 - W/WW Ref Rev Bds 2017, COI Fd					
		DEPT 0000 - No Department					
		EXPENSE					
		Annual Budget					
		602-0000-5724	0.00	10,668.32	0.00	Bond Fees for Refinancing 2008 A&B Water and WW	
		Annual	0.00	10,668.32	0.00		
		Period Total:	0.00	10,668.32	0.00		
		Expense Total:	0.00	10,668.32	0.00		
		Revenue Total:	0.00	0.00	0.00		
		Expense Total:	0.00	10,668.32	0.00		
		DEPT 0000 - No Department Net Amount:	0.00	10,668.32	10,668.32		
		Revenue Total:	0.00	0.00	0.00		
		Expense Total:	0.00	10,668.32	0.00		
		FUND 602 - W/WW Ref Rev Bds 2017, COI Fd Net Amount	0.00	10,668.32	10,668.32		
		Revenue Total:	0.00	0.00	0.00		
		Expense Total:	0.00	10,668.32	0.00		
		FUND 604 - W/WW Ref Rev 2017 Bd Fd					
		DEPT 0000 - Water and WW					
		REVENUE					
		Annual Budget					
		604-0000-4623	0.00	5,252,687.22	0.00	Bond refinancing 2008 A& B for Water and WW	
		Annual	0.00	5,252,687.22	0.00		
		Period Total:	0.00	5,252,687.22	0.00		

Account Number Description Period Original Budget New Budget Transfer Amt. Transaction Description Transfer Description

EXPENSE							
Annual Budget							
604-0000-5626	Xfer to Other	Annual	0.00	5,252,687.22	0.00		
		Annual	0.00	5,205,538.50	0.00		Bond Refinancing 2008 A&B for Water and WW
604-0000-5724	Bond Fees	Annual	0.00	166.67	0.00		Bond Refinancing 2008 A&B for Water and WW
		Period Total:	0.00	5,205,705.17	0.00		
		Expense Total:	0.00	5,205,705.17	0.00		
		Revenue Total:	0.00	5,252,687.22	0.00		
		Expense Total:	0.00	5,205,705.17	0.00		
	DEPT 0000 - Water and WW	Net Amount:	0.00	-46,982.05	-46,982.05		
		Revenue Total:	0.00	5,252,687.22	0.00		
		Expense Total:	0.00	5,205,705.17	0.00		
	FUND 604 - W/WW Ref Rev 2017 Bd Fd	Net Amount:	0.00	-46,982.05	-46,982.05		
		Revenue Total:	0.00	5,252,687.22	0.00		
		Expense Total:	0.00	5,205,705.17	0.00		
		DEPT 0900 - Net Amount:	0.00	202,707.83	0.00		
		Revenue Total:	0.00	202,707.83	0.00		
		Expense Total:	0.00	202,707.83	0.00		
		DEPT 0900 - Net Amount:	0.00	201,707.83	201,707.83		
		Revenue Total:	0.00	0.00	0.00		
		Expense Total:	0.00	202,707.83	0.00		
		DEPT 0900 - Net Amount:	0.00	202,707.83	201,707.83		
		Revenue Total:	0.00	0.00	0.00		
		Expense Total:	0.00	202,707.83	0.00		
		FUND 605 - W/WW Bond 2008B	DSR	202,707.83	201,707.83		

RESOLUTION NO. 2018 _____

A RESOLUTION PROVIDING FOR THE ADOPTION OF AN AMENDED BUDGET FOR THE CITY OF BRYANT FOR THE TWELVE MONTH PERIOD BEGINNING JANUARY 1, 2018 AND ENDING DECEMBER 31, 2018

WHEREAS, the City of Bryant, Arkansas adopted a budget for The City of Bryant on December 19, 2017, recorded as Resolution 2017-34, and

WHEREAS, the City of Bryant, Arkansas, desires to amend said Budget for Fiscal Year 2018 as attached.

NOW, THEREFORE, BE IT RESOLVED BY THE CITY COUNCIL OF BRYANT, ARKANSAS THAT:

This resolution (with attachment) shall be known as the amended budget resolution for the City of Bryant, Arkansas, for **Section 1.** the twelve (12) month period beginning January 1, 2018 and ending December 31, 2018.

- General Fund - Admin 5,000.00
- General Fund - Planning 5,000.00
- General Fund - Parks 20,820.23
- General Fund - Fire 18,000.00
- General Fund - Police 20,000.00
- Street Fund 0.00
- Water Operating Fund 510 0.00

Section 2. The amended city budget for the calendar year 2018 is hereby amended and adopted to read as attached.

PASSED AND APPROVED this _____ day of January, 2018.

APPROVED:

Jill Dabbs, Mayor

Approved as to Form:

Richard Chris Madison, Staff Attorney

ATTEST:

Sue Ashcraft, City Clerk

General Ledger



Account Number	Description	Original Budget	New Budget	Transfer Amt.	Transaction Description
Budget Adjustment List					
001-0100-5810	Fixed Assets - Equipment	0.00	5,000.00	5,000.00	New Lawnmower for City Hall
001-0120-5000	Salary Expense Planning	87,418.00	92,418.00	5,000.00	Offer during budgeting process
001-0430-5586	Prof Services - Other	51,000.00	54,706.58	3,706.58	Signs - Rollover from 2017
001-0430-5586	Prof Services - Other	54,706.58	62,206.58	7,500.00	Flood Study
001-0430-5586	Prof Services - Other	62,206.58	69,706.58	7,500.00	Equalize Drainage on 2 railroad bridges
001-0430-5330	Supplies - Parks Programs	14,000.00	15,423.65	1,423.65	Basketball Equipment on back order - Rollover from 2017
001-0430-5332	Supplies - Resale Merchand	1,500.00	2,190.00	690.00	Bass Tshirts -rollover from 2017
001-0500-5604	Hard - New & Renewals	10,000.00	28,000.00	18,000.00	Dispatch Monitors in Fire Stations
001-0600-5102	Repairs and Main - Buildin	15,000.00	35,000.00	20,000.00	Remodel of Front office at PD
	Total General Fund	295,831.16	364,651.39	68,820.23	
080-0800-5604	Hardware - New and Renew	23,400.00	25,400.00	2,000.00	Transfer for Computer for New hire
080-0800-5810	Fixed Assets - Equipment	330,000.00	328,000.00	-2,000.00	
	Total Street Fund	353,400.00	353,400.00	0.00	
510-0900-5604	Hardware - New and Renew	23,400.00	25,400.00	2,000.00	Transfer for computer for new hire
510-0900-5816	Fixed Assets - Infrastructure	2,028,000.00	2,026,000.00	-2,000.00	
510-0950-5604	Hardware - New and Renew	23,400.00	32,400.00	9,000.00	Transfer for computer for new hire
510-0950-5116	Communication Expense	5,500.00	6,700.00	1,200.00	Transfer for new phone for new hire
510-0950-5816	Fixed Assets - Infrastructure	2,367,280.00	2,357,080.00	-10,200.00	
	Total Util Expense Fund	4,447,580.00	4,447,580.00	0.00	

ORDINANCE NO. 2018-_____

AN ORDINANCE AUTHORIZING THE ISSUANCE OF A PROMISSORY NOTE TO PROVIDE SHORT-TERM FINANCING UNDER AMENDMENT NO. 78 TO THE ARKANSAS CONSTITUTION; AND PRESCRIBING OTHER MATTERS PERTAINING THERETO.

WHEREAS, the City of Bryant, Arkansas (the "City") is authorized and empowered under the provisions of Amendment No. 78 to the Arkansas Constitution ("Amendment No. 78") and Title 14, Chapter 78 of the Arkansas Code of 1987 Annotated (the "Authorizing Legislation") to issue notes and to expend the proceeds thereof to finance all or a portion of the cost of acquiring and constructing real property or tangible personal property having an expected useful life of more than one (1) year; and

WHEREAS, the City proposes to acquire apparatus for the fire department and equipment for the parks department (the "Financed Property"); and

WHEREAS, it is proposed that the City issue its promissory note in the principal amount of \$1,114,385 (the "Note") under Amendment No. 78 and the Authorizing Legislation for the purpose of financing the costs of acquiring the Financed Property; and

WHEREAS, the City has made arrangements with Regions Bank (the "Purchaser") to purchase the Note;

NOW, THEREFORE, BE IT ORDAINED by the City Council of the City of Bryant, Arkansas:

Section 1. The City Council hereby finds that the Financed Property will have a useful life of more than one (1) year and that the aggregate principal amount of the Note and any other outstanding indebtedness of the City issued pursuant to Amendment No. 78 and the Authorizing Legislation does not exceed five percent (5%) of the assessed value of taxable property located within the City as determined by the last tax assessment.

Section 2. The issuance of the Note in the principal amount of \$1,114,385 is hereby authorized under Amendment No. 78 and the Authorizing Legislation in order to finance all or a portion of the costs of acquiring the Financed Property. The Note shall be dated the date of issuance (the "Closing Date") and shall bear interest on the outstanding principal amount at the rate of 2.21% per annum. The Note shall be subject to prepayment in whole or in part at any time.

Section 3. The Note shall be sold to the Purchaser for the purchase price of 100% of par. The Note shall be repaid in monthly amortized installments of principal and interest, commencing on April 15, 2018 and on the 15th day of each month thereafter, with the final installment due on February 15, 2023.

Section 4. As provided in Amendment No. 78, the monthly debt service payments on the Note in each fiscal year shall be charged against and paid from the general revenues of the City for such fiscal year. For the purpose of making the monthly debt service payments there is hereby appropriated to pay the Note, an amount of general revenues of the City sufficient for such purposes. The Finance Director is hereby authorized and directed to withdraw general revenues in the amounts and at the times necessary to make the monthly debt service payments on the Note.

Section 5. (a) The City covenants with the Purchaser that it shall not take any action or suffer or permit any action to be taken or condition to exist which causes or may cause the interest payable on the Note to be included in gross income for federal income tax purposes. Without limiting the generality of the foregoing, the City covenants with the Purchaser that the proceeds of the sale of the Note will not be used directly or indirectly in such manner as to cause the Note to be treated as an "arbitrage bond" within the meaning of Section 148 of the Internal Revenue Code of 1986, as amended (the "Code").

(b) The City covenants with the Purchaser that it will not use or permit the use of the Financed Property or the proceeds of the Note in such manner as to cause the Note to be a "private activity bond" within the meaning of Section 141 of the Code.

(c) The City expects to spend all proceeds of the Note within six months of the Closing Date to acquire the Financed Property.

(d) The City covenants with the Purchaser that it will not reimburse itself from Note proceeds for any costs paid prior to the date the Note is issued except in compliance with United States Treasury Regulation §1.150-2 (the "Regulation"). This Ordinance shall constitute an "official intent" for purposes of the Regulation.

(e) The City covenants with the Purchaser that it will submit to the Secretary of the Treasury of the United States, not later than the 15th day of the second calendar month after the close of the calendar quarter in which the Note is issued, a statement concerning the Note which contains the information required by Section 149(e) of the Code.

Section 6. The City shall provide such financial information to the Purchaser as the Purchaser may reasonably request.

Section 7. The Mayor and City Clerk, for and on behalf of the City, are hereby authorized and directed to do any and all things necessary to effect the issuance, execution, sale and delivery of the Note and the performance of all acts of whatever nature necessary to effect and carry out the authority conferred by this Ordinance. The Mayor and City Clerk are hereby further authorized and directed, for and on behalf of the City, to execute all

papers, documents, agreements, certificates and other instruments that may be required for the carrying out of such authority or to evidence the exercise thereof.

Section 8. The provisions of this Ordinance are hereby declared separable, and if any section, phrase or provision shall for any reason be declared invalid, such declaration shall not affect the validity of the remainder of the sections, phrases and provisions.

Section 9. All ordinances, resolutions and parts thereof in conflict herewith are hereby repealed to the extent of such conflict.

PASSED: January 30, 2018.

APPROVED:

Jill Dabbs, Mayor

ATTEST:

Approved as to Form:

Sue Ashcraft, City Clerk

Richard Chris Madison, Staff Attorney

CERTIFICATE

The undersigned, City Clerk of the City of Bryant, Arkansas (the "City"), hereby certifies that the foregoing pages are a true and perfect copy of Ordinance No. _____, adopted at a regular session of the City Council at 7:00 p.m., on the 30th day of January, 2018, and that the Ordinance is of record in Ordinance Record Book No. ____, Page ____, now in my possession.

GIVEN under my hand and seal on this 30th day of January, 2018.

City Clerk

(SEAL)

RESOLUTION NO. 2018 - ____

RESOLUTION APPROVING EXPENSES ASSOCIATED WITH PROPERTY CLEAN UP UNDER ORDINANCE NO.: 2012-30

WHEREAS, the City of Bryant enacted Ordinance No. 2012-30 for the purpose of establishing procedures and processes to clean up unsightly and unsanitary conditions of real property;

WHEREAS, the City of Bryant has certain properties located within its corporate limits that are in need of clearance of unsightly and unsanitary conditions;

WHEREAS, the City of Bryant Code enforcement has taken all steps required under Ordinances and State Law to provide notice to interested parties to certain real property that is unsightly and unsanitary, and has provided sufficient notice of Hearing before the City Council; and

WHEREAS, the City of Bryant has taken steps to remedy the below listed properties of their unsightly and unsanitary conditions, and in so doing has incurred certain expenses that are hereby affirmed as true and correct expenses incurred by the City of Bryant associated with each below listed property.

WHEREAS, notice of a public hearing was provided to interested parties in the below listed properties, such hearing being held on January 30th, 2018 at the regularly scheduled City Council Meeting, and the City Council finds that the procedural requirements have been met, the property owners given the appropriate opportunity to remedy the locations, and therefore finds that the costs identified herein were incurred by the City to remediate the unsightly and unsanitary conditions and therefore Directs that the appropriate steps be taken to list these amounts owed to the City of Bryant as a lien on the below listed properties.

NOW, THEREFORE, BE IT RESOLVED BY THE CITY COUNCIL OF THE CITY OF BRYANT, ARKANSAS:

SECTION 1. The City of Bryant confirms the City incurred the following expenses for each described property or address provided herein below:

<i>Property address, or legal description</i>	<i>Cost of Cleanup</i>	<i>Date Performed</i>
COMMON WEALTH DR LOT 10	\$24.19	10-27-2017
112 A St.	\$24.19	10-27-2017
114 A St.	\$24.19	10-27-2017
116 A St.	\$24.19	10-27-2017

<i>Property address, or legal description.</i>	<i>Cost of Cleanup</i>	<i>Date Performed</i>
118 A St.	\$24.19	10-27-2017
120 A St.	\$24.19	10-27-2017
200 A St.	\$24.19	10-27-2017
202 A St.	\$24.19	10-27-2017
204 A St.	\$24.19	10-27-2017
206 A St.	\$24.19	10-27-2017
208 A St.	\$24.19	10-27-2017
210 A St.	\$24.19	10-27-2017
212 A St.	\$24.19	10-27-2017
214 A St.	\$24.19	10-27-2017
216 A St.	\$24.19	10-27-2017
220 A St.	\$24.19	10-27-2017
222 A St.	\$24.19	10-27-2017
224 A St.	\$24.19	10-27-2017
226 A St.	\$24.19	10-27-2017
228 A St.	\$24.19	10-27-2017
230 A St.	\$24.19	10-27-2017
306 A St.	\$24.19	10-27-2017
308 A St.	\$24.19	10-27-2017
310 A St.	\$24.19	10-27-2017
2 Abbie Ln.	\$24.19	10-27-2017
4 Abbie Ln.	\$24.19	10-27-2017
6 Abbie Ln.	\$24.19	10-27-2017
8 Abbie Ln.	\$24.19	10-27-2017
10 Abbie Ln.	\$24.19	10-27-2017
12 Abbie Ln.	\$24.19	10-27-2017
14 Abbie Ln.	\$24.19	10-27-2017
305 B St. or 2 Court St.	\$24.19	10-27-2017
2 E. Citron or 300 B St.	\$24.19	10-27-2017
305 A St.	\$24.19	10-27-2017
307 A St.	\$24.19	10-27-2017
309 A St.	\$24.19	10-27-2017
311 A St.	\$24.19	10-27-2017
9 Abbie Ln.	\$24.19	10-27-2017
11 Abbie Ln. or 304 B St.	\$24.19	10-27-2017

<i>Property address, or legal description</i>	<i>Cost of Cleanup</i>	<i>Date Performed</i>
302 B St.	\$24.19	10-27-2017
223 A St.	\$24.19	10-27-2017
255 A St.	\$24.19	10-27-2017
227 A St.	\$24.19	10-27-2017
229 A St.	\$24.19	10-27-2017
231 A St.	\$24.19	10-27-2017
237 A St. or 11 W. Citron	\$24.19	10-27-2017
9 W. Citron	\$24.19	10-27-2017
7 W. Citron	\$24.19	10-27-2017
5 W. Citron	\$24.19	10-27-2017
3 W. Citron	\$24.19	10-27-2017
1 W. Citron or 232 B St.	\$24.19	10-27-2017
230 B St.	\$24.19	10-27-2017
228 B St.	\$24.19	10-27-2017
226 B St.	\$24.19	10-27-2017
224 B St.	\$24.19	10-27-2017
222 B St.	\$24.19	10-27-2017
1002-148 E. Farmers Market St.	\$24.19	10-27-2017
215,217, 219 A St.	\$24.19	10-27-2017
210,210,212 B St.	\$24.19	10-27-2017
5 Fountain St.	\$24.19	10-27-2017
3 Fountain St.	\$24.19	10-27-2017
1 Fountain St.	\$24.19	10-27-2017
225 B St.	\$24.19	10-27-2017
227 B St.	\$24.19	10-27-2017
229 B St.	\$24.19	10-27-2017
231 B St.	\$24.19	10-27-2017
5 Pasley Park	\$24.19	10-27-2017
3 Pasley Park	\$24.19	10-27-2017
1 Pasley Park	\$24.19	10-27-2017
2 Pasley Park	\$24.19	10-27-2017
4 Pasley Park	\$24.19	10-27-2017
6 Pasley Park	\$24.19	10-27-2017
118 A St.	\$24.19	10-27-2017
301 B St.	\$24.19	10-27-2017
303 B St. or 1 Court St.	\$24.19	10-27-2017

SECTION 2. The City of Bryant, through its City Council confirms that the above listed expenses were incurred on the dates provided in service of cleaning unsightly and unsanitary properties located within the City of Bryant's corporate limits.

SECTION 3. The City of Bryant desires to place a lien on the above listed properties for the work and expenses incurred in correcting the unsightly and unsanitary conditions thereon.

SECTION 4. The City of Bryant seeks to have the affirmed lien amount approved herein pursued by filing the lien with the County Tax Collector plus Ten percent (10%) penalty or via foreclosure in the Circuit Court of Saline County.

SECTION 5. Any resolution, resolution section, policy or directive in conflict with this Resolution is repealed or amended to reflect and achieve the purposes stated herein.

PASSED AND APPROVED this _____ day of January, 2018.

ATTEST:

APPROVED:

Sue Ashcraft, City Clerk

Jill Dabbs, Mayor

APPROVED AS TO FORM:

Chris Madison, City Attorney

BRYANT FIRE DEPARTMENT

312 ROYA LN., BRYANT, AR 72022

J.P. JORDAN
FIRE CHIEF

501-943-0390 P
501-943-0982 F

January 18, 2018

Mayor Dabbs and Honorable Council,


I would like to request permission for the Fire Department to list the following items on www.egovdeals.com.

1999 E-One 75' Ladder Truck, VIN 4EN3AAA81X1000906

2002 Ford F550 4x4 Extended Cab with Storage Bed, VIN 1FDAX57SX2EB62465

A new unit delivered March 2018 will replace the 1999 Ladder Truck. The 2002 Ford is nearing the end of its useful life and requiring costly repairs. The funds from the sale of these two items will be used to help provide Furniture, Fixtures, and Equipment (FF&E) for the two new fire station that will be completed this year.

Sincerely,



J.P. Jordan

AN ORDINANCE TO WAIVE THE COMPETITIVE BIDDING PROCESS FOR DEDICATED DIGITAL FIBER CONNECTION AND SERVICE FOR THE CITY OF BRYANT NETWORK SERVICE AND FOR OTHER PURPOSES.

WHEREAS, the City of Bryant operates on a singular computer network with work stations located in physical structures scattered around the City; and

WHEREAS, the City of Bryant's internal computer network has grown in use and demand because of improvements in software such as Spillman, Springbrook, and other software application uses; and

WHEREAS, the City of Bryant network has been operating on available retail computer network provided by commercial providers; and

WHEREAS, the City of Bryant's network has grown, physically and with demand, such that currently available commercial service is not sufficient to provide bandwidth and connectivity to operate the network effectively or efficiently; and

WHEREAS, the City of Bryant has explored several options to improve network connectivity and capacity to maximize the tools currently in use by City staff and departments; and

WHEREAS, the City of Bryant has explored options from building its own dedicated fiber connective network to searching available retail services capacity for long term sustainability of the network connectivity; and

WHEREAS, The Bryant School District is currently under contract with Fidelity Communications, wherein Fidelity Communications is providing dedicated fiber connectivity between the School System's facilities throughout the district; and

WHEREAS, because Fidelity has already incurred much of the build out expense for dedicated fiber lines, along the same or similar routes that the City of Bryant would need for digital fiber connectivity, Fidelity is able to provide a highly competitive rate; and

WHEREAS, further, because Fidelity has already made several of the major fiber line runs that would be needed for the City of Bryant network, they propose having current physical structures serviced with dedicated fiber lines within 3-5 months from design and construction approval; and

WHEREAS, the City of Bryant, has negotiated and solicited proposals for providing digital fiber services and through that effort, Fidelity Communications was identified as the most cost efficient, cost effective, and time sensitive firm to meet the current and anticipated future needs of the City of Bryant's network connectivity and infrastructure; and

WHEREAS, the City of Bryant City Council finds that competitive bidding process is not practical nor effective to meet the needs of the City of Bryant network and connectivity and digital infrastructure; and

WHEREAS, the City of Bryant has investigated and vetted available service providers and alternative options to meet the network connectivity and infrastructure needs of the City of Bryant and Fidelity Communications meets and exceeds those needs for long term network use, cost effectiveness and cost efficiency; and

WHEREAS, The City Council of the City of Bryant makes a specific finding that an exceptional circumstance exists making competitive bidding neither practicable nor feasible, and that the requirements of competitive bidding should be waived pursuant to §14-58-303(b)(2)(B) Arkansas Statutes Annotated as Fidelity Communications' particular expertise, staff, and experience align directly with the specific needs and goals of the City of Bryant.

NOW, THEREFORE, BE IT ORDAINED BY THE CITY COUNCIL OF THE CITY OF BRYANT, SALINE COUNTY, ARKANSAS:

Section 1. The Mayor is hereby authorized to execute any and all necessary contracts with Fidelity Communications to effectuate the construction and use of dedicated digital fiber network infrastructure and for the provision of internet connectivity for the City of Bryant purposes.

Section 2. The City Council of the City of Bryant makes a specific finding that an exceptional circumstance exists making competitive bidding neither practicable nor feasible, and that the requirements of competitive bidding should be waived pursuant to §14-58-303(b)(2)(B) Arkansas Statutes Annotated as Fidelity Communications' particular expertise, staff, and experience align directly with the specific needs and goals of the City of Bryant.

PASSED AND APPROVED this _____ day of _____, 2018.

Jill Dabbs, Mayor

ATTEST:

Approved as to Form:

Sue Ashcraft, City Clerk

Richard Chris Madison, Staff Attorney



Contract No. CCBRYANT10112017

WAN SERVICES AGREEMENT

THIS WAN SERVICES AGREEMENT (this "Agreement"), effective as of the date of last execution below (the "Effective Date"), is made and entered into by and between **CoBridge Communications, LLC d/b/a Fidelity Communications** ("Fidelity"), a Delaware limited liability company, and the City of Bryant, Arkansas ("Customer"), an Arkansas municipality.

Recitals

WHEREAS, Fidelity is a certificated telecommunications provider that, among other things, is in the business of providing and maintaining managed Wide Area Network ("WAN") connectivity, facilities and services (collectively, the "WAN Services," as further defined herein) to enterprise businesses and other multi-location customers.

WHEREAS, Customer has received all approvals required by it to enter into this Agreement, under which Fidelity will provide the WAN Services to Customer.

NOW, THEREFORE, in consideration of the foregoing recitals, and for other good and valuable consideration, the receipt and sufficiency of which is hereby acknowledged, the parties hereby agree as follows:

Agreement

- 1. WAN Services.** Fidelity agrees to provide the WAN Services to Customer, each as more specifically described on Exhibit 1 attached hereto, and Customer agrees to pay for such WAN Services, all in accordance with the provisions of this Agreement. The WAN Services include the provision, maintenance and support of the equipment, fiber optic cable strands and other facilities (collectively, the "WAN Facilities") specifically identified in Exhibit 1 or otherwise provided by Fidelity in connection with the WAN Services, which facilities shall at all times remain the property of Fidelity.
- 2. Service Commencement.** The WAN Services shall commence on the date that Fidelity completes procurement, construction and testing of the WAN Facilities as provided herein, to be confirmed by a Service Commencement Notice (as hereinafter defined). Fidelity anticipates that engineering, permitting, construction and testing of the WAN Facilities will take approximately four (4) months from the Effective Date.

3. Agreement Term. The initial term of this Agreement shall commence on the date of last execution below, and will continue for a period of ten (10) years following the date of commencement of the WAN Services (the "Initial Term"). At the conclusion of the Initial Term, this Agreement shall automatically renew for additional and consecutive twelve (12) month renewal terms (each a "Renewal Term"), unless either party provides the other party with written notice of non-renewal at least one-hundred and twenty days (120) days prior to expiration of the then-current term or as provided herein below. The Initial Term and any and all Renewal Terms are sometimes referred to hereinafter, collectively, as the "Term."

4. Delivery and Installation. Fidelity will deliver, install, configure, and maintain the WAN Facilities. The parties agree to coordinate and cooperate to schedule, facilitate, and carry out all such activities. Without limiting the generality of the foregoing, the parties agree as follows:

(a) *Timeline.* Fidelity and Customer agree to the installation timeline set forth in Exhibit 2 attached hereto. Customer agrees to all reasonable extensions of the installation timeline necessitated by the actions or inactions of Customer or otherwise resulting from circumstances beyond Fidelity's control, including without limitation Fidelity's procurement of all permits, licenses and other Required Rights. In any event, Fidelity will exercise reasonable diligence, as defined in the industry, to meet the installation timeline agreed to in Exhibit 2.

(b) *Planning.* Appropriate representatives of Fidelity and Customer will meet approximately one month prior to the installation of the WAN Facilities, and otherwise as necessary, to determine the design and process for installing the WAN Facilities. The parties agree to cooperate in good faith in such process.

(c) *Site Preparation.* Prior to the installation of WAN Facilities, Customer will clean and otherwise prepare all installation sites, including without limitation all rack spaces and building entrance facilities, and will continue to maintain those sites following such installation.

(d) *Staging, Storage, and Access.* During the installation of the WAN Facilities, Customer agrees to provide Fidelity with (i) suitable staging and storage areas at Customer facilities for relevant equipment, materials, and components; and (ii) such access to Customer facilities as may be necessary to efficiently carry-out the installation, as reasonably determined by Fidelity, provided that such access must be scheduled with Customer in advance and, unless otherwise agreed by Customer, must occur between 7:00 a.m. and 10:00 p.m. Monday through Saturday, excluding national holidays and City Holidays. Customer personnel may accompany Fidelity personnel during any installation work at any Customer facility.

(e) *Deviations.* If, prior to or during the installation, Fidelity, in its reasonable judgment, deems it necessary or prudent to deviate from the final design and installation process in a material way, it will present such deviation to Customer for its approval, which Customer may not unreasonably withhold or delay; provided, however, that Fidelity reserves the right to make, without such approval, changes in fiber routing and building entrance and splicing locations, conversion from underground to overhead construction, and other immaterial modifications to the final installation methodology and design.

(f) *Substitute Materials.* In the event that any materials or components of or relating to the WAN Facilities are not available for timely delivery and installation, Fidelity may substitute materials or components of equivalent or superior functionality and performance.

(g) *Special Needs*. If additional labor or materials are needed to install or maintain the WAN Facilities due to unusual site requirements or other special needs or characteristics of Customer or its facilities, as reasonably determined by Fidelity and agreed to by Customer, Customer will reimburse Fidelity for any corresponding extra costs incurred by Fidelity to address those requirements, needs, or characteristics.

(h) *Debris Removal*. Fidelity will remove from installation sites all debris resulting from the installation of WAN Facilities, including as appropriate by moving such debris to trash receptacles maintained by Customer. Customer will be responsible for trash removal from such receptacles.

(i) *Landscaping*. Fidelity will restore all landscaping disturbed the Fidelity's installation, maintenance, or removal activities. Customer will be responsible for landscape watering, including at restored landscaping sites.

(j) *Non-WAN Facilities*. Customer is responsible for the installation, configuration, and maintenance of all facilities and components that are not WAN Facilities. At Customer's request, Fidelity may install, configure, and maintain such facilities and components, subject to Fidelity's standard charges, terms, and conditions.

(k) *Service Commencement Notice*. Upon completion of the installation, Customer will receive a letter (the "Service Commencement Notice") from Fidelity that states the fiber has been tested and is operational. This letter serves as a final confirmation of completed services and notice of commencement of billing of the Monthly Fees.

(l) *Manuals*. Where relevant, Fidelity will furnish to Customer with applicable manuals and instruction documentation provided by manufacturers and vendors.

(m) *Maintenance*. Fidelity is responsible for maintaining the WAN Facilities. Customer agrees to provide Fidelity with such access to its facilities as may be necessary to efficiently carry out its maintenance activities, as reasonably determined by Fidelity, provided that, when practicable, (i) such access must be scheduled with Customer in advance and (ii) unless otherwise agreed by Customer, must occur between 7:00 a.m. and 10:00 p.m. Monday through Saturday, excluding national holidays and City Holidays. Customer personnel may accompany Fidelity personnel during any maintenance work at any Customer facility.

(n) *Changes in WAN Facilities and WAN Services*. If, pursuant to the above provisions of this Section 4, the WAN Facilities or WAN Services are changed, or Fidelity provides any additional services to the Customer, the parties, acting reasonably, will agree on an appropriate adjustment or supplement to the fees set forth on Exhibit 3.

5. Customer Responsibilities. Customer acknowledges that the WAN Services (including the WAN Facilities), as described in Exhibit 1, meet Customer's requirements. Customer shall be responsible for the following: (i) providing all electrical circuits, connections, rack space, power, HVAC, ventilation and other environmental requirements for the installation and operation of the WAN Facilities within the Customer's premises; (ii) providing a safe and appropriate workspace for Fidelity to perform the WAN Services; (iii) assigning qualified personnel to manage Customer's responsibilities, to operate the WAN Facilities, and to coordinate with Fidelity regarding the WAN Services; (iv) providing all information, documentation, cooperation and assistance reasonably requested by Fidelity; and (v) adopting reasonable measures to ensure the safety, security, accuracy and integrity of the WAN Facilities and

Customer's other systems and networks. Fidelity shall have no responsibility or liability arising out of or resulting in whole or in part from Customer's failure or delay to provide any resources or perform any of its responsibilities.

6. Fees and Payment.

(a) *Generally.* Customer will pay for the WAN Services in the amounts and frequencies set forth on Exhibit 3 attached hereto, and otherwise in accordance with this Agreement. In the event that any fees are payable on a monthly or other scheduled basis, the fee for any partial month or other relevant period will be pro-rated accordingly. All fees will be paid by the payment deadline specified on Exhibit 3, or if Exhibit 3 does not specify a payment date, then no later than thirty (30) days following the receipt by Customer of an invoice from Fidelity. If any payment of Customer is more than thirty (30) days past due, such amount shall accrue interest from the date such payment is due until paid, including accrued interest compounded monthly, at a rate equal to one and one-half percent (1.5%) per month on the outstanding balance (18% per annum) or, if less, the maximum interest rates applicable to municipal entities in the State of Arkansas. Customer understands that the Term of this Agreement is non-cancelable (except as expressly permitted herein), and, therefore, Customer's obligation to make payments continues throughout the Term, regardless of Customer's actual usage of the WAN.

(b) *Taxes, Fees and Surcharges.* Except for taxes based on Fidelity's net income, all applicable federal, state or local taxes and fees, including without limitation all use, sales, excise, commercial, gross receipts, privilege, right-of-way, occupation, surcharges, or other similar taxes, license fees, miscellaneous fees, and surcharges, whether charged to or against Fidelity or Customer (collectively, the "Taxes"), will be payable by Customer, including, without limitation, any cost recovery fee which will represent an accurate and non-inflated recovery of Fidelity's, or any underlying provider's, miscellaneous tax, surcharge, and fee payments to federal, state or local governmental authorities associated with the provision of the WAN Services (including any WAN Facilities) by Fidelity to Customer pursuant to this Agreement. Customer shall indemnify, defend and hold Fidelity harmless from and against Customer's failure to timely report or pay any such Taxes. Customer shall be required to provide documentation evidencing its exemption from any such Taxes. Customer acknowledges and certifies that, for the duration of the Term, the interstate traffic (including Internet and international traffic) will constitute ten percent (10%) or less of the total traffic on the fiber network that has been provided by Fidelity.

(c) *Annual Appropriations.* Customer represents and warrants that it has funds appropriated and available to pay all amounts due hereunder through the end of Customer's current fiscal year. Customer further covenants and agrees to request all appropriations and funding necessary to pay for the WAN Services for each subsequent fiscal year through the end of the Term, but such request is subject to sole and absolute approval by Customer's City Council. In the event appropriations are unavailable for the remainder of the Initial Term, then this contract will terminate at the end of the initial term automatically and without penalty, beyond the agreed upon pro-rata share of all unrecovered non-recurring costs, including actual construction costs and any costs associated with any WAN Facilities that cannot be redeployed in Fidelity's network as described in paragraph (i) below. Any WAN Facilities that cannot be redeployed in Fidelity's network, if paid for by customer under this provision, shall become the property of Customer. In the event Customer is unable to obtain the necessary appropriations or funding for the WAN Services provided under this Agreement for any fiscal year, Customer may suspend the WAN Services for such fiscal year without liability for the termination charges upon all the following conditions: (i) Customer has taken actions necessary to obtain adequate appropriations or funding, giving priority to the WAN Services based on the critical importance of such services to Customer's

operations, as determined by Customer's City Council; (ii) despite Customer's best efforts, funds have not been appropriated and are otherwise unavailable to pay for the WAN Services. Customer must provide Fidelity thirty (30) days' written notice of its intent to suspend the WAN Services, together with all information and documentation reasonably requested by Fidelity to substantiate such suspension. Suspension during any fiscal year shall not relieve Customer of its obligations for any subsequent fiscal year. Suspension for failure to obtain necessary appropriations or funding shall be effective as of the last day for which funds were appropriated or otherwise made available and shall continue until the end of the then-current fiscal year. If Customer suspends the WAN Services under this Section, Customer agrees as follows: (i) it will pay all amounts due for WAN Services incurred through the date of suspension, and reimburse Fidelity a pro-rata share of all unrecovered non-recurring costs, including actual construction costs and any costs associated with any WAN Facilities that cannot be actively redeployed in Fidelity's network, such proration to be calculated by multiplying the total of such reimbursable costs by the length in days of the suspension period, and dividing such sum by the total number of days in the Term; and (ii) it will not contract with any other provider for the same or substantially similar services or facilities during the suspension.

(d) *Credit Approval; Deposits.* Customer will provide Fidelity with credit information (including audited financials) regarding Customer upon request, and delivery of the WAN Services (including the WAN Facilities) is expressly made subject to ongoing credit approval. Fidelity may require Customer to make, increase and/or replenish a deposit as a condition to Fidelity's commencement or continuation of any WAN Services. The deposit will be held by Fidelity as security for payment of Customer's charges, and, in Fidelity's sole discretion, may be applied against any past-due charge (in which case, Customer shall be required to replenish such deposit). A deposit shall not relieve Customer of the responsibility for the prompt payment of Fidelity's invoices. Upon termination of the Agreement, the amount of the deposit then remaining will be applied against amounts then due and owing on Customer's account and any remaining credit balance will be refunded to Customer. Unless otherwise required by law, no interest shall be paid or accrue on any deposit, and Fidelity shall not be required to separately account for any deposit.

7. Service Level Exhibit. The Service Level Exhibit attached hereto as Exhibit 4, and hereby incorporated by reference, sets forth Fidelity's service level objectives for the WAN Services. The failure of any WAN Service to comply with any such objective shall not be deemed a breach by Fidelity of this Agreement except as provided in the Service Level Exhibit.

8. Termination for Cause. Either party may terminate this Agreement for cause (as defined below) by giving written notice to the other party, and this Agreement will be terminated immediately upon such notice, as follows:

(a) *By Fidelity.* As it relates to termination by Fidelity, "for cause" means (i) Customer's failure or refusal to make any payment due to Fidelity hereunder within thirty(30) days after Customer receives written notice from Fidelity of such failure or refusal; (ii) Customer's continuing failure or refusal to perform any other material obligation under this Agreement, subject to a reasonable cure period of thirty (30) days; or (iii) willful misconduct, embezzlement, or other illegal or unethical acts by Customer.

(b) *By Customer.* As it relates to termination by Customer, "for cause" means (i) Fidelity's continuing failure or refusal to perform any material obligation under this Agreement, subject to a reasonable cure period of thirty (30) days; or (ii) willful misconduct, embezzlement, or other illegal or unethical acts by Fidelity.

8.1 Termination by Customer for Convenience. After 10 years, Customer may terminate this agreement at any time with one hundred twenty (120) days' notice without penalty. During the first 10 years following the date of commencement of the WAN Services, Customer may terminate this Agreement for convenience upon 120 days' written notice to Fidelity and payment to Fidelity of a termination charge equal to the sum of: (i) all unpaid amounts for the WAN Services provided prior to the date of termination; (ii) 100% of the remaining monthly recurring charges for months 1 through 36 following service commencement; (iii) 50% of the remaining monthly recurring charges for months 36 through 60 following service commencement; and (iv) 25% of the remaining monthly recurring charges for months 61 through the end of the Initial Term. Customer acknowledges that the charges in this Section are a genuine estimate of Fidelity's actual damages and are not a penalty.

9. Effects of Termination. Upon the expiration or termination of this Agreement for any reason, Fidelity will cease providing the WAN Services and will have the right to remove any WAN Facilities located at Customer's locations, except those items that cannot be redeployed and agreed to be purchased as part of the termination, and the parties agree to cooperate on any such removal by Fidelity, as Fidelity may reasonably direct. Upon termination of this Agreement for cause by Fidelity, without limiting any other rights or remedies available to Fidelity under the circumstances, Fidelity will be entitled to recover as damages all fees that would have been payable to Fidelity under this Agreement for its full Term (i.e., assuming this Agreement had not been terminated early), subject to appropriations limitations listed above. Termination or non-renewal of this Agreement shall not affect Customer's obligation to pay all fees and charges due and owing to Fidelity, through the date of termination or non-renewal. Sections 6(a), 6(b), 9-13 and 15-16 of this Agreement, and any other rights and obligations which by their terms or nature are intended to survive, shall survive the expiration or termination of this Agreement for any reason, and shall be binding on and inure to the benefit of the parties and their respective successors and permitted assigns.

10. Ownership; Permitted Uses. The WAN Facilities are owned by Fidelity, the WAN Facilities will continue to be owned by Fidelity following the expiration or termination of this Agreement, and Customer has no option or other right to purchase or otherwise acquire the WAN Facilities from Fidelity, subject to the provisions regarding redeployment of equipment. The Parties intend that this Agreement shall operate as a "services agreement," as defined by Arkansas law. Nothing in this Agreement shall be construed to result in the transfer of title to any part of the WAN Facilities to Customer or in the creation of a "security interest" within the meaning of Arkansas law. Customer disclaims any interest it may claim in the materials, equipment, fiber optic cable and all personal property installed by Fidelity as a fixture on to the real property of Customer. Customer shall keep Fidelity's WAN Facilities free from all liens and claims, including but not limited to mechanic's liens, and encumbrances by reason of the use or possession of the WAN Facilities by Customer. Customer shall use the WAN Services (including the WAN Facilities) solely for Customer's own internal business purposes. Customer may not assign, lease, resell, encumber or allow any other party the right to use the WAN Services (including WAN Facilities) or any component thereof without Fidelity's express consent in each instance, which consent may be withheld in Fidelity's sole discretion. Any other use by Customer shall constitute a refusal to perform a material obligation and shall constitute grounds for Fidelity to terminate this Agreement for cause. Customer shall notify Fidelity immediately of any known or suspected misuse, alteration, loss, damage, theft or destruction of any WAN Facilities, and shall provide all cooperation reasonably requested by Fidelity in connection therewith. Fidelity may require plates, stencils or markings to be affixed to or placed on the WAN Facilities indicating that Fidelity is the owner thereof. In the event Customer fails to return any WAN Facility to Fidelity in the same condition as delivered, including but not limited to as the result of alteration, misuse, loss, damage, theft or destruction, without limiting any other rights or

remedies, Fidelity may deem such WAN Facility sold to Customer and invoice Customer for the full replacement cost of such WAN Facility when new. Customer authorizes Fidelity to monitor and record calls to Fidelity concerning the WAN Services for training and quality control purposes and to monitor Customer's compliance with this Agreement.

11. Customer Representations and Warranties. Subject to the provisions of this Agreement, Customer represents and warrants that (i) it shall comply with all applicable laws in its use of the WAN and performance of its obligations under this Agreement; (ii) this Agreement has been duly authorized, executed, and delivered by Customer; and (iii) the execution, delivery, and performance of this Agreement do not and will not conflict with, breach, or otherwise violate any of the organizational or governing documents of Customer or any agreement or instrument to which Customer is a party or by which Customer is bound.

12. Fidelity Representations, Warranties and Disclaimers.

(a) *Representations and Warranties.* Subject to the provisions of this Agreement, Fidelity represents and warrants that: (i) it will comply with all applicable laws in providing the WAN Services and performing its obligations under this Agreement; (ii) this Agreement has been duly authorized, executed, and delivered by Fidelity; and (iii) the execution, delivery, and performance of this Agreement do not and will not conflict with, breach, or otherwise violate any of the organizational or governing documents of Fidelity or any agreement or instrument to which Fidelity is a party or by which Fidelity is bound.

(b) *Required Rights.* Fidelity covenants that, by the time the WAN Services (including the WAN Facilities) are made available to Customer, Fidelity will, to the best of its knowledge, have obtained, and Fidelity will use all commercially reasonable efforts to cause to remain in effect during the Term of this Agreement, all easements, leases, licenses, fee interests, rights of-way, permits, authorizations and other rights necessary and requisite to enable Fidelity to provide the WAN Services (including the WAN Facilities) to Customer (collectively, the "Required Rights"). If Fidelity fails to obtain and/or cause to remain effective throughout the Term of this Agreement all Required Rights for the route, either party may terminate this Agreement with respect to the affected Customer locations upon written notice; provided, however, Fidelity shall provide Customer as much advance notice as reasonably practicable under the circumstances and shall use all commercially reasonable efforts to maintain all then-existing WAN Services for up to twelve (12) months to permit Customer to orderly transition to an alternative provider or another Fidelity-provided solution. In event of termination, any fees shall, as of the date of termination, abate pro-rata based on the number of terminated locations.

(c) *DISCLAIMER.* EXCEPT FOR THE REPRESENTATIONS AND WARRANTIES EXPRESSLY SET FORTH ABOVE, THE WAN SERVICES (INCLUDING THE WAN FACILITIES) ARE PROVIDED "AS IS" AND WITH ALL FAULTS, WITHOUT REPRESENTATIONS OR WARRANTIES OF ANY KIND, EXPRESS OR IMPLIED, AND ALL USE OF THE WAN SERVICES (INCLUDING THE WAN FACILITIES) IS AT CUSTOMER'S OWN RISK. WITHOUT LIMITING THE FOREGOING, TO THE MAXIMUM EXTENT PERMITTED UNDER APPLICABLE LAW, FIDELITY HEREBY DISCLAIMS ANY IMPLIED OR STATUTORY WARRANTIES OF MERCHANTABILITY, FITNESS FOR A PARTICULAR PURPOSE, TITLE, NON-INFRINGEMENT, ACCURACY, RESULTS, OR EFFORTS. FIDELITY DOES NOT WARRANT THAT THE WAN SERVICES (INCLUDING THE WAN FACILITIES) WILL OPERATE UNINTERRUPTED, ERROR-FREE, OR VIRUS-FREE, OR MEET CUSTOMER'S BUSINESS, TECHNICAL OR OTHER REQUIREMENTS. CUSTOMER IS SOLELY RESPONSIBLE FOR THE SECURITY AND INTEGRITY OF ITS SYSTEMS, NETWORKS, SOFTWARE AND DATA, AND FIDELITY ASSUMES NO RESPONSIBILITY OR LIABILITY IN CONNECTION THEREWITH. NO EMPLOYEE, AGENT, SALES REPRESENTATIVE, OR AUTHORIZED

SERVICE PROVIDER OF FIDELITY HAS AUTHORITY TO BIND FIDELITY TO ANY REPRESENTATIONS OR WARRANTIES, ORAL OR WRITTEN, AND CUSTOMER ACKNOWLEDGES THAT IT HAS NOT RELIED ON ANY REPRESENTATIONS OR WARRANTIES FOR THE SERVICES OTHER THAN THE WARRANTIES EXPRESSLY SET FORTH IN THIS AGREEMENT. NO DEFECT, UNFITNESS, OR OTHER CONDITION OF THE WAN SERVICES (INCLUDING THE WAN FACILITIES) SHALL RELIEVE THE CUSTOMER OF THE OBLIGATION TO PAY ANY CHARGES HEREUNDER OR TO PERFORM ANY OTHER OBLIGATIONS UNDER THIS AGREEMENT EXCEPT AS MAY BE PROVIDED IN THE SERVICE LEVEL AGREEMENT.

(d) *LIMITATIONS ON LIABILITY.* TO THE MAXIMUM EXTENT PERMITTED BY APPLICABLE LAW, (A) IN NO EVENT SHALL FIDELITY BE LIABLE FOR ANY INDIRECT, INCIDENTAL, EXEMPLARY, PUNITIVE, SPECIAL, CONSEQUENTIAL OR SIMILAR DAMAGES ARISING OUT OF OR RELATED TO THIS AGREEMENT, THE WAN SERVICES (INCLUDING THE WAN FACILITIES), OR THE RECEIPT OR USE THEREOF BY CUSTOMER, INCLUDING ANY LOSS OF BUSINESS, PROFITS, OR REVENUE, ANY BUSINESS INTERRUPTION OR DOWNTIME, OR OTHER COMMERCIAL DAMAGES, AND (B) THE TOTAL CUMULATIVE LIABILITY OF FIDELITY ARISING OUT OF AND RELATED TO THIS AGREEMENT, THE WAN SERVICES (INCLUDING THE WAN FACILITIES), AND THE RECEIPT AND USE THEREOF BY CUSTOMER SHALL NOT, REGARDLESS OF THE NUMBER OF INCIDENTS OR CAUSES GIVING RISE TO ANY SUCH LIABILITY, EXCEED THE FEES PAID BY CUSTOMER TO FIDELITY UNDER THIS AGREEMENT IN THE TWELVE (12) MONTHS PRIOR TO THE ACCRUAL OF THE FIRST SUCH CLAIM. THE FOREGOING LIMITATIONS OF LIABILITY SHALL APPLY REGARDLESS OF THE CAUSE OF ACTION OR BASIS OF LIABILITY (WHETHER IN CONTRACT, TORT, STRICT LIABILITY, INDEMNITY, OR OTHERWISE), AND EVEN IF ADVISED OF THE POSSIBILITY OF SUCH DAMAGES; PROVIDED, HOWEVER, AND TO AVOID DOUBT, THE LIMITATIONS SHALL NOT APPLY TO FRAUD COMMITTED BY FIDELITY, OR PERSONAL INJURY OR DEATH DIRECTLY CAUSED BY FIDELITY'S NEGLIGENCE OR MISCONDUCT, WHERE LIABILITY FOR SUCH ACTIONS CANNOT BE LIMITED UNDER APPLICABLE LAW. NO ACTION TO ENFORCE ANY CLAIM ARISING OUT OF OR RELATED TO THIS AGREEMENT MAY BE BROUGHT BY CUSTOMER MORE THAN ONE (1) YEAR AFTER THE CLAIM ARISES. THESE LIMITATIONS ON LIABILITY ARE AN ESSENTIAL PART OF THIS AGREEMENT, AND SHALL BE VALID AND BINDING EVEN IF ANY REMEDY IS DEEMED TO FAIL OF ITS ESSENTIAL PURPOSE.

(e) *Alterations and Attachments.* Customer may not make any alterations or attachments to the WAN Facilities without Fidelity's prior written consent. Unless agreed to in writing by Fidelity, Fidelity has no maintenance or other obligations whatsoever with respect to any alterations or attachments made to the WAN Facilities by Customer. If Fidelity provides any maintenance or other services in respect of any such alterations or attachments, Fidelity will provide such services subject to its standard charges, terms, and conditions. Fidelity is not responsible for any malfunction, non-performance, or performances degradation of the WAN Facilities, or any inability of Fidelity to satisfy its obligations under this Agreement, caused by, or resulting directly or indirectly from, any alteration or attachment made to the WAN Facilities by Customer, or any other action by Customer. Customer is solely responsible for, and agrees to indemnify Fidelity against, all claims and damages caused by, or resulting directly or indirectly from, any alteration or attachment made to the WAN Facilities by Customer.

13. Indemnification by Customer. Customer agrees that it shall be responsible for and shall defend, indemnify, and hold harmless Fidelity and its third-party service providers, agents and suppliers (and their respective officers, employees, agents, contractors or representatives) (collectively, the "Fidelity Group") and shall reimburse the Fidelity Group for any damages, losses or expenses (including without limitation, reasonable attorney's fees and costs) incurred in connection with any claims, suits, judgments and causes of action arising out of (i) Customer's use of the WAN Services (including the WAN Facilities); (ii) violation or infringement of contractual rights, privacy, confidentiality, copyright, patent, trademark, trade secret, or other intellectual property and proprietary rights arising from Customer's

use of the WAN Services or any unauthorized equipment, software or system; and (iii) Customer's breach of any provision of this Agreement.

14. Insurance. Customer shall protect all WAN Facilities located at its locations against theft, loss, damage and destruction and shall bear all risk of loss while in its possession from any and all causes and hazards, without any excuse or defense based on accident, force majeure or other premise. Customer shall, at its expense, insure the WAN Facilities at its locations against all risks from every cause whatsoever for not less than the replacement cost thereof when new. Customer will cause such insurance policies (i) to name Fidelity as an additional insured, (ii) to be endorsed to require at least 30 days' notice to Fidelity prior to the effective date of any termination or cancellation of coverage, and (iii) to provide that in the event of any payment of any loss or damage thereunder, the insurers will have no rights of recovery against Fidelity. Upon request by Fidelity, Customer agrees to provide proof of insurance meeting the requirements of this Section.

15. Confidential Information. Each party acknowledges (i) that it will have access to confidential business information of the other party, (ii) that such information constitutes valuable, special, and unique property of the other party, and (iii) that no right or license is granted to such party with respect to such information, except as specifically set forth in this Agreement. Each party agrees that it will not at any time, in any manner whatsoever, whether directly or indirectly, disclose to any person or entity, or use or copy, any confidential information of the other party, except as required by law or as necessary for the performance or enforcement of this Agreement. For purposes of this Agreement, the term "confidential information" means all non-public and proprietary information of or concerning one party that is disclosed or made available to the other party (including its employees or other representatives), including, without limitation, except as may be permitted or required of Customer under the Arkansas Freedom of Information Act, the terms of and prices under this Agreement and any non-public information concerning a party's business, operations, plans, processes, products (including related manuals and support materials), systems, marketing information, diagnostics, specifications, know-how, personnel, patrons, students, or data of any kind. Each party will ensure that its employees and other representatives comply with the confidentiality obligations under this Agreement. Upon the request of other party, or upon the termination or expiration of this Agreement, each party agrees to return or destroy any confidential information of the other party in its possession. The parties acknowledge that remedies at law may be inadequate to protect against any actual or threatened breach of the confidentiality obligations under this Agreement, and, without prejudice to any other rights and remedies otherwise available, agree to the granting of injunctive relief without proof of actual damages. The parties acknowledge and agree that Customer is a political subdivision of the State of Arkansas within the meaning of, and is subject to, the Arkansas Freedom of Information Act of 1967 codified at A.C.A. § 25-19-101 *et seq.* ("FOIA"). The Parties agree that any provision of this Section that conflicts with the FOIA is ineffective. Customer does undertake to protect Confidential Information provided by Fidelity to the full extent permitted by the FOIA. Customer agrees to promptly notify Fidelity when Customer receives a request for disclosure related to Confidential Information described in this Agreement, and to cooperate to assert any appropriate protection or exemption from disclosure pursuant to the FOIA. The parties agree that this Section will survive the termination or expiration of this Agreement for any reason.

16. Miscellaneous.

(a) *Governing Law.* This Agreement shall be governed and interpreted for all purposes by the laws of the State of Arkansas, U.S.A., without reference to its conflict of laws principles. Venue for any claim arising from this agreement shall be in either the Saline County Circuit Court, or the Federal District Court for

the Eastern District of Arkansas. The United Nations Convention on Contracts for the International Sale of Goods shall not apply to this Agreement, and is hereby specifically excluded.

(b) *Binding Arbitration.* Any dispute, claim or controversy arising out of or related to this Agreement, any breach hereof, or the WAN Services (including the WAN Facilities) provided hereunder, including without limitation the validity, construction, or enforcement of this Agreement, whether between the parties or their respective affiliates, successors, or assigns, shall be finally resolved by binding arbitration administered by the American Arbitration Association (AAA) under its Commercial Arbitration Rules. The arbitration shall be conducted in the English language in Little Rock, Arkansas, U.S.A., before a single arbitrator experienced in telecommunications transactions and selected by mutual agreement of the parties from a list provided by AAA (provided, however, if the parties cannot reach agreement, the arbitrator shall be appointed by AAA). The arbitrator shall issue a protective order that maintains the confidentiality of the arbitration proceeding and otherwise adequately protects the confidential nature of each party's proprietary and confidential information, to the extent permitted by the Arkansas Freedom of Information Act. Unless otherwise awarded by the arbitrator as set forth below, each party shall bear its own arbitration costs (including attorneys' fees), and the parties shall equally bear the arbitrator's costs. The award of the arbitrator shall be accompanied by a statement of the reasons upon which the award is based. No award may provide a remedy beyond those permitted under this Agreement, and any award providing a remedy not permitted under this Agreement shall not be valid and shall be vacated. Subject to the prior sentence, judgment upon any award rendered by the arbitrator may be entered in any court of competent jurisdiction.

(c) *Exceptions to Arbitration.* In addition to or in lieu of pursuing a claim for arbitration, and as a limited exception to the general requirement for arbitration, a party may seek relief from the courts for the following specific matters: (i) an action for injunctive relief, if grounds therefor exist, may be commenced by either party against the other in the United States District Court for the Eastern District of Arkansas or the state courts of Saline County, Arkansas; and (ii) in the event Customer fails to pay any fees or charges due and owing under this Agreement, Fidelity may commence an action to recover such amounts in the United States District Court for the Eastern District of Arkansas or the state courts of Saline County, Arkansas, or any other court of competent jurisdiction. Each party irrevocably submits and waives any objections to the personal jurisdiction and venue of such courts, including any objection based on *forum non conveniens*. In any claim brought in a court of law, each party hereby waives, to the fullest extent allowed by law, any trial by jury.

(d) *Notices.* All notices under this Agreement shall be in writing, and shall be delivered either personally, by postage prepaid registered or certified airmail, return receipt requested, or by express courier service. Notices to Customer may be delivered by Fidelity to City of Bryant, Attn: Mayor; 210 S.W. 3rd Street, Bryant Arkansas 72022. Notices to Fidelity shall be directed to: Fidelity Communications, Attn: President; 64 N. Clark St., Sullivan, MO 63080, with a copy to Fidelity Communications, Attn: Chief Legal Officer at the same address. Either party may change its address for notices from time to time by providing written notice of such change to the other party in this manner.

(e) *Assignment.* Customer may not assign or otherwise transfer this Agreement, or any of its license or other rights hereunder, without the prior written consent and at the sole discretion of Fidelity. Any attempted assignment or transfer in violation of the foregoing shall be null and void from the beginning and without effect, except that such attempted assignment or transfer shall be a material breach of Customer's obligations under this Agreement. Fidelity may freely assign and delegate its obligations under this Agreement, including without limitation to affiliates, subcontractors, and/or a successor in

interest upon Fidelity's merger, acquisition, or similar corporate reorganization, or sale of all or substantially all of the business or assets to which this Agreement relates, or to any division of Fidelity, however, Fidelity will provide notice of such assignment or delegation to Customer no less than 30 days before such assignment or delegation.. This Agreement shall be binding on, and inure to the benefit of, the parties and their respective heirs, successors and permitted assigns.

(f) *Financing Arrangements.* Fidelity is permitted to enter into financing arrangements with regard to the WAN Facilities and Fidelity's other assets and operations (including an assignment of its proceeds, rights and interest under this Agreement, secured loans, leases, sales with lease-back, or leases with lease-back arrangements, purchase-money or vendor financing, conditional sales transactions, or other arrangements) with one or more financial institutions, vendors, suppliers or other financing sources.

(f) *Relationship; Third Party Beneficiaries.* The parties hereto are independent contractors. Nothing contained in this Agreement, express or implied, is intended or shall be construed to create any agency, employment, partnership, fiduciary or joint venture relationship, or give any third party any rights or remedies under or by reason of this Agreement; provided, however, that the disclaimers and limitations on liability of Fidelity and indemnities provided by Customer under this Agreement shall extend to Fidelity, its shareholders, directors, officers, employees, agents, affiliates, subcontractors, sales representatives, authorized service providers, and suppliers. All references to Fidelity in connection therewith shall be deemed to include the foregoing persons and entities, who shall be third party beneficiaries of such contractual disclaimers, limitations and indemnity obligations, and entitled to accept all benefits afforded thereby.

(g) *Force Majeure.* Under no circumstances shall Fidelity have any liability for any failure or delay in performance hereunder due to any of the following (each a "Force Majeure Event"): acts of God, fire, explosion, vandalism, fiber optic cable cut, acts of nature, power outages, storms or other similar catastrophes; any law, order, regulation, direction, action or request of any federal, state, local or foreign government, or of any department, agency, commission, court, bureau, corporation or other instrumentality thereof, or of any civil or military authority; national emergencies, insurrections, riots, wars, or strikes, lock-outs, work stoppages or other labor difficulties; the failure or delay of any utility, railroad, local exchange carrier, municipality, political subdivision or other party in granting access to rights of way, poles, conduit or any other required items needed for the installation or operation of the WAN Facilities; actions or inactions of a third party provider, operator or supplier of facilities employed in provision of the WAN Services; or any other conditions or circumstances beyond the reasonable control of Fidelity, including those which impede or affect the WAN Services or the transmission of telecommunications services.

(h) *Publicity; Press Releases.* Customer shall not, without the prior written consent of Fidelity in each instance disclose the terms of this Agreement to any third-party other than its lenders, legal, financial and other advisors under a duty of confidentiality, as may be required under applicable law, or as may be required in order to enforce its rights hereunder in a court of competent jurisdiction. At the request of Fidelity, Customer agrees to jointly issue a press release with Fidelity concerning this Agreement. Additionally, Fidelity shall have the right to publicize that Customer is a customer of Fidelity, and to include such information on its web site and in its promotional and marketing materials, only upon approval of such by Customer which shall not be unreasonably withheld.

(h) *Attorneys' Fees and Costs.* In any action, suit or proceeding (including arbitration) to enforce this Agreement, the prevailing party may be entitled to recover from the other party its reasonable

attorneys' fees and costs incurred in connection therewith, in addition to any other relief that it may receive.

(i) *Severability; Construction.* If any provision of this Agreement is determined to be invalid or unenforceable under applicable law, the provision shall be amended and interpreted by a court of competent jurisdiction to accomplish the objectives of such provision to the greatest extent possible under applicable law, and the remaining provisions of this Agreement shall continue in full force and effect, to the extent permitted by Arkansas Law. The captions and section headings in this Agreement are for reference purposes only and shall not affect the meaning or interpretation of this Agreement. The term "including" as used in this Agreement means "including without limitation." The terms "herein", "hereof", "hereunder", and similar words refer to this Agreement as a whole, rather than to any particular section.

(j) *Inapplicability of Arkansas Const. of 1874 Amend. 78, §2.* The parties acknowledge and agree that this Agreement is for the provision of telecommunications services and not the short term financing or lease of real or personal property; accordingly, Arkansas Constitution of 1874 Amendment 78, §2 and any similar statute, constitutional provision, rule or regulation is not applicable to this Agreement.

(k) *Entire Agreement.* This Agreement sets forth the entire agreement of the parties with regard to the subject matter hereof, and supersedes all prior and contemporaneous proposals, negotiations, correspondence and agreements, written or oral, including any and all documents exchanged between the parties in any competitive bidding process. No representation, promise, inducement or statement of intention has been made by either party which is not embodied herein. Any additional or conflicting terms proposed by Customer in any purchase order, request for proposal, acknowledgement, or other writing shall not be binding on Fidelity, and are hereby objected to and expressly rejected. The parties specifically acknowledge there are no unwritten side agreements or oral agreements regarding the subject matter hereof which alter, amend, modify or supplement this Agreement. This Agreement may be amended only by a written instrument executed by a duly authorized representative of Fidelity. No breach or obligation of a party shall be waived by any act, omission or knowledge of a party, except by an instrument in writing expressly waiving such breach or obligation and signed by a duly authorized representative of the waiving party. Any waiver on one occasion shall not constitute a waiver on subsequent occasions. This Agreement, and any amendment hereto or waiver hereof, may be signed in counterparts, each of which shall constitute an original, and all of which together shall constitute one and the same instrument. Any signature may be delivered by facsimile or via email (e.g., in PDF format), which shall have the same effect as an original signature.

IN WITNESS WHEREOF, the parties, intending to be legally bound, have executed this Agreement as of the Effective Date by the undersigned duly authorized representatives.

THIS AGREEMENT CONTAINS A BINDING ARBITRATION PROVISION THAT IS ENFORCEABLE BY THE PARTIES.

CoBridge Communications, LLC d/b/a Fidelity City of Bryant, Arkansas
Communications ("Customer")
("Fidelity")

Sign: _____

Name: _____

Title: _____
Duly Authorized

Date: _____

Sign: _____

Name: _____

Title: _____
Duly Authorized

Date: _____

Address for Notices:

__ City of Bryant _____

__ Attn: Office of the Mayor

__ 210 S. W. 3rd Street, Bryant AR
72022 _____

Exhibit 1

WAN Services

WAN Services

- Ten Gigabits per second (10 Gbps) Ethernet bandwidth capacity on the network “backbone” connecting the following Customer locations, using OSPF protocols, designed in a “ring/folded ring” configuration. Fiber handoffs at each building location will be in the capacity set forth below.

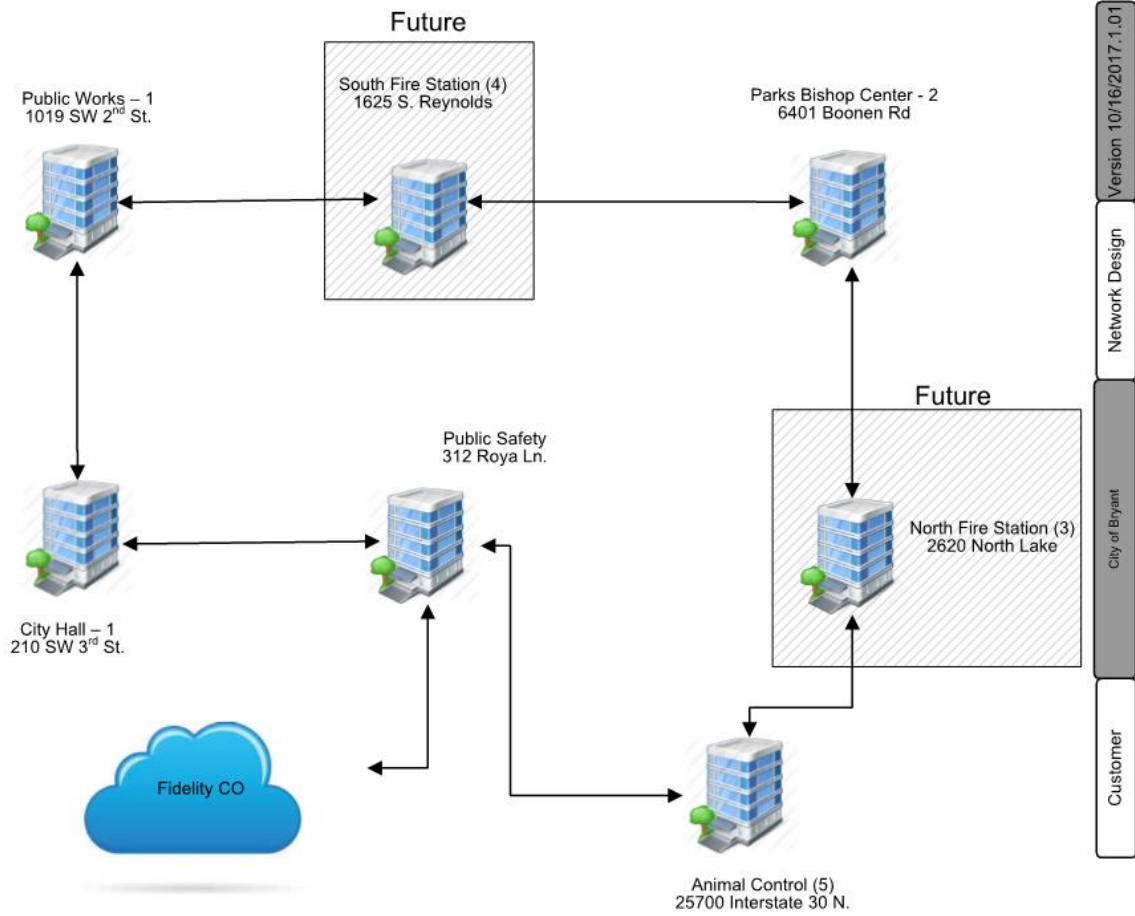
Location	Address	City	State	Zip	Handoff
Public Safety	312 Roya Ln.	Bryant	AR	72015	10 Gbps
City Hall	210 SW 3 rd St.	Bryant	AR	72002	10 Gbps
Public Works	1019 SW 2 nd St.	Bryant	AR	72015	10 Gbps
Parks – Bishop Center	6401 Boone Rd.	Bryant	AR	72002	10 Gbps
North Fire Station	2620 North Lake	Bryant	AR	72015	10 Gbps
South Fire Station	1625 S. Reynolds	Bryant	AR	72002	10 Gbps
Animal Control	25700 Interstate 30 N.	Bryant	AR	72015	10 Gbps

- Remote network monitoring via a Fidelity-supplied Cisco ASA device, which, more specifically, shall consist solely of monitoring SMTP traffic (connectivity) between the Customer locations (e.g., to determine if there is any fiber cut or other fiber-related problem). Such monitoring shall be limited to monitoring for network connectivity only (whether links are in active status, with traffic being exchanged between locations), and shall not extend to monitoring network performance, throughput, or other characteristics.

WAN Facilities

- Fidelity will provide the equipment described below in the Logical Network Diagram at each corresponding Customer location. Connectivity at each location is via fiber handoff.
- Fidelity will provide two (2) lit single-mode fiber optic cable strands between Customer locations based on final engineered designs. Fidelity will construct such fiber optic network in a “ring/folded ring” topology, with a single building entrance at each Customer location. The Preliminary Route Design is set forth below, and is subject to change based on engineering, permitting and other factors.
- A Cisco 4948e will be installed at each location. Each Cisco 4948e will contain the required optics for the backbone and fiber hand-off connections. Customer shall be solely responsible for obtaining and maintaining all other network hardware, and for managing Customer’s network traffic and communications over the network, including establishing and maintaining its network routing, configurations, VLANs, firewalls, security and other network infrastructure.
- The Preliminary Route Design is set forth below, and is subject to change based on engineering, permitting and other factors.

Logical Network Diagram



Preliminary Route Design

**The below route is subject to change.

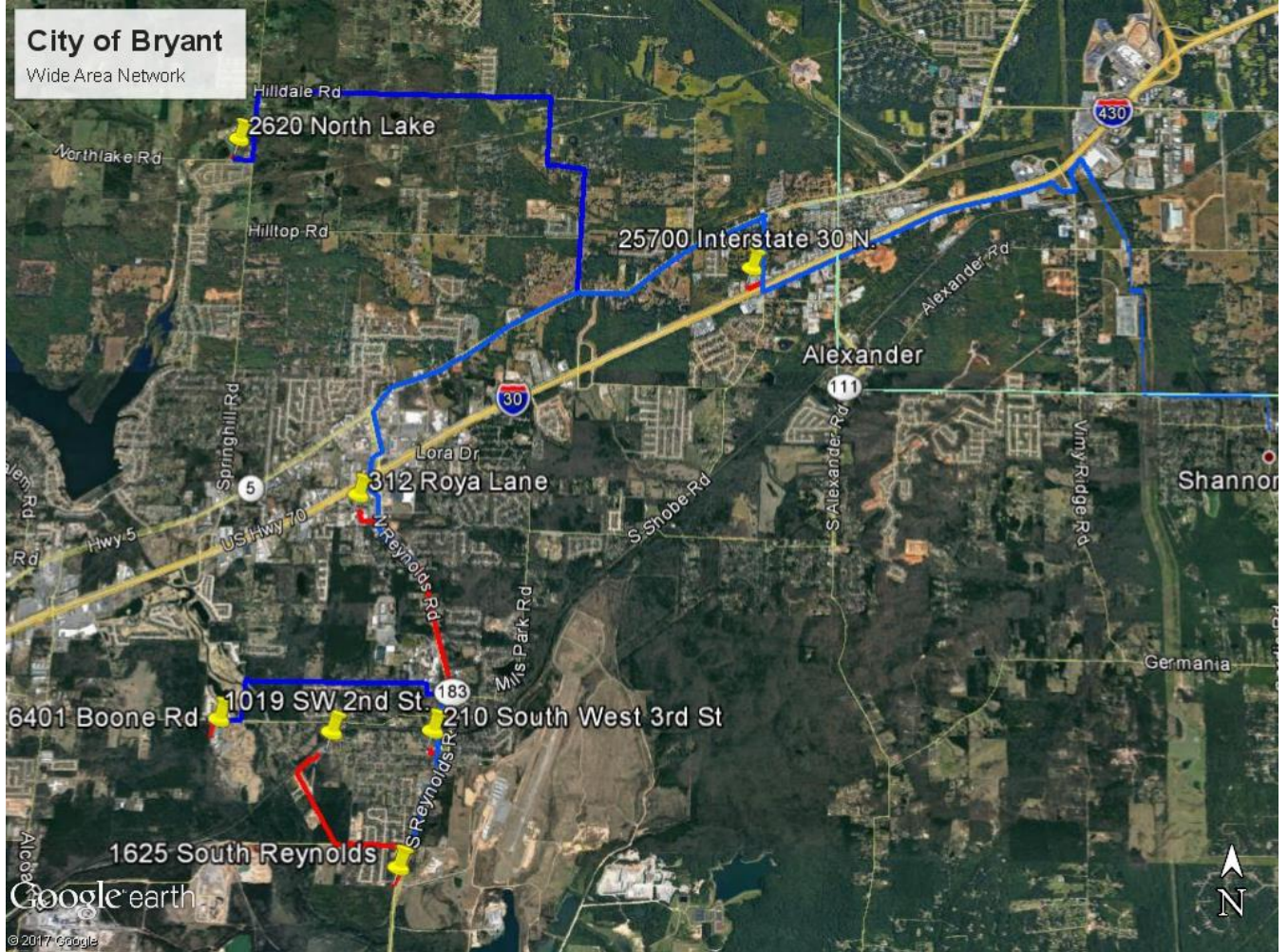


Exhibit 2
Installation Timeline

Fidelity anticipates delivering the WAN Services approximately four (4) months after acquisition of all necessary permits, licenses, pole attachment agreements, and rights-of-way to complete the fiber construction.

Exhibit 3

Fees

Installation or Other Up-Front Fees

A non-recurring charge of Zero Dollars (\$0) due upon the execution of this Agreement.

Monthly Fees

In consideration of the WAN Services (including the WAN Facilities) provided at each of the Locations, Customer shall, for each month of the Term, make the total monthly payments in the amount of two thousand, eight hundred Dollars (\$2,800.00), payable in advance, beginning on the date of commencement of the WAN Services, as set forth in the Service Commencement Notice, and with monthly recurring payments each month thereafter. Fidelity will charge by segment as noted in the table below. Charges will commence upon installation of the service. Fidelity reserves the right to increase the Monthly Fee during any Renewal Term by serving written notice on Customer not less than ninety (90) days in advance; however, such increase shall not result in an increase in the Monthly Fee by greater than ten percent (10%) in any consecutive twelve- (12-) month period. Any proposed increase in monthly fee is grounds for customer to terminate this agreement, or to give notice of intent to continue service on a month to month basis with right of termination with ninety (90) days' notice to terminate at anytime thereafter.

Monthly pricing per segment:

WAN Segment 1 (PW – CH – PS - PKS)	\$1,900
WAN Segment 2 (FS North)	\$300
WAN Segment 3 (FS South)	\$300
WAN Segment 4 (AC)	\$300

Other Fees

All applicable Taxes per Section 6(b) of this Agreement.

Exhibit 4

Fidelity Communications Service Level Exhibit

This Service Level Exhibit describes the support services and service level objectives provided by CoBridge Communications, LLC d/b/a Fidelity Communications (“Fidelity”) to customers who purchase WAN Services. All services are provided under and subject to the WAN Services Agreement.

SCOPE OF SUPPORT. Customers purchasing WAN Services may contact Fidelity with general questions and troubleshooting related to use and operation of the WAN Services (including the WAN Facilities).

CONTACTING TECHNICAL SUPPORT. Fidelity can be reached 24 x 7 for Severity Level 1 issues requiring immediate attention, and Monday through Friday from 8:00 a.m. to 6:00 p.m. Central Time for all other issues, in each case excluding observed holidays. The customer must appoint up to three (3) employees competent in use and operation of the WAN Services to place technical support queries.

Support Phone: (800) 392-8070 (or other designated phone number)

Level	Name/Title/Email	Contact Numbers
1st Level Escalation	Commercial Support	1-800-392-8070
2nd Level Escalation (2 Hours)	Kevin Sibona Kevin.Sibona@fidelitycommunications.com	Office: (573) 468-1220 Mobile: (573) 625-9079
3rd Level Escalation (4 Hours)	Ricky Cotner, Inside Plant Operations Manager Ricky.Cotner@fidelitycommunications.com	Office: (573) 468-1258 Mobile: (573) 205-4029
4th Level Escalation (6 Hours)	Jarrold Head, Director of Engineering Jarrod.Head@fidelitycommunications.com	Office: (573) 468-1047 Mobile: (573) 205-9060

CLASSIFICATION OF ISSUES. When reporting support issues, the customer should assign an initial severity based on the severity level classifications listed below, and provide a detailed description of the issue or support request. The initial assignment of severity may be raised or lowered by Fidelity, in its reasonable discretion, based on the information provided by the customer and/or subsequent diagnosis or remediation efforts, including the availability of a work-around.

Level	Description
1	A problem which renders the WAN Services inoperative, or severely degrades performance, and causes a critical and ongoing interruption to the customer’s operations.
2	A problem which materially degrades or disrupts the operation or use of the WAN Services, and causes significant but not critical ongoing or intermittent interruption to the customer’s operations.

3	A problem which causes the WAN Services not to function in accordance with the documentation, but does not cause a significant interruption to the customer's operations, or for which an acceptable work-around is readily available.
4	General questions, suggestions, and feedback pertaining to use and operation of the WAN Services, or requests for installation, training or other professional services outside the scope of support.

ESCALATION. Fidelity records and monitors support requests in its Customer Care System, and escalates issues through its technical support channels as necessary to diagnose and assist with the resolution of support issues. Most support activities are provided directly by Fidelity to the customer. Any issues requiring support by the OEM, including repair or replacement of equipment under warranty, are escalated by Fidelity and coordinated with the OEM. Fidelity uses commercially reasonable efforts to obtain prompt support from the OEM; however, Fidelity does not make any commitments with respect to an OEM's resolution of support issues, and is not responsible for any problems arising out of an OEM's failure or delay to provide or discontinuation of support. In the case of an outage involving multiple utilities (such as a damaged utility pole), the power and other providers generally have priority to restore utilities first, and safety concerns may delay resolution.

CUSTOMER RESPONSIBILITIES. Prior to contacting Fidelity for support, the customer is responsible for making a good faith effort to diagnose and remedy the problem, including review of available documentation, knowledge base, and support forums. The customer must make available all information requested by Fidelity in connection with the support issue, and provide Fidelity with access to customer personnel who are familiar with use and operation of the WAN Services. Without limiting the foregoing, the customer agrees to act as Fidelity's "remote hands and eyes," including without limitation by providing qualified personnel for trouble/fault isolation and resolution, testing and/or swapping defective cables, equipment or components, equipment reboot and troubleshooting, and visual reporting on status indicators. Fidelity shall not be liable for any delays in providing support resulting from the customer's delay or refusal to provide such assistance.

INITIAL RESPONSE; STATUS UPDATES. Fidelity shall use commercially reasonable efforts to provide an initial response and status updates for each support issue within the timeframes indicated in the chart below, as measured from the time the customer initiates the support request (if initiated by the customer) or the time that Fidelity discovers or confirms the support issue (if initiated by Fidelity). The initial response shall include: (a) classification of the support issue by severity level; (b) if Fidelity's classification differs from that provided by the customer, the reasons therefor; and (c) Fidelity's then-current action plan and good faith estimate of the timetable for resolving the support issue.

Severity Level	Initial Response	Status Updates
1	1 hour	Every 2 hours prior to correction
2	2 standard support hours	Every standard support day prior to correction
3	1 standard support day	As necessary or upon request by customer
4	2 standard support days	As necessary or upon request by customer

REMOTE ACCESS. Certain support issues may require remote access to customer's systems to facilitate troubleshooting and problem resolution. Fidelity will comply with any remote access security requirements of customer that are communicated to it in writing. Customer may refuse or limit remote access where customer believes that such access poses a security risk, in which case, the parties shall cooperate in good faith to enable support by alternative means. Fidelity shall not be liable for any delays in providing support resulting from the customer's delay or refusal to provide remote access.

EXCLUSIONS. Support does not include, and Fidelity shall have no responsibility for: (a) problems caused by misuse, neglect or abuse of the WAN Services, including an improper operating environment for the equipment; (b) problems external to the WAN Services, including but not limited to customer's network, optronics, firewall, systems, or other hardware, software, or data; (c) set-up or configuration of network security, authentication, or encryption; (d) back-up, replication, or recovery of files or data; (e) on-site support services, unless separately purchased by the customer; (f) installation of software patches or updates; (g) problems with WAN Facilities that are excluded from support by the OEM; or (h) force majeure events or other events outside the reasonable control of Fidelity, provided, however, support does include any fiber-related issues (e.g., fiber cuts) even if caused by a force majeure event. Fidelity reserves the right to charge for time spent on customer support requests not covered by Fidelity support, and for any time spent on issues attributable to the negligence or misconduct of Customer or persons acting for the benefit of, or under the direction or control of, Customer.

ADDITIONAL SERVICES. Fidelity offers installation, training, customization, configuration, on-site support, and other professional services for the WAN Services upon request, and subject to availability. The scope for larger work requests will be detailed in a quote, work order, or similar document for the customer's review. Smaller work requests may be performed by Fidelity based on email or other written authorization from the customer.

Fidelity Communications

Dedicated Internet Access Service Level Agreement

This Service Level Agreement ("SLA") is dated as of _____, _____, between CoBridge Broadband, LLC d/b/a Fidelity Communications ("Fidelity") and _____ ("Customer")

Recitals:

- A. Customer has entered into an agreement ("Agreement") with Fidelity whereby Fidelity is providing Customer with the following dedicated internet access services: _____ (the "Service").
- B. Fidelity has agreed to provide certain services level credits for the Service, as set forth in this SLA.

Now, therefore, the parties agree that during the period Customer is using the Service, the following services levels shall apply:

1. Service Availability Guarantee

Performance Standard: Fidelity's goal is Service availability to Customer at least 99.99% or greater as averaged over a calendar month, that is, no more than Four (4) minutes of unscheduled downtime per month. This guarantee is valid between Fidelity's provided demarcation at the Customer's location (MPOE) to Fidelity's connection at the Fidelity's Point of Presence (POP) or central office location. This Service availability guarantee includes the local access circuit (e.g. local loop). "Scheduled Outages" (meaning (i) Service outages for which Fidelity has provided Customer with reasonable advance notice of downtime, whether regularly scheduled, or on an emergency basis for reasons beyond Fidelity's reasonable control and (ii) Service outages during Fidelity's standard maintenance window, whether or not advance notice has been provided) shall be excluded from this guarantee. Notice of Scheduled Outages may be provided electronically. Upon request by Customer, Fidelity shall provide Customer with a report regarding the reasons for any outage within a reasonable period after such request, to the extent the reasons have not already been communicated to Customer.

Remedy: If the Service availability guarantee is not met for a calendar month, Customer's sole and exclusive remedy will be a service level credit ("SLA Credit") of 1/30th of the monthly recurring charge (MRC) for each 60 minutes of outage which is not a Scheduled Outage in excess of Four (4) minutes in a calendar month, provided that in no event shall the MRC be reduced in the aggregate (together with all other SLA Credits) by more than 50%. To receive the SLA Credit if this SLA has not been met, Customer must request SLA Credit within 10 days from the date the SLA was not met.

2. Technical Support

Performance Standard: Fidelity shall dedicate at least two (2) technical support persons dedicated to the support and maintenance of the Service as provided by Fidelity to its customers.

Fidelity shall respond to calls for assistance from Customer within 30 minutes from the time received if placed by Customer Monday – Friday between 7:30 AM and 6:00 PM (excluding Bank holidays) and Saturdays 7:30 AM – 12:00 PM (excluding Bank holidays). At all other times, Fidelity shall respond to calls for assistance from Customer within 2 hours from the time received.

Remedy: If the Service level response times are not met, Customer shall receive a SLA Credit of 1/30th of the MRC monthly recurring charge (MRC) for each 60 minutes Fidelity's response is late provided that in no event shall the MRC be reduced in the aggregate (together with all other SLA Credits) by more than 50%. To receive credit if this SLA has not been met, Customer must request SLA credit within 10 days from the date the SLA was not met.

SLA Exclusions

Fidelity shall be excused for periods during which an applicable Service level is not met, in whole or in part, as a result of one or more the following causes:

- Any act or omission on the part of the Customer, any third party contractor or vendor, or any other entity over which the Customer exercises control or has the right to exercise control.
- The Customer's applications, equipment, or facilities.
- Fidelity's or the Customer's Scheduled Outages.
- Any event or occurrence that results in "No Trouble Found" resolution.
- Force Majeure event beyond the reasonable control of Fidelity including, but not limited to, acts of God, natural disasters, cable cuts, government acts and regulation, and national emergency.
- Unscheduled outages associated with new installations or users.
- Interruptions associated with any act or omission on the part of the Customer or a third party, including, but not limited to, any third-party telecommunications carrier, or an interruption where the Customer elects not to release the service for testing and repair and continues to use it on an impaired basis.
- Interruptions during any period when Fidelity or its agents are not allowed access to the Customer premises where affected access lines are terminated.

FIDELITY COMMUNICATIONS

By: _____

Printed Name: _____

Title: _____

Date: _____

CUSTOMER

By: _____

Printed Name: _____

Title: _____

Date: _____



Fidelity Communications Contract for Service

This contract made this day, _____, 2017, between the service-providing entity identified for each applicable service as set forth in the below chart (with respect to such service, "Fidelity") and City of Bryant ("Customer") is as follows:

Fidelity agrees to install the following service(s):

Service	Contract Term (months) commencing on service start date	Quantity	Total Monthly Recurring Charges	Non-Recurring Charges	Fidelity Service-Providing Entity
Dedicated High Speed Internet Access (HSIA) - HSIA ETHER: 500/500MBPS	60 months	1	\$1,800.00	\$0.00	CoBridge Broadband, LLC d/b/a Fidelity Communications

- This contract is effective on the date hereof and remains in effect with respect to each applicable service for the minimum contract term as shown above, commencing upon following installation of the services, and thereafter until terminated.
- Customer agrees to accept and pay for such service and equipment and for any additional service and equipment or modifications thereof as may later be agreed upon to be installed at the rates established by Fidelity and stated above. Customer further agrees to the rules and regulations set forth in this contract and to any change in the rules, regulations, or rates for the service furnished hereunder, with Fidelity providing at least 90 days' notice of any changes being provided to Customer. In the event of changes proposed by Fidelity, Customer has the absolute right to reject such proposed changes, and to cancel this agreement without penalty.
- In the event this contract is terminated by action of customer prior to the completion of installation of the equipment, facilities and services covered by this contract or additions to or modifications thereof, customer agrees to pay Fidelity either the costs incurred by Fidelity in connection with the engineering, manufacturing, or installing of said equipment, facilities or services as set forth in the tariffs of Fidelity or this agreement, or the charges for the minimum period of the service ordered by the customer as provided in the tariffs of Fidelity or this agreement, plus the full amount of any termination charges applicable. Such charges shall be billed by Fidelity to customer and shall be paid within 90 days of receipt thereof.
- The terms and conditions of this contract are equally binding upon the parties named herein, their heirs, assigns, and successors in interest.
- 30-Day Satisfaction Guarantee.** In the event Customer is dissatisfied due to lack of performance of the Service during the first thirty (30) days following installation, Customer may terminate such service for convenience upon notice to Fidelity and return of all equipment within such thirty (30) day period, without further liability or obligation (including without limitation any early termination fee, activation charge or other non-recurring charge), subject only to payment of all monthly recurring charges for Services rendered through the effective date of termination, and all applicable charges for lost or damaged equipment.

Customer Name: City of Bryant

Customer Service Address: 312 Roya Ln. Bryant, AR 72022

Customer Billing Address: Bryant, AR

Customer Requested Install Date: _____

Service Request Acknowledged for
Each Service-Providing Entity

Service Requested for
Named Above Aforementioned Customer

By: _____

Name: Holly Bryant

Title: Director of Sales

Date: _____

Signature: _____

Name: _____

Title: _____

Date: _____

TERMS AND CONDITIONS FOR SERVICE

1. Payment

- a) Nonrecurring charges, including any agreed upon installation or construction costs, will be invoiced on the first billing cycle. Recurring charges shall be due within thirty (30) days of the date of the invoice; billing shall commence upon installation. Any amount not received by the due date shown on invoicing will be subject to Fidelity's standard late charge of \$9.50 per month.
- b) Customer agrees to pay any sales, use, gross receipts, excise, access, bypass or other local, state, and Federal Taxes or charges, imposed on or based upon the provision, sales or use of the Services provided. Taxes will be separately stated on Customer's invoice.
- c) Fidelity reserves the right to modify the services and rates set forth herein and agrees to provide Customer at least ninety (90) days' notice, but no more than one hundred twenty (120) days' notice to City of Bryant, Attn: Office of Mayor NOTICE OF RATE CHANGE, 210 S.W. 3rd Street, Bryant, AR 72022. Customer. In the event any such modification has a materially adverse impact upon Customer,, materially adverse impact includes without limitation, any change to rates charged by Fidelity to Customer, however described or defined, and if Fidelity does not effect revisions that remedy such impact within 30 days after written notice from Customer, then Customer may, as its sole remedy, terminate the affected service(s) without any early termination liability provided that Customer serves a written notice of termination on Fidelity not more than 90 days following the date Fidelity implemented the modification.
- d) To dispute a charge on an invoice, Customer must, within sixty (60) days after the date of the invoice, provide to Fidelity a full written explanation of the basis for the dispute. Charges not disputed within such sixty (60) day period shall be deemed conclusively correct and binding upon Customer. Notwithstanding the foregoing, Customer shall not withhold payment of a charge subject to a good faith dispute unless: (a) Customer submits the billing dispute within sixty (60) days after the date of the invoice; (b) Customer timely pays the undisputed portion of all charges; and (c) Customer cooperates with Fidelity's efforts to investigate and resolve the dispute. If Fidelity determines a disputed charge was billed in error, Fidelity shall issue a credit to reverse the amount incorrectly billed. If Fidelity determines a disputed charge was billed correctly, payment shall be due from Customer upon the earlier of the due date of Customer's next invoice from Fidelity or within ten (10) days after Fidelity advises Customer such disputed amounts are correct and valid.

2. Use

Customer may use the Service for any lawful purpose for which it is intended, provided that Customer will not use the Service so as to interfere with or impair service or over any of the facilities and associated equipment comprising the Fidelity fiber optic cable network and associated equipment, or to impair the privacy of any communications over the fiber optic facilities and associated equipment of Fidelity. Customer agrees to abide by Fidelity's Acceptable Use Policy as updated from time to time, a copy of which is available at <http://www.fidelitycommunications.com/legal/aup>. Customer is expressly prohibited from any resale or subdistribution of the Service(s), in whole or in part, to any third party. Such prohibition includes without limitation granting any third access to the Services, or using the Services to provide other services similar to or in competition with Fidelity.

3. Service Date: Term

- a) Fidelity shall use reasonable effort to make Services available by estimated service date. Fidelity shall not be liable for any damages whatsoever resulting from delays in meeting any Service dates due to delays resulting from normal construction procedures. Such delays shall include, but not be limited to, delays in obtaining right-of-way approvals, and delays in actual construction work. If Customer is not ready to accept Fidelity's Services 30 days after the specified service date, Fidelity shall commence billing.
- b) After the term of this contract, if Customer has not given Fidelity 90 day's prior written notice of intent to disconnect, the Contract will be renewed on a month-to-month basis, and Customer may cancel this agreement with upon thirty (30 days' notice or Fidelity may then disconnect upon ninety (90)days' written notice.

4. Customer Responsibilities

- a) Access - Customer is responsible for arranging access to any of the rights of way, conduit and equipment space necessary to provide Service on the premises so that Fidelity authorized personnel, employees, or agents may install, repair, maintain, inspect, replace or remove any and all facilities and associated equipment provided by Fidelity. Fidelity shall also have the right to obtain access to its cable installed in Customer-provided conduit (if necessary) at any splice or junction box.
- b) Provision of Customer Premises Equipment Space, Conduit, and Electrical Power – Customer shall provide the necessary customer's premise equipment space, conduit, and electrical power required to terminate and maintain the facilities used to provide Service on all applicable premises without charge or cost to Fidelity. The space, conduit, and power must be made available to Fidelity on a timely basis. Customer shall be

TERMS AND CONDITIONS FOR SERVICE

responsible for ensuring that the equipment space and associated facilities, conduit and right of way which it is providing are a safe place to work and are protected against fire, theft, vandalism or other casualty and the use thereof complies with all applicable laws, rules and regulations and with all applicable leases or other contractual agreements.

- c) Government Authorizations – Customer shall be responsible to obtain and continue in effect all government authorizations necessary to permit Customer to receive Service and comply with its obligations under this contract.

5. Equipment

- a) Title – Customer agrees that all right, title and interest in all the fiber optic or other facilities and associated equipment provided by Fidelity hereunder shall, at all times, remain exclusive with Fidelity. Customer shall not create or permit to be created any liens or encumbrances relating to Customer's use of the Service or arising from the location of the equipment. Upon termination of Service, Fidelity shall remove its equipment and shall have the right, but not the obligation, to remove all other facilities from any applicable premises.
- b) Maintenance – Fidelity shall use reasonable efforts to maintain the Services in accordance with applicable performance standards therefore. There are no additional charges for Fidelity maintenance services. However, Fidelity shall have no responsibility for the maintenance and repair of facilities and equipment, which it does not furnish, and Fidelity may assess Customer its standard charge for false call outs.

6. Default

If customer (a) shall fail to pay any amount required under this Contract and such failure continues for ten (10) days after written notice to Customer that the same is due and payable, or (b) fail to comply with any material provision of this contract and such noncompliance continues for thirty (30) days after written notice to Customer thereof, then Fidelity, at its sole option, may elect to pursue one or more of the following courses of action: either 1) terminate this Contract whereupon in addition to all sums then due and payable, all future monthly and other charges thereunder or hereunder shall become immediately due and payable, 2) take appropriate action to enforce payment, including suspension of all or any part of the Service and/or 3) pursue any other remedies as may be provided at law or in equity.

7. Limitations of Liability

- a) Liability for Service Interruptions – To the extent that any party or portions of the Service is unavailable, interrupted, degraded, or otherwise unsatisfactory for any reason, Fidelity and Customer agree that Customer's sole and exclusive remedy shall be the credit allowances for interruptions as noted in the Dedicated Service Level Agreement. The Service is provided on an "as is", "as available" basis, without any representation or warranty whatsoever including but not limited to those of merchantability or fitness for a particular purpose.
- b) Liability for Damages to Property – Fidelity shall not be liable for any damage whatsoever to Property at any Customer premises resulting from installation, maintenance, repair or removal of equipment and associated wiring unless the damage is caused by Fidelity's negligence.
- c) Liability for Service and Equipment Not Provided by Fidelity – Fidelity shall not be liable for any damages whatsoever associated with Service, channels, or equipment which it does not furnish or for an act or omission of any entity furnishing to Customer facilities or equipment used for or with the Service.
- d) Liability of Force Majeure Events – Fidelity shall not be liable for any failure of performance or Service for reasons beyond its reasonable control including but not limited to casualty, act of God, wind, flood, tornado, storm, fire, explosion, vandalism, cable cuts, denial of service attack, governmental order, riot, insurrection, strike, lockout, condemnation, or loss of rights-of-way.
- e) Liability for Negligence or Fault of Customer – Fidelity shall not be liable for any interruptions or damages due to the fault of negligence of Customer or due to failure or malfunction of Customer-provided equipment or facilities.
- f) Liability Regarding Governmental Authorization – Fidelity shall use best efforts to obtain and keep in effect all government authorizations necessary, in order to provide Service under this Contract. Fidelity shall be entitled to take, and shall have no liability for, any action necessary including termination, to bring the Service into conformance with any governmental regulations or authorizations, and Customer shall fully cooperate in and take such action as may reasonably be requested by Fidelity as part of such compliance.
- g) No Special Damages; Overall Cap on Liability – In no event shall Fidelity be liable for special, consequential, exemplary, or punitive damages as a result of its performance or nonperformance of this Contract. THE TOTAL CUMULATIVE LIABILITY OF FIDELITY ARISING OUT OF AND RELATED TO THIS AGREEMENT, THE SERVICES, AND THE RECEIPT AND USE THEREOF BY CUSTOMER SHALL NOT, REGARDLESS OF THE NUMBER OF INCIDENTS

TERMS AND CONDITIONS FOR SERVICE

OR CAUSES GIVING RISE TO ANY SUCH LIABILITY, EXCEED THE FEES PAID BY CUSTOMER TO FIDELITY UNDER THIS AGREEMENT IN THE TWELVE (12) MONTHS PRIOR TO THE ACCRUAL OF THE FIRST SUCH CLAIM. THE FOREGOING LIMITATIONS OF LIABILITY SHALL APPLY REGARDLESS OF THE CAUSE OF ACTION OR BASIS OF LIABILITY (WHETHER IN CONTRACT, TORT, STRICT LIABILITY, INDEMNITY, OR OTHERWISE), AND EVEN IF ADVISED OF THE POSSIBILITY OF SUCH DAMAGES; PROVIDED, HOWEVER, AND TO AVOID DOUBT, THE LIMITATIONS SHALL NOT APPLY TO FRAUD COMMITTED BY FIDELITY, OR PERSONAL INJURY OR DEATH DIRECTLY CAUSED BY FIDELITY'S NEGLIGENCE OR MISCONDUCT, WHERE LIABILITY FOR SUCH ACTIONS CANNOT BE LIMITED UNDER APPLICABLE LAW.

h) Fraudulent Use of Services - Customer is responsible for all Service charges, even if incurred as the result of fraudulent or unauthorized use of Service, except Customer shall not be responsible for fraudulent or unauthorized use by Fidelity or its employees. In the event Fidelity discovers fraudulent or unauthorized use of Service being made (or reasonably believes such use is being made), Fidelity may take any action that Fidelity reasonably deems necessary to prevent such fraudulent or unauthorized use of Service, including without limitation, denying Services to particular telephone numbers or terminating Services to or from specific locations.

8. Termination

Fidelity may terminate this Contract without liability and Customers payment obligation will be apportioned if: a) the facilities used to provide Service are taken by exercise of condemnation or eminent domain; or b) the facilities shall, in Fidelity's judgment, be made inoperable and beyond economically or technologically feasible repair. c) Customer may terminate this Contract in whole or in part only by cancelling all or any portion of the facilities described herein by providing Fidelity thirty (30) day advance written notice of cancellation. In such case, Customer shall pay to Fidelity all charges for Facilities provided (without the right of set-off against non-refundable charges) through the effective date of such cancellation plus a cancellation charge equal to 100% of the remaining contract term.

9. Indemnification

Fidelity and its subsidiaries, affiliates, directors, officers, shareholders, employees, representatives, agents, attorneys, successors and assigns shall be indemnified, defended and held harmless by Customer against all claims, suits, proceedings expenses, losses, liabilities, or damages (collectively "Claim") arising from the use of

Service pursuant to this Contract, including without limitation: a) Claims of third parties, including patrons or customers of Customer, arising out of, resulting from, or related to the Service, b) Claims for libel, slander, invasion of privacy, or infringement of copyright arising from any communication using the Service, c) All other claims arising out of any act or omission of Customer, or customers or patrons of Customer, in connection with Services made available to Customer under the terms of this Contract. Customer agrees to defend Fidelity against any such claim and to pay, without limitation, all litigation costs, reasonable attorney fees and court costs, settlement payments, and any damaged awarded or resulting from any such claim.

10. Assignment

Neither party may assign or otherwise transfer this agreement, or any of its rights or obligations hereunder, without the prior written consent of the other party, such consent not to be unreasonably withheld; provided, however: (i) Fidelity may delegate its obligations under this agreement to its affiliates and subcontractors; and (ii) either party may assign this agreement to a successor in interest in connection with its merger, acquisition, corporate reorganization, or sale or transfer of all or substantially all of its business or assets to which this Contract relates. Any attempted assignment or transfer in violation of the foregoing shall be null and void from the beginning and of no effect.

11. Warranties

There are no agreements, warranties, or representation, expressed or implied whether in fact or by operation of law, statutory or otherwise, including warranties or merchantability and fitness for a particular purpose or use, except those expressly set forth herein.

12. Miscellaneous

This contract may be modified, waived or amended only by a written instrument signed by the party against which enforcement thereof is sought, shall be binding upon parties' respective successors and assigns and constitutes the entire agreement between Fidelity and Customer.

13. Regulatory Jurisdiction

In the event that provisions set forth in this Agreement are determined to be in violation of any rule, order decision, or tariff of any state or federal agency having regulatory jurisdiction of Fidelity, the terms of this Agreement shall be deemed to be modified to the extent permissible under such rule, order, decision or tariff.

14. Jurisdiction

The rights and obligations of the parties under this Contract shall be governed by and construed and

TERMS AND CONDITIONS FOR SERVICE

enforced in accordance with the laws of the State of Arkansas. .

15. Chronic Outage

As its sole remedy, Customer may elect to terminate a Service prior to the end of the Service Term without termination liability if, for reasons other than an Excused Outage, such Service experiences an Outage on three (3) or more separate occasions of more than twelve (12) hours each in any calendar month OR for more than twenty-four (24) hours in the aggregate in any calendar month. An "Outage" exists if the primary port is completely unable to send or receive traffic. An outage is an "Excused Outage" to the extent attributable, in whole or in part, to Customer's or a third party's acts or omissions, scheduled maintenance, a force majeure event or any other event beyond the control of Fidelity. The termination right must be exercised within 30 days of the events giving rise to it.

16. Counterparts; Facsimile

This Agreement and any amendment hereto may be signed in counterparts, each of which shall constitute an original and all of which together shall constitute one and the same instrument. Any signature may be delivered by facsimile or electronic PDF, which shall have the same effect as an original signature.

ORDINANCE NO 2018-_____

AN ORDINANCE PROVIDING FOR THE CITY OF BRYANT'S AWARD AND RECOGNITION PROGRAMS, SPECIFICALLY THE CHARLES BROADWAY COMMUNITY EXCELLENCE AWARD AND THE DEAN BOSWELL OUTSTANDING ACHIEVEMENT AWARD; AND FOR OTHER PURPOSES.

WHEREFORE, the City of Bryant wishes to institute an award programs to recognize citizens for various personal and professional achievements, and to recognize outstanding service to the City; and

WHEREFORE, policies are needed to ensure that the City's awards programs are administered in a fair and consistent manner.

NOW, THEREFORE, BE IT ORDAINED BY THE BRYANT CITY COUNCIL THAT :

This ordinance establishes, provides instruction, and implements the City of Bryant's Awards and Recognition Programs. It describes the policy and outlines procedures for conducting the Bryant Awards and Recognition Programs. The award programs consist of two categories: Category 1- the City Council/Mayor's Charles Broadway Community Excellence Award; and Category 2- the City Council/Mayor's Dean Boswell Outstanding Achievement Award.

1. Program Goal

The City of Bryant's awards and recognition programs are established to ensure outstanding citizens, groups, organizations, and companies of the City who inspire and represent the highest standards of conduct, contribute outstanding public service, show superior duty performance, and display impeccable integrity are recognized for their dedication, leadership, and commitment of service to the City of Bryant.

2. Policy and Eligibility Criteria

The City of Bryant's Award and Recognition Programs will consist of:

2.1 Category 1: The Charles Broadway Community Excellence Award:

This award recognizes any Bryant citizen, groups, organization or company whose contributions to Bryant best exemplify the highest ideals and positive leadership, and provides a long-lasting contribution to the quality of life for the people of Bryant. This award is meant to be restricted to recognize only those individuals who have clearly placed themselves above their peers in meritorious service, outstanding achievement, and lifelong commitment to the Bryant community. This award is not intended to be presented annually, and may be presented

posthumously. It will be presented at the Bryant Chamber of Commerce Winter Banquet unless voted on and approved otherwise by the City Council.

2.2 Category 2: The Dean Boswell Outstanding Achievement Award: This award recognizes any Bryant citizen, group, organization, or company who has provided a single specific act or accomplishment separate and distinct from the Charles Broadway Community Excellence Award, e.g. successfully completing important projects, reaching out to the community during times of natural disaster, or contributing to major milestones of the City. An outstanding achievement award covers a short period of time with distinct beginning and ending dates. This award may be presented at anytime, however, it is recommended that this award be presented during the annual Bryant Chamber of Commerce Winter Banquet.

2.3 The City's Awards Programs, as a whole, are intended to recognize and draw positive attention to those citizens who made exceptional contributions, while inspiring others to strive to achieve beyond the norm, setting an example on the value and merit of public service.

2.4 Nominees in all award categories must not have any record of unfavorable, illegal, immoral or otherwise discreditable conduct publicly or privately during the period for which the nomination is being submitted that may reflect in a unfavorable way upon the city, as determined solely by the awarding board.

3. Responsibilities and Nominations

3.1 The Mayor/Council Nominations for the Charles Broadway Community Excellence Award and the Dean Boswell Outstanding Achievement Award

3.1.1. Nominees must comply with Sections 2.1 and 2.2 above, respectively.

3.1.2. The Mayor will manage the Charles Broadway Community Excellence and Dean Boswell Outstanding Achievement Awards and recognitions process. In the absence of the Mayor, he/she may appoint a representative to perform this duty.

3.1.3. Nominations may be made by any current Bryant mayor or current council member.

3.1.4 The Mayor will serve as Board Chairman and brief the board members on the recognition process. In the absence of the Mayor, he or she may appoint a representative to perform this duty.

3.1.5 The mayor will oversee preparation and processing of the nomination packages.

3.1.6 The Mayor will notify board members of the date, time, and place of the board meeting.

3.1.7 The Mayor will provide board members copies of the nomination packages prior to the board meeting.

3.1.8 The Mayor will ensure the maintenance of a historical log of all award recipients. This log will include, but not be limited to: name of recipients(s), date of award, short description why award was presented and a copy of the nomination package and award certificate.

3.1.9 The Mayor and his/her designated representative will ensure the awards are presented at the Bryant Chamber of Commerce Winter Banquet, unless otherwise voted on or approved by the Board.

3.1.10 The Mayor and his/her designated representative will ensure the local news media is notified of the award and its presentation.

4. The Board Composition for the Charles Broadway Community Excellence Award and the Dean Boswell Outstanding Achievement Award:

4.1.1 Board Members will consist of the Mayor, an At Large position, and one person from each Ward within the City to comprise 6 members of the Board.

4.1.2 The Mayor will act as ex officio and chairman of the Board, and may cast votes only to pass an action, motion or for the approval of nomination for an award.

4.1.3 The Mayor shall nominate the At Large position, and that person should be selected from the following community leadership areas including but not limited to: Clergy, business, senior citizens and special non-profit group/organizations.

4.1.4 In addition, the Board will consist of (4) members representing each ward, each serving a four (4) year term. Wards 1,2,3, and 4 will each be represented by one (1) member. The one(1) Ward Member positions on the Board shall be identified as Ward Members.

4.1.5 Ward Members shall reside and live in the ward to which they are appointed.

4.1.6 Ward Members shall be nominated and appointed to the Board by the Mayor. To assist the Mayor in the appointment process, city alderman may provide names of potential candidate(s) to the Mayor for consideration and subsequent selection and recommendation for

nomination. Nominations for appointment shall be made by the Mayor. Upon nomination, the Mayor shall forward to the City Council the names of candidate(s) selected for appointment.

4.1.7 The terms of Ward Members, other than those initially appointed pursuant to this Ordinance, shall be for a period of four (4) years. Each Ward shall have one(1) member position. However, Ward Members who are initially appointed upon original enactment of this Ordinance will serve until December 31, 2021.

4.1.8 Whenever vacancies occur for any reason, at the next regularly-scheduled meeting after the occurrence of the vacancy, the Mayor and City Council shall implement the procedures set forth in Section 4.1.4. The Mayor shall appoint candidate(s) to fill vacancies within 30 days from when the vacancy occurs. If the Mayor fails to announce a nominee to fill a vacancy within 30 days, the Council shall appoint candidate(s) for the vacant position and complete the appointment and confirmation process at its next regularly scheduled meeting. Upon the Mayor's selection and subsequent appointment, the Mayor shall present each candidate to the Council at the next regularly scheduled Council Meeting.

4.1.9 Prior to the end of a the At Large position or Ward Member's designated term, the Mayor shall either announce his or her decision to reappoint the current Ward Member or declare an upcoming vacancy. If a vacancy is declared by the Mayor, the names of prospective candidates may then be submitted during the following 30-day period.

4.1.10 Ward Members who move or change their permanent residence/address within the city of Bryant shall notify the Mayor of their relocation and ineligibility to represent their former Ward, and shall be replaced within 30 days. Ward members may, however, continue to serve on the board for 30 days from the time they move, in order to allow for an orderly and timely selection and appointment process.

4.1.11 The Charles Broadway Community Excellence and Dean Boswell Outstanding Achievement Awards Board will convene in December prior to the Bryant Chambers Annual Winter Banquet.

5. Selection Board Proceedings

5.1 Charles Broadway Community Excellence Award and Dena Boswell Outstanding Community Achievement Awards:

5.1.1 The recipient(s) name will be held in confidence until release is made public by the Mayor.

5.1.2. Nominees must not have any unfavorable information during the periods for which the nomination is being submitted. The nominee must not have had any incidents of a discreditable nature that may reflect unfavorably upon the city, as determined solely by the awarding Board.

5.1.3 The Board will vote to approve/disapprove a nomination.

5.1.4 The Board shall regulate all business in a manner consistent with applicable city ordinances, regulations and will not regulate by policy letter or any other medium that can reasonably be construed as an attempt to legislate or circumvent this ordinance.

6. Award Recipients Certificates, Plaques, and Gifts

6.1 The Charles Broadway Community Award and Dean Boswell Outstanding Community Award recipient(s) will receive an 8”x 11” framed award certificate, a plaque and appropriate gifts, as allowed by Arkansas Law, as determined by the Board.

6.2 The Mayor may give special nominal gifts such as keys to the city, commemorative medallions or city coin, or other mementos, as deemed appropriate, and in compliance with Arkansas Law.

6.3 The Mayor, with assistance from Parks and Recreation Director will prominently display a city plaque in the Bryant Civic and Community Center, or as may be otherwise directed by City Council, depicting the award recipients for the awards in Sections 2.1 and 2.2.

7. Annual Awards Banquet Coordinator, Funding and Participation

7.1 The annual city awards will be given during the time of the Bryant Chamber of Commerce Winter Banquet.

7.2 The city may appropriate funds in its annual general budget as a separate budget line item for the awards and recognition programs, to the extent permissible by applicable law and subject to budgetary constraints. It will include, but not be limited to award certificate and plaque preparations and nominal gifts as approved by the Board and/or Council and as allowed by Arkansas Law.

7.3 The City encourages and desires other Bryant community groups to participate in and make presentations at the same time as Awards are given from this Ordinance, *e.g., Bryant Senior Center, Bryant Boys and Girls Club, Bryant Athletic Organizations, youth groups, and other special recognition groups, etc.*

8. Completion of Nomination Recommendations and Awards Log

8.1 The Charles Broadway Community Excellence Award and the Dean Boswell Outstanding Achievement Award Nominations formats are located in Attachment 1.

8.2 Sample of the Awards Certificates and Awards Presentation Logs are located at Attachment 3.

9. Severability

The provisions of this ordinance are separable and in the event that any section or part hereof shall be held to be invalid, such invalidity shall not affect the remainder of this ordinance. This ordinance once approved shall only be repealed by a two-thirds majority vote.

10. Ordinance Conflict

All ordinances and parts thereof in conflict herewith are hereby repealed to the extent of such conflict.

PASSED AND APPROVED this _____ day of December, 2017

Mayor Jill Dabbs

ATTEST:

Sue Ashcraft City Clerk

Attachment 1: Charles Broadway Community Excellence and Dean Boswell Outstanding Achievement Award Sample Nomination Form

The Charles Broadway Community Excellence Award and the Outstanding Achievement Award nomination format is as follows:

COMPLETING THE NOMINATION FORM

A1.1 Use 8" x 11" white bond paper to prepare the nomination. There will be a one(1) inch margin around the top, bottom, and the right and left hand margins. The narrative will not exceed two (2) typed-written pages. Nominations should include specific facts, achievements, and examples showing how the nominee is exceptional. Achievements should distinguish the nominee from his or her peers.

RESOLUTION NO. 2017-_____

**A RESOLUTION EXPRESSING THE WILLINGNESS OF THE CITY OF BRYANT TO UTILIZE
FEDERAL-AID SURFACE TRANSPORTATION ATTRIBUTABLE PROGRAM FUNDS**

WHEREAS, The City of Bryant understands Federal-aid Transportation Funds are available at 80% federal participation and 20% local match to construct a roundabout at the intersection of Bryant Parkway, Hilldale Road, and Hilltop Road, and

WHEREAS, The City of Bryant understands that Federal-aid Funds are available for this project on a reimbursable basis, requiring work to be accomplished and proof of payment prior to actual monetary reimbursement, and

WHEREAS, this project, using federal funding, will be open and available for use by the general public and maintained by the applicant for the life of the project.

WHEREAS, The City of Bryant obligates its matching funding from budgetary line item No. 080-0800-5828.

NOW, THEREFORE, BE IT RESOLVED BY THE CITY COUNCIL OF THE CITY OF BRYANT, ARKANSAS THAT:

SECTION I: The City of Bryant will participate in accordance with its designated responsibility, including maintenance of this project. It will provide its matching funding from budgetary line item No. 080-0800-5828.

SECTION II: Mayor Jill Dabbs is hereby authorized and directed to execute all appropriate agreements and contracts necessary to expedite the construction of the above stated project.

SECTION III: The City of Bryant through its City Council pledges its full support and hereby authorizes the City of Bryant to cooperate with Metroplan and the Arkansas State Highway and Transportation Department to initiate action to implement this project.

PASSED AND APPROVED this ___ day of _____, 2017.

APPROVED:

Jill Dabbs, Mayor

ATTEST:

APPROVED AS TO FORM:

Sue Ashcraft, City Clerk

Richard "Chris" Madison – Staff Attorney

<i>Permitted Uses</i>	<i>R-1</i>	<i>R-1.S</i>	<i>R-2</i>	<i>R-E</i>	<i>R-M</i>	<i>Special Provisions</i>
A. Residential						
Accessory Structures and Uses	P	P	P	P	P	
Single-Family Dwelling	P	P	P	P	P	
Two-Family Dwelling	P	X	X	X	CU	
Multi-Family Dwelling	X	X	X	X	X	
Mobile Home	X	X	X	X	X	
Manufactured Home	X	X	X	X	P	
Manufactured Home Park	X	X	X	X	CU	
Townhouse	X	X	X	X	X	
Model Home – Temporary (18 month limit)	P	P	P	P	X	
B. Commercial						
Bed & Breakfast	X	X	X	CU	X	
Child Care Center	CU	CU	CU	CU	CU	
Elder/Adult Care Center	CU	CU	CU	CU	CU	
Home Occupation	P	P	P	P	P	
Short Term Rental	CU	CU	CU	CU	CU	
C. Community Facilities and Public Utilities						
Cemetery	CU	CU	CU	P	CU	
Church or other place of worship	P	P	P	CU	P	
Community building, public	CU	CU	CU	CU	CU	
Public Utility Buildings/Facilities	CU	CU	CU	CU	CU	
Residential establishment for care of alcoholic, drug, or psychiatric patients	X	X	X	X	X	
Half-way House	X	X	X	X	X	
Hospital, health center, institution for aged or children, and extensions or additions to existing	CU	CU	CU	CU	CU	
Library	CU	CU	CU	CU	CU	
Nursing or rest home and extensions or additions to existing ones	CU	CU	CU	CU	CU	
Park or playground	CU	CU	CU	CU	CU	
School, public, parochial, or private non-profit	CU	CU	CU	CU	CU	
D. Agricultural						
Animal husbandry, dairying, and pasturage	X	X	X	CU	X	
Field crops, horticulture, or nursery truck gardening, but not including retail sales on the premises – Gardens under 2 acres are permitted in all districts	X	X	X	P	X	
E. Other						
Other similar uses, not specifically listed above	CU	CU	CU	CU	CU	

Section 17.26: Short Term Rental Units

Short Term Rental Units shall only be allowed within a single-family dwelling or Accessory Dwelling Unit.

LANGUAGE TO BE ADDED TO DEFINITIONS

Short Term Rental Unit: A single-family dwelling or accessory dwelling unit or any portion thereof occupied on short term basis for the purpose of temporary lodging.

17.26.1 Standards

- A. Owner Occupancy: The property owner must maintain permanent residence on the premises of the Short Term Rental Unit. Proof shall be established by verification of a homestead tax credit in the name of the applicant at the time of application and at the time of business license renewal.
- B. Business License: The property owner of the Short Term Rental Unit must obtain and maintain a business license from the City of Bryant.
- C. Maximum Occupancy: Occupancy shall be limited to two (2) guests per bedroom.
- D. Rental Time Limitation: Short term rental use shall be limited to no more than one hundred twenty (120) days per year (January to December), no more than thirty (30) days consecutively, and no more than once per day.
- E. Event and Commercial Use: Use of a Short Term Rental Unit shall be restricted to lodging only. Special event or commercial use such as for weddings or parties is prohibited.

ORDINANCE NUMBER 2018-_____

AN ORDINANCE AMENDING THE MASTER TRANSPORTATION PLAN, WALK, BIKE, DRIVE: BRYANT, TO INCLUDE A MASTER LIGHTING PLAN FOR THE CITY OF BRYANT.

WHEREAS, the City of Bryant established the master transportation plan, Walk, Bike, Drive: Bryant, under Ordinance 2017-3 dated March 28, 2017; and

WHEREAS, the Bryant Planning Commission has prepared new regulations to implement the needed additions to the master transportation plan; and

WHEREAS, the Planning Commission of the City of Bryant, Arkansas conducted a duly advertised public hearing concerning the proposed regulations, subsequent to which they referred the attached proposed regulation to the City Council for its adoption.

NOW, THEREFORE, BE IT ORDIANED BY THE CITY COUNCIL OF THE CITY OF BRYANT ARKANSAS:

Section 1. The City Council of the City of Bryant, hereby amends the master transportation plan, Walk, Bike, Drive: Bryant by including the attached Master Lighting Plan, which is referenced as a technical code amendment pursuant to A.C.A. 14-55-207; and the City Clerk is directed to maintain THREE COPIES in the Office of City Clerk for copying and inspection as may be needed from time to time by the public.

Section 2. That any ordinance or regulation that conflicts with this ordinance is hereby repealed to the extent of any conflict.

PASSED AND APPROVED this _____ day of _____, 2018.

Jill Dabbs, Mayor

ATTEST: Approved as to Form:

Sue Ashcraft, City Clerk

Richard Chris Madison, Staff Attorney

MASTER STREET LIGHTING PLAN



BRYANT
Arkansas

Adoption date: TBD

FOR REVIEW ONLY

INTRODUCTION

The City of Bryant’s Street Lighting Master Plan is a design guide with an overall goal to improve security, reduce light pollution, and improve quality of life within the City of Bryant. The design guidelines noted within this document are meant to be instructional for contractors, developers, engineers, utilities, and architects. The Master Street Lighting plan is to be used as a minimal standard for street lighting projects within the City of Bryant.

Bryant has pre-selected luminaires with the utility companies whom serve the city; Entergy and First Electric Cooperative. The pre-selected luminaires will be found on the Luminaire schedule provided on page 2. The contractor, developer, engineer, lighting designer, or architect utilizing this schedule for a project will be able to determine which utility company to use with the map provided on page 3. Developer is to determine which luminaire type is acceptable for the project by coordinating with the ‘Walk Bike Drive Master Transportation Plan’ of the City of Bryant. Once the street type is determined, a general lighting layout will be found on pages 5-40. While the Master Street Lighting Plan will provide the majority of the street lighting needs within the city, alternate luminaire layouts and luminaire types will be considered for approval if submitted to the City of Bryant Design Review Committee (DRC) prior to construction. The City of Bryant reserves the right to decline any alternate submissions.

The design guidelines in this Master Street Lighting Plan will improve visibility for security for drivers and pedestrians within the city. The Master Street Lighting Plan will also help the environment by encouraging the use of energy efficient lighting technology and reducing light pollution. The added benefit of these lighting standards is improved quality of life for the residents in the City of Bryant.

TABLE OF CONTENTS

INTRODUCTION AND TABLE OF CONTENTS1

LUMINAIRE SCHEDULE2

UTILITY ZONE MAP3

LIGHTING OVERVIEW4

MINOR ARTERIAL (MEDIAN, TRAIL, BIKE LANES) 5-12

COLLECTOR (MEDIAN, TRAIL, BIKE LANES) 13-20

URBAN COLLECTOR (BIKE LANES)..... 21-24

INDUSTRIAL COLLECTOR 25-26

LOCAL STREET (TRAIL, BIKE ROUTE, BIKE LANES, PARKING LANE) 27-36

RURAL LOCAL STREET 37-38

INTERSTATE 3039

TYPICAL STREET INTERSECTION.....40

COMMERCIAL PROPERTY REQUIREMENTS41

DARK SKY COMPLIANCE..... 42-43

POLE BASE DETAILS..... 44-45

LIGHTING CONTROLS46








ADDITIONAL REQUIREMENTS47

REFERENCES48

LUMINAIRE SCHEDULE

Each luminaire type has two catalog numbers specified. Each utility has a specified luminaire to utilize. In order to determine which catalog number is required for the project, first determine which utility company is at the project site. Alternate luminaires may be used on a project if they are submitted and approved by the City of Bryant Design Review Committee prior to construction. The Luminaire schedule shown on this page will be used in conjunction with the lighting layout overviews shown on pages 5-40. Lighting quantities and layouts shall be submitted to the Design Review Committee for review and approval prior to construction on all projects.

All luminaires must be wet location UL listed. LED technology shall be utilized to minimize energy consumption on all future installations. LED chipboards and drivers shall have a minimum lumen maintenance of 50,000 hours at 70% lifespan. The City of Bryant requires all luminaries be dark sky compliant. Alternate luminaires are allowed but must be submitted to the City of Bryant DRC for pre-approval. Alternate luminaires must be submitted with B.U.G. rating, TM-21, TM-79, and TM-80 reports for review and approval by Bryant Public Works Department. Refer to page 42 to learn more about B.U.G. ratings and dark sky compliance.

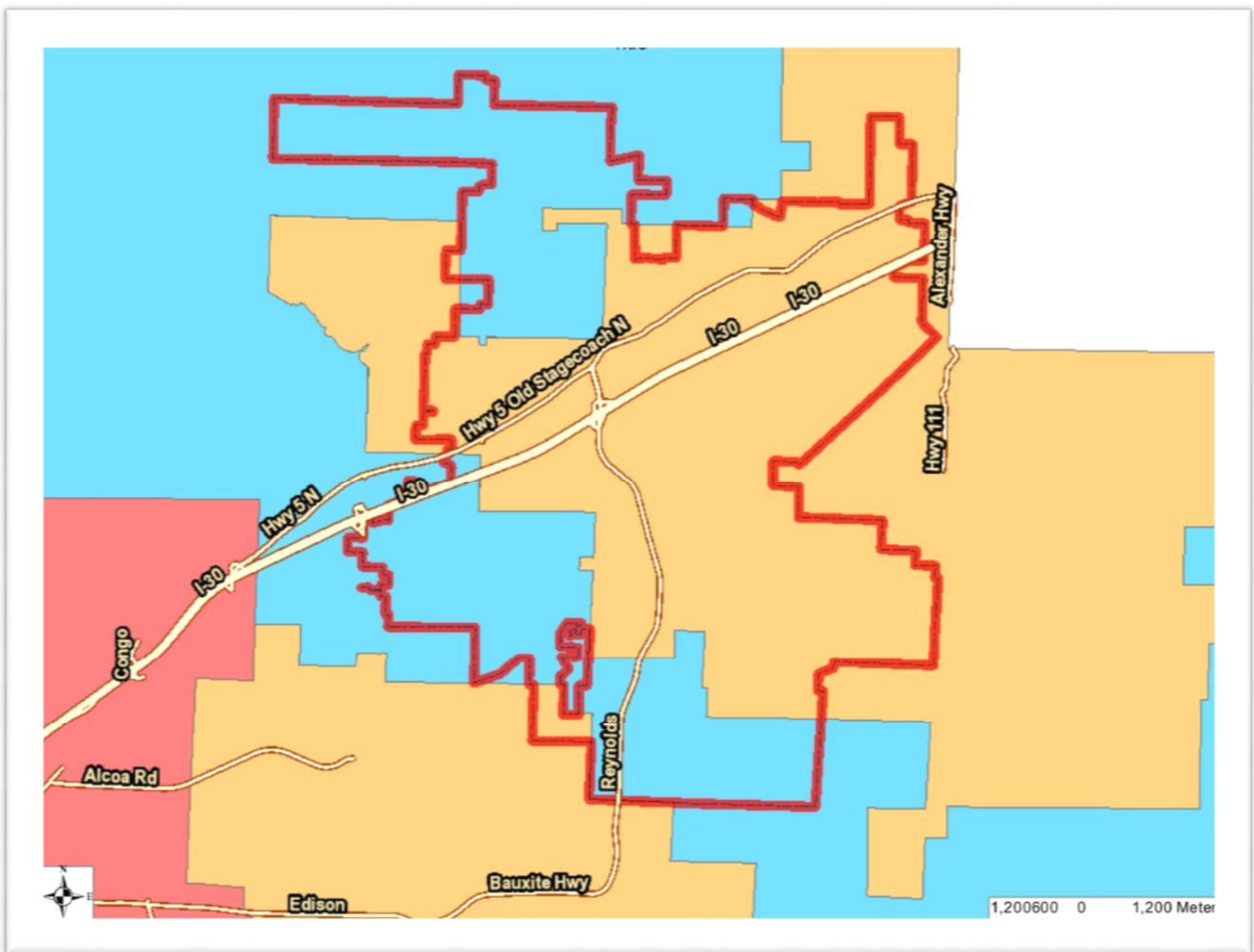
TYPE	UTILITY	PHOTO	CATALOG#	DESCRIPTION
A	ENTERGY		AEL# ATBS-H-D-MVOLT-R3-40K-P7	COBRA LIGHT, GRAY FINISH, MOUNT 30' HIGH ON POWER POLE OR HIGHER PER UTILITY REGULATION, TYPE III DISTRIBUTION
	1 ST ELEC		EVLUMA# AM-70-4K-3-D-S7-STD-6	
B	ENTERGY		LITHONIA# DSX2-LED-80C-40K-RFD193699-BLACK	ROADWAY LIGHT, BLACK FINISH, 30' BLACK POLE, TYPE V DISTRIBUTION
	1 ST ELEC			
C	ENTERGY		HOLOPHANE# AWDE2-P30-BK-5-N-RFD217381	DECORATIVE POST TOP LIGHT, BLACK FINISH, 20' POLE, TYPE V DISTRIBUTION
	1 ST ELEC		AEL # 245-100W-MVOLT-R5-GL-BK-UL-PC	
	1 ST ELEC		GE# SEMT-100-PMH-0-A-5-FG-MC5-BL	
D	ENTERGY		LITHONIA# DSX2-LED-100C-40K-RFD193701	INTERSTATE ROADWAY LIGHT, 40' POLE WITH BREAK AWAY BASE, TYPE IV DISTRIBUTION
	1 ST ELEC			

UTILITY ZONE MAP

The attached map on the next page is the City of Bryant. The red outline encompasses the outside edge of the City of Bryant. The tan areas within the map are Entergy’s zone for utility. The blue areas within the map are First Electric Cooperative’s zones for utility. The developer will confirm and contact the correct utility for pre-selected luminaire types based on the physical project location.

Entergy contact: 501-425-6660 www.entergy.com

First Electric Cooperative contact: 501-315-7438 www.firstelectric.coop



LIGHTING OVERVIEW

The lighting layouts within the Master Street Lighting Plan have been coordinated with the 'Walk Bike Drive Master Transportation Plan' of the City of Bryant. All luminaire types and mounting locations will be easily identified by the street type designated within the city.

Lighting layouts shown on in this section are typically overviews to guide the street lighting installation within the City of Bryant. These typical layouts will include a primary lighting layout. This layout will have the ideal lighting levels and contrast ratios required to meet Illuminating Engineering Society's recommendations and AASHTO Roadway Lighting Design Guide. This primary layout also takes in budget considerations to minimize the quantity of poles and labor of install on a project.



A secondary typical lighting layout will be provided for most street types. The secondary detail will only be acceptable when utility easement or other approved obstacles prohibit the primary mounting detail from being a viable solution. Every effort to coordinate pole locations with utility easements must be researched before the secondary layout may be utilized.

Luminaire types listed on lighting layouts on pages 5-40 shall be used on roads that are not extensions of existing streets. Existing streets that are being extended shall continue the existing lighting scheme with an updated LED technology in order to create consistency within the city streets.

Alternate lighting layouts and luminaire types will still be considered for approval by the City of Bryant Design Review Committee (DRC). Submission of the alternate layouts and alternate luminaire types will need to be submitted to the DRC for approval prior to construction.

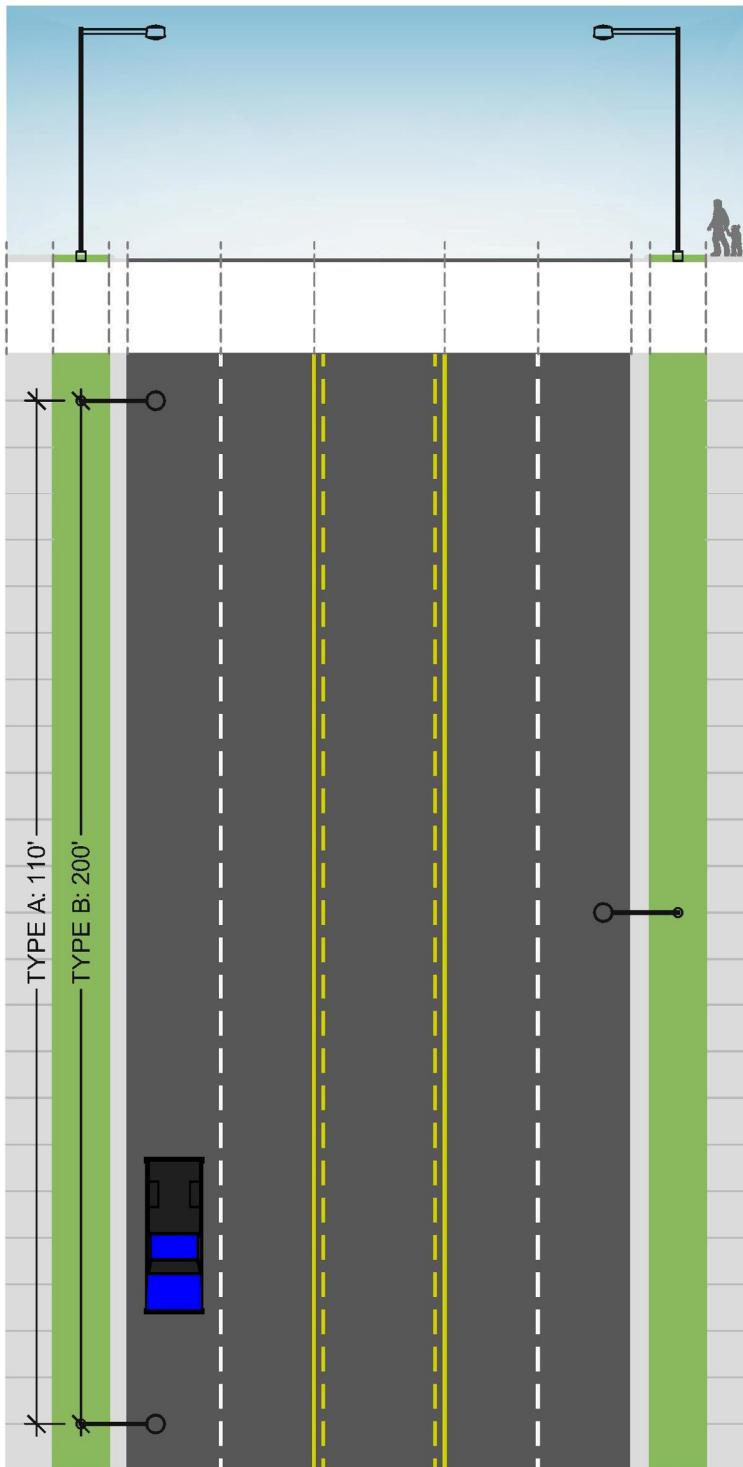
Calculated lighting levels and uniformity ratios of street lighting shall abide by Illuminated Engineering Society (IES) RP-8 standards for Roadway lighting and AASHTO Roadway Lighting Design Guide. AASHTO guidelines are to supersede IES recommendations in the event of a conflict within the two standards.

The typical primary and secondary street lighting details provided in this document shall meet the AASHTO and IES lighting levels and contrast ratios in most scenarios. The developer is always required to submit lighting calculations to the City of Bryant Design Review Committee prior to construction for approval. The City of Bryant will submit to ArDOT for state highways.



All construction shall require a map be submitted to the Bryant Design Review Committee (DRC) as part of the preliminary plat with exact layouts of luminaires and poles prior to installation. Developer to provide luminaire and pole finishes for approval to City of Bryant DRC as well with luminaire types. Refer to primary and secondary layouts below for submission design preferences prior to submission to City of Bryant Design Review Committee.

MINOR ARTERIAL - PRIMARY



LUMINAIRE TYPE:

A OR B
(VERIFY WITH DRC)

LUMINAIRE AND POLE FINISH:

TYPE A – GRAY
TYPE B - BLACK
(OTHER VERIFY WITH DRC)

POLE BASE DISTANCE OFF OF

CURB: 3'-0"

DISTANCE BETWEEN POLE BASES:

TYPE A: 110'-0" ALTERNATING
TYPE B: 200'-0" ALTERNATING

POLE TYPE:

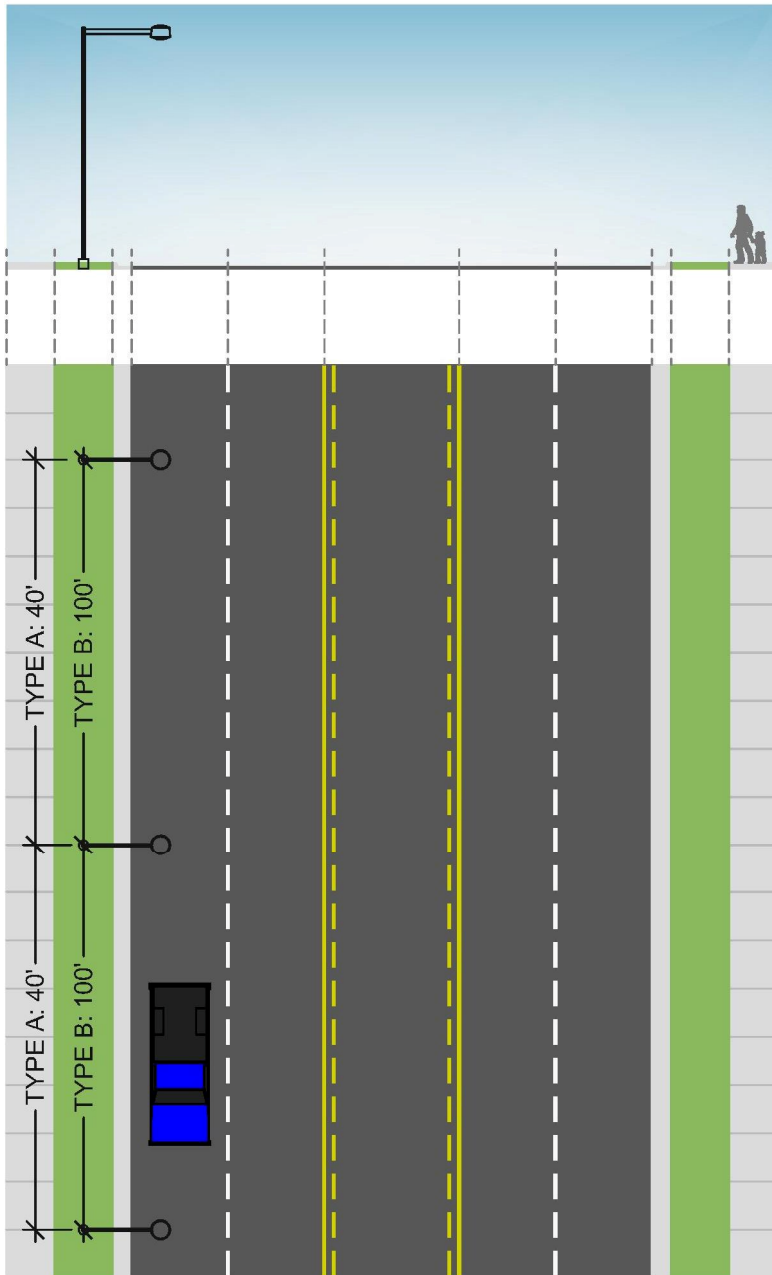
TYPE A – 30' POWER POLE
TYPE B – 30' ROUND TAPERED STEEL POLE

MOUNTING ARM LENGTH: 8'

BACKLIGHT CONTROL:

BACKLIGHT CONTROL NOT REQUIRED UNLESS THE STREET IS ADJACENT TO RESIDENTIAL PROPERTY OR LIGHT TRESSPASS IS A CONCERN

MINOR ARTERIAL – SECONDARY



LUMINAIRE TYPE:

A OR B
(VERIFY WITH DRC)

LUMINAIRE AND POLE FINISH:

TYPE A – GRAY
TYPE B - BLACK
(OTHER VERIFY WITH DRC)

POLE BASE DISTANCE OFF OF CURB: 3'-0"

DISTANCE BETWEEN POLE BASES:

TYPE A: 40'-0"
TYPE B: 100'-0"

POLE TYPE:

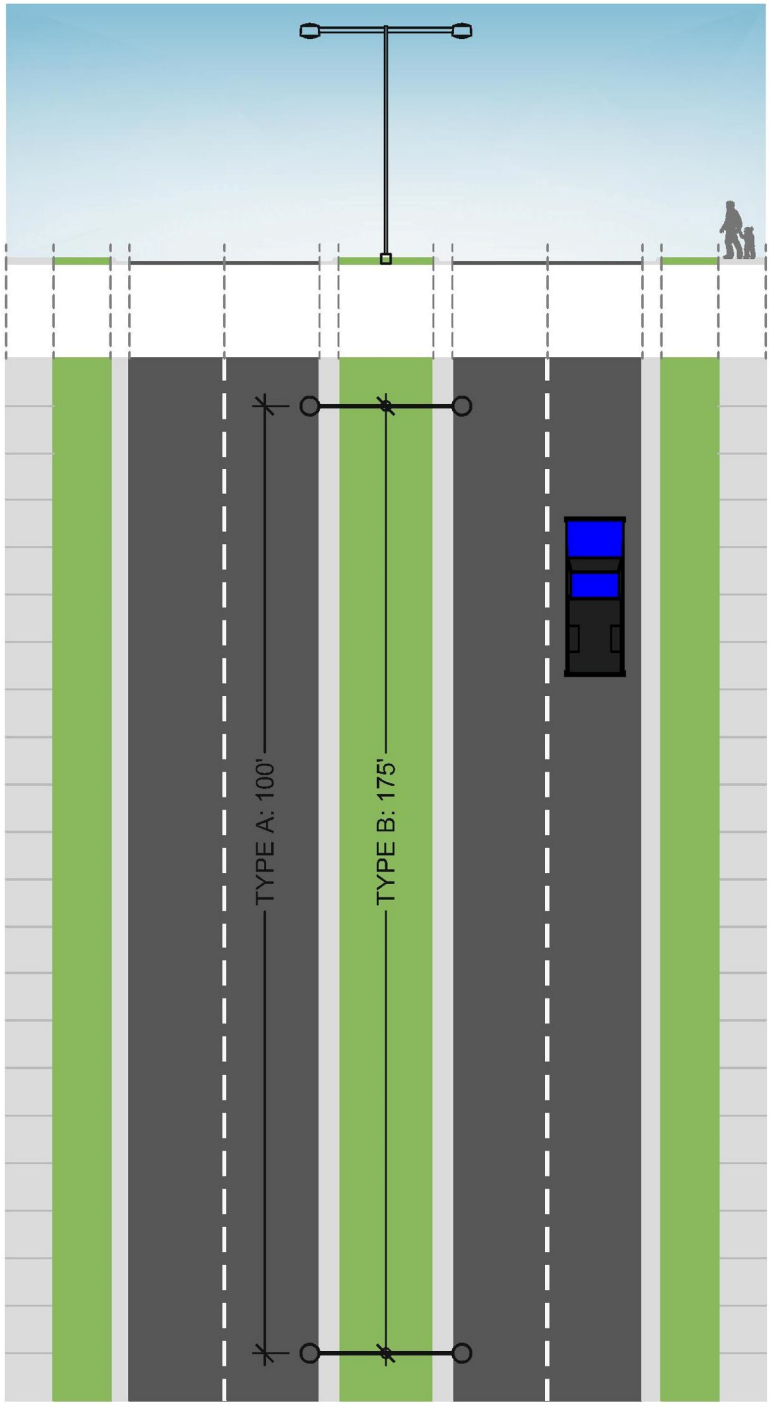
TYPE A – 30' POWER POLE.
TYPE B – 30' ROUND TAPERED STEEL POLE

MOUNTING ARM LENGTH: 8'

BACKLIGHT CONTROL:

BACKLIGHT CONTROL NOT REQUIRED UNLESS THE STREET IS ADJACENT TO RESIDENTIAL PROPERTY OR LIGHT TRESSPASS IS A CONCERN

MINOR ARTERIAL WITH MEDIAN - PRIMARY



LUMINAIRE TYPE:

A OR B
(VERIFY WITH DRC)

LUMINAIRE AND POLE FINISH:

TYPE A – GRAY
TYPE B - BLACK
(OTHER VERIFY WITH DRC)

POLE BASE DISTANCE OFF OF CURB:

CENTER LINE OF MEDIAN, MINIMUM 3'-0" OFF CURB

DISTANCE BETWEEN POLE BASES:

TYPE A: 100'-0"
TYPE B: 175'-0"

POLE TYPE:

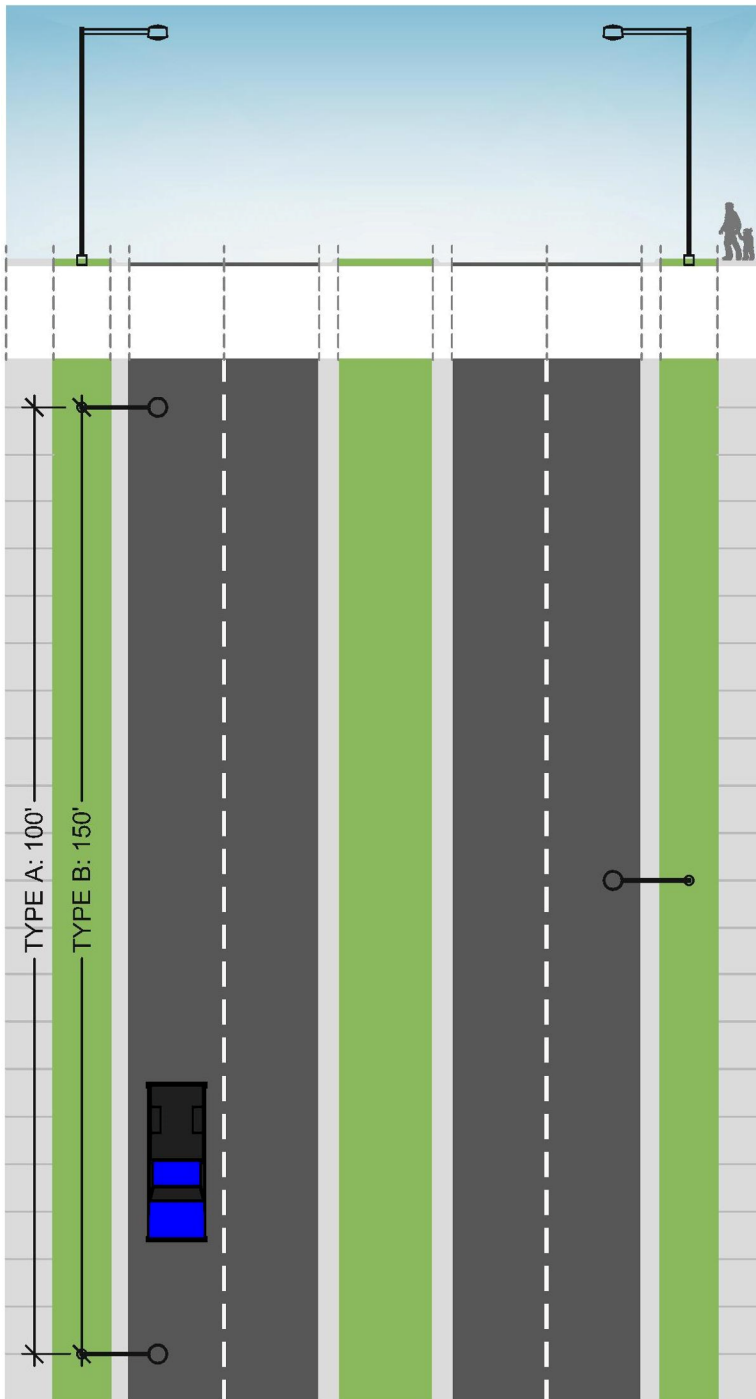
TYPE A – 30' POWER POLE
TYPE B – 30' ROUND TAPERED STEEL POLE

MOUNTING ARM LENGTH: 8'

BACKLIGHT CONTROL:

BACKLIGHT CONTROL NOT REQUIRED

MINOR ARTERIAL WITH MEDIAN – SECONDARY



LUMINAIRE TYPE:

A OR B
(VERIFY WITH DRC)

LUMINAIRE AND POLE FINISH:

TYPE A – GRAY
TYPE B - BLACK
(OTHER VERIFY WITH DRC)

POLE BASE DISTANCE OFF

OF CURB: 3'-0"

DISTANCE BETWEEN POLE

BASES:

TYPE A: 100'-0"
ALTERNATING
TYPE B: 150'-0"
ALTERNATING

POLE TYPE:

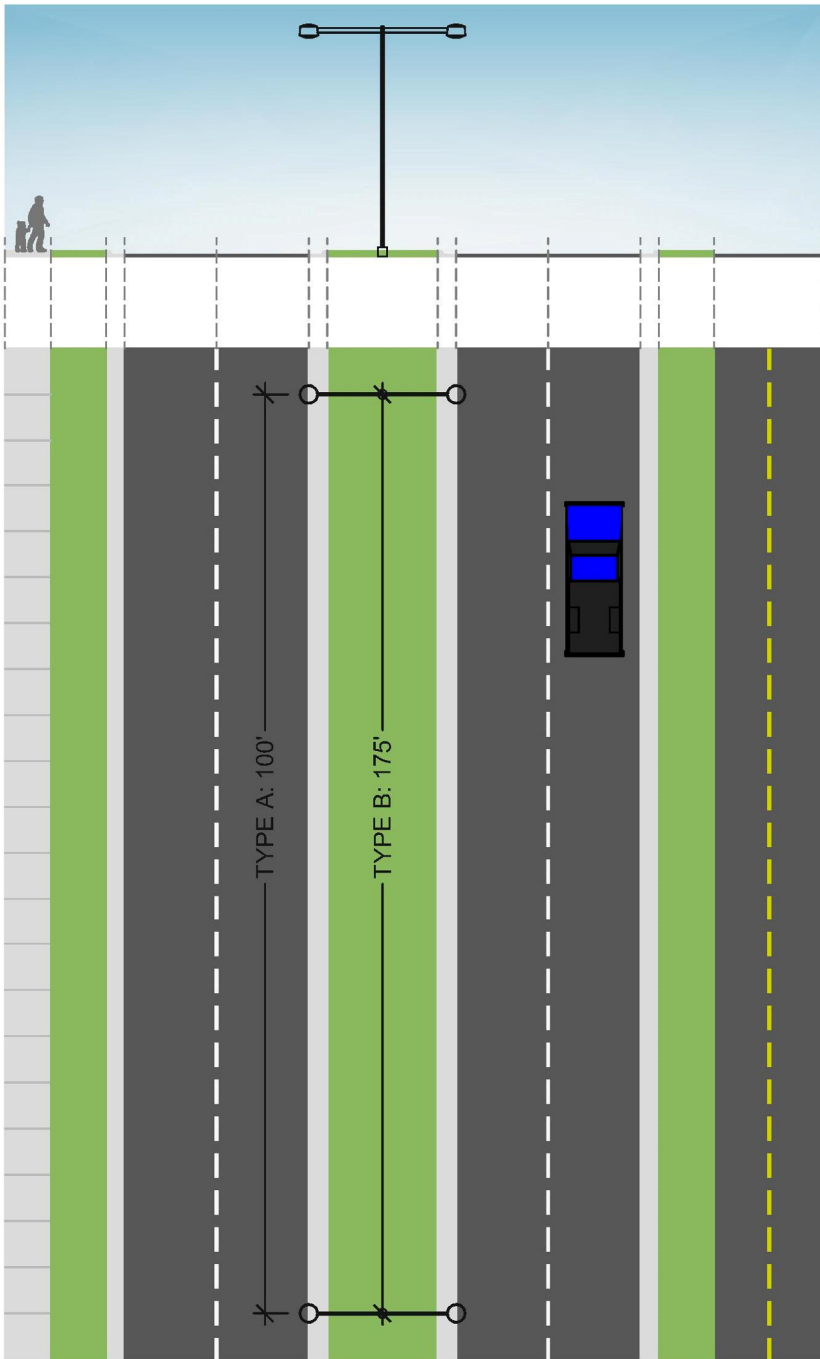
TYPE A – 30' POWER POLE.
TYPE B – 30' ROUND
TAPERED STEEL POLE

MOUNTING ARM LENGTH: 8'

BACKLIGHT CONTROL:

BACKLIGHT CONTROL NOT
REQUIRED UNLESS THE
STREET IS ADJACENT TO
RESIDENTIAL PROPERTY OR
LIGHT TRESSPASS IS A
CONCERN

MINOR ARTERIAL WITH TRAIL - PRIMARY



LUMINAIRE TYPE:
A OR B
(VERIFY WITH DRC)

LUMINAIRE AND POLE FINISH:
TYPE A – GRAY
TYPE B - BLACK
(OTHER VERIFY WITH DRC)

POLE BASE DISTANCE OFF OF CURB: CENTER LINE OF MEDIAN, MINIMUM 3'-0" OFF CURB

DISTANCE BETWEEN POLE BASES:
TYPE A: 100'-0"
TYPE B: 175'-0"

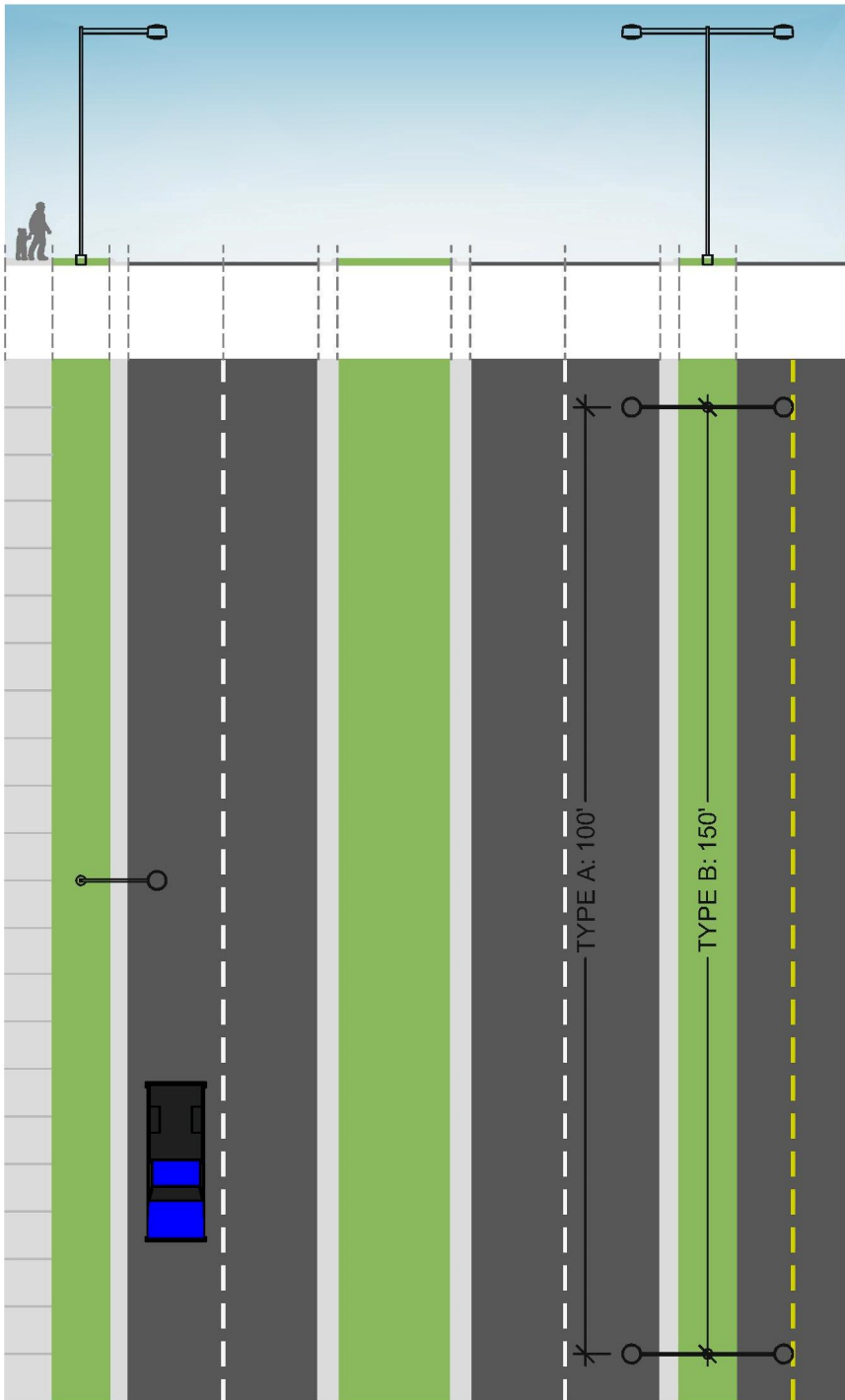
POLE TYPE:
TYPE A – 30' POWER POLE
TYPE B – 30' ROUND TAPERED STEEL POLE

MOUNTING ARM LENGTH:
8'

BACKLIGHT CONTROL:
BACKLIGHT CONTROL NOT REQUIRED

NOTES: SUBMIT OPTIONS TO DRC TO INCLUDE SEPARATE TYPE "C" TRAIL LUMINAIRES OR NO LIGHT ON TRAIL. OPTION SHALL BE DETERMINED BY DRC.

MINOR ARTERIAL WITH TRAIL - SECONDARY



LUMINAIRE TYPE:
A OR B
(VERIFY WITH DRC)

LUMINAIRE AND POLE FINISH:
TYPE A – GRAY
TYPE B - BLACK
(OTHER VERIFY WITH DRC)

POLE BASE DISTANCE OFF OF CURB: 3'-0"

DISTANCE BETWEEN POLE BASES:
TYPE A: 100'-0" ALTERNATING
TYPE B: 150'-0" ALTERNATING

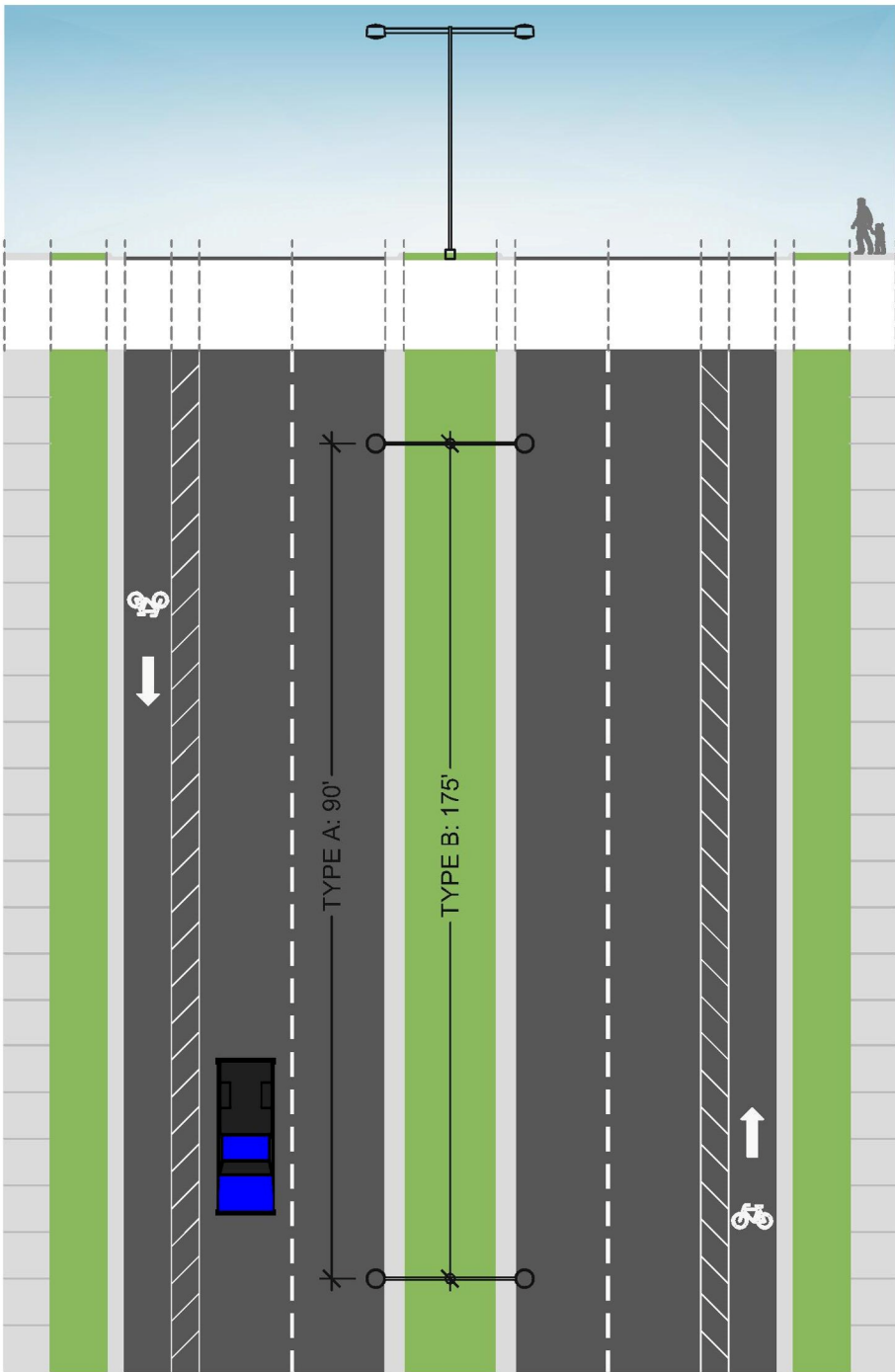
POLE TYPE:
TYPE A – 30' POWER POLE
TYPE B – 30' ROUND
TAPERED STEEL POLE

MOUNTING ARM LENGTH: 8'

BACKLIGHT CONTROL:
BACKLIGHT CONTROL NOT REQUIRED UNLESS THE STREET IS ADJACENT TO RESIDENTIAL PROPERTY OR LIGHT TRESSPASS IS A CONCERN

NOTES: SUBMIT OPTIONS TO DRC FOR ADDITIONAL HEAD ON STREET LUMINAIRE TO LIGHT TRAIL. OTHER OPTIONS SHALL INCLUDE SEPARATE TYPE "C" TRAIL LUMINAIRES. DRC MAY ELECT TO OMIT TRAIL LIGHTS.

MINOR ARTERIAL WITH BIKE LANES - PRIMARY



LUMINAIRE TYPE:
A OR B
(VERIFY WITH DRC)

LUMINAIRE AND POLE FINISH:
TYPE A – GRAY
TYPE B - BLACK
(OTHER VERIFY WITH DRC)

POLE BASE DISTANCE OFF OF CURB: CENTER LINE OF MEDIAN, MINIMUM 3'-0" OFF CURB

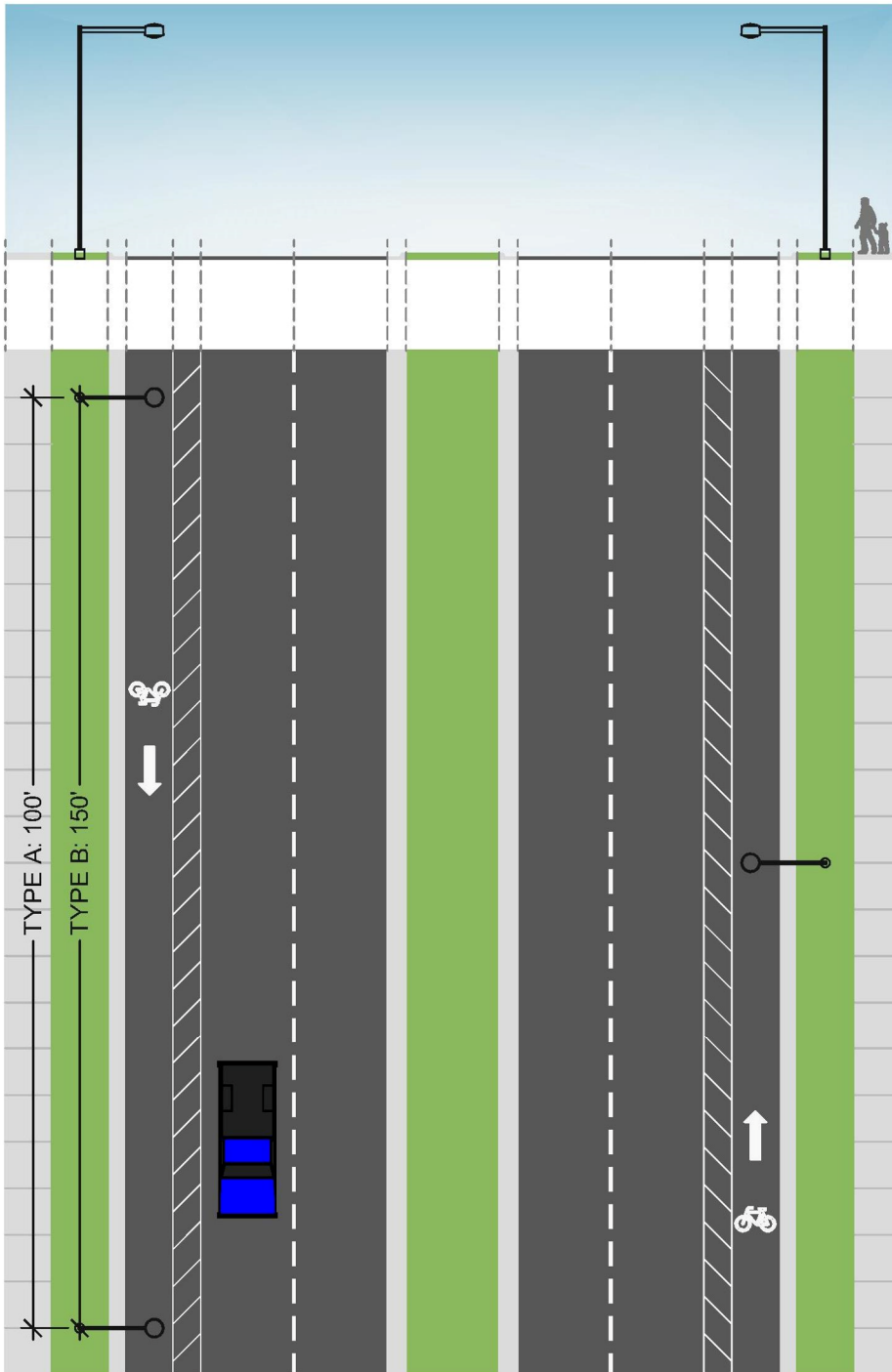
DISTANCE BETWEEN POLE BASES:
TYPE A: 90'-0"
TYPE B: 175'-0"

POLE TYPE:
TYPE A – 30' POWER POLE
TYPE B – 30' ROUND TAPERED STEEL POLE

MOUNTING ARM LENGTH: 8'

BACKLIGHT CONTROL:
BACKLIGHT CONTROL NOT REQUIRED

MINOR ARTERIAL WITH BIKE LANES - SECONDARY



LUMINAIRE TYPE:
A OR B
(VERIFY WITH DRC)

LUMINAIRE AND POLE FINISH:
TYPE A – GRAY
TYPE B - BLACK
(OTHER VERIFY WITH DRC)

POLE BASE DISTANCE OFF OF CURB: 3'-0"

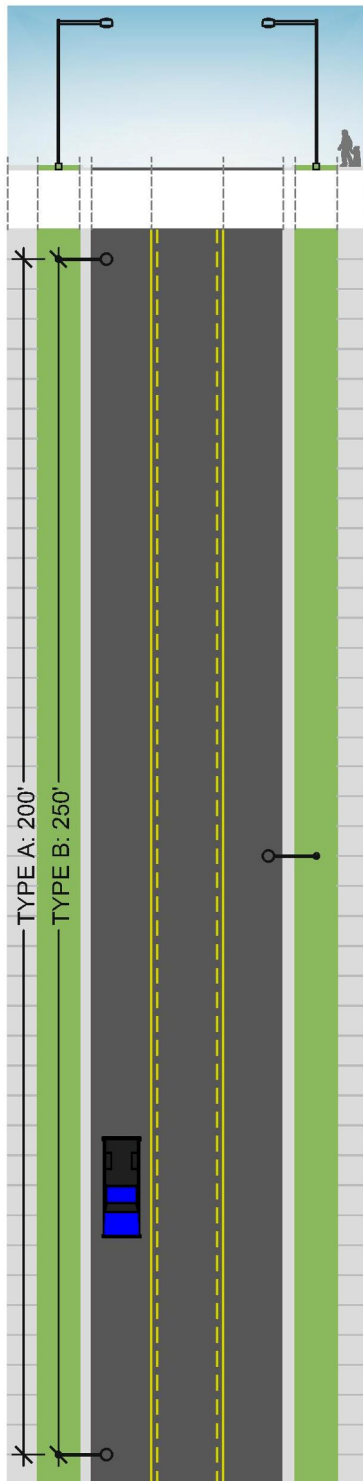
DISTANCE BETWEEN POLE BASES:
TYPE A: 100'-0"
ALTERNATING
TYPE B: 150'-0"
ALTERNATING

POLE TYPE:
TYPE A – 30' POWER POLE
TYPE B – 30' ROUND TAPERED STEEL POLE

MOUNTING ARM LENGTH:
8'

BACKLIGHT CONTROL:
BACKLIGHT CONTROL NOT REQUIRED UNLESS THE STREET IS ADJACENT TO RESIDENTIAL PROPERTY OR LIGHT TRESPASS IS A CONCERN

COLLECTOR - PRIMARY



LUMINAIRE TYPE:

A OR B
(VERIFY WITH DRC)

LUMINAIRE AND POLE FINISH:

TYPE A – GRAY
TYPE B - BLACK
(OTHER VERIFY WITH DRC)

POLE BASE DISTANCE OFF OF CURB: 3'-0"

DISTANCE BETWEEN POLE BASES:

TYPE A: 200'-0"
ALTERNATING
TYPE B: 250'-0"
ALTERNATING

POLE TYPE:

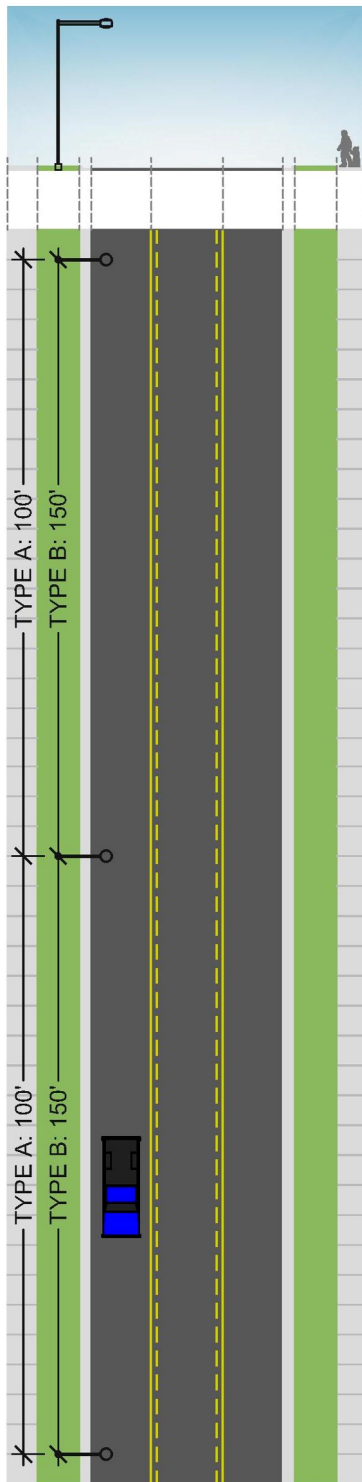
TYPE A – 30' POWER POLE
TYPE B – 30' ROUND
TAPERED STEEL POLE

MOUNTING ARM LENGTH: 8'

BACKLIGHT CONTROL:

BACKLIGHT CONTROL NOT
REQUIRED UNLESS THE
STREET IS ADJACENT TO
RESIDENTIAL PROPERTY OR
LIGHT TRESSPASS IS A
CONCERN

COLLECTOR - SECONDARY



LUMINAIRE TYPE:

A OR B
(VERIFY WITH DRC)

LUMINAIRE AND POLE

FINISH:

TYPE A – GRAY
TYPE B - BLACK
(OTHER VERIFY WITH DRC)

POLE BASE DISTANCE OFF OF CURB: 3'-0"

DISTANCE BETWEEN POLE BASES:

TYPE A: 100'-0"
TYPE B: 150'-0"

POLE TYPE:

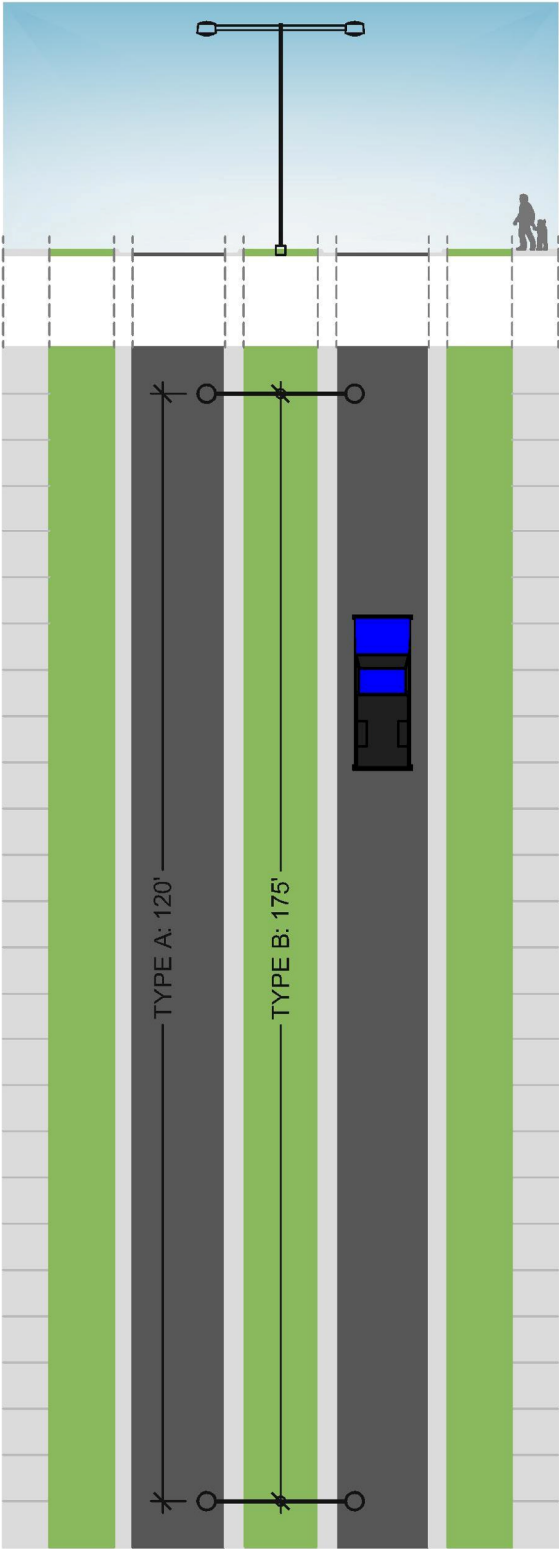
TYPE A – 30' POWER POLE
TYPE B – 30' ROUND
TAPERED STEEL POLE

MOUNTING ARM LENGTH: 8'

BACKLIGHT CONTROL:

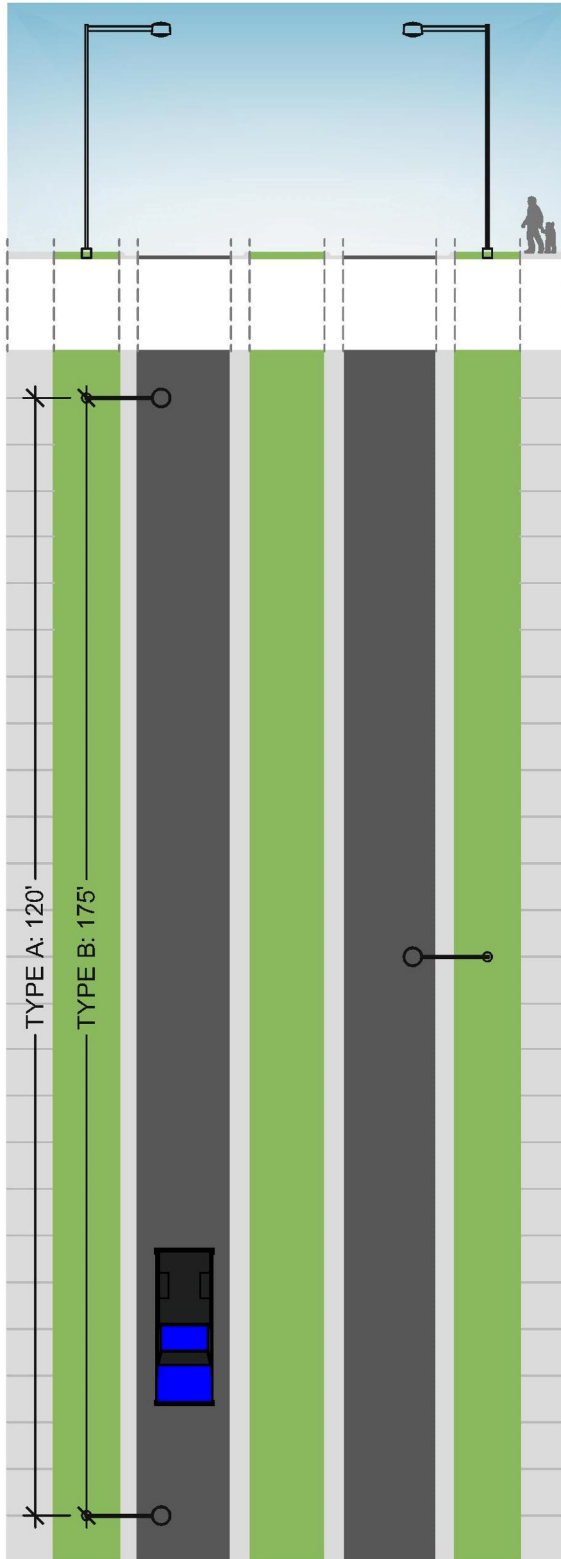
BACKLIGHT CONTROL NOT REQUIRED UNLESS THE STREET IS ADJACENT TO RESIDENTIAL PROPERTY OR LIGHT TRESSPASS IS A CONCERN

COLLECTOR WITH MEDIAN - PRIMARY



- LUMINAIRE TYPE:**
A OR B
(VERIFY WITH DRC)
- LUMINAIRE AND POLE FINISH:**
TYPE A – GRAY
TYPE B - BLACK
(OTHER VERIFY WITH DRC)
- POLE BASE DISTANCE OFF OF CURB:** CENTER LINE OF MEDIAN, MINIMUM 3'-0" OFF CURB
- DISTANCE BETWEEN POLE BASES:**
TYPE A: 120'-0"
TYPE B: 175'-0"
- POLE TYPE:**
TYPE A – 30' POWER POLE
TYPE B – 30' ROUND TAPERED STEEL POLE
- MOUNTING ARM LENGTH:** 8'
- BACKLIGHT CONTROL:**
BACKLIGHT CONTROL NOT REQUIRED

COLLECTOR WITH MEDIAN - SECONDARY



LUMINAIRE TYPE:

A OR B
(VERIFY WITH DRC)

LUMINAIRE AND POLE

FINISH:
TYPE A – GRAY
TYPE B - BLACK
(OTHER VERIFY WITH DRC)

POLE BASE DISTANCE OFF OF CURB: 3'-0"

DISTANCE BETWEEN POLE BASES:

TYPE A: 120'-0"
ALTERNATING
TYPE B: 175'-0"
ALTERNATING

POLE TYPE:

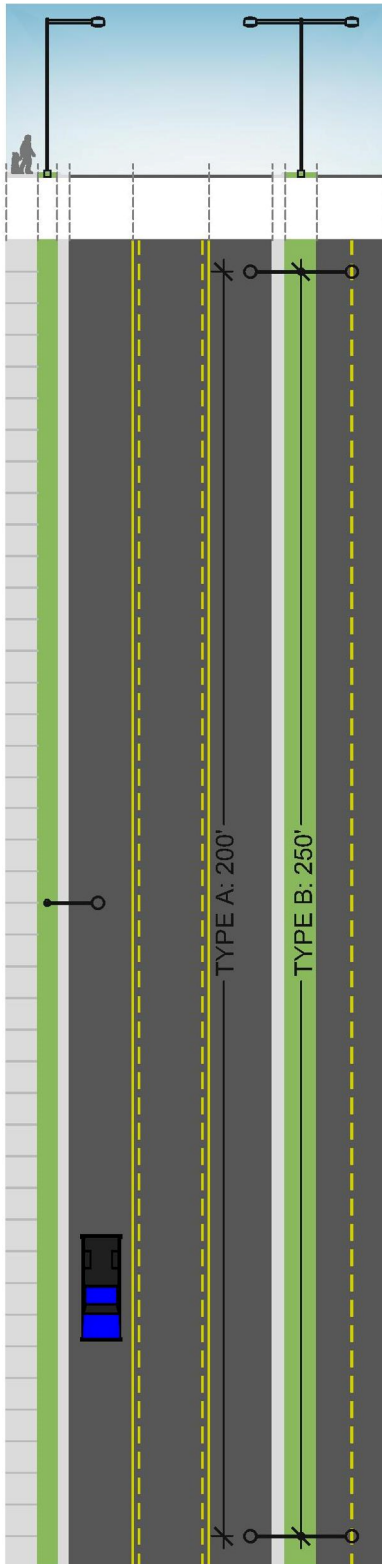
TYPE A – 30' POWER POLE
TYPE B – 30' ROUND
TAPERED STEEL POLE

MOUNTING ARM LENGTH: 8'

BACKLIGHT CONTROL:

BACKLIGHT CONTROL NOT
REQUIRED UNLESS THE
STREET IS ADJACENT TO
RESIDENTIAL PROPERTY OR
LIGHT TRESSPASS IS A
CONCERN

COLLECTOR WITH TRAIL - PRIMARY



LUMINAIRE TYPE:

A OR B
(VERIFY WITH DRC)

LUMINAIRE AND POLE FINISH:

TYPE A – GRAY
TYPE B - BLACK
(OTHER VERIFY WITH DRC)

POLE BASE DISTANCE OFF OF CURB: 3'-0"

DISTANCE BETWEEN POLE BASES:

TYPE A: 200'-0"
ALTERNATING
TYPE B: 250'-0"
ALTERNATING

POLE TYPE:

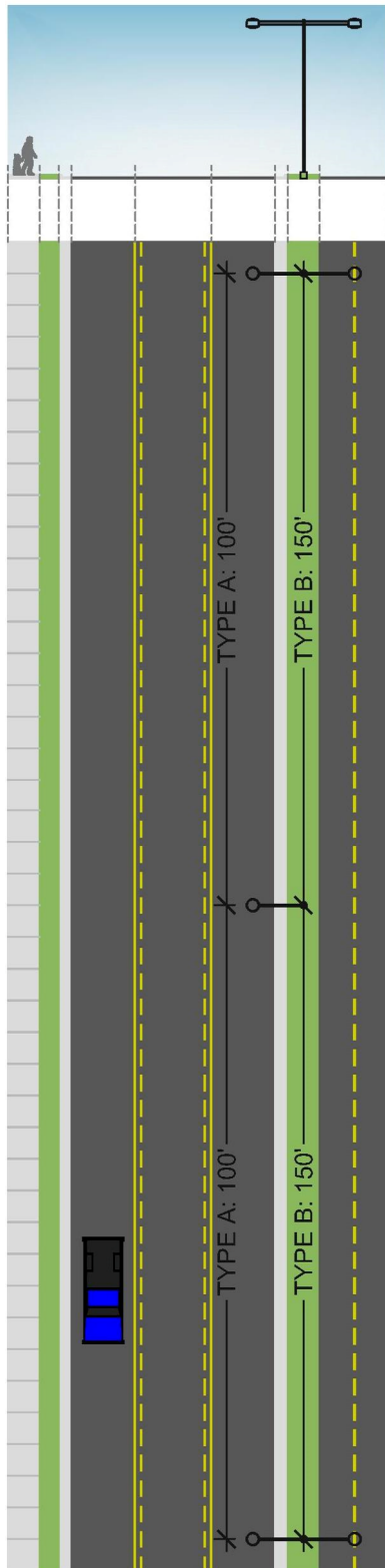
TYPE A – 30' POWER POLE
TYPE B – 30' ROUND
TAPERED STEEL POLE

MOUNTING ARM LENGTH: 8'

BACKLIGHT CONTROL:

BACKLIGHT CONTROL NOT REQUIRED UNLESS THE STREET IS ADJACENT TO RESIDENTIAL PROPERTY OR LIGHT TRESSPASS IS A CONCERN

COLLECTOR WITH TRAIL - SECONDARY



LUMINAIRE TYPE:

A OR B
(VERIFY WITH DRC)

LUMINAIRE AND POLE FINISH:

TYPE A – GRAY
TYPE B - BLACK
(OTHER VERIFY WITH DRC)

POLE BASE DISTANCE OFF OF CURB: 3'-0"

DISTANCE BETWEEN POLE BASES:

TYPE A: 100'-0"
TYPE B: 150'-0"

POLE TYPE: TYPE A – 30'

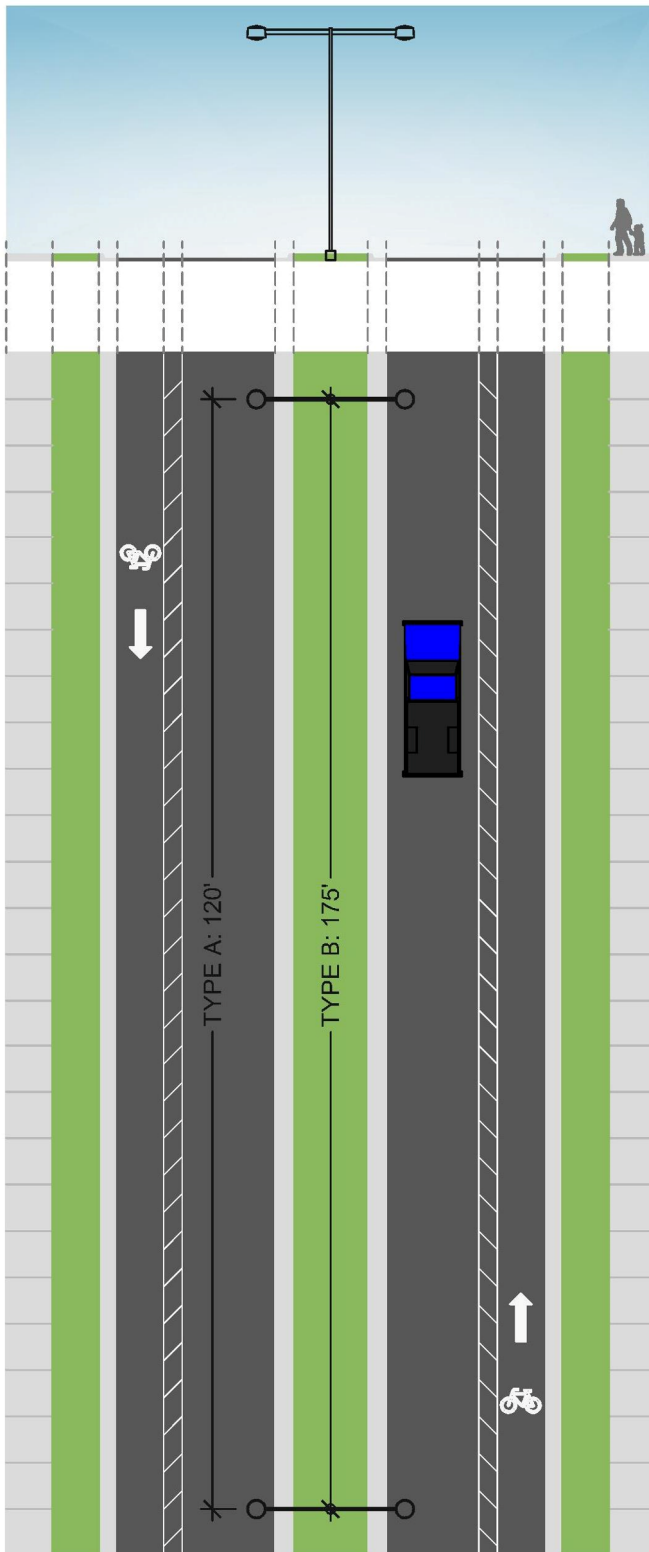
POWER POLE
TYPE B – 30' ROUND
TAPERED STEEL POLE

MOUNTING ARM LENGTH: 8'

BACKLIGHT CONTROL:

BACKLIGHT CONTROL NOT REQUIRED UNLESS THE STREET IS ADJACENT TO RESIDENTIAL PROPERTY OR LIGHT TRESSPASS IS A CONCERN

COLLECTOR WITH BIKE LANES - PRIMARY



LUMINAIRE TYPE:

A OR B
(VERIFY WITH DRC)

LUMINAIRE AND POLE FINISH:

TYPE A – GRAY
TYPE B - BLACK
(OTHER VERIFY WITH DRC)

POLE BASE DISTANCE OFF OF CURB: CENTER LINE OF MEDIAN, MINIMUM 3'-0" OFF CURB

DISTANCE BETWEEN POLE BASES:

TYPE A: 120'-0"
TYPE B: 175'-0"

POLE TYPE:

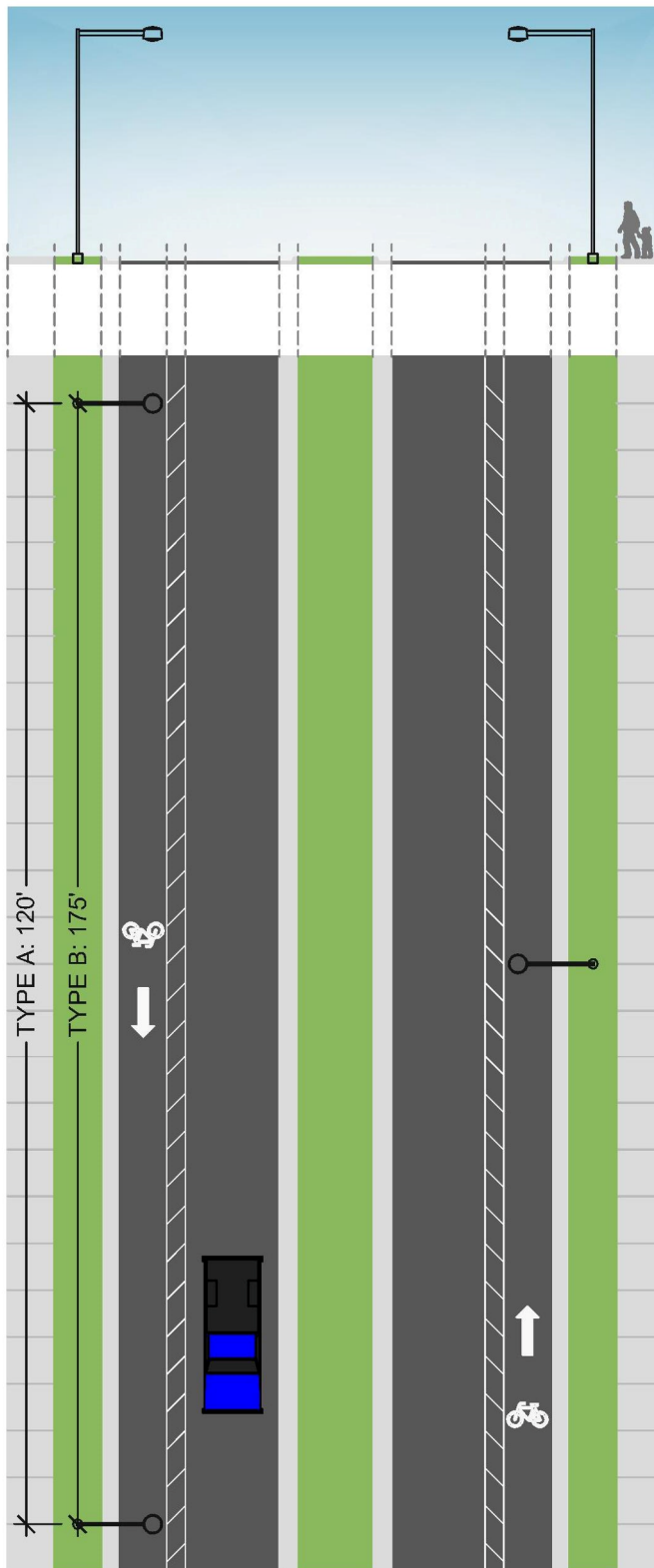
TYPE A – 30' POWER POLE
TYPE B – 30' ROUND TAPERED STEEL POLE

MOUNTING ARM LENGTH: 8'

BACKLIGHT CONTROL:

BACKLIGHT CONTROL NOT REQUIRED

COLLECTOR WITH BIKE LANES - SECONDARY



LUMINAIRE TYPE:

A OR B
(VERIFY WITH DRC)

LUMINAIRE AND POLE FINISH:

TYPE A – GRAY
TYPE B - BLACK
(OTHER VERIFY WITH DRC)

POLE BASE DISTANCE OFF OF CURB: 3'-0"

DISTANCE BETWEEN POLE BASES:

TYPE A: 120'-0"
ALTERNATING
TYPE B: 175'-0"
ALTERNATING

POLE TYPE:

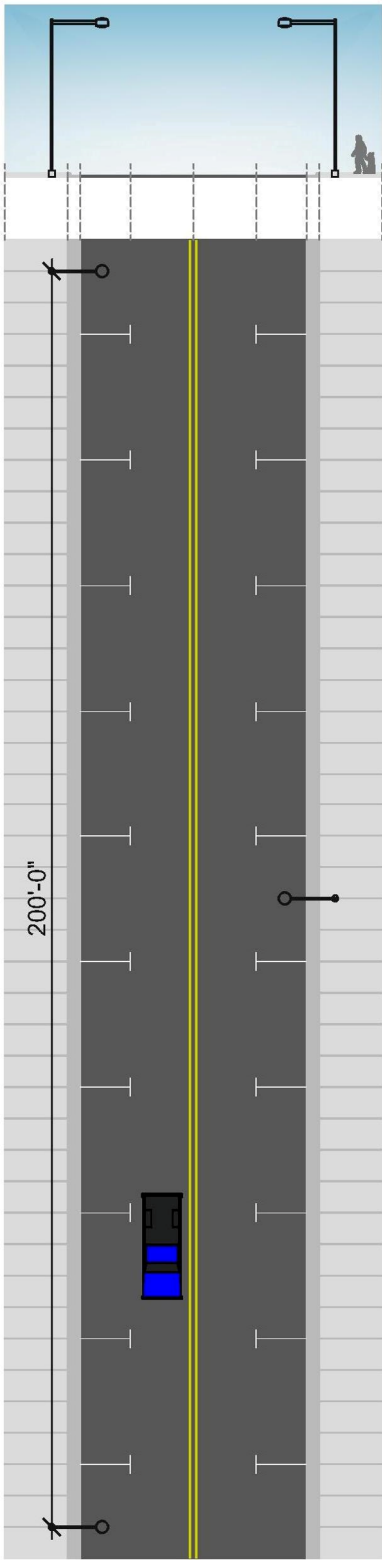
TYPE A – 30' POWER POLE
TYPE B – 30' ROUND
TAPERED STEEL POLE

MOUNTING ARM LENGTH: 8'

BACKLIGHT CONTROL:

BACKLIGHT CONTROL NOT REQUIRED UNLESS THE STREET IS ADJACENT TO RESIDENTIAL PROPERTY OR LIGHT TRESSPASS IS A CONCERN

URBAN COLLECTOR - PRIMARY



LUMINAIRE TYPE: A

LUMINAIRE AND POLE FINISH:
TYPE A – GRAY
(OTHER VERIFY WITH DRC)

POLE BASE DISTANCE OFF OF CURB: 3'-0"

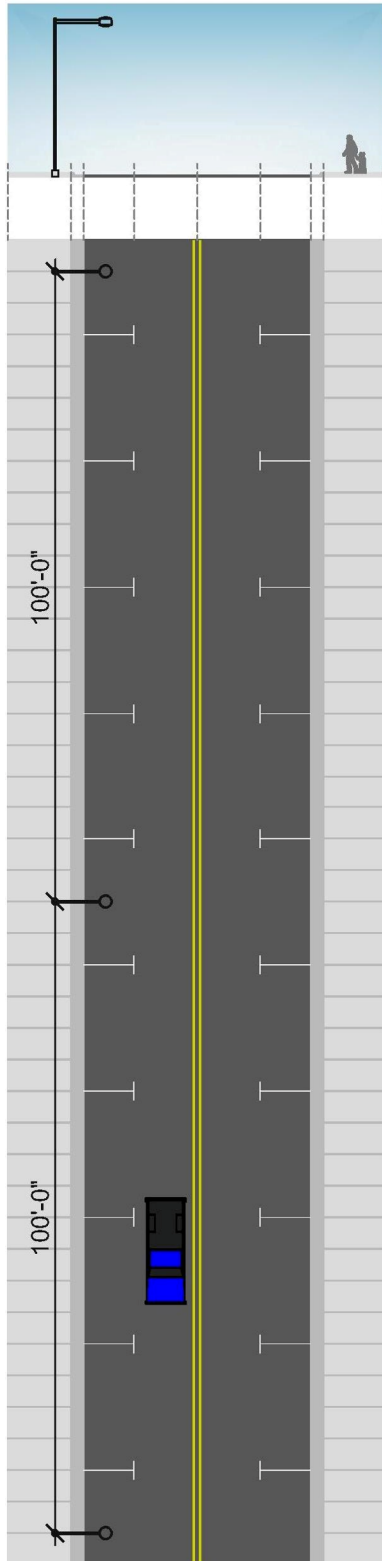
DISTANCE BETWEEN POLE BASES: 200'-0"
ALTERNATING

POLE TYPE:
TYPE A – 30' POWER POLE

MOUNTING ARM LENGTH: 8'

BACKLIGHT CONTROL:
BACKLIGHT CONTROL NOT REQUIRED UNLESS THE STREET IS ADJACENT TO RESIDENTIAL PROPERTY OR LIGHT TRESSPASS IS A CONCERN

URBAN COLLECTOR - SECONDARY



LUMINAIRE TYPE: A

LUMINAIRE AND POLE

FINISH:

TYPE A – GRAY

(OTHER VERIFY WITH DRC)

**POLE BASE DISTANCE OFF
OF CURB:** 3'-0"

**DISTANCE BETWEEN POLE
BASES:** 100'-0"

POLE TYPE:

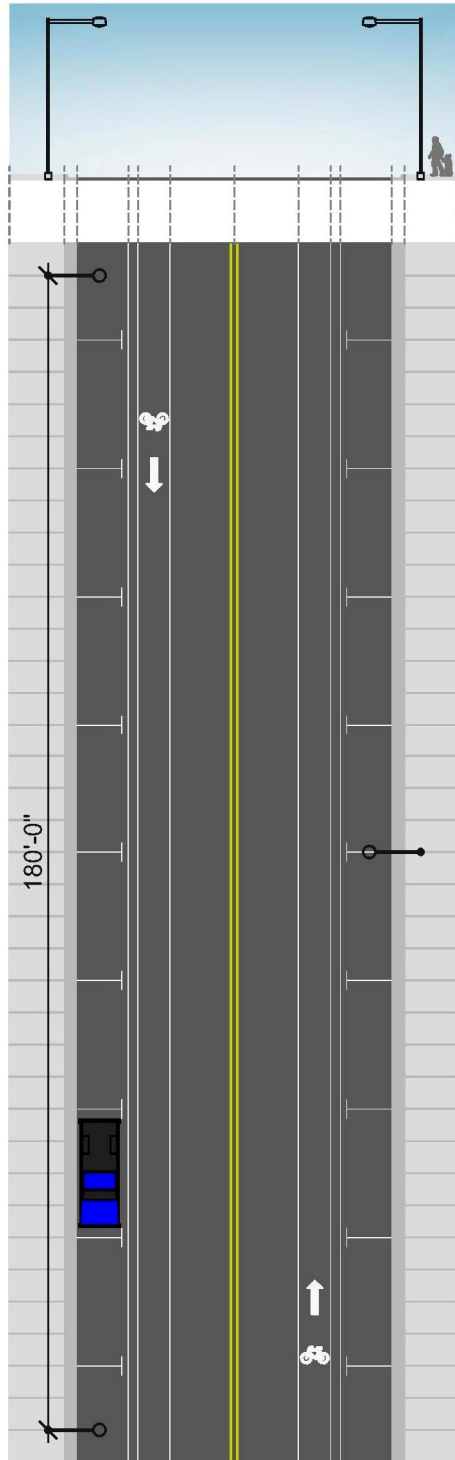
TYPE A – 30' POWER POLE

MOUNTING ARM LENGTH: 8'

BACKLIGHT CONTROL:

BACKLIGHT CONTROL NOT
REQUIRED UNLESS THE
STREET IS ADJACENT TO
RESIDENTIAL PROPERTY
OR LIGHT TRESSPASS IS A
CONCERN

URBAN COLLECTOR WITH BIKE LANES - PRIMARY



LUMINAIRE TYPE: A

LUMINAIRE AND POLE FINISH:

TYPE A – GRAY
(OTHER VERIFY WITH DRC)

POLE BASE DISTANCE OFF OF CURB: 3'-0"

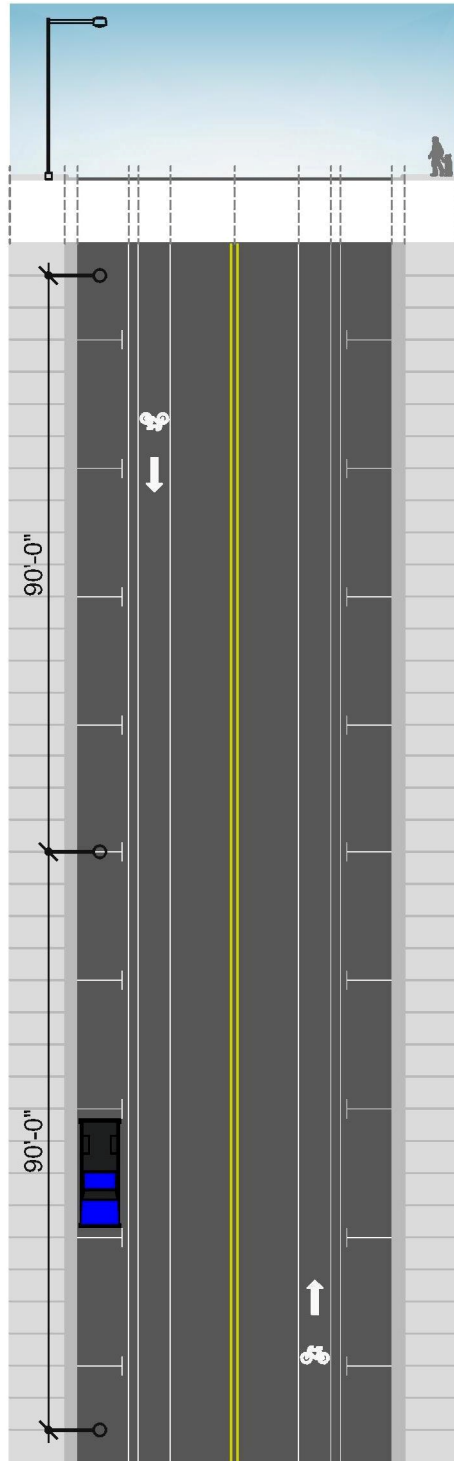
DISTANCE BETWEEN POLE BASES: 180'-0"
ALTERNATING

POLE TYPE:
TYPE A – 30' POWER POLE

MOUNTING ARM LENGTH: 8'

BACKLIGHT CONTROL:
BACKLIGHT CONTROL NOT REQUIRED UNLESS THE STREET IS ADJACENT TO RESIDENTIAL PROPERTY OR LIGHT TRESSPASS IS A CONCERN

URBAN COLLECTOR WITH BIKE LANES - SECONDARY



LUMINAIRE TYPE: A

LUMINAIRE AND POLE

FINISH:

TYPE A – GRAY

(OTHER VERIFY WITH DRC)

**POLE BASE DISTANCE OFF
OF CURB:** 3'-0"

**DISTANCE BETWEEN POLE
BASES:** 90'-0"

POLE TYPE:

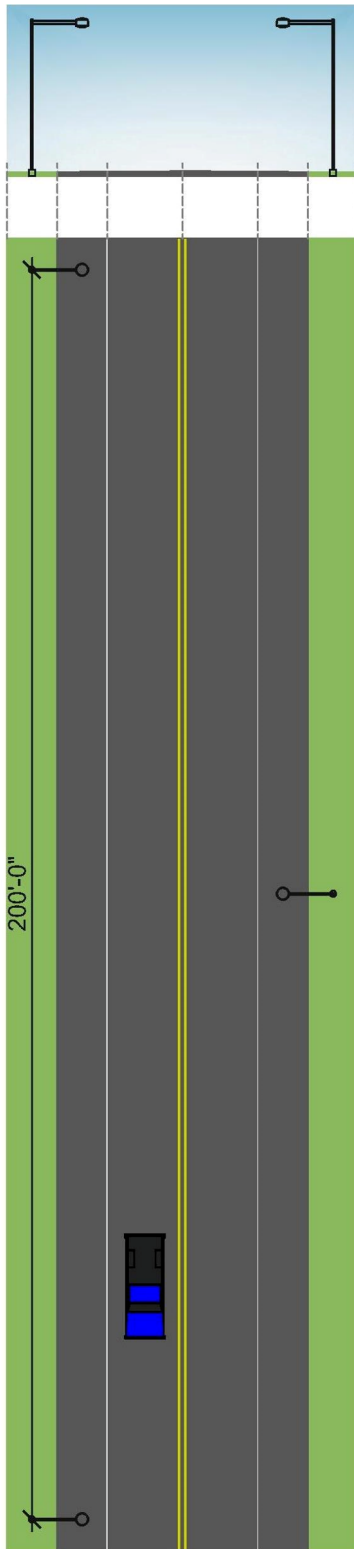
TYPE A – 30' POWER POLE

MOUNTING ARM LENGTH: 8'

BACKLIGHT CONTROL:

BACKLIGHT CONTROL NOT
REQUIRED UNLESS THE
STREET IS ADJACENT TO
RESIDENTIAL PROPERTY
OR LIGHT TRESSPASS IS A
CONCERN

INDUSTRIAL COLLECTOR - PRIMARY



LUMINAIRE TYPE: A

LUMINAIRE AND POLE

FINISH:

TYPE A – GRAY

(OTHER VERIFY WITH DRC)

**POLE BASE DISTANCE OFF
OF CURB:** 3'-0"

**DISTANCE BETWEEN POLE
BASES:** 200'-0"
ALTERNATING

POLE TYPE:

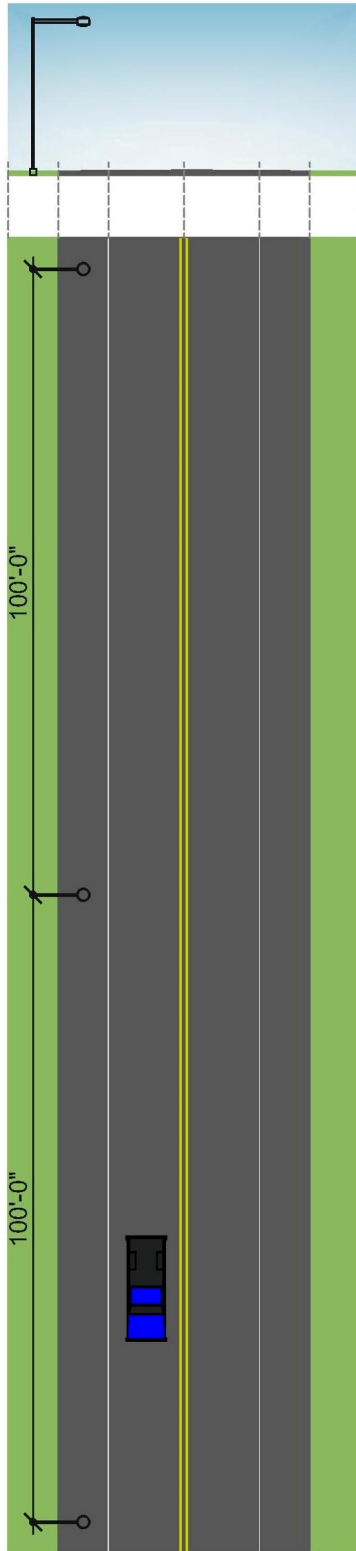
TYPE A – 30' POWER POLE

MOUNTING ARM LENGTH: 8'

BACKLIGHT CONTROL:

BACKLIGHT CONTROL NOT
REQUIRED UNLESS THE
STREET IS ADJACENT TO
RESIDENTIAL PROPERTY
OR LIGHT TRESSPASS IS A
CONCERN

INDUSTRIAL COLLECTOR - SECONDARY



LUMINAIRE TYPE: A

LUMINAIRE AND POLE

FINISH:

TYPE A – GRAY
(OTHER VERIFY WITH DRC)

**POLE BASE DISTANCE OFF
OF CURB:** 3'-0"

**DISTANCE BETWEEN POLE
BASES:** 100'-0"

POLE TYPE:


TYPE A – 30' POWER POLE

MOUNTING ARM LENGTH: 8'

BACKLIGHT CONTROL:

BACKLIGHT CONTROL NOT
REQUIRED UNLESS THE
STREET IS ADJACENT TO
RESIDENTIAL PROPERTY
OR LIGHT TRESSPASS IS A
CONCERN

LOCAL STREET - PRIMARY



LUMINAIRE TYPE:
C OR ALTERNATE
APPROVED BY DRC

LUMINAIRE AND POLE FINISH:
TYPE C - BLACK
(OTHER VERIFY WITH DRC)

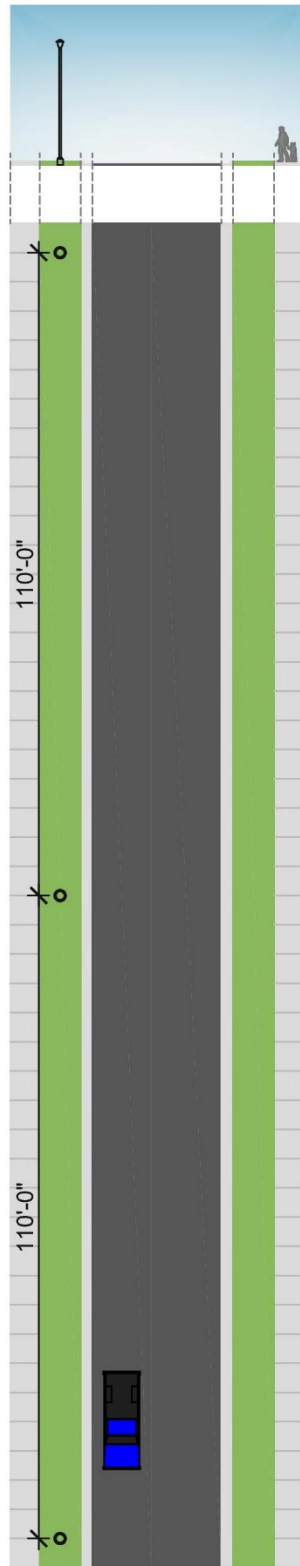
POLE BASE DISTANCE OFF OF CURB: 3'-0"

DISTANCE BETWEEN POLE BASES: 220'-0"
ALTERNATING

POLE TYPE:
TYPE C - 20' ROUND
TAPERED STEEL POLE

BACKLIGHT CONTROL:
BACKLIGHT CONTROL NOT
REQUIRED

LOCAL STREET - SECONDARY



LUMINAIRE TYPE:
C OR ALTERNATE
APPROVED BY DRC

**LUMINAIRE AND POLE
FINISH:**
TYPE C - BLACK
(OTHER VERIFY WITH DRC)

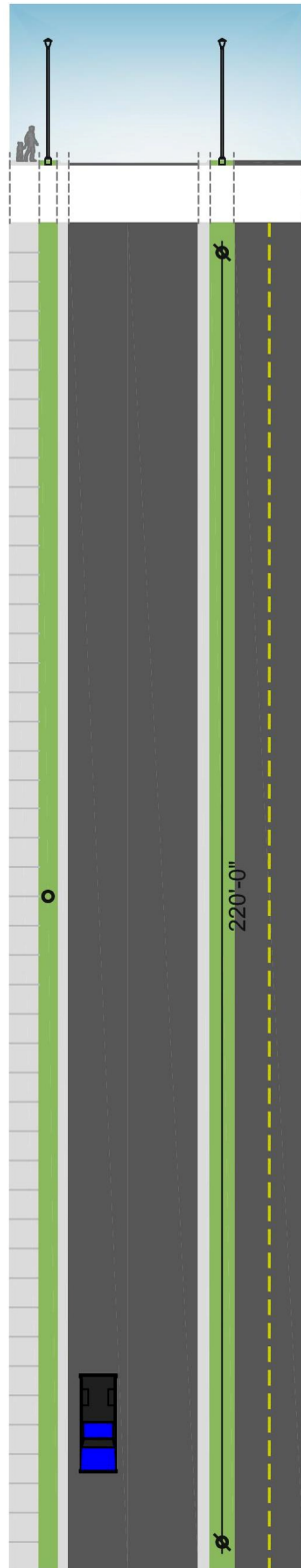
**POLE BASE DISTANCE OFF
OF CURB: 3'-0"**

**DISTANCE BETWEEN POLE
BASES: 110'-0"**

POLE TYPE:
TYPE C – 20' ROUND
TAPERED STEEL POLE

BACKLIGHT CONTROL:
BACKLIGHT CONTROL NOT
REQUIRED

LOCAL STREET WITH TRAIL - PRIMARY



LUMINAIRE TYPE:
C OR ALTERNATE
APPROVED BY DRC

**LUMINAIRE AND POLE
FINISH:**
TYPE C - BLACK
(OTHER VERIFY WITH DRC)

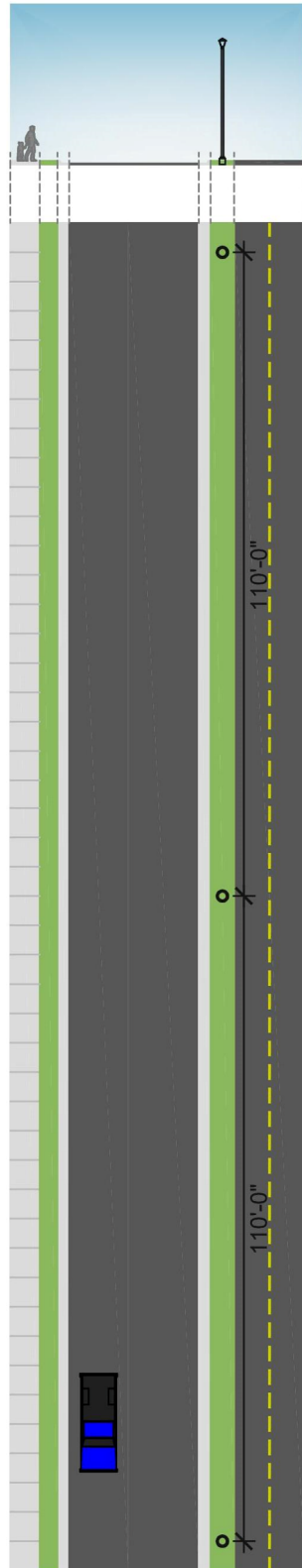
**POLE BASE DISTANCE OFF
OF CURB: 3'-0"**

**DISTANCE BETWEEN POLE
BASES: 220'-0"**
ALTERNATING

POLE TYPE:
TYPE C - 20' ROUND
TAPERED STEEL POLE

BACKLIGHT CONTROL:
BACKLIGHT CONTROL NOT
REQUIRED

LOCAL STREET WITH TRAIL - SECONDARY



LUMINAIRE TYPE:
C OR ALTERNATE
APPROVED BY DRC

**LUMINAIRE AND POLE
FINISH:**
TYPE C - BLACK
(OTHER VERIFY WITH DRC)

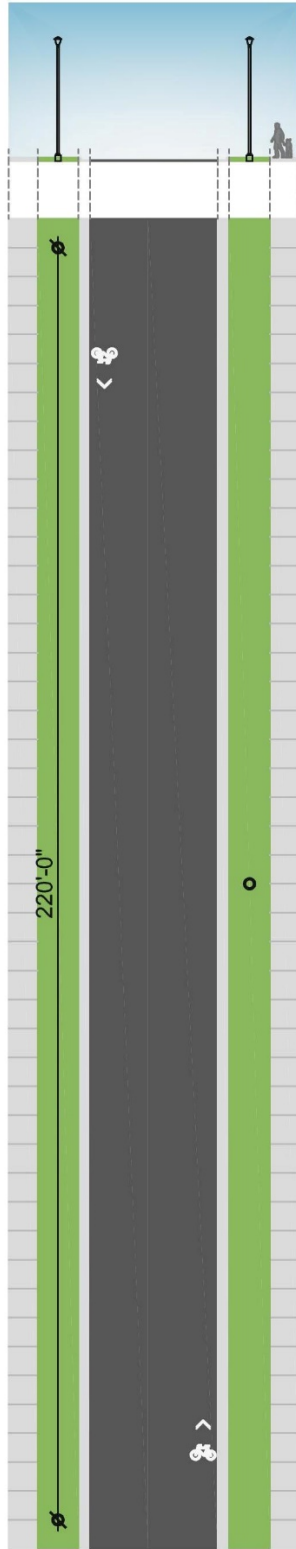
**POLE BASE DISTANCE OFF
OF CURB: 3'-0"**

**DISTANCE BETWEEN POLE
BASES: 110'-0"**

POLE TYPE:
TYPE C – 20' ROUND
TAPERED STEEL POLE

BACKLIGHT CONTROL:
BACKLIGHT CONTROL NOT
REQUIRED

LOCAL STREET WITH BIKE ROUTE - PRIMARY



LUMINAIRE TYPE:
C OR ALTERNATE
APPROVED BY DRC

**LUMINAIRE AND POLE
FINISH:**
TYPE C - BLACK
(OTHER VERIFY WITH DRC)

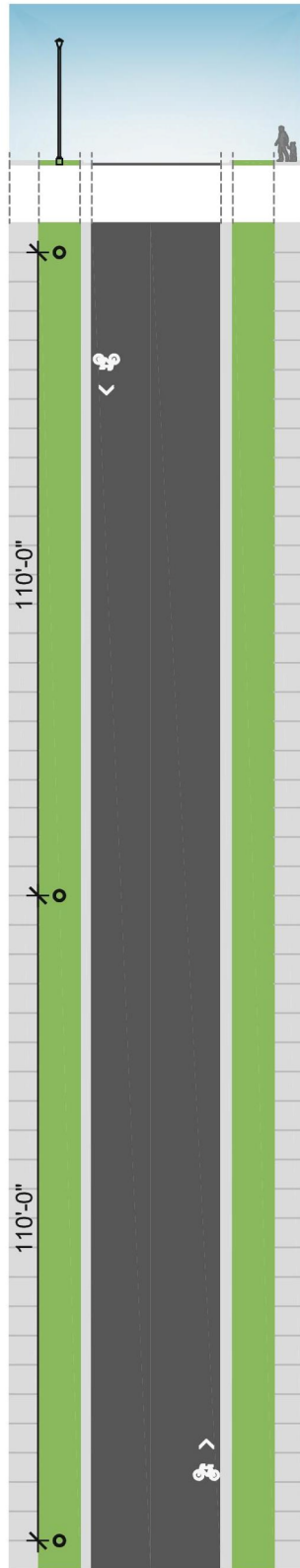
**POLE BASE DISTANCE OFF
OF CURB: 3'-6"**

**DISTANCE BETWEEN POLE
BASES: 220'-0"**
ALTERNATING

POLE TYPE:
TYPE C – 20' ROUND
TAPERED STEEL POLE

BACKLIGHT CONTROL:
BACKLIGHT CONTROL NOT
REQUIRED

LOCAL STREET WITH BIKE ROUTE - SECONDARY



LUMINAIRE TYPE:
C OR ALTERNATE
APPROVED BY DRC

**LUMINAIRE AND POLE
FINISH:**
TYPE C - BLACK
(OTHER VERIFY WITH DRC)

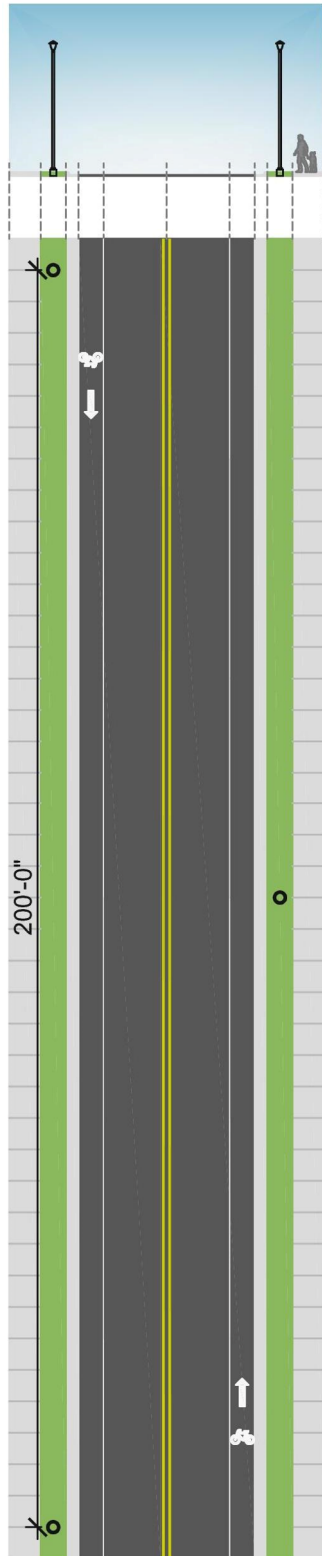
**POLE BASE DISTANCE OFF
OF CURB: 3'-6"**

**DISTANCE BETWEEN POLE
BASES: 110'-0"**

POLE TYPE:
TYPE C – 20' ROUND
TAPERED STEEL POLE

BACKLIGHT CONTROL:
BACKLIGHT CONTROL NOT
REQUIRED

LOCAL STREET WITH BIKE LANES - PRIMARY



LUMINAIRE TYPE:
C OR ALTERNATE
APPROVED BY DRC

**LUMINAIRE AND POLE
FINISH:**
TYPE C - BLACK
(OTHER VERIFY WITH DRC)

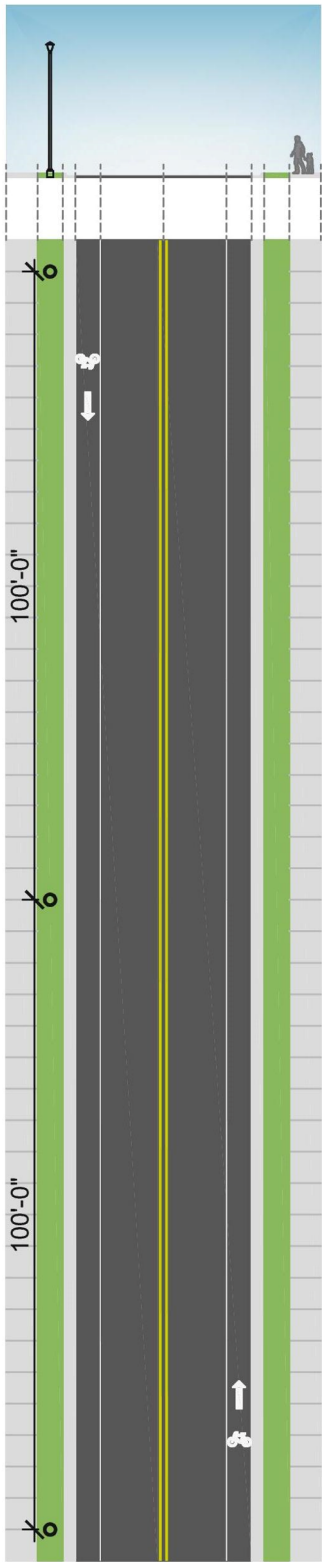
**POLE BASE DISTANCE OFF
OF CURB: 3'-0"**

**DISTANCE BETWEEN POLE
BASES: 200'-0"**
ALTERNATING

POLE TYPE:
TYPE C - 20' ROUND
TAPERED STEEL POLE

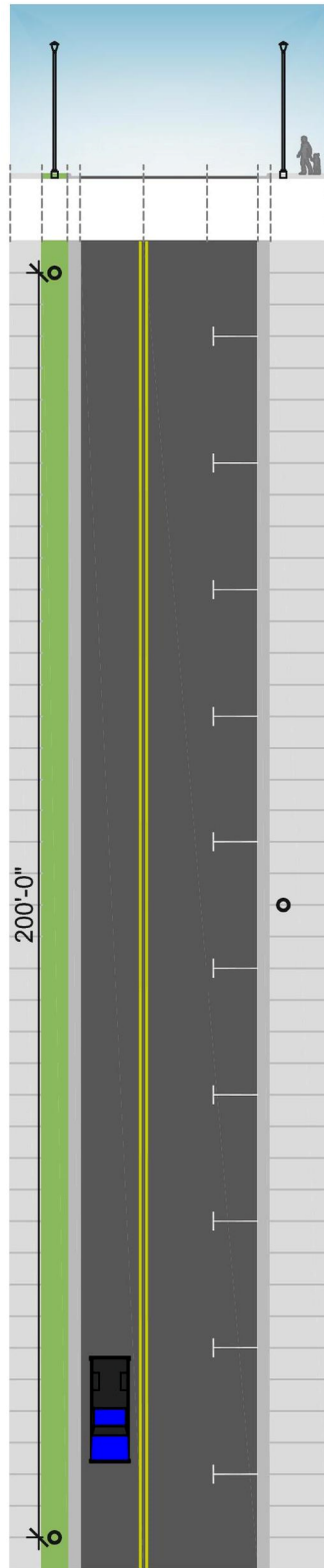
BACKLIGHT CONTROL:
BACKLIGHT CONTROL NOT
REQUIRED

LOCAL STREET WITH BIKE LANES - SECONDARY



- LUMINAIRE TYPE:**
C OR ALTERNATE
APPROVED BY DRC
- LUMINAIRE AND POLE FINISH:**
TYPE C - BLACK
(OTHER VERIFY WITH DRC)
- POLE BASE DISTANCE OFF OF CURB:** 3'-0"
- DISTANCE BETWEEN POLE BASES:** 100'-0"
- POLE TYPE:**
TYPE C – 20' ROUND
TAPERED STEEL POLE
- BACKLIGHT CONTROL:**
BACKLIGHT CONTROL NOT
REQUIRED

LOCAL STREET WITH PARKING LANE - PRIMARY



LUMINAIRE TYPE:
C OR ALTERNATE
APPROVED BY DRC

**LUMINAIRE AND POLE
FINISH:**
TYPE C - BLACK
(OTHER VERIFY WITH DRC)

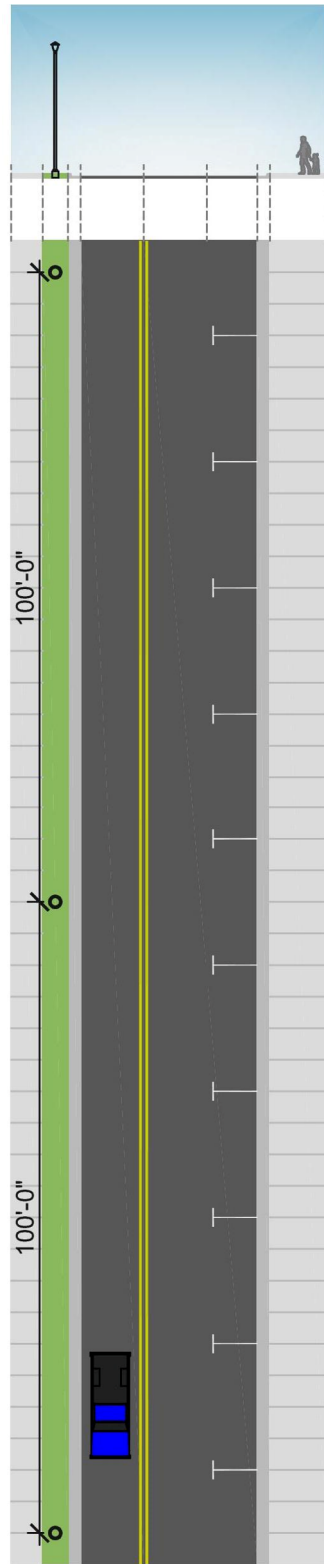
**POLE BASE DISTANCE OFF
OF CURB: 3'-0"**

**DISTANCE BETWEEN POLE
BASES: 200'-0"**
ALTERNATING

POLE TYPE:
TYPE C - 20' ROUND
TAPERED STEEL POLE

BACKLIGHT CONTROL:
BACKLIGHT CONTROL NOT
REQUIRED

LOCAL STREET WITH PARKING LANE - SECONDARY



LUMINAIRE TYPE:
C OR ALTERNATE
APPROVED BY DRC

**LUMINAIRE AND POLE
FINISH:**
TYPE C - BLACK
(OTHER VERIFY WITH DRC)

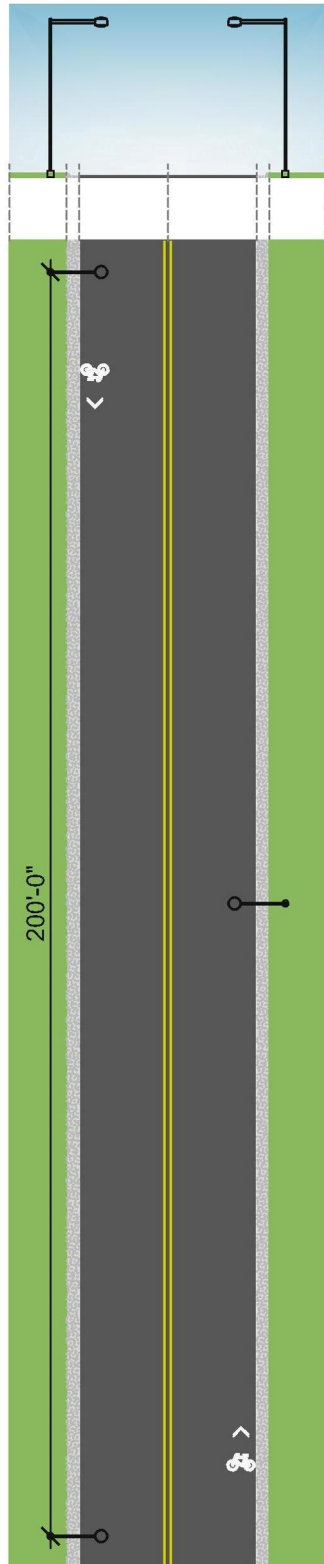
**POLE BASE DISTANCE OFF
OF CURB: 3'-0"**

**DISTANCE BETWEEN POLE
BASES: 100'-0"**

POLE TYPE:
TYPE C – 20' ROUND
TAPERED STEEL POLE

BACKLIGHT CONTROL:
BACKLIGHT CONTROL NOT
REQUIRED

RURAL LOCAL STREET - PRIMARY



LUMINAIRE TYPE: A

LUMINAIRE AND POLE

FINISH:

TYPE A - GRAY

(OTHER VERIFY WITH DRC)

POLE BASE DISTANCE OFF

OF CURB: 3'-0"

DISTANCE BETWEEN POLE

BASES: 200'-0"

ALTERNATING

POLE TYPE:

TYPE A – 30' POWER POLE

MOUNTING ARM LENGTH: 8'

BACKLIGHT CONTROL:

BACKLIGHT CONTROL NOT

REQUIRED UNLESS THE

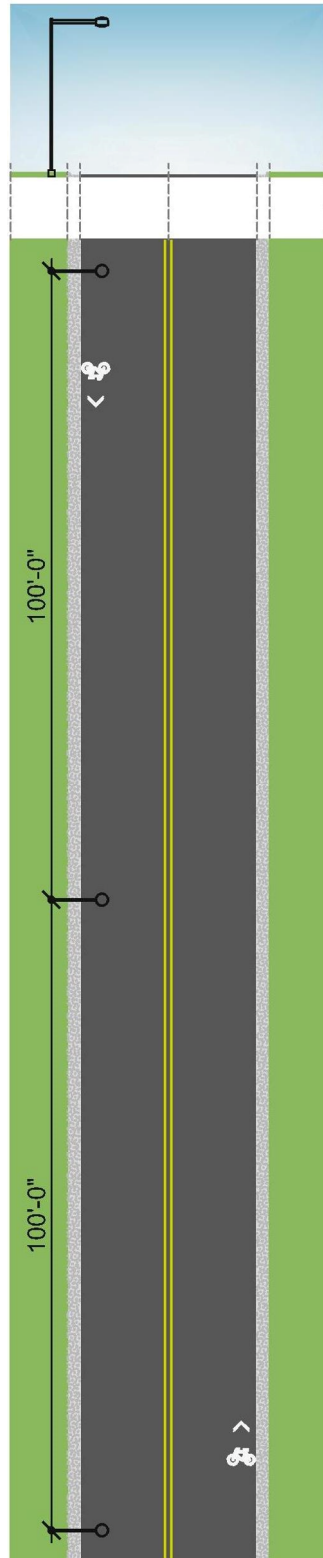
STREET IS ADJACENT TO

RESIDENTIAL PROPERTY

OR LIGHT TRESSPASS IS A

CONCERN

RURAL LOCAL STREET - SECONDARY



LUMINAIRE TYPE: A

LUMINAIRE AND POLE

FINISH:

TYPE A - GRAY

(OTHER VERIFY WITH DRC)

**POLE BASE DISTANCE OFF
OF CURB:** 3'-0"

**DISTANCE BETWEEN POLE
BASES:** 100'-0"

POLE TYPE:

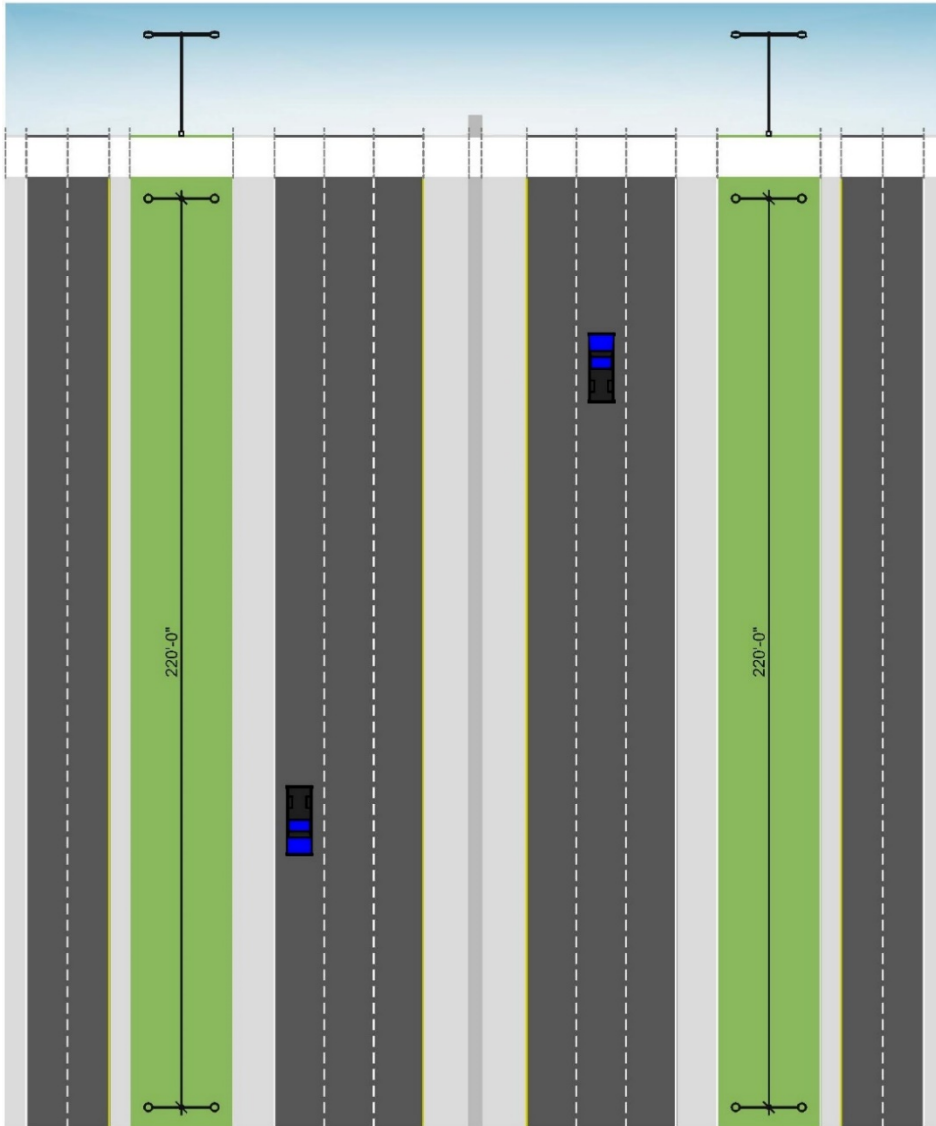
TYPE A – 30' POWER POLE

MOUNTING ARM LENGTH: 8'

BACKLIGHT CONTROL:

BACKLIGHT CONTROL NOT
REQUIRED UNLESS THE
STREET IS ADJACENT TO
RESIDENTIAL PROPERTY
OR LIGHT TRESSPASS IS A
CONCERN

INTERSTATE 30



LUMINAIRE TYPE: D

LUMINAIRE AND POLE FINISH:
TYPE D - GRAY
(OTHER VERIFY WITH DRC)

POLE BASE DISTANCE OFF OF CURB: CENTER LINE OF MEDIAN BETWEEN SERVICE ROAD AND INTERSTATE, MINIMUM 30'-0" CLEAR OF INTERSTATE TRAFFIC LANES

DISTANCE BETWEEN POLE BASES: 220'-0"

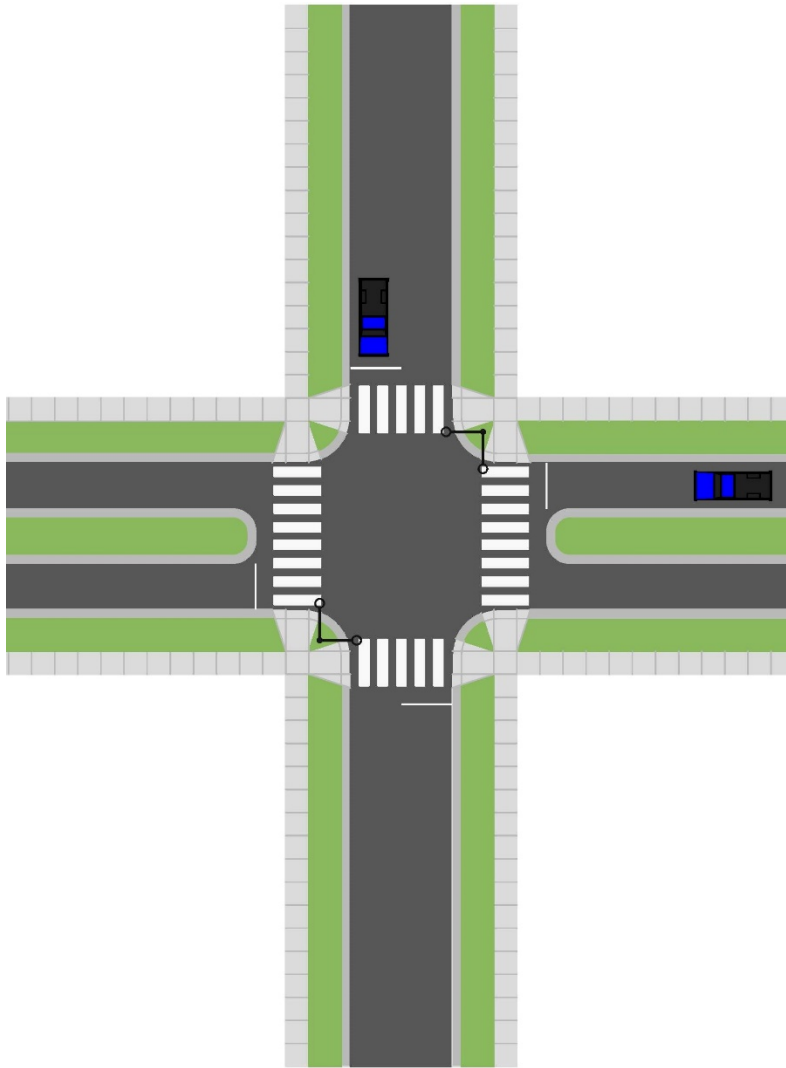
POLE TYPE:
TYPE D – 40' ROUND TAPERED STEEL POLE

MOUNTING ARM LENGTH:
12'

BACKLIGHT CONTROL:
BACKLIGHT CONTROL NOT REQUIRED

NOTES: IF MEDIAN BETWEEN INTERSTATE AND SERVICE ROAD IS MORE THAN 25' WIDE, SPACING MAY REQUIRE CHANGES FOR PROPER LIGHTING LEVELS PER AASHTO RECOMMENDATIONS. ALL LIGHTING WORK ASSOCIATED WITH INTERSTATES AND HIGHWAYS MUST BE REVIEWED, ACCEPTED, AND PERMITTED BY ARKANSAS DEPARTMENT OF TRANSPORTATION. REFER TO ADDITIONAL NOTES ON PAGE 47.

TYPICAL STREET INTERSECTION



LUMINAIRE TYPE:

A, B, OR C
(VERIFY WITH DSC)

LUMINAIRE AND POLE

FINISH: TYPE A – GRAY
TYPE B OR C - BLACK
(OTHER VERIFY WITH DRC)

POLE BASE DISTANCE OFF

OF CURB: MINIMUM 3'-0"
OFF CURB

DISTANCE BETWEEN POLE

BASES: ADJACENT
CORNERS OF STREET
INTERSECTION

POLE TYPE:

TYPE A – 30' POWER POLE
TYPE B – 30' TAPERED
STEEL POLE
TYPE C – 20' TAPERED
STEEL POLE.

MOUNTING ARM LENGTH:

8' FOR TYPE A OR B. NO
ARM FOR TYPE C.

BACKLIGHT CONTROL:

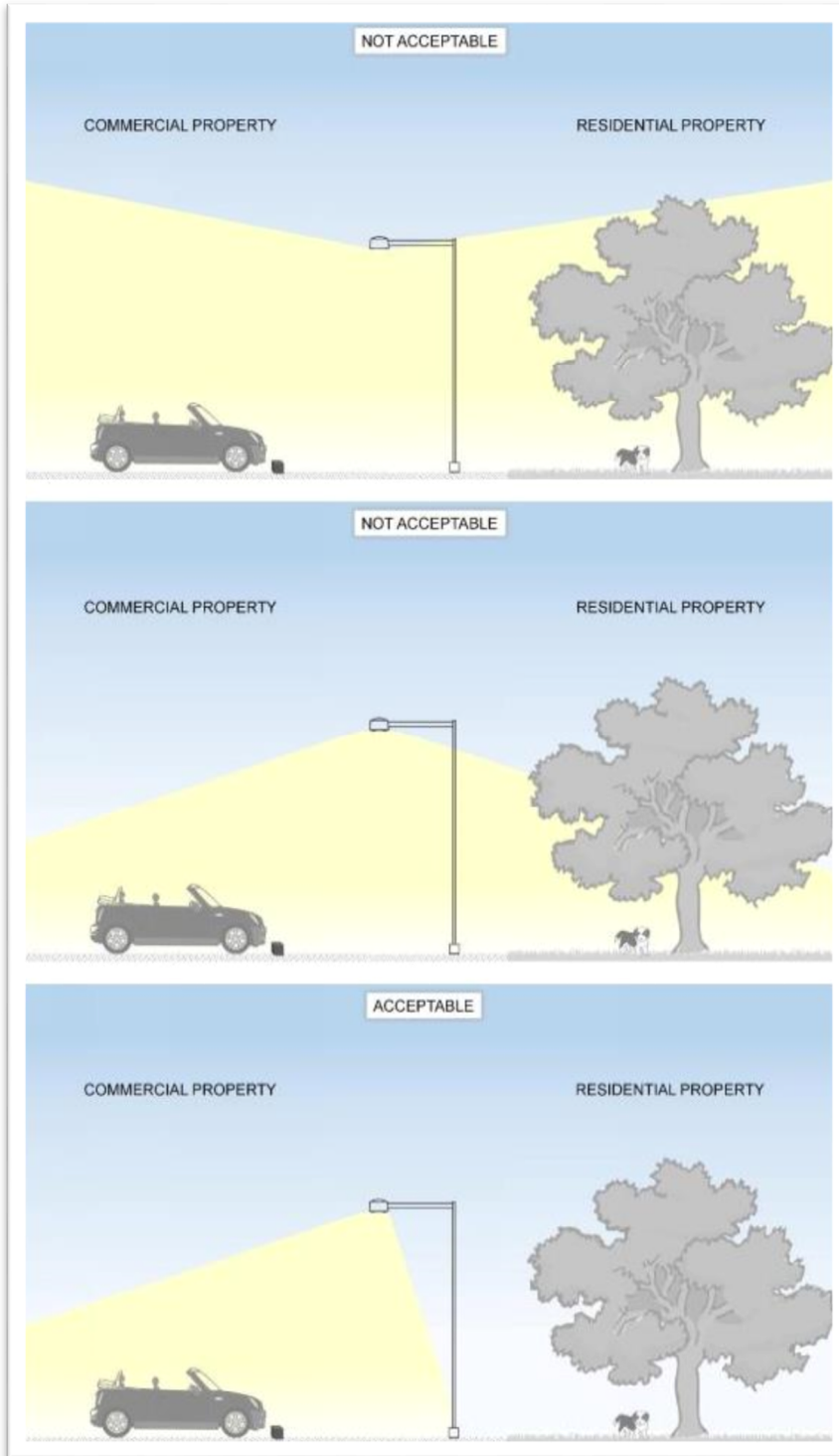
BACKLIGHT CONTROL NOT
REQUIRED UNLESS THE
STREET IS ADJACENT TO
RESIDENTIAL PROPERTY
OR LIGHT TRESSPASS IS A
CONCERN

NOTES:

IF INTERSECTION TRAFFIC
LIGHTS EXIST, LUMINAIRES
MAY BE MOUNTED TO
TRAFFIC LIGHT POLES
(VERIFY WITH DRC).

COMMERCIAL PROPERTY REQUIREMENTS

All commercial properties are required to have night time lighting for security within the City of Bryant. The City of Bryant requires IES recommended lighting levels and contrast ratios be utilized for design of commercial property exterior lighting. The most current energy code adopted by the City of Bryant shall be referred to for control of commercial property lighting. The City of Bryant recommends night time commercial property lighting to be on all night long. If LED dark sky compliant lighting is utilized on the property, it is acceptable to dim the exterior lighting in a uniform manner to 20% when motion controls detect no occupancy after business hours.



The City of Bryant recommends night time commercial property lighting to be on all night long. If LED dark sky compliant lighting is utilized on the property, it is acceptable to dim the exterior lighting in a uniform manner to 20% when motion controls detect no occupancy after business hours.

Exterior parking lot and canopy lighting is recommended to be dark sky compliant. Pole mounted area lighting or canopy luminaires should not be tilted, aimed, and shall not have a drop lens in order to improve security and driver safety within the City of Bryant.

Façade lighting is acceptable when aimed in a way that will not cause security or driver safety concerns due to glare. The preferred method for façade lighting is to mount the luminaires as close to the building as possible and aim at the building only in order to ensure no glare for vehicles.

Lighting on commercial properties adjacent to residential properties shall be designed to minimize light trespass on the residential property. Backlight control optics or house side shields are required on area luminaires mounted along property lines. Luminaires shall not be aimed towards the residential properties in order to minimize light trespass when possible. Tilted luminaires, light globes, and sagging luminaire lens are not recommended in order to minimize light trespass.

DARK SKY COMPLIANCE

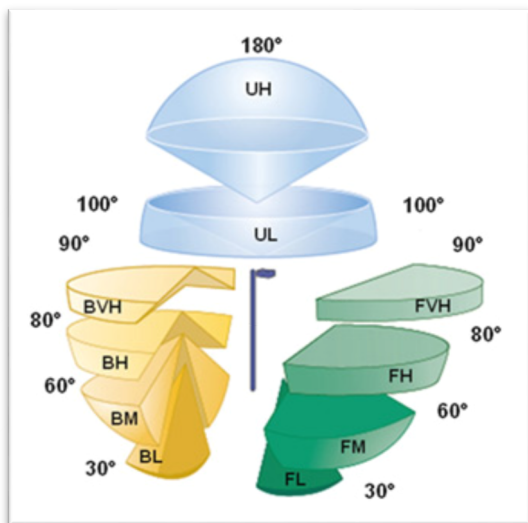
The City of Bryant requires all lighting to meet Arkansas Shielded Outdoor Lighting Act. All utility and alternate luminaires shall meet dark sky compliance recommendations. Dark sky compliance reduces light pollution and allows stars to be visible in the night sky. Alternate luminaires used on projects, other than the pre-selected luminaires from the utility companies, will need to be submitted to the Bryant Design Review Committee for approval prior to construction. The alternate luminaire submittal are recommended to have a B.U.G. rating associated for backlight, up light, and glare. The B.U.G. acronym describes the amount of light emitted from a street luminaire's housing. The B.U.G. rating divides the lighting in to segments in order to define the rating system.



The “B” within the B.U.G. rating designates backlight or the amount of light that shines behind the pole. Backlighting will not be restricted unless it’s adjacent to a residential property. Backlighting is preferred when bike paths, trails, or sidewalks are adjacent to a street. Backlighting will allow these walking paths to be properly illuminated without additional luminaires.


The “U” within the B.U.G. rating designates up light or the amount of light above the horizontal plane of the luminaire lens. Uplighting has a recommended rating of U0 or zero up light. Full cut off luminaires will be acceptable to meet this recommendation. Zero up light ensures the luminaire is suitable for dark sky compliance standards.

The “G” within the B.U.G. rating designates glare at specific angles around the light pole. Tilting or aimed luminaires is not a recommended mounting practice within the City of Bryant, due to glare and security risks. All luminaire types shall pass the Arkansas’s Shielded Outdoor Lighting Act.



LEGEND FOR GRAPHIC TO LEFT:

UH – UPLIGHT HIGH	UL – UPLIGHT LOW
BVH – BACK LIGHT VERY HIGH	FVH – FORWARD LIGHT VERY HIGH
BH – BACK LIGHT HIGH	FH – FORWARD LIGHT HIGH
BM – BACK LIGHT MEDIUM	FM – FORWARD LIGHT MEDIUM
BL – BACK LIGHT LOW	FL – FORWARD LIGHT LOW



The photo to the left demonstrates why glare is not a quality lighting practice when security is a concern. A silhouette of a man is standing in the gate of both photos; however, the man is barely visible in the left photo due to glare from the wall mounted tilted luminaire. Once the glare component of the lighting is covered, the eye can easily focus and see security risks beyond the luminaire. The restriction of tilted or aimed lighting within the City of Bryant will increase security by improving visibility.

Small improvements to lighting practices within the City of Bryant will improve the quality of life for the residences and create a safer city. While tilted, aimed, or sagging lens exterior luminaires seem to improve security by throwing light in all directions, the practice is actually creating the opposite effect. These types of poor lighting practices create an unsafe environment, light pollution, and waste energy.

Dark sky compliance improves security, visibility of the night sky, aids in sustainability with energy savings, and protects the environment from light pollution. All of these improvements connected to dark sky compliant exterior luminaires will create an improved quality of life for the residence within the City of Bryant.



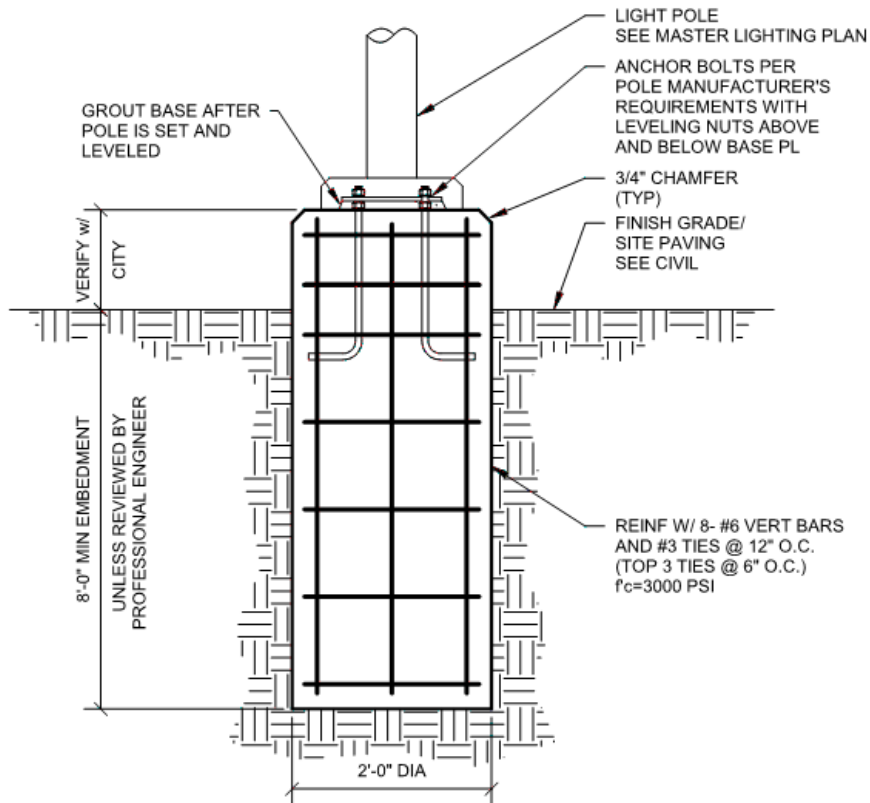
POLE BASE DETAILS

Luminaire type "A" shall have a 30' steel tapered pole or be mounted to wood utility power pole at utility recommended mounting height. Luminaire type "B" shall be mounted to 30' steel tapered pole. Refer to pole base detail below for luminaire type "A" or "B" steel tapered pole.

LIGHT POLE BASE DETAIL - LUMINAIRE TYPE A OR B PRELIMINARY NOT FOR CONSTRUCTION

NOTES:

1. DESIGN OF LIGHT POLE FOUNDATION IS BASED UPON MAXIMUM OVERALL HEIGHT FROM FINISH GRADE TO TOP OF LIGHT POLE OF 30'-0", TWO (2) 8' LONG ARMS AND ONE (1) LUMINAIRE ON EACH ARM WITH MAXIMUM EFFECTIVE PROJECTED AREA OF 1 SQ FT. MAXIMUM OVERALL HEIGHT OF 30'-0".
2. SEE SUPPLIER DRAWINGS FOR ALL CONDUITS AND OTHER ELECTRICAL INFORMATION NOT SHOWN OR NOTED OTHERWISE.
3. LIGHT POLE FOUNDATION TO BE LOCATED A MINIMUM OF 2'-0" AWAY FROM ROADWAYS OR OTHER UTILITIES. REFER TO MASTER LIGHTING PLAN.
4. REINFORCING STEEL IS ASTM 615 (Fy = 60 KSI)
5. MINIMUM CONCRETE COMPRESSIVE STRENGTH IS 3000 PSI
6. SUBMIT CONCRETE MIX DESIGNS FOR REVIEW
7. THIS DESIGN IS ABLE TO BE MODIFIED IF SOILS INVESTIGATION IS PERFORMED AND STRUCTURAL ANALYSIS IS PERFORMED TO DETERMINE EMBEDMENT DEPTH BY STRUCTURAL ENGINEER. SUBMIT REVISED DRAWINGS FOR REVIEW TO DRC.
8. PROVIDE HANDHOLE 2" FROM BOTTOM OF POLE FOR MAINTENANCE.
9. PROVIDE 120V DUPLEX RECEPTACLE WITHIN HANDHOLE WHEN REQUESTED BY DRC.
10. ALL POLES SHALL HAVE AN INTERNAL VIBRATION DAMPER SYSTEM.

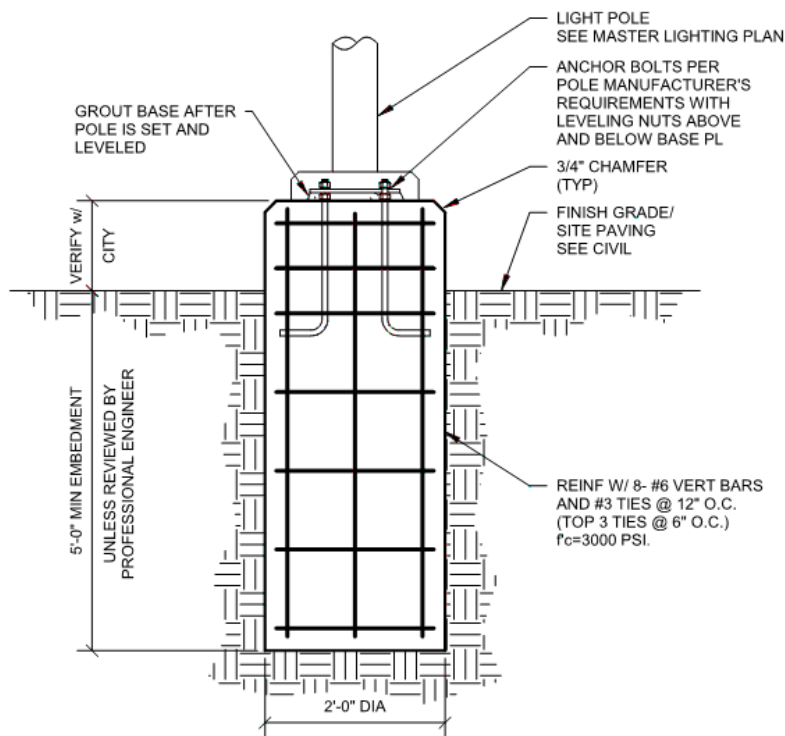


Luminaire type “C” shall have a 20’ steel tapered pole. Refer to light pole base detail below for luminaire type “C” steel tapered pole.

LIGHT POLE BASE DETAIL - LUMINAIRE TYPE C
PRELIMINARY NOT FOR CONSTRUCTION

NOTES:

1. DESIGN OF LIGHT POLE FOUNDATION IS BASED UPON MAXIMUM OVERALL HEIGHT FROM FINISH GRADE TO TOP OF LIGHT POLE OF 25'-0" AND LUMINAIRE MAXIMUM EFFECTIVE PROJECTED AREA OF 3 SQ FT.
2. SEE SUPPLIER DRAWINGS FOR ALL CONDUITS AND OTHER ELECTRICAL INFORMATION NOT SHOWN OR NOTED OTHERWISE.
3. LIGHT POLE FOUNDATION TO BE LOCATED A MINIMUM OF 2'-0" AWAY FROM ROADWAYS OR OTHER UTILITIES. REFER TO MASTER LIGHTING PLAN.
4. REINFORCING STEEL IS ASTM 615 (Fy = 60 KSI)
5. MINIMUM CONCRETE COMPRESSIVE STRENGTH IS 3000 PSI
6. SUBMIT CONCRETE MIX DESIGNS FOR REVIEW.
7. THIS DESIGN IS ABLE TO BE MODIFIED IF SOILS INVESTIGATION IS PERFORMED AND STRUCTURAL ANALYSIS IS PERFORMED TO DETERMINE EMBEDMENT DEPTH BY STRUCTURAL ENGINEER. SUBMIT REVISED DRAWINGS FOR REVIEW.
8. PROVIDE HANDHOLE 2' FROM BOTTOM OF POLE FOR MAINTENANCE.
9. PROVIDE 120V DUPLEX RECEPTACLE WITHIN HANDHOLE WHEN REQUESTED BY DRC.
10. ALL POLES SHALL HAVE AN INTERNAL VIBRATION DAMPER SYSTEM.



Luminaire type “D” pole base detail will need to be submitted with a signed and sealed professional engineer stamp to the City of Bryant DRC for ArDOT review. The luminaire type D pole base detail is not shown in the current Master Lighting Plan for the City of Bryant in order to require a structural engineer to be involved.

All pole bases on Arkansas Highways will require a professional engineering stamp upon submission of project. Luminaire poles on the state highway system shall also meet ‘ArDOT Standard Specifications’ and ‘AASHTO’s Specifications for Structural Supports for Highway Signs, Luminaires, and Traffic Signals’. Fusible breakaway disconnects shall be provided in pole bases to protect the main circuit from physical and short circuit damage in the event of a crash. The smallest gauge wire should be used up the pole to luminaire assembly pre NEC requirements to allow a suitably rated smaller fuse.

LIGHTING CONTROL REQUIREMENTS

Lighting controls are important to the City of Bryant in order to improve the quality of life within our city. All future luminaires installed within the City of Bryant shall have a 7 pin photocell control node. Existing luminaires that are no longer functioning properly shall be upgraded to an LED luminaire with 7 pin photocell control node. The control functions desired by the City of Bryant with the 7 pin photocell control node are listed below. The developer shall coordinate with the City of Bryant to ensure the same controls system is used in new luminaires around the city. The utilities shall share lighting control and information listed below with the City of Bryant. Any training needed to understand and utilize lighting controls and data shall be provided to the City of Bryant as needed.

Controls functions available for 7-pin photocell:

1. Photocell control to turn on the luminaire at dusk and off at dawn.
2. Motion controls to brighten the luminaire when motion is detected or dim the luminaire when motion is not detected. The use of this function will reduce light pollution within the city. The City of Bryant will determine the percentage of light to be reduced when no motion is detected. Dimming is to be provided on all City of Bryant streets, except Arkansas highways. Dimming has not been adopted by ArDOT and is not authorized on state highways.
3. KVA metering within the luminaire photocell control node for accurate power consumption to be transmitted to both the City of Bryant and the utility company.
4. Bluetooth and/or WIFI capabilities for future use of street lighting to create a "Smart City" through the lighting system.
5. Individually addressable control with dimming of individual luminaire for security control.
6. Luminaire, driver, photocell, and LED chip failures shall be notified to both the city streets department and the utility with precise location of the pole to ensure quick maintenance of the luminaire.
7. Gunshot detection shall be integrated into the controls for security within the city. Locations shall be determined by the City of Bryant Police Department and the City of Bryant DRC.
8. Cameras with wireless controls shall be integrated into the poles. The City of Bryant Police Department and the City of Bryant DRC to determine exact location for cameras.

ADDITIONAL REQUIREMENTS

If a roadway is being changed or updated more than 50% then the Master Street Lighting design standard applies to the project. Luminaire documentation with B.U.G ratings, lighting calculations, and luminaire locations must be submitted on the preliminary plat to the Bryant Design Review Committee and Arkansas Department of Transportation (ArDOT) for review and permit approval. Roadway Lighting built by permit will require City of Bryant to submit construction plans, photometric data, design parameters (ex. LLF), lamp data (TM-21, LM-80 & LM-79 reports), poles, and foundation design with professional engineer stamp to the Arkansas Department of Transportation to be reviewed and accepted before a permit is issued. Developer will be required provide this information to the City of Bryant for each project.

Unless luminaires are provided and maintained by the utility, all future neighborhood developments shall be required to have a Property Owners Association or an Improvement District. The Property Owners Association or Improvement District must be set up by the developer. The developer shall provide all luminaires within the neighborhood during construction. The bill of assurance for the lighting maintenance shall be the responsibility of the Property Owners Association or the Improvement District after construction is complete for all luminaire maintenance not provided by the utility company.

When new luminaires are being mounted to existing power poles, the lighting pole spacing may have up to a 10% variance of the noted distance on the Master Lighting Plan to accommodate existing power pole locations but point by point lighting calculations will need to be submitted. The 10% variance does not apply to highways within the city per ArDOT.

All luminaires must be installed in accordance with the most current adopted National Electric Code NFPA 70 in the state of Arkansas. All labor associated with the luminaire installation must be provided by a licensed electrician in the State of Arkansas. All trenching and installation of pole bases must follow "One Call" excavation requirements. Arkansas One Call contact phone number is 811 or 1-800-482-8998. All lighting designs must comply with the most current energy code adopted by the City of Bryant.

When working on Highway projects, in addition to a Roadway Lighting Permit, the developer will need to obtain a special permit from the ArDOT District to work in the right of way. Directional boring is the only acceptable method allowed for placing wiring and conduit under highways.

Compliance with the Master Street Lighting document within the City of Bryant is a minimum standard. All future projects shall meet or surpass the design efforts required within this document.

REFERENCES

1. AASHTO Roadway Lighting Design Guide
2. Arkansas One Call
3. Arkansas Department of Transportation (ArDOT) Standards http://ardot.gov/standard_specifications.aspx
4. Illuminating Engineering Society Handbook IES HB-10-11
5. Illuminating Engineering Society Recommended Practice for Roadway Lighting IES RP-8-14
6. Illuminating Engineering Society TM-15-11, B.U.G. Rating System\
7. Illuminating Engineering Society TM-21
8. Illuminating Engineering Society LM-79
9. Illuminating Engineering Society LM-80
10. International Dark-Sky Association
11. National Electrical Code NEC NFPA 70
12. 'Walk Bike Drive Master Transportation Plan' of the City of Bryant

AN ADDENDUM TO RESOLUTION NO. 2015-05 PROVIDING FOR THE ADOPTION OF A RECORDS MANAGEMENT SYSTEM OF BRYANT WATER AND SEWER BILLING OFFICE, INCLUDING REGULATIONS FOR MAINTENANCE, RETENTION AND DISPOSAL; AND FOR OTHER PURPOSES.

RETENTION SCHEDULE FOR THE CITY OF BRYANT, ARKANSAS - WATER/SEWER BILLING

Semi Permanent Records are items such as fixed assets and equipment detail records, investment and certificate of deposit records, journals, ledgers, and subsidiary ledgers, and annual financial reports and must be kept for a period of at least seven years.

Support Documents are items such as cancelled checks, invoices, bank statements, receipts, deposit slips, bank reconciliations, check book registers or listings, receipts listings, monthly financial reports, payroll records, budget documents, and bids, quotes, and related documentation and must be kept for at least four years.

Electronically stored documents related to customer transactions, billing, and are available in Springbrook. Shared drives are backed up through City of Bryant IT.			
DOCUMENT	ELECTRONIC (Springbrook and Shared Drives)	PAPER COPY	ARKANSAS CODE or FEDERAL STATUTE APPLICABLE
UTILITY BILLING & COLLECTIONS			
Adjustment Registers (Billing, Leak, Past Due, Payments)	4	1	
Bank Draft Registers	4	1	§ 14-59-114 - 4 Years
Billing Drafts	4	4	
Billing Registers	4		
Billing Updates		4	
CAW System Dev and Watershed Protection Reports		4	
Collections Lists, Affidavits		4	
Customer Account Docs (Scanned into Springbrook) (App,Disconnect,Transfer, Dr License)	4		
Customer AutoDrafts-Batch List		1	
Deposit Slips(Revenue, Operating, Impact Water/Sewer, Subdivision Impact Water/Sewer, Stormwater, Salem Royalty)	4		§ 14-59-114 - 4 Years
Drafts	4	1	§ 14-59-114 - 4 Years
End of Day Receipts (All pay methods)	4	1	
Final Billing Register	4		
Fire Sprinkler Letters/Payments		1	
Meter Sets, Swaps, and Sewer Tie-Ons		1	
Miscellaneous Refund/Transfer Customer Acct Activity		1	
Monthly Transfers (Impact Fees-Water/Sewer, Salem Royalty, Stormwater, Subdivision Impact Water/Sewer)		4	
Postage Payment Records(Pre-Sort)		1	
Salem Meter Reads for Sewer Billing		1	
Salem Royalty Payments	4	1	
Senior Discount/Stormwater Exemption(Scanned)	4	1	
Service Requests-Springbrook Generated	4		
Utility Billing Year End Reports	4		
Woodland Hills Reporting/Invoicing		4	

Resolution NO. 2018-____

A RESOLUTION TO AMEND RESOLUTION 2015-05 TO INCLUDE THE ATTACHED RECORDS RETENTION POLICY FOR WATER AND SEWER DEPARTMENT

WHEREAS, the City of Bryant has a systematic plan for the inventory, storage, and ultimately the destruction of records in accordance with certain state and federal laws; and

WHEREAS, the City of Bryant owns and operates a Water and Wastewater system that keeps and maintains records, and it is necessary to establish retention periods for such records; and

WHEREAS, the City of Bryant wishes to add records management for the Water and Wastewater system to the Records Management policy adopted by the City.

NOW, THEREFORE, BE IT RESOLVED BY THE CITY COUNCIL OF BRYANT, ARKANSAS THAT:

Section 1. The attached records retention policy for the City of Bryant Water and Sewer Department shall be added to the Records Management policy adopted by Resolution No. 2015-05.

PASSED and APPROVED this _____ day of January, 2018.

APPROVED:

Jill Dabbs, Mayor

Approved as to Form:

Richard Chris Madison, Staff Attorney

ATTEST:

Sue Ashcraft, City Clerk