Bryant City Council
Regular Meeting
May 28th, 2019
Boswell Municipal Complex-City Hall Courtroom

AGENDA

INVOCATION

PLEDGE OF ALLEGIANCE

CALL TO ORDER

APPROVAL OF MINUTES

Documents:

UNapproved Minutes Regular Meeting April 30th, 2019.docx

ANNOUNCEMENTS And PRESENTATIONS

COMMITTEE And COMMISSION REPORTS
Bryant A&P Commission Quarterly Reports -- *Bob Joiner Chairman Presenting*

Documents:

Bryant Advertising and Promotion Commission Report to City Council for May 28th 2019.pdf

Building Safety Month Proclamation
Mayor Allen Scott Presenting

Documents:

2019 Building Safety Month .pdf

Senior Center Presentation
Mary Vickers Presenting

Departmental Report
Public Works --- Mark Grimmett, Director

PUBLIC COMMENTS

- *Public Comments should be limited the three (3) minutes per speaker*

OLD BUSINESS

Project Update

Todd Mueller Garver Engineering presenting

1. Bryant Parkway Project Update

Documents:

Garver Bryant Parkway Update (2019-5-28).pdf

NEW BUSINESS

Finance

Presenter: Joy Black, Finance Director

2. Presentation and Approval of the 2019 April Year to Date City Financial Report (see attachment)

3. Resolution- A Resolution Providing for the Adoption of an Amended Budget for the City of Bryant for the twelve month period beginning January 1, 2019 and ending December 31, 2019(see attachment)

4. Resolution - Resolution Accepting Proof of Record Destruction Authorized by Ordinance No. 2019-07

5. Ordinance - An Ordinance to Waive the Competitive Bidding Process for IT Services and for other Purposes.

Documents:

APRREPMTD.pdf
MAYBUDADJ.pdf
RESRECRET.pdf
05.15.19 Waiver for Complete Computing.pdf

Human Resources Department

6. Resolution - Resolution regarding a new position description and income range for the position of City Engineer.

7. Resolution - Resolution regarding a new position description and income range for the position of Wastewater Superintendent.

8. Resolution - Resolution regarding a new position description and income range for the position of Water Superintendent.

Documents:

Resolution - City Engineer.pdf
City Engineer 2019.pdf
Resolution - Wastewater Superintendent.pdf
Wastewater Superintendent - Prop 2019.pdf
Resolution - Water Superintendent.pdf

Water Superintendent - proposed 2019 -.pdf

Legal Department

Josh Farmer - Bryant City Attorney Presenting

9. An Ordinance Levying a Tax on all Real Property in the City of Bryant, Saline County Arkansas For the purposes as Provided by Law.

10. An Ordinance Levying a Tax on all Personal Property in the City of Bryant, Saline County Arkansas For the purposes as Provided by Law.

11. A Resolution Authorize the Mayor to Enter into a Franchise Agreemetn for Ambulance Services with Saline Memorial Hospital

12. Termination of Bryant Advertising and Promotion Commissioners *(requested by Council Members Carlton Billingsley and Lorne Gladden)*

Documents:

An Ordinance Levying a Tax on All Real Property.pdf
Copy of An Ordinance Levying a Tax on All Personal Property.pdf
Resolution to Enter into Franchise Agreement with SMH for Ambulance Services - 5.21.19.pdf
City of Bryant Franchise Agrmnt 0419 (1).pdf

Planning & Community Development Department

Presenter - Truett Smith - Director of Planning and Community Development

13. Ordinance - An Ordinance Amending the Comprehensive Zoning Ordinance of the City of Bryant to rezone certain property from C-2 to C-1. (3820 Highway 5)

Documents:

0124-APP-02.pdf

MAYOR COMMENTS

COUNCIL COMMENTS

ADJOURNMENT

APPROVAL OF MINUTES

Bryant City Council
Regular Meeting
April 30th, 2019
Boswell Municipal Complex-City Hall Courtroom

UNApproved Minutes

- **INVOCATION:** by Council Member Butch Higginbotha**m**

- **PLEDGE OF ALLEGIANCE**
- **CALL TO ORDER:** by Mayor Allen Scott
- **ROLL CALL:** Present – Permenter, Hawk, Henson, Miller, Higginbotham.
  Absent- Gladden, Billingsley, Roedel
- **QUORUM PRESENT**

Approval of Minutes
Approval of the March 26, 2019, Regular Minutes.

Motion to approve by Council Member Higginbotham, second by Council Member Henson. Voice vote: 5 yeas. Passed.

COMMITTEE And COMMISSION REPORTS
NONE

ANNOUNCEMENTS and PRESENTATIONS
- Mayor - Thanked the BAA and the BSA for help cleaning Bishop Park.
- Mayor – Bryant's new "IT" is now here – Brian Williams.
- Mayor - Bryant's new Police chief is Carl Minden .
- Mayor - Coffee with Mayor Scott and Chief Carl Minden May 4th at Mills Park at 9 a.m..
- Dana Poindexter – ARC (Air Race Classic) Here in Bryant June 18th, 2019.

Proclamations (recording 9:00)
- Drowning Prevention Awareness Month
- Christiansen Syndrome Awareness Month (Canceled until next month).

DEPARTMENT REPORTS (recording 12:00)
- Captain Plouch – PD received Dispatcher of the year.
- Mark Grimmitt – Public Works Director – Wants to sale an item on ARDOT. @ govdeal.com. **Motion** to approve by Council Member Higginbotham, second by Council Member Hawk. Voice vote: 5 yeas. Passed.

PUBLIC COMMENTS

- Mary Vickers – With the Bryant Sr Center – May is Older American Month.
- Linda Zanger – Thanked City Hall for pickup of trash debris after the flood.
- Jason Brown – With the Chamber of Bryant – Concerns with the A&P Commission.
- Derrick Phillips – Concerns with the A&P Commission.

(Recording 25:00 – 46:59)
Council Member Hawk made a **Motion to go to Executive Section,** second by Council Member Higginbotham. Voice vote: 5 yeas. Left at 6:56pm and returned at 7:17pm.
Upon return, Mayor Scott announced that, no decision was made.

OLD BUSINESS
NONE

Motion to add an item to the agenda by Council Member Higginbotham, second by Council Member Miller. Voice vote: 5 yeas. Passed. This new item will be #9 on the agenda.

NEW BUSINESS (recording 48:00)

Finance Joy Black - Presenting

1. **Presentation and Approval** of the 2019 March Year to Date City Financial Report.

Motion to approve by Council Member Miller, second by Council Member Hawk.
Voice vote: 5 yeas. Passed.

2.**Ordinance**- An Ordinance Providing for the Permission to Destroy Certain Specified City Records per City Policy in Resolution 2015-5; And For Other Purposes including departments: Finance.

Motion to suspend the rules and read first, second and third reading by title only by Council Member Higginbotham, second Henson. Voice vote: 5 yeas. Passed. Ordinance read by Mayor Scott.

Motion to ADOPT by Council Member Miller, second Henson. Voice vote: 5 yeas. Passed.
Ordinance # 2019-07

Bryant Fire Department Presenter: JP Jordan, Fire Chief (recording 56:08)

3. Department General Rules and Regulations Amended Draft 2019 with Engineer.

Motion to approve by Council Member Higginbotham, second Council Member Hawk.
Voice vote: 5 yeas. Passed.

Human Resources Presenting – Charlotte Rue (recording 58:00)

4. **Resolution** - Resolution regarding a new position description and compensation plan for the Planner position.

Motion to approve by Council Member Higginbotham, second Council Member Permenter. Voice vote: 5 yeas. Passed. **RESOLUTION # 2019-32**

5. **Resolution** - Resolution regarding an updated position description and compensation plan for the Accounts Payable Technician. (recording 1:00)

Motion to approve by Council Member Miller, second Council Member Henson. Voice vote: 5 yeas. Passed. **RESOLUTION # 2019-33**

Parks Department Presenter - Parks Director Chris Treat

6. 2019 Bryant Barracudas Program Agreement.

Motion to approve by Council Member Henson, second Hawk. Voice vote: 5 yeas. Passed.

7. Project funding request: Ashley and Alcoa 40 Renovation Phase 1. (recording 1:03)

Motion to approve by Council Member Hawk, second Council Member Permenter. Voice vote: 5 yeas. Passed.

Public Works Presenter: Mark Grimmett

8. Yard Waste Pilot Program. (form on file)

9. **Item added to the agenda** (Reference before New Business) (recording 1:13)

Ordinance An Ordinance waiving competitive bidding solicitation requirements and authorizing the Bryant Street department to obtain two (2) quotes and select the bidder for installation of temporary signalization of the intersection of Hill Farm and Reynolds road and declaring and emergency.

Motion to suspend the rules and read first, second, and third reading by title only by Council Member Higginbotham, second by Council Member Permenter. Voice vote: 5 yeas. Passed. Ordinance read by Mayor Scott.

Motion to Adopt by Council Member Hawk, second by Council Member Miller. Roll call vote: 5 yeas. Passed. **ORDINANCE 2019-08.**

Motion to Approve an Emergency Clause by Council Member Miller, second Council Member Henson. Roll call vote: 5 yeas. Passed.

MAYOR COMMENTS (recording 1:20)

- Coffee with the Mayor at Mills Park Saturday at 9am.

COUNCIL COMMENTS

Council Member Hawk – Council Member Hawk made a **Motion.**
Motion to terminate all previous administration A&P members, with a 30 day notice, second Council Member Permenter. Voice vote: 5 yeas. Passed.

ADJOURNMENT

Time: 7:54 Motion Council Member Higginbotham, second Council Member Miller. Voice vote: 5 yeas. Passed. Recording: 1:24:00

_____
Mayor Scott

ATTEST

_____
City Clerk Sue Ashcraft

Quarterly Report for 1st Quarter 2019

Presented to the Bryant City Council

Tuesday, May 28th, 2019

Bob Joiner, Commission Chair

The Bryant Advertising and Promotion Commission Mission Statement

The Advertising and Promotion Commission will prepare and execute a long-term strategic plan for external advertising of the City of Bryant which will create and encourage an environment of creativity, growth, and opportunity regarding the economy and citizens of the City. This will be accomplished through such things as the creation and promotion of events, attractions, and tourism activities. The Commission will also work to enhance the City's overall quality of life through the development of community parks and other recreational facilities.

Introduction: I want to thank you all for the opportunity to report on the activities of the Bryant Advertising and Promotion Commission during the 1st Quarter of 2019. It was the intent of the Commission to wait until 2019 to begin event funding and we reviewed 1st Quarter 2019 requests at our October 2018 regular meeting. No motion was made on the one request for that time period as the host site was at a location outside of Bryant; however, the Commission did consider two event ideas scheduled in November 2018 to provide an opportunity for a civic group fundraising event and one competitive event associated with a national organization.

As we closed out 2018, we had the honor of paying out awards to the Bryant Boys and Girls Club for the Christmas Bingo Bash, and opened 2019 with an award payment to Bryant Parks and Recreation for serving as a host site of a Senior Olympics National Qualifier Pickleball competition. Both events were approved with the receipt of an Event Request Form and awards paid upon receipt of our Post Event form along with invoices for documentation. What follows is a review of 1st quarter activity and actions taken during meetings.

Regular Meeting of January 22nd. In accordance with our Event Guidelines, three events were presented in January's regular meeting for award consideration to be hosted at Parks' facilities during the 2nd Quarter of 2019: The 2nd Annual Duck Derby hosted by the Bryant Rotary Club (May 4th), the Spring Bingo Bash hosted by the Bryant Boys and Girls Club (Apr 18th), and the inaugural Bryant Senior Prom hosted by the Bryant Senior Activity Center (June 20th). Each group presented an Event Request Form with budget summary for consideration. The commission also addressed the need to develop bylaws which would include language to designate funds for specific requests made towards new development projects, Parks capital improvements, and event funding. This item was tabled for further discussion with legal counsel who was not in attendance.

Regular Meeting of February 19th. At our February regular meeting, we received a public comment from one of our Bryant City Council Members as recorded in our regular meeting minutes…

Public Comments: Butch Higginbotham of Bryant requested that a portion of A&P funds be directed to Parks for upgrades and to build new projects; plus, a fixed dollar amount be set as a cap on the existing service agreement with the City of Bryant.

Other actions taken at the meeting included an award to fund the construction of an entrance sign at Mills Park pending proper approvals, and a motion to approve percentages for the designation of funds.

As an item of New Business, Bryant Parks Director Chris Treat presented a list of events for funding consideration for the entirety of 2019. (Note: The January 2019 meeting was to look at funding for 2nd Quarter 2019) No event request forms were submitted with the list of events. After Mr. Treat completed his presentation, no motion was made to award the events on his list.

The following day, I did reach out to Mr. Treat to follow up on some ideas about how to revisit the event items with the commission. My feedback was that the commission should always try to at least cover the difference between what Bryant Parks would receive in daily rental fees for fields/facilities and what they receive for a tournament rate. This could serve as one formula of methodology and gives us a foundation to report to the auditor during audit review. Here is Mr. Treat's response…

Chris Treat <ctreat@cityofbryant.com> Thu, Feb 21, 2:06 PM
to Allen, me, Alderman, Joy

Bob,
Thank you for reaching out and sharing your thoughts on A&P's funding of Parks Department events.

I do not agree with your statement *"the Parks Department's concern in this situation is recovering the difference between the typical rental rate for the space (which should be priced to recover overhead expenses related to staffing and site maintenance supplies) and the final negotiated rate to be paid by the tournament director."* We do not negotiate rates with tournament directors. Our rates are fixed and approved by the Parks Committee and Council. We are not trying to recover the cost of any specific event in our rental fees. Our major concern is being competitive in the market to bring as many events as possible to the City of Bryant. The fact that we have seventy events on the books for 2019 shows we have achieved the goal of being competitive in the market. I also think a focus on specific events misses the larger point of our purpose at this time. We are striving to provide excellent services to the citizens of Bryant and its visitors. Taking each event is not productive because it doesn't take into account the cost to have a Parks Department of our size and scope. In my opinion the sheer number of events we have booked warrants significant funding from A&P.

It is important to note that we will be hosting these events regardless of the A&P commissions decision to help fund them or not. If the commission is looking for costs related to overhead expenses you need only to look at our 2.4 million dollar budget approved by City Council. This is what I see as the "overhead" it takes to run Bryant Parks. I would also point the commission to the ordinance that established the it in 2017 *"All funds credit to the City of Bryant Adverting and Promotions Fund pursuant to this Ordinance shall be used for the advertising and prompting the city and its environs or for the construction, reconstitution, extension, equipment, improvement, maintenance, repair, and operation of tourist promotion facilities in the city, and facilities necessary for, supporting, or otherwise pertaining to, the city parks system."* At this point the Bryant Parks system is the only tourist destination in the city therefore any funds given to the Parks Department fulfills the A&P commissions directive to fund tourism and parks.

In my opinion the challenge before the commission will not be providing justification for helping fund the 2019 events taking place at Bryant Parks, rather the commission will be challenged to provide justification for NOT helping fund the events the Parks Department hosts that bring thousands of visitors into the restaurants and hotels the commission represents. The commission is currently sitting on almost half a million dollars of tax payers money. If the commission does not start to show some progress its very existence will come into question. In my opinion helping the Bryant Parks Department fund the events I presented to the commission this week will give the commission credibility and evidence of progressing towards its purpose.

I must emphasize there is a very important perspective that Council and the Parks Department need to consider going forward. In regards to the administration of funds, Arkansas Code (c)(2)(B)and City of Bryant Ordinance 2017-38 prohibits the distribution of proceeds for "*the general operation of the city*". So, any reference to A&P funding being awarded to pay for Parks' operating expenses related to the approved budget from Council is reckless in my opinion and indicates a lack of understanding regarding the state law that governs our activity.

Also, in terms of funding, I believe it is important that Council not be seen as giving the commission a "directive" as Mr. Treat infers in his email as this law also says "*The commission is the body that determines the use of the city advertising and promotion fund.*" Arkansas Code 26-75-606(a)(2)(A)

Parks Department event and non-event activity is already a singular effort in terms of operations and I commend their hard work and diligence to serve residents of Bryant and our many visitors. The Commission's focus is to identify and separate costs associated with event funding in terms of finance and accounting for compliance with state law, city ordinance, and Bryant A&P guidelines. Event documentation should identify costs that have been covered as part of the Council's approved budget and serve to transition these items to A&P's funding.

The auditor engaged to review our operations should be able to assist with guidance regarding the level of detail needed for compliance. Until that time, I believe no activity should be entertained by council members or the Parks Department to further efforts to persuade commissioners regarding the disbursement of funds without proper documentation as this could prove counterproductive to all concerned.

Special Meeting of March 4th: In January, I was advised by the City Attorney that bylaws would be a good idea and this was reinforced by Mayor Scott. The Commission held a special meeting in early March to discuss a first draft of bylaws, to complete the election of officers, and discuss the addition of services for legal counsel and administrative support. The actions taken in the meeting include the election of officers, and authorization for a commissioner to contact Arkansas Municipal League to recommend an attorney for additional legal support.

Regular Meeting of March 18th: In preparation for this meeting, I emailed Finance Director Joy Black to request information about debt financing of projects. My inquiry emphasized an event (civic) center because it has been a reoccurring topic brought up by the Bryant Chamber of Commerce and Council Member Higginbotham. (The council member mentioned the item from his chair during my quarterly report to Council in February.) Sarah Perry of the Saline Courier is referenced in my email. Here is my email and an excerpt from Joy's…

A&P Financing Options Inbox ×

Bob Joiner <bryantapcommission@gmail.com> Mar 13, 2019, 7:24 AM
to Joy

Good morning Joy,

Over the past couple of months, I've heard increasing commentary regarding capital expenditures for A&P. None of the ideas have been developed to the point of adding them as agenda items, but I think it's time to learn more about the finance process in terms of bonds and traditional finance; plus, begin some kind of action plan to prioritize various ideas and budget development.

Sarah shared with me at the last meeting that the cost of the Benton Event Center back in 2012/13 was above 7 million; so, I expect we'd be looking north of 8-8.5 in today's market. My opinion is that a project like that would basically commit A&P funds for at least 20 years given what we need to set aside for administration and operating expenses. I believe discussion is needed as this is just one of a half dozen ideas with budgets that could be several hundred thousand to millions of dollars.

I'm going to bring some recent articles I've read regarding an amphitheater(9.5 million budget) and another incorporating electronic billboard advertising. Parks unveiled their new plan for Ashley and Alcoa; so, I hope they might have some numbers as well.

Thank you for your help,

•••

Joy Black <jblack@cityofbryant.com> Mar 13, 2019, 8:27 AM
to me

Okay I will start looking into it as well. I know the Convention Center in Hot Springs was paid for with bonds as well and had the backing of the city to secure that loan in some capacity. I do not know if that was a requirement or just to get a better rate. I believe too from reading the state statutes that bonding any of your money will necessitate taking it back as a vote of the people. The City of Bryant uses Stephens for all our debt issuances beyond Amendment 78 (I'll see if its open to A&Ps but it is for smaller amounts paid

I do believe the estimate for an event center comparable to Benton would now be at least $8.5 million as the 10 year U.S. inflation rate is 19.51% and 2022 would be the earliest we could see a project like this completed. If you factor this amount over 20 years at an interest rate of 4%, the monthly payment is approximately $51,500. Factor in the 10 percent Joy has ask us to maintain for administration costs, you have a monthly outlay of $57,500. In the first quarter of 2019, the A&P Commission has receipts of $179,555, or $59,850 per month.

I also ask you to consider public perception of such a large project at this time. There is interest by the Bryant Chamber to serve as the administrator for the event/civic center. State law and city ordinance states the commission may not use funds for "*General subsidy of any civic groups or chamber of commerce*". If it is perceived that an event or civic center is being unduly prioritized over other important A&P activity; then, the project could be received as an attempt to create a subsidy and jeopardize the program.

Lastly, as it pertains to the financing of any project over $2 million, the Commission has the right to initiate a bond issuance to finance project costs. But, from Ms. Black's research, it looks as if this debt requires a public vote for passage. We are only a few years removed from our last bond issuance and many financial issues remain on the forefront of the City of Bryant's financial landscape. I believe it is imperative that Council let the Commission stay the course with a focus on some smaller projects and assist Parks' in its' goal to upgrade strategic facilities that will enhance sports tourism activity and ideas to increase its' advertising capacity.

Ms. Black's recommendation was to look at the pavilion as an initial funding project.

In regards to the meeting itself, here is an excerpt from our minutes. I believe it is important to note that Parks' presentation regarding Ashley/Alcoa Parks was not on the agenda for any action to be taken; rather, it was to be part of the discussion regarding the financing of projects.

NEW BUSINESS

. **A&P Finance For Capital Projects**

A discussion of finance requirements for funding A&P capital projects and cost projections.- **discussion of different projects as examples, but no action as Joy Black was absent and legal counsel/Commission accountant discusses with Commissioners.**

. **Bishop Park Pavilion**

A discussion of the Pavilion's history as a 2016 bond improvement item and consideration by the A&P to fund the continuation of this project.
Discussion of project and the costs vs. wants. Per Chris Treat this was not a priority for Parks, and Jason Brown stated that electricity on the grounds was more important to the Chamber. However, Jason stated a simply pavilion would be helpful for events throughout the year, but not what was a conceptual drawing. No action taken.

MISCELLANEOUS

Chris Treat brought conceptual drawings for Ashley and Alcoa Parks with costs/phases on back of drawings. Per Chris Treat, Ashley Park would become an elite practice facility as the Parks are out of space, and they will cut the Park down to two fields from 4 with an indoor practice facility. Alcoa Park would become a hub for the trails system with added football fields and dog park. Scott Hill was concerned about use of park space available for the community as most community members can't access fields or pay a higher use fee. No action was taken.

The Commission did approve a go forward plan to pursue additional legal assistance and post an RFQ as advised by the legal advisor recommended through Arkansas Municipal League. We reviewed a second draft of bylaws which included the edits from our review on March 4th. This document awaits legal review.

Conclusion: Coming out of the 1st Quarter, we have begun the process of funding events and continue to develop productive relationships with civic groups and event host directors. Our goal in the remainder of 2019 is to become more focused towards defining our priorities and processes for funding of events, capital improvements, and new development projects through the implementation of Commission bylaws.

There is shared frustration over funding of Parks' event activity during 1st Quarter, but event funding documentation will become better defined in terms of event guidelines. Plus, all capital improvement and new development funding requests should have documentation that includes a stated purpose associated with the mission of the A&P and a budget projection with contractor bids. To date, the Parks' Department has yet to bring any capital items to the Commission for consideration. Conceptual ideas for capital projects shared with me in conversation or meetings include: an amphitheater, baseball fields(Ashley), billboards, a building

acquisition, an entrance sign structure(Mills Park), an event/civic center, lighting for the multi-purpose field (Bishop), a Pavilion at Bishop, improvements for the soccer complex (Midland), and softball fields(Alcoa).

The commission continues to look forward to the opportunity of working with Bryant Parks and local civic groups, and seeks greater support from the City Council to successfully navigate the complexities surrounding the authorized use of A&P funds. The worst case scenario for all concerned is to let the integrity of the program be compromised with activity that may be interpreted as an attempt to circumvent state law and city ordinance regarding administration of funds. We have engaged a certified public accounting firm for audit review as described in the services agreement with the City and we should receive guidance regarding any administrative development for our program in the near future.

I want to offer a special thanks to our Code Enforcement and Finance Departments for their assistance to our mission. Your support is vital to our efforts and it is not taken for granted. Thank you for your service.

Our city is full of creative ideas and has an abundance of opportunity to present Bryant as a place to visit, stay, and grow as we develop--step by step, day by day.

Together, Bryant can make it happen.

Submitted Respectfully,

Bob Joiner, Commission Chair

Advertising and Promotion Commission
BRYANT
Arkansas

INTERNATIONAL CODE COUNCIL
BUILDING SAFETY

Proclamation

Building Safety Month — May, 2019

Whereas, our city is committed to recognizing that our growth and strength depends on the safety and economic value of the homes, buildings and infrastructure that serve our citizens, both in everyday life and in times of natural disaster, and;

Whereas, our confidence in the structural integrity of these buildings that make up our community is achieved through the devotion of vigilant guardians—building safety and fire prevention officials, architects, engineers, builders, tradespeople, design professionals, laborers, plumbers and others in the construction industry—who work year-round to ensure the safe construction of buildings, and;

Whereas, these guardians are dedicated members of the International Code Council, a U.S. based organization, that brings together local, state and federal officials that are experts in the built environment to create and implement the highest-quality codes to protect us in the buildings where we live, learn, work, play, and;

Whereas, our nation benefits economically and technologically from using the International Codes® that are developed by a national, voluntary consensus codes and standards developing organization, our government is able to avoid the high cost and complexity of developing and maintaining these codes, which are the most widely adopted building safety and fire prevention codes in the world;

Whereas, these modern building codes include safeguards to protect the public from natural disasters such as hurricanes, snowstorms, tornadoes, wildland fires, floods and earthquake; which, according to a FEMA-commissioned study by the National Institute of Building Sciences, provide $11 in future mitigation benefits for every dollar invested, and;

Whereas, Building Safety Month is sponsored by the International Code Council to remind the public about the critical role of our communities' largely unknown protectors of public safety—our local code officials—who assure us of safe, efficient and livable buildings that are essential to America's prosperity, and;

Whereas, "No Code. No Confidence." the theme for Building Safety Month 2019, encourages all Americans to raise awareness of the importance of safe and resilient construction; fire prevention; disaster mitigation, and new technologies in the construction industry. Building Safety Month 2019 encourages appropriate steps everyone can take to ensure the safety of our built environment, and recognizes that the implementation of safety codes by local and state agencies has saved lives and protected homes and businesses, and,

Whereas, each year, in observance of Building Safety Month, Americans are asked to consider the commitment to improve building safety and economic investment at home and in the community, and to acknowledge the essential service provided to all of us by local and state building departments, fire prevention bureaus and federal agencies in protecting lives and property.

NOW, THEREFORE, I, Allen Scott, Mayor of the City of Bryant, AR do hereby proclaim the month of May 2019 as Building Safety Month. Accordingly, I encourage our citizens to join with their communities in participation in Building Safety Month activities.

_____

Signature

4701 Northshore Drive
North Little Rock, AR 72118

TEL 501.376.3633
FAX 501.372.8042

www.GarverUSA.com

City of Bryant – Bryant Parkway Update

May 28, 2019

Bryant Parkway: Hill Farm Rd. to Shobe Rd. (Project 2)

Status:

- 90% Bridge Plans are complete and the bridge layout has been approved by Union Pacific Railroad
- All FEMA Comments have been addressed on the Conditional Letter of Map Revision and FEMA is performing their final review.
- 30% roadway plans have been approved by the city. Currently working with the Saline County Airport to address all of their comments. Garver will proceed with 60% Roadway design once the Saline County Airport approves the 30% design.
- Waiting on the FAA to approve the Saline County Airport's Master Plan Update which rezones the area for Bryant Parkway as Non-Aeronautical Use. Once this is approved, we will be able to submit the Land Release Request to the FAA for review and approval. The Land Release request will need to be approved before construction can begin on Bryant Parkway south of Shobe.

Schedule:

- Topo Surveys (completed): May 2018
- Parcel Surveys (completed): June 2018
- Additional Topo Surveys: (completed): May 2019
- 30% Submittal (Submitted): February 2019
- 60% Submittal: August 2019
- Submit Land Release to FAA Waiting on FAA Approval of MPU
- FAA Approval of Land Release October 2019 – December 2019
- Final Submittal: October 2019 – December 2019
- Planned Construction Start Date: 6 weeks after FAA Approval of Land Release

Cost:

- $14,750,000 Total Cost

Bryant Parkway: Shobe Road to Interstate 30 (Site 1)

Status:

- Redstone is approximately 85% complete with construction. Most of the drainage, grading curbing, and paving is complete.
- A Change Order is being executed with Redstone to reconstruct Shobe Road, and to add a left turn lane on Raymar Road. Redstone's contract time will be extended for this additional work. Work on Site 1 is expected to be complete in late Summer of 2019.

Schedule:

- Construction Start Date (in progress): May 2018
- Anticipated Construction Completion: Summer 2019

Cost:

- Construction Contract Amount = $5,270,197.47

Corbyn, Richard C.

From: Clay McManaman <cmcmana@upcontractor.up.com>
Sent: Monday, February 11, 2019 7:06 PM
To: Corbyn, Richard C.
Cc: mgrimmett@cityofbryant.com; Mueller, Todd, E.; Ruddell, John, H; ttaylor@cityofbryant.com; Steve.Weston@ardot.gov; dgwoods@up.com
Subject: Overhead Structure, 30% Plans, MP 361.03, Trk Main No.1, Main No. 2, Little Rock Sub, Bryant Pkwy, Bryant, AR, DOT 973987V, AWO 47419

Categories: Filed By Newforma

Control Number 661F03

Public Project Review Document :

Category: Overhead Structure
Description: 30% Plans
Project:

City: Bryant
State: AR
Roadway/Other: Bryant Pkwy
DOT: 973987V&

MP: 361.03 &
Track Main No.1, Main No. 2
Subdivision: LITTLE ROCK SUB
Lat/Long: 34.607973/ -92.474203

Folder #:
FES#
Work Order# 47419
Purchase Order #
Service Order#

Date Received: 01/21/2019
Date Assigned: 01/21/2019
Date Released: 02/11/2019

Received From: Richard Corbyn (Garver)
Assigned To: Matt Lemmerman
Released To: Clay McManaman

Status: Approved

For Assignee Only: Days

Send To: Clay McManaman/UPC
Copy To:
Subject: Overhead Structure, 30% Plans, MP 361.03, Trk Main No.1, Main No. 2, Little Rock Sub, Bryant Pkwy, Bryant, AR, DOT 973987V, AWO 47419

Approved

The previous comments have been addressed in the 30% Plans submittal. Final stamped and signed plans are still required to be reviewed prior to receiving full approval of the project.

**

This email and any attachments may contain information that is confidential and/or privileged for the sole use of the intended recipient. Any use, review, disclosure, copying, distribution or reliance by others, and any forwarding of this email or its contents, without the express permission of the sender is strictly prohibited by law. If you are not the intended recipient, please contact the sender immediately, delete the e-mail and destroy all copies.

**

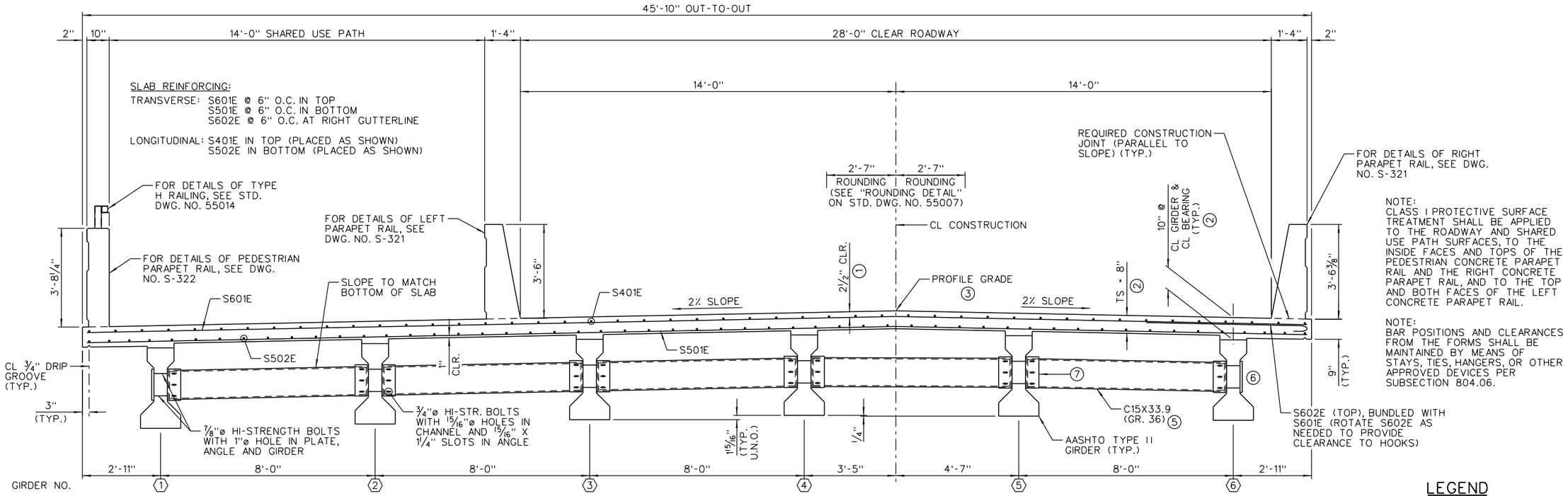

NOTE:
CLASS I PROTECTIVE SURFACE TREATMENT SHALL BE APPLIED TO THE ROADWAY AND SHARED USE PATH SURFACES, TO THE INSIDE FACES AND TOPS OF THE PEDESTRIAN CONCRETE PARAPET RAIL AND THE RIGHT CONCRETE PARAPET RAIL, AND TO THE TOP AND BOTH FACES OF THE LEFT CONCRETE PARAPET RAIL.

NOTE:
BAR POSITIONS AND CLEARANCES FROM THE FORMS SHALL BE MAINTAINED BY MEANS OF STAYS, TIES, HANGERS, OR OTHER APPROVED DEVICES PER SUBSECTION 804.06.

TYPICAL ROADWAY SECTION

(LOOKING AHEAD)
SCALE: ½" = 1'-0"

NOTE:
THE SUPERSTRUCTURE DETAILS SHOWN ARE FOR USE WHEN REMOVABLE DECK FORMING IS USED AND ARE THE BASIS FOR MEASUREMENT OF "CLASS S(AE) CONCRETE".

LEGEND

U.N.O. = UNLESS NOTED OTHERWISE
EF = EACH FACE

(1) TOLERANCE:
MINUS = ¼"
PLUS = AMOUNT OF SLAB THICKENING USED TO MEET SLAB THICKNESS TOLERANCE - SEE "ADJUSTMENT FOR SLAB THICKNESS TOLERANCE" ON DWG. NO. S-306.

(2) SEE "ADJUSTMENT FOR SLAB THICKNESS TOLERANCE" ON DWG. NO. S-306.

(3) MEASURED TO WORKING POINT. SEE "ROUNDING DETAIL" ON STD. DWG. NO. 55007.

EXPANSION DEVICE:
RDWY. CHANNEL MC18X42.7
CONN. CHANNELS MC18X42.7 (COPE ONE FLANGE)

(4) GALVANIZED THREADED INSERTS: DAYTON-RICHMOND F-42 LOOP FERRULE INSERT OR AN APPROVED EQUAL. ¾"ø THREADED RODS TO BE AASHTO M270, GRADE 36 OR AASHTO M31 OR M53, GR. 60. THESE ARE TO BE SUBSIDIARY TO THE ITEM "PRESTRESSED CONCRETE GIRDERS (TYPE II)". GALVANIZING SHALL BE IN ACCORDANCE WITH AASHTO M232 CLASS C OR AASHTO M298 CLASS 50.

(5) ALL COMPONENTS OF THE STEEL DIAPHRAGMS SHALL BE GALVANIZED. GALVANIZING SHALL BE IN ACCORDANCE WITH AASHTO M111.

(6) PL ½" X 4" X 1'-2"

(7) L6X4X½ X 14" (CENTER ANGLE ON WEB OF GIRDER). A STANDARD WASHER SHALL BE SUPPLIED FOR USE UNDER BOTH THE NUT AND THE HEAD OF THE ¾"ø & ⅞"ø H.S. BOLTS. AN ADDITIONAL 2½" O.D. WASHER SHALL COVER THE ANGLE SLOTS.

NOTES:
FOR DETAILS OF POURED SILICONE JOINT, SEE DWG. NO. S-323.

THE PROFILE OF THE ROADWAY CHANNEL SHALL BE ESTABLISHED BASED ON THE VERTICAL CURVE IN CONJUNCTION WITH SKEW.

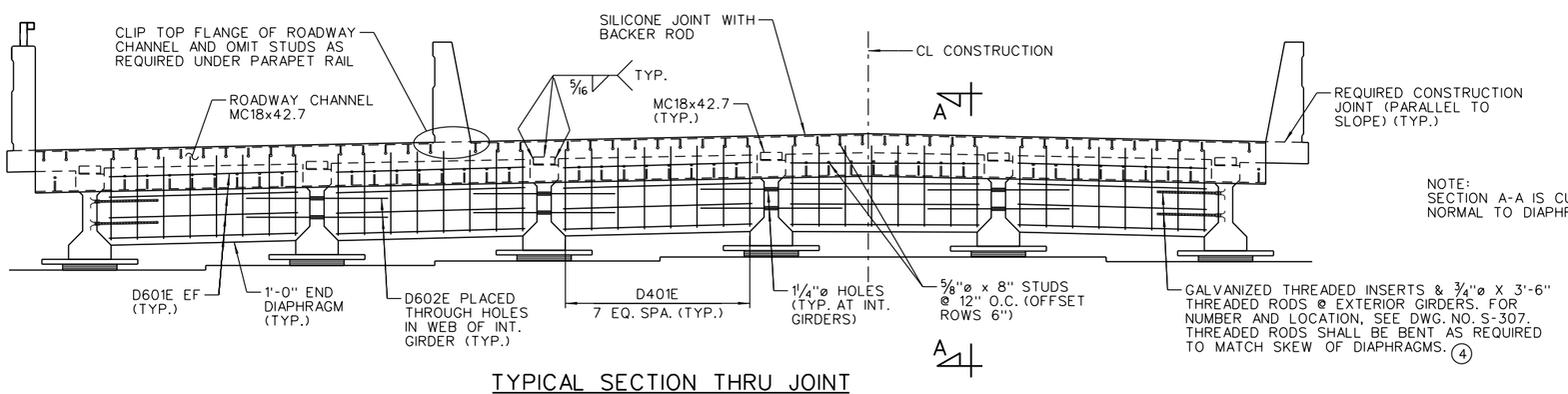

TYPICAL SECTION THRU JOINT

(LOOKING AHEAD)
NO SCALE

NOTE:
SECTION A-A IS CUT NORMAL TO DIAPHRAGM.

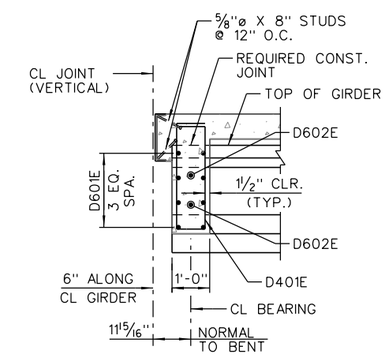

SECTION A-A

NO SCALE

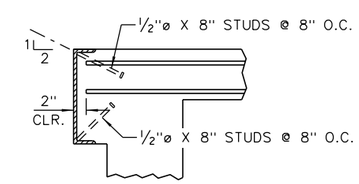

DETAILS OF ALTERNATE ANCHORS

NOTE:
AS AN ALTERNATE TO ⅝"ø STUDS, ½"ø X 8" STUDS SPACED AS SHOWN MAY BE USED. USE WEIGHT OF ⅝"ø STUD AS BASIS OF MEASUREMENT OF STRUCTURAL STEEL.

GARVER
© 2018 GARVER, LLC
THIS DOCUMENT, ALONG WITH THE IDEAS AND DESIGNS CONVEYED HEREIN, SHALL BE CONSIDERED INSTRUMENTS OF PROFESSIONAL SERVICE AND ARE PROPERTY OF GARVER, LLC. ANY USE, REPRODUCTION, OR DISTRIBUTION OF THIS DOCUMENT, ALONG WITH THE IDEAS AND DESIGN CONTAINED HEREIN, IS PROHIBITED UNLESS AUTHORIZED IN WRITING BY GARVER, LLC OR EXPLICITLY ALLOWED IN THE GOVERNING PROFESSIONAL SERVICES AGREEMENT FOR THIS WORK.

90% PLANS
NOT FOR CONSTRUCTION

REV.	DATE	DESCRIPTION	BY

CITY OF BRYANT
BRYANT, ARKANSAS

BRYANT PARKWAY RAILROAD OVERPASS TO SHOBE RD.

DETAILS OF 50'-0" PRESTRESSED CONCRETE GIRDER SPAN
(SHEET 1 OF 5)

JOB NO.: 16017140
DATE: FEB 2019
DESIGNED BY: SRY
DRAWN BY: CWT

BAR IS ONE INCH ON ORIGINAL DRAWING
0 1"
IF NOT ONE INCH ON THIS SHEET, ADJUST SCALES ACCORDINGLY.

DRAWING NUMBER
S-304

SHEET NUMBER X

abhall 4/1/2019 5:47:01 PM
\\WORKSPACE\Garver Bridge
L:\2016\16017140 - Bryant Parkway\Drawings\PROJECT 2B\BP2C-S304-U1-SX.dgn

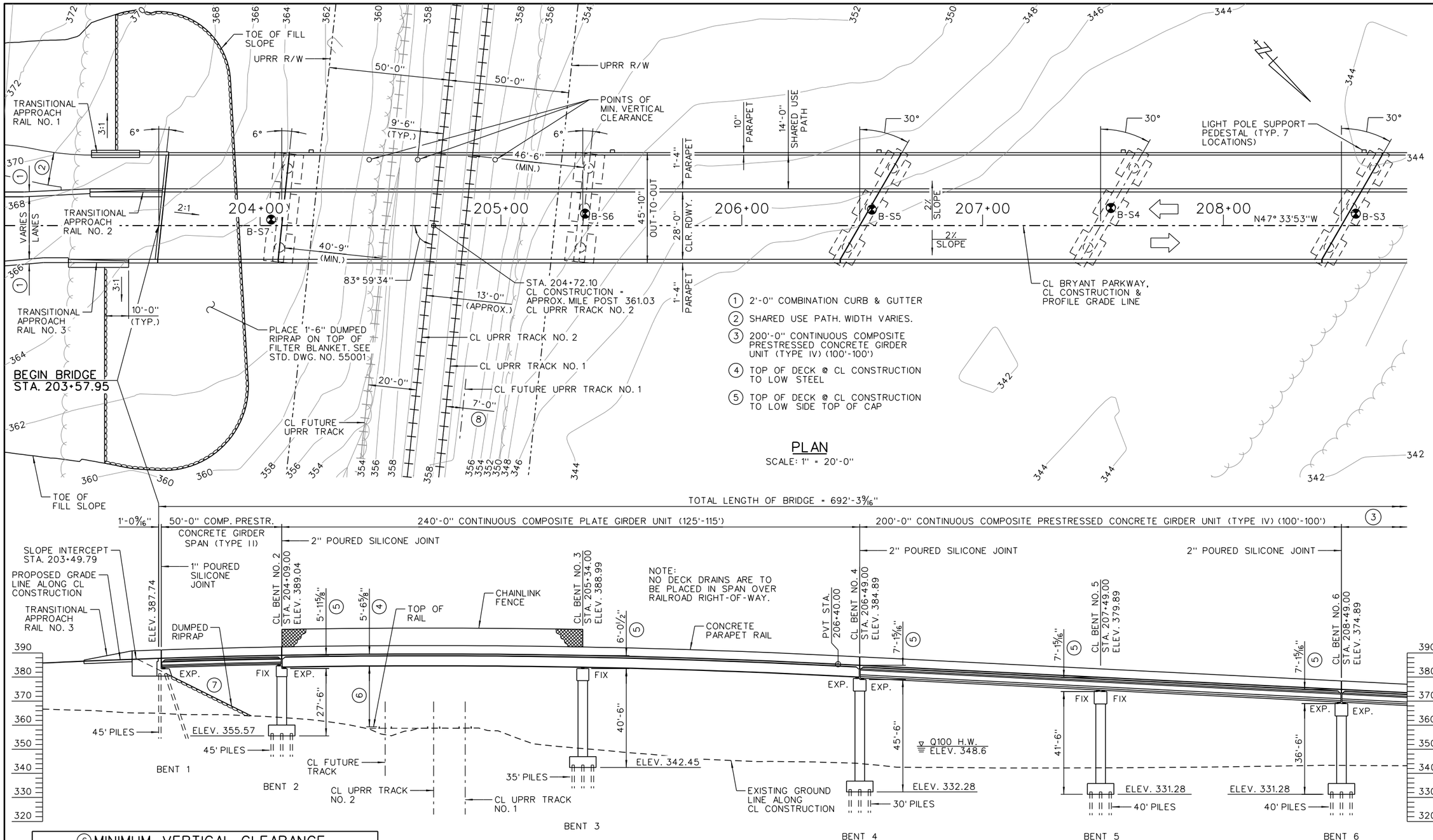

1. 2'-0" COMBINATION CURB & GUTTER
2. SHARED USE PATH. WIDTH VARIES.
3. 200'-0" CONTINUOUS COMPOSITE PRESTRESSED CONCRETE GIRDER UNIT (TYPE IV) (100'-100')
4. TOP OF DECK @ CL CONSTRUCTION TO LOW STEEL
5. TOP OF DECK @ CL CONSTRUCTION TO LOW SIDE TOP OF CAP

PLAN

SCALE: 1" = 20'-0"

NOTE:
NO DECK DRAINS ARE TO BE PLACED IN SPAN OVER RAILROAD RIGHT-OF-WAY.

ELEVATION

SCALE: 1" = 20'-0"

6 MINIMUM VERTICAL CLEARANCE			
9'-6" FROM CL FUTURE TRACK NO. 1	9'-6" FROM CL EXISTING TRACK NO. 1	9'-6" FROM CL EXISTING TRACK NO. 2	9'-6" FROM CL FUTURE TRACK
8 24'-1"	24'-2"	24'-0"	23'-11"

7. 2:1 PERPENDICULAR TO END BENT
8. ACCOMMODATES FUTURE LOCATION OF TRACK NO. 1 SHIFTED TO PROVIDE 20' BETWEEN TRACK NOS. 1 & 2

NOTES:
STATIONS SHOWN ARE ALONG CL CONSTRUCTION.

ELEVATIONS SHOWN ARE AT TOP OF DECK ALONG CL CONSTRUCTION. ELEVATIONS SHOWN ARE AT WORKING POINT. SEE "ROUNDING DETAIL" ON STD. DWG. NO. 55007.

FOR "GENERAL NOTES", "VERTICAL CURVE DATA" & "HYDRAULIC DATA", SEE DWG. NO. S-102.

FOR R/W DATA, SEE ROADWAY PLANS

GARVER

© 2018 GARVER, LLC
THIS DOCUMENT, ALONG WITH THE IDEAS AND DESIGNS CONVEYED HEREIN, SHALL BE CONSIDERED INSTRUMENTS OF PROFESSIONAL SERVICE AND ARE PROPERTY OF GARVER, LLC. ANY USE, REPRODUCTION, OR DISTRIBUTION OF THIS DOCUMENT, ALONG WITH THE IDEAS AND DESIGN CONTAINED HEREIN, IS PROHIBITED UNLESS AUTHORIZED IN WRITING BY GARVER, LLC OR EXPLICITLY ALLOWED IN THE GOVERNING PROFESSIONAL SERVICES AGREEMENT FOR THIS WORK.

90% PLANS
NOT FOR CONSTRUCTION

REV.	DATE	DESCRIPTION	BY

City of Bryant Arkansas 1892

CITY OF BRYANT
BRYANT, ARKANSAS

BRYANT PARKWAY RAILROAD OVERPASS TO SHOBE RD.

LAYOUT OF BRIDGE OVER UNION PACIFIC RAILROAD (SHEET 1 OF 2)

JOB NO.: 16017140
DATE: FEB 2019
DESIGNED BY: JES
DRAWN BY: CWT

BAR IS ONE INCH ON ORIGINAL DRAWING
0 1"
IF NOT ONE INCH ON THIS SHEET, ADJUST SCALES ACCORDINGLY.

DRAWING NUMBER
S-101

SHEET NUMBER X

abhall 4/1/2019 5:46:27 PM
WORKSPACE:Garver Bridge
L:\2016\16017140 - Bryant Parkway\Drawings\PROJECT 2B\BP2C-S101-L0.dgn

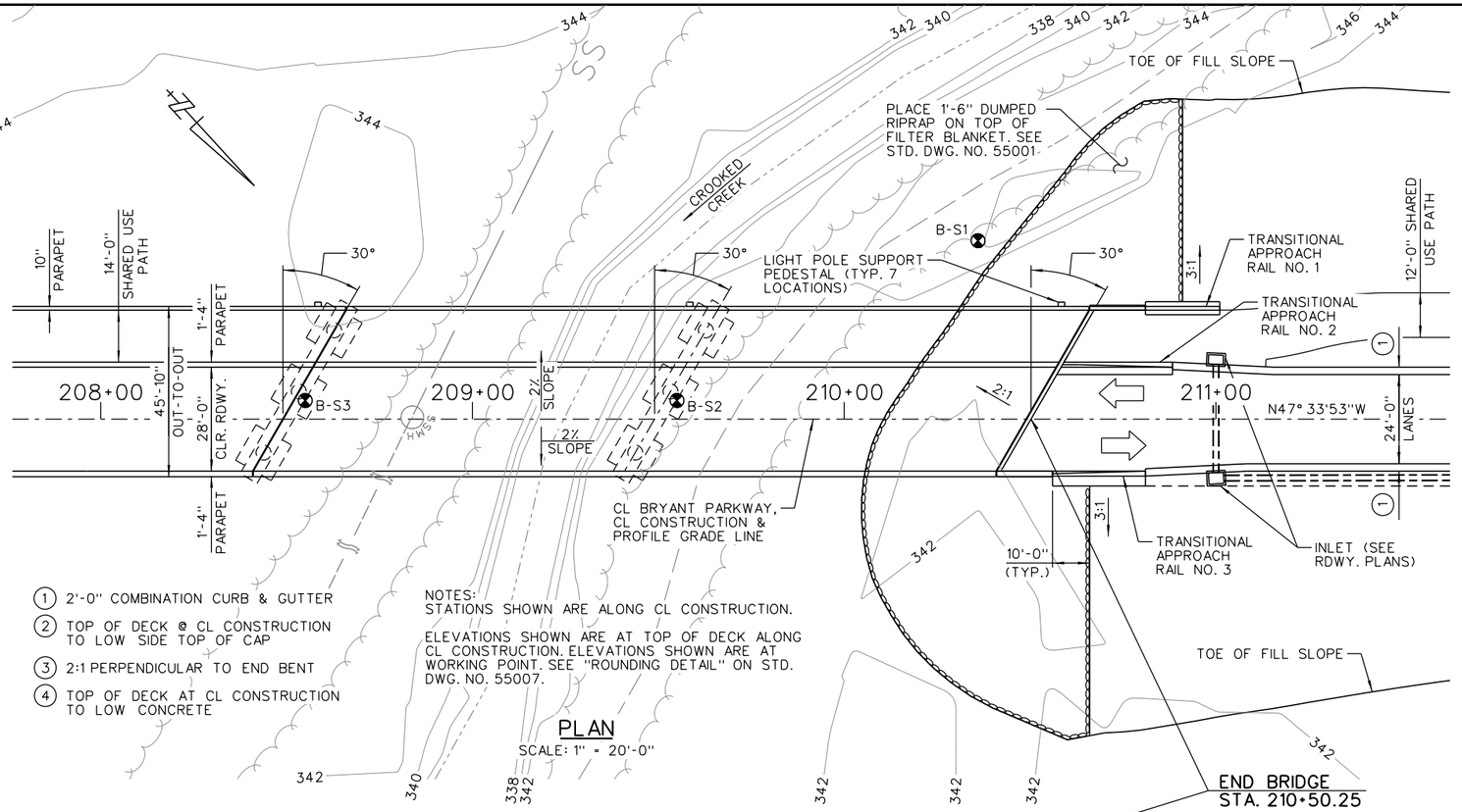

1. 2'-0" COMBINATION CURB & GUTTER
2. TOP OF DECK @ CL CONSTRUCTION TO LOW SIDE TOP OF CAP
3. 2:1 PERPENDICULAR TO END BENT
4. TOP OF DECK AT CL CONSTRUCTION TO LOW CONCRETE

NOTES:
STATIONS SHOWN ARE ALONG CL CONSTRUCTION.

ELEVATIONS SHOWN ARE AT TOP OF DECK ALONG CL CONSTRUCTION. ELEVATIONS SHOWN ARE AT WORKING POINT. SEE "ROUNDING DETAIL" ON STD. DWG. NO. 55007.

PLAN

SCALE: 1" = 20'-0"

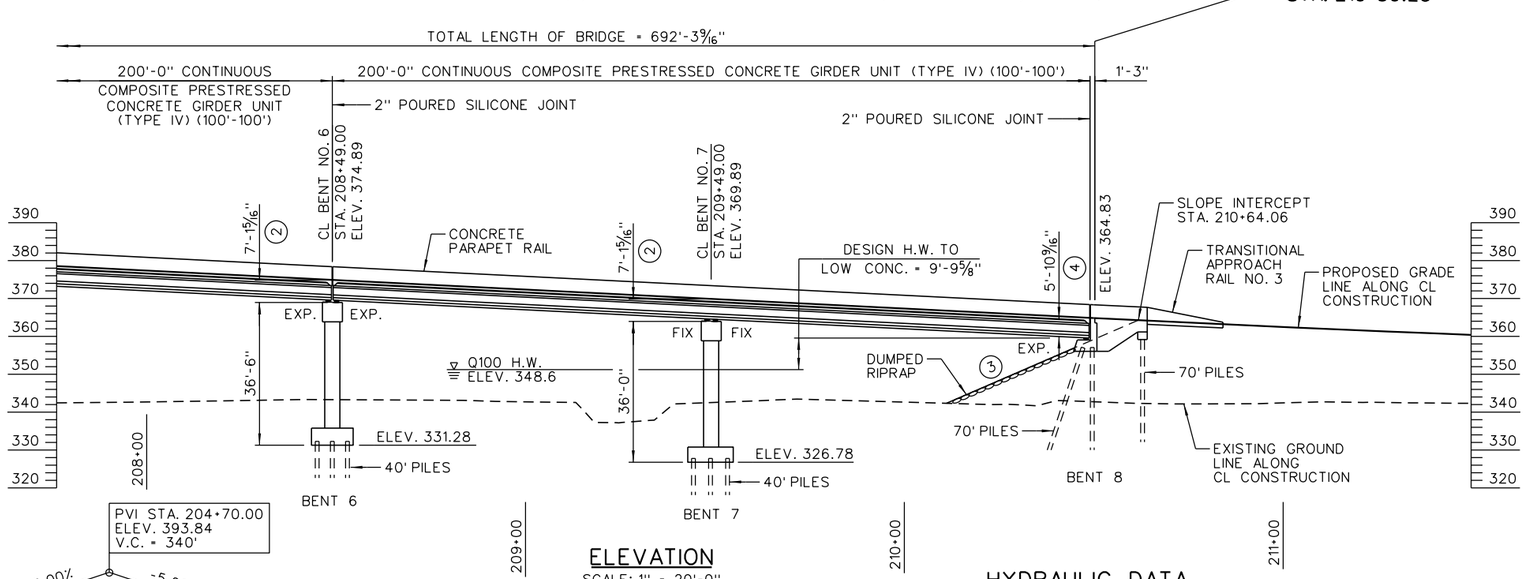

ELEVATION

SCALE: 1" = 20'-0"

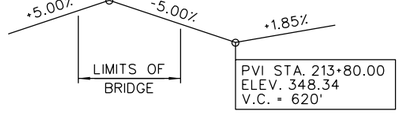

VERTICAL CURVE DATA

BRYANT PARKWAY
(PROFILE GRADE ALONG CL CONSTRUCTION)

DRAINAGE AREA = 2.4 SQUARE MILES
HISTORICAL HIGH WATER ELEV. = N/A

(5) UNCONSTRICTED WATER SURFACE ELEVATION WITHOUT STRUCTURE OR ROADWAY APPROACHES

HYDRAULIC DATA

FREQUENCY	DISCHARGE	(5) NATURAL WATER SURFACE ELEVATION	WATER SURFACE ELEVATION WITH BACKWATER
YEARS	CFS	FEET	FEET
100	5300	349.1	349.5

GENERAL NOTES

BENCHMARK: VERTICAL CONTROL DATA ARE SHOWN ON THE SURVEY CONTROL DATA SHEETS.

CONSTRUCTION SPECIFICATIONS: ARKANSAS STATE HIGHWAY AND TRANSPORTATION DEPARTMENT STANDARD SPECIFICATIONS FOR HIGHWAY CONSTRUCTION (2014 EDITION) WITH APPLICABLE SUPPLEMENTAL SPECIFICATIONS AND SPECIAL PROVISIONS. UNLESS OTHERWISE NOTED IN THE PLANS, SECTION AND SUBSECTION NUMBERS REFER TO THE STANDARD CONSTRUCTION SPECIFICATIONS.

DESIGN SPECIFICATIONS: AASHTO LRFD BRIDGE DESIGN SPECIFICATIONS (2014, 7TH EDITION) WITH CURRENT INTERIMS

LIVE LOADING: HL-93

SEISMIC ZONE: 1 SD1 = 0.14G SITE CLASS = C

MATERIALS AND STRENGTHS:

CLASS S(AE) CONCRETE (SUPERSTRUCTURE)	F'C = 4,000 PSI
CLASS S CONCRETE (PRESTRESSED CONCRETE GIRDERS)	SEE S-308 & S-320
PRESTRESSING STRANDS (AASHTO M 203, GR. 270)	FPU = 270,000 PSI
CLASS S CONCRETE (SUBSTRUCTURE)	F'C = 3,500 PSI
REINFORCING STEEL (AASHTO M 31 OR M 322 TYPE A, GR. 60)	FY = 60,000 PSI
STRUCTURAL STEEL (AASHTO M 270, GR. 50W)	FY = 50,000 PSI
STRUCTURAL STEEL (AASHTO M 270, GR. 36)	FY = 36,000 PSI

BORING LOGS: SEE DWG. NOS. S-106 THRU S-109.

PILING: PILING FOR END BENTS 1 & 8 SHALL BE HP14X73 (GRADE 50) PILES AND SHALL BE DRIVEN TO A MINIMUM ULTIMATE BEARING CAPACITY OF 85 TONS PER PILE (END BENT 1) AND 120 TONS PER PILE (END BENT 8). PILING FOR BENTS 2 THRU 7 SHALL BE 18" SQUARE PRESTRESSED CONCRETE PILES AND SHALL BE DRIVEN TO A MINIMUM ULTIMATE BEARING CAPACITY OF 173 TONS PER PILE. ALL PILING SHALL BE DRIVEN WITH AN APPROVED AIR, STEAM, OR DIESEL HAMMER. PILING IN END BENTS SHALL BE DRIVEN AFTER EMBANKMENT TO BOTTOM OF CAP IS IN PLACE.

LENGTHS OF PILING SHOWN ARE ASSUMED FOR ESTIMATING QUANTITIES ONLY. ACTUAL PILE LENGTHS ARE TO BE DETERMINED IN THE FIELD. DRIVE ONE 50' TEST PILE AT BENT 2, ONE 40' TEST PILE AT BENT 3, ONE 45' TEST PILE AT BENT 5 AND ONE 45' TEST PILE AT BENT 7.

THE LENGTHS OF THE TEST PILING SHOWN ARE THE ESTIMATED LENGTH OF THE TEST PILES TO BE LEFT IN PLACE. ACTUAL LENGTHS TO BE DETERMINED IN THE FIELD. PAYMENT FOR TEST PILES AND PRODUCTION PILES WILL BE BASED ON THE ACTUAL ACCEPTED LENGTH LEFT IN PLACE. NO PAYMENT WILL BE MADE FOR CUT-OFF OR BUILD-UP OF THE TEST PILES OR PRODUCTION PILES. PAYMENT FOR CUT-OFF OR BUILD-UP SHALL BE IN ACCORDANCE WITH THE STANDARD SPECIFICATIONS.

PILES SHALL BE INITIALLY DRIVEN TO A RESISTANCE OF 30 BLOWS PER INCH AT THE SPECIFIED CAPACITY. TO VERIFY CAPACITY, ALL PILES SHALL BE RE-STRUCK AFTER A MINIMUM OF 72 HOURS FOLLOWING INITIAL DRIVING. RE-STRIKING SHALL ACHIEVE A BLOW COUNT OF 20 BLOWS PER INCH. DYNAMIC LOAD TESTING OF THE TEST PILES SHALL BE PERFORMED ON THE RE-STRIKE. DRIVING RECORDS SHALL BE AVAILABLE FOR REVIEW BY THE ENGINEER DURING PILE INSTALLATION.

DRIVING SYSTEM: THE DRIVING SYSTEM APPROVAL AND ULTIMATE BEARING CAPACITY DETERMINATION FOR PILING SHALL BE BASED ON THE REQUIREMENTS OF SUBSECTION 805.09 "METHOD C - DYNAMIC LOAD TEST". IT IS ESTIMATED THAT A MINIMUM RATED HAMMER ENERGY OF XX,XXX FT. LBS. PER BLOW WILL BE REQUIRED TO OBTAIN THE ULTIMATE BEARING CAPACITY AT BENTS 1 & 8. IT IS ESTIMATED THAT A MINIMUM RATED HAMMER ENERGY OF XX,XXX FT. LBS. PER BLOW WILL BE REQUIRED TO OBTAIN THE ULTIMATE BEARING CAPACITY AT BENTS 2 THRU 7.

FOOTINGS: THE TOP OF THE FOOTINGS AT BENTS 2 THRU 7 SHALL BE SET A MINIMUM OF 2'-0" BELOW NATURAL GROUND OR AT THE ELEVATIONS SHOWN ON THE PLANS, WHICHEVER IS LOWER. FOUNDATIONS FOR FOOTINGS SHALL BE PREPARED IN ACCORDANCE WITH SECTION 801.04.

BRIDGE DECK: THE CONCRETE BRIDGE DECK, EXCEPT SHARED USE AREA, SHALL BE GIVEN A TINE FINISH AS SPECIFIED FOR FINAL FINISHING IN SUBSECTION 802.19 FOR CLASS 5 TINED BRIDGE ROADWAY SURFACE FINISH. THE SHARED USE AREA SHALL RECEIVE A CLASS 6 BROOMED FINISH.

PROTECTIVE SURFACE TREATMENT: CLASS I PROTECTIVE SURFACE TREATMENT SHALL BE APPLIED TO THE ROADWAY AND SHARED USE PATH SURFACES, TO THE INSIDE FACES AND TOPS OF THE PEDESTRIAN CONCRETE PARAPET RAIL AND THE RIGHT CONCRETE PARAPET RAIL, AND TO THE TOP AND BOTH FACES OF THE LEFT CONCRETE PARAPET RAIL.

DETAIL DRAWINGS:	DRAWING NOS.
END BENTS	S-201 THRU S-207
INTERMEDIATE BENTS	S-208 THRU S-215
ELASTOMERIC BEARINGS	S-301 THRU S-303
50'-0" PRESTRESSED CONCRETE GIRDER SPAN	S-304 THRU S-308
240'-0" CONTINUOUS PLATE GIRDER UNIT	S-309 THRU S-313
100'-0" PRESTRESSED CONCRRETE GIRDER UNIT	S-314 THRU S-320
DETAILS COMMON TO ALL UNITS	S-321 THRU S-324
DUMPED RIPRAP	55001
GENERAL NOTES FOR STEEL BRIDGE STRUCTURES	55006
STANDARD DETAILS FOR STEEL BRIDGE STRUCTURES	55007
POURED SILICONE JOINTS	55008
TYPE H RAILING	55014
CHAIN LINK FENCE	55018
STEEL PILING	55020
CONCRETE PILING	55022

FOR R/W DATA, SEE ROADWAY PLANS

GARVER

© 2018 GARVER, LLC
THIS DOCUMENT, ALONG WITH THE IDEAS AND DESIGNS CONVEYED HEREIN, SHALL BE CONSIDERED INSTRUMENTS OF PROFESSIONAL SERVICE AND ARE PROPERTY OF GARVER, LLC. ANY USE, REPRODUCTION, OR DISTRIBUTION OF THIS DOCUMENT, ALONG WITH THE IDEAS AND DESIGN CONTAINED HEREIN, IS PROHIBITED UNLESS AUTHORIZED IN WRITING BY GARVER, LLC OR EXPLICITLY ALLOWED IN THE GOVERNING PROFESSIONAL SERVICES AGREEMENT FOR THIS WORK.

90% PLANS
NOT FOR CONSTRUCTION

REV.	DATE	DESCRIPTION	BY

City of Bryant Arkansas 1892

CITY OF BRYANT
BRYANT, ARKANSAS

BRYANT PARKWAY RAILROAD OVERPASS TO SHOBE RD.

LAYOUT OF BRIDGE OVER UNION PACIFIC RAILROAD (SHEET 2 OF 2)

JOB NO.: 16017140
DATE: FEB 2019
DESIGNED BY: JES
DRAWN BY: CWT

BAR IS ONE INCH ON ORIGINAL DRAWING
0 1"
IF NOT ONE INCH ON THIS SHEET, ADJUST SCALES ACCORDINGLY.

DRAWING NUMBER
S-102

SHEET NUMBER **X**

abhall 4/12/2019 5:46:28 PM
WORKSPACE:Garver Bridge
L:\2016\16017140 - Bryant Parkway\Drawings\PROJECT 2B\BP2C-S102-L0.dgn

CITY OF BRYANT
BRYANT PARKWAY
HWY. 183 TO SHOBE RD.
30% LINE AND GRADE

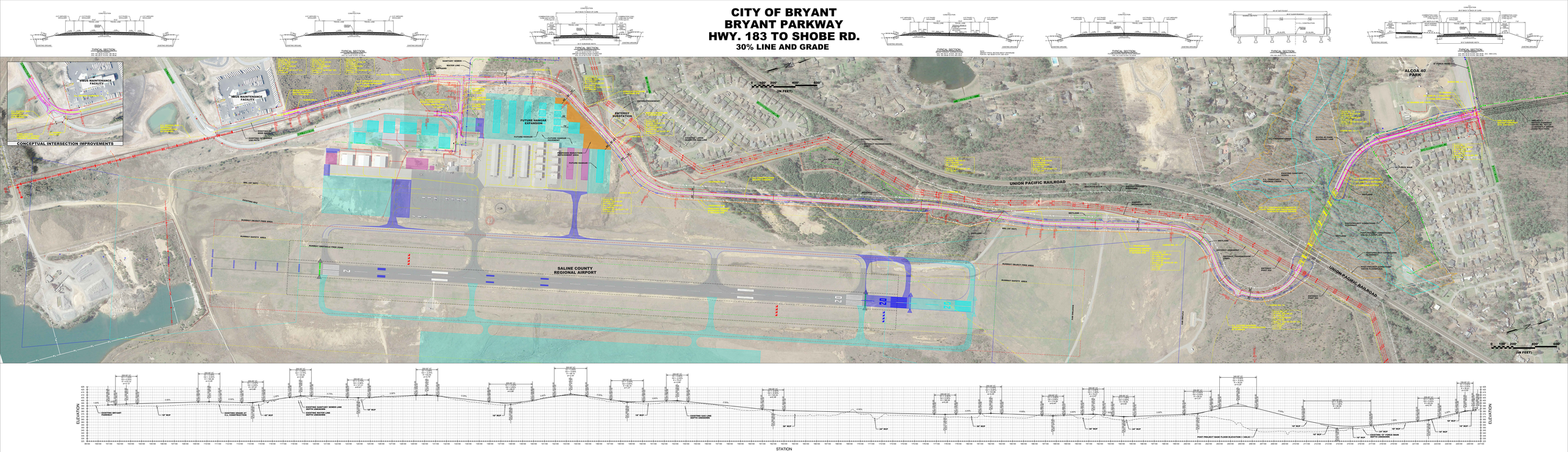

CITY OF
BRYANT
ARKANSAS

Financial Report

April 2019

CITY OF BRYANT ARKANSAS

General - Executive Summary
Revenue & Expenditures

April 2019

	Annual Budget	YTD Budget	January	February	March	April	May	June	July	August	September	October	November	December	Actual YTD Total	Favorable (Unfavorable) Variance	Annual Budget Remaining
Revenues:																	
General	13,691,050	3,422,763	1,224,516	1,028,479	1,103,580	1,127,595	-	-	-	-	-	-	-	-	4,484,170	1,061,407	9,206,880
Administration	5,452,200	1,363,050	495,068	422,885	424,574	446,001									1,788,527	425,477	3,663,673
PCD	7,000	1,750	25	-	1,488	50									1,563	(187)	5,437
Animal Control	484,500	121,125	38,708	40,335	41,462	43,916									164,421	43,296	320,079
Court	743,420	185,855	54,613	99,979	42,988	107,790									305,370	119,515	438,050
Parks	2,127,995	531,999	193,816	131,853	151,736	167,311									644,716	112,717	1,483,279
Fire	2,895,910	723,978	278,252	218,830	233,291	233,292									963,665	239,688	1,932,245
Police	1,570,980	392,745	97,552	95,650	131,072	102,231									426,506	33,761	1,144,474
Code	409,045	102,261	66,482	18,947	76,969	27,003									189,401	87,140	219,644
Total Revenues	**13,691,050**	**3,422,763**	**1,224,516**	**1,028,479**	**1,103,580**	**1,127,595**	-	-	-	-	-	-	-	-	**4,484,170**	**1,061,407**	**9,206,880**
															4,484,170		
Expenditures:																	
General	14,079,149	3,519,787	1,165,163	1,276,413	1,063,821	1,072,176	-	-	-	-	-	-	-	-	4,577,573	(1,057,785)	9,501,576
Administration	1,190,778	297,694	82,923	309,856	65,675	141,225									599,679	(301,985)	591,099
PCD	318,767	79,692	24,380	8,724	14,848	9,530									57,483	22,209	261,285
Animal Control	448,711	112,178	27,822	30,539	33,340	26,150									117,852	(5,674)	330,859
Court	460,748	115,187	32,263	29,853	29,754	31,209									123,078	(7,891)	337,670
Parks	2,575,155	643,789	182,869	165,146	236,795	200,498									785,308	(141,519)	1,789,847
Fire	4,113,673	1,028,418	370,555	343,656	295,145	297,010									1,306,365	(277,947)	2,807,307
Police	4,587,375	1,146,844	414,853	359,602	361,695	335,275									1,471,425	(324,581)	3,115,950
Code	383,943	95,986	29,499	29,037	26,569	31,279									116,383	(20,397)	267,560
Total Expenditures	**14,079,149**	**3,519,787**	**1,165,163**	**1,276,413**	**1,063,821**	**1,072,176**	-	-	-	-	-	-	-	-	**4,577,573**	**(1,057,785)**	**9,501,576**
Excess (Deficit) of Revenues over Expenditures	**(388,099)**	**(97,025)**	**59,353**	**(247,934)**	**39,759**	**55,419**	-	-	-	-	-	-	-	-	**(93,403)**		

Street - Executive Summary
Revenue & Expenditures

	Annual Budget	YTD Budget	January	February	March	April	May	June	July	August	September	October	November	December	Actual YTD Total	Favorable (Unfavorable) Variance	Annual Budget Remaining
Revenues:																	
Street	3,093,568	773,392	270,011	283,603	218,458	241,035									1,013,107	239,715	2,080,461
Total Revenues	**3,093,568**	**773,392**	**270,011**	**283,603**	**218,458**	**241,035**	-	-	-	-	-	-	-	-	**1,013,107**	**239,715**	**2,080,461**
Expenditures:																	
Street	4,041,755	1,010,439	235,045	306,238	7,768	176,660									725,710	284,729	3,316,045
Total Expenditures	**4,041,755**	**1,010,439**	**235,045**	**306,238**	**7,768**	**176,660**	-	-	-	-	-	-	-	-	**725,710**	**284,729**	**3,316,045**
Excess (Deficit) of Revenues over Expenditures	**(948,187)**	**(237,047)**	**34,966**	**(22,635)**	**210,690**	**64,375**	-	-	-	-	-	-	-	-	**287,397**		

CITY OF BRYANT ARKANSAS

Water/Wastewater - Executive Summary
Revenue & Expenditures

April 2019

	Revenues:	Annual Budget	YTD Budget	January	February	March	April	May	June	July	August	September	October	November	December	Actual YTD Total	YTD Favorable (Unfavorable) Variance	Annual Budget Remaining
R50	Sales of Services	8,385,528	2,096,382	640,061	647,614	647,172	648,070									2,582,917	486,535	5,802,611
R60	Misc Rev	73,725	18,431	9,489	6,570	14,916	18,125									49,099	30,668	24,626
R62	Intergovernmental	6,750,000	1,687,500	500,000	500,000	1,000,000	500,000									2,500,000	812,500	4,250,000
R64	Reimbursement		0													0	0	0
	Total Revenues	**15,209,253**	**3,802,313**	**1,149,550**	**1,154,183**	**1,662,088**	**1,166,195**	**0**	**0**	**0**	**0**	**0**	**0**	**0**	**0**	**5,132,016**	**1,329,703**	**10,077,237**
	Expenditures:																	
E01	Personnel Cost	2,154,763	538,691	136,736	113,315	132,476	121,222									503,749	34,942	*1,651,014*
E10	Building & Ground Exp	483,642	120,911	30,461	36,589	44,211	48,234									159,494	(38,583)	*324,148*
E20	Vehicle Expense	137,000	34,250	21,885	6,379	6,937	8,104									43,305	(9,055)	*93,695*
E30	Supply Expense	2,377,704	594,426	229,974	53,634	156,690	182,575									622,873	(28,446)	*1,754,832*
E40	Expense	777,900	194,475	31,612	36,660	31,303	31,191									130,766	63,709	*647,134*
E55	Professional Services	138,000	34,500	103	8,110	434	10,721									19,368	15,132	*118,632*
E60	Miscellaneous	193,675	48,419	0	5,281	210	1,231									6,722	41,697	*186,953*
E62	Intergovernmental	7,194,800	1,798,700	550,654	1,050,356	547,363	557,310									2,705,684	(906,984)	*4,489,116*
E72	Bond Expense	1,165,836	291,459	91,889	91,889	91,889	91,889									367,555	(76,096)	*798,281*
E80	Fixed Assets	4,516,474	1,129,119	0	182,258	15,067	283,982									481,307	647,812	*4,035,168*
E85	Interest Expense	525,801	131,450	41,356	41,356	41,356	41,356									165,422	(33,972)	360,379
	Total Expenditures	**19,665,596**	**4,916,399**	**1,134,669**	**1,625,824**	**1,067,936**	**1,377,813**	**0**	**0**	**0**	**0**	**0**	**0**	**0**	**0**	**5,206,242**	**(289,843)**	**14,459,353**
	Excess (Deficit) of Revenues over Expenditures	**(4,456,343)**	**(1,114,086)**	**14,881**	**(471,641)**	**594,152**	**(211,618)**	**0**	**0**	**0**	**0**	**0**	**0**	**0**	**0**	**(74,226)**		
	Rev over Exp w/out Fixed Assets	60,132	15,033	14,881	(289,383)	609,219	72,364	0	0	0	0	0	0	0	0	407,081		
	%	*0%*	*0%*	*1%*	*-25%*	*37%*	*6%*	*#DIV/0!*	*#DIV/0!*	*#DIV/0!*	*#DIV/0!*	*#DIV/0!*	*#DIV/0!*	*#DIV/0!*	*#DIV/0!*	*8%*		

City Sales & Use Tax (Three Cent Sales Tax)

	January	February	March	April	May	June	July	August	September	October	November	December	YTD Total	
2011	838,829	1,036,222	750,597	789,903	882,126	852,639	876,781	882,602	874,371	888,881	884,298	846,277	10,403,526	
2012	861,185	1,067,401	805,450	893,549	1,029,730	927,500	967,355	970,081	881,285	943,937	927,061	884,848	11,159,382	6.77%
2013	930,471	1,087,258	866,467	922,534	1,006,764	964,906	983,742	985,949	898,138	958,546	927,035	888,383	11,420,192	2.28%
2014	963,538	1,021,873	808,370	903,239	1,033,766	894,179	1,006,970	963,548	950,648	971,548	976,553	954,234	11,448,466	0.25%
2015	901,561	1,162,729	817,653	956,557	1,103,469	1,043,758	1,098,929	1,118,196	1,075,314	1,120,300	1,074,631	1,012,371	12,485,468	8.31%
2016	1,002,072	1,202,594	885,470	976,896	1,135,189	920,742	1,072,236	1,068,443	1,097,107	1,084,466	1,089,853	1,035,963	12,571,031	0.68%
2017	1,047,642	1,291,007	966,327	987,020	1,129,225	1,051,411	1,166,069	1,105,701	1,088,135	1,111,557	1,088,240	1,018,661	13,050,995	3.68%
2018	1,063,307	1,295,841	969,264	939,761	1,245,252	1,093,015	1,195,341	1,240,049	1,179,113	1,056,462	1,099,036	1,093,013	13,469,452	3.11%
2019	1,162,181	1,323,467	1,043,677	1,027,608									4,556,934	
Difference	98,874	27,627	74,414	87,847	(1,245,252)	(1,093,015)	(1,195,341)	(1,240,049)	(1,179,113)	(1,056,462)	(1,099,036)	(1,093,013)	(8,912,518)	
	8.51%	2.09%	7.13%	8.55%	#DIV/0!	#DIV/0!	#DIV/0!	#DIV/0!	#DIV/0!	#DIV/0!	#DIV/0!	#DIV/0!		

The chart below shows how the 3% sales tax above is allocated for 2019.

1% GF	387,394	441,156	347,892	342,536	0	0	0	0	0	0	0	0	1,518,978
1/8 Parks	48,424	55,144	43,487	42,817	0	0	0	0	0	0	0	0	189,872
3/8 Fire	145,273	165,433	130,460	128,451	0	0	0	0	0	0	0	0	569,617
4/8 Bond	193,697	220,578	173,946	171,268	0	0	0	0	0	0	0	0	759,489
Animal 10%	38,739	44,116	34,789	34,254	0	0	0	0	0	0	0	0	151,898
Parks 10%	38,739	44,116	34,789	34,254	0	0	0	0	0	0	0	0	151,898
Fire 25%	96,848	110,289	86,973	85,634	0	0	0	0	0	0	0	0	379,744
Police 25%	96,848	110,289	86,973	85,634	0	0	0	0	0	0	0	0	379,744
Street 30%	116,218	132,347	104,368	102,761	0	0	0	0	0	0	0	0	455,693
Total	1,162,181	1,323,467	1,043,677	1,027,608	0	0	0	0	0	0	0	0	4,556,934
Divided by 3	387,394	441,156	347,892	342,536	0	0	0	0	0	0	0	0	1,518,978
Budgeted at	376,666	376,666	376,666	376,666	376,666	376,666	376,666	376,666	376,666	376,666	376,666	376,666	4,519,992
Diff.	10,728	64,490	(28,774)	(34,130)	(376,666)	(376,666)	(376,666)	(376,666)	(376,666)	(376,666)	(376,666)	(376,666)	(3,001,014)

CITY OF BRYANT ARKANSAS

Cash Reserves

Reviewed 2/20/19 **April 2019**

120 days cash = $4.8M

Funds:				Days
	001	Gen Operating Acct	5,621,824	141
	002	Sales Tax Fund	1,573,605	39
	005	Designated Tax	909,700	23
			8,105,129	203
Springhill Fire Department (see details below)			(118,938)	-3
Emergency Telephone Service (See details below)			(115,599)	-3
Placeholder for Stormwater Funding			(1,000,000)	-25
Placeholder for Parks Request for Ashley/Alcoa			(300,000)	-8
Placeholder for General Ledger Software			(300,000)	-8
Parks FEMA Money Reserved for Flooding (added June of 2018)			(50,000)	-1
$5K used for Pier Flood Damage			6,220,592	156

Designated Divided into Depts

Administration	51
Animal Control	184,814
Parks	68,835
Fire	121,155
Police	534,845
GF Totals	909,700

Springhill Fire Department Summary

Beginning Balance (as of January 1, 2019)	$	172,993
2019 Revenue (Act 001-0510-4152)	$	-
2019 Expenses (Act 001-0510-5XXX all)	$	54,055
Current Balance as of this report ending date	$	**118,938**

Emergency Telephone Service

Beginning Balance (as of January 1, 2019)	$	136,637	
2019 Revenue (Act 001-0610-4650)	$	-	
2019 Expenses (Act 001-0610-5650)	$	21,038	New Position amount deducted manually, start March 19, 2018
Current Balance as of this report ending date	$	**115,599**	

Street Funds: 120 days cash = $922k

080	Operating Acct	1,862,646	
005	Designated Tax	157,832	
		2,020,478	263
	Capital	1,864,000	

Watch Cash Flows Carefully

$46,000	Vehicles	116,000	Alcoa
$270,000	Equipment	792,000	Bryant Pkw Hilldale/Hilltop
$455,000	Infrastructure	131,000	Jump Start
$893,000.00	Projects (Multi Year)	10,000	Northlake Fire Signal and Trail
$200,000.00	Overlays	150,000	Stormwater in Street ROW
$1,864,000	Total Capital	24,500	Elm Street
		1,223,500	**Originally Approved Budget**

Water .Wastewater Cash Reserves

April 2019

Reviewed 2/20/19
120 days cash = $4.9M

Funds:	500	Revenue Fund	2,924,937	
	510	Operating Fund	468,089	
			3,393,026	**83**
Reserved - Fixed Assets Vehicles	510-0900-5808		42,500	**1**
Reserved - Fixed Assets Infrastructure	510-0900-5816		641,677	**16**
Reserved - Fixed Assets Equipment	510-0900-5821		15,000	**0**
Reserved - Fixed Assets DeGray Agreen	510-0900-5822		100,000	**2**
Reserved - Fixed Assets Vehicles	510-0950-5808		-	**0**
Reserved - Fixed Assets Equipment	510-0950-5810		15,000	**0**
Reserved - Fixed Assets Infrastructure	510-0950-5816		1,727,298	**42**
Reserved - Dewatering Facility	510-0950-5819		75,000	**2**
			2,616,474	**64**
		Difference		**19**

Water Infrastructure

72	hwy 5 related
500	Indian Springs Main Replacement
572	Original Budget +rolled Pos

Wastewater Infrastructure

72	hwy 5 related
0	SCADA System Upgrades
774	5 year plan for CAO-SSES
1000	CAO for SSO's
1846	Original Budget + rolled Pos

(118,702) Diff to watch
69,677

	001	002	003	005	010	020	030	031	045	050	051	055	061	062	066	068
	General Fund	Sales Tax Fund	Franchise Fees	Designated Tax Fund	Electronic Fund	Animal Control Donation	Act 1256 of 1995	Act 1809 of 2001	Park 1/8 Sales Tax O&M	Fire Donation	Act 833 Of 1991	Fire 3/8 Sales Tax	Act 918 of 1983	Act 988 of 1991	Federal Drug Control	State Drug Control
REVENUE																
Taxes - Sales	4,247	342,536	0	342,536		0	0	0	52,817	0	0	128,451	0	0	0	0
Taxes - Property	53,648	0	0	0		0	0	0	0	0	0	0	0	0	0	0
Licenses Permits & Fees	25,729	0	0	0		0	0	0	0	0	0	0	0	0	0	0
Membership Fees	20,998	0	0	0		0	0	0	0	0	0	0	0	0	0	0
Rental Fees	24,726	0	0	0		0	0	0	0	0	0	0	0	0	0	0
Park Program Fees	10,214	0	0	0		0	0	0	0	0	0	0	0	0	0	0
Fines & Forfeitures	65,132	0	0	0		0	37,056	5,238	0	0	0	0	1,343	1,660	0	0
Sales of Services	15,349	0	101,186	0		0	0	0	0	0	0	0	0	0	0	0
Miscellaneous Rev	9,165	0	0	0		0	0	0	0	0	0	0	0	0	0	0
Intergovernmental	840,417	0	0	0		0	0	0	0	0	0	0	0	0	0	0
Reimbursement	37,832	0	0	0		0	0	0	0	0	0	0	0	0	0	0
Sale of Equipment	5,698	0	0	0		0	0	0	0	0	0	0	0	0	0	0
Donation Revenue	0	0	0	0		4,136	0	0	0	0	0	0	0	0	0	0
Grant Revenue	2,300	0	0	0		0	0	0	0	0	0	0	0	0	0	0
Sponsorships	11,925	0	0	0		0	0	0	0	0	0	0	0	0	0	0
Interest Revenue	215	70	66	48		1	0	4	5	0	2	4	1	1	0	1
Total Revenue	1,127,595	342,606	101,252	342,584	0	4,137	37,056	5,241	52,822	0	2	128,455	1,343	1,662	0	1
Expense																
Personnel Cost	801,487	0	0	0		0	395	0	0	0	0	0	0	0	0	0
Building & Ground Exp	91,828	0	0	0		0	0	0	0	0	0	0	0	0	0	0
Vehicle Expense	23,717	0	0	0		0	0	0	0	0	0	0	0	0	0	0
Supply Expense	18,967	0	0	0		0	0	0	0	0	0	0	0	0	0	0
Operations Expense	10,396	0	0	0		0	36,661	0	0	0	799	0	0	0	0	0
Professional Services	25,460	0	0	0		0	0	0	0	0	0	0	0	0	0	0
Miscellaneous	38,145	0	0	0		0	0	2,014	0	0	0	0	0	0	0	0
Intergovernmental	0	376,667	68,408	376,667		0	0	0	46,375	0	0	139,125	0	0	0	0
Contract/Don Expense	13,750	0	0	0		0	0	0	0	0	0	0	0	0	0	0
Grant Expense	0	0	0	0		0	0	0	0	0	0	0	0	0	0	0
Bond Expense	0	0	0	0		0	0	0	0	0	0	0	0	0	0	0
Fixed Assets	45,540	0	0	0		0	0	0	0	0	0	0	0	0	0	0
Interest Expense	2,887	0	0	0		0	0	0	0	0	0	0	0	0	0	0
Construction Projects	0	0	0	0		0	0	0	0	0	0	0	0	0	0	0
Total Expense	1,072,176	376,667	68,408	376,667	0	0	37,056	2,014	46,375	0	799	139,125	0	0	0	0
Change in Fund Balance/Net Position	55,419	(34,060)	32,844	(34,082)	0	4,137	0	3,227	6,447	0	(797)	(10,670)	1,343	1,662	0	1
Beginning Fund Balance/Net Position	5,566,405	1,607,666	1,533,239	1,101,614	67	(4,040)	2	80,809	117,852	2,587	46,465	98,235	17,366	30,417	2,346	22,632
Ending Fund Balance/Net Position	5,621,824	1,573,605	1,566,083	1,067,531	67	97	2	84,037	124,300	2,587	45,668	87,565	18,710	32,079	2,346	22,633
End Bank Bal	5,485,697	1,573,605	1,566,081	1,067,531	252,093	27,276	1	84,036	124,300	2,587	45,666	87,565	18,710	32,078	2,346	22,634
OutStand Checks	80,540				185,902	0	0	0			0					
Dep in Transit	(11,851)	0	0	0					0			0				
GL on Bank Recon	5,417,008	1,573,605	1,566,081	1,067,531	66,191	27,276	1	84,036	124,300	2,587	45,666	87,565	18,710	32,078	2,346	22,634
Other Bal Sheet Items	(204,816)	(1)	(1)	0	66,124	27,179	(1)	(0)	0	(1)	(2)	0	(0)	(0)	(0)	0

	080	110	113	114	147	157	165	185	186	187	500	510	515	525	535
	Street Fund	Special Redemp Fund	Debt Service Reserve	Bond Fund	Park&Rec Const Fund	Fire Const Fund	Police Fleet (reused as Fire/Pks Lease	Street Bond 2016 DS	Street Bond 2016 DSR	Stre Const Fund	Revenue Water	Water Operating	Stormwater Utility	Depreciation WW	Sub-Div Impact
REVENUE															
Taxes - Sales	32,768	0	0	171,268	0	0	0	0	0	0	0	0	0	0	0
Taxes - Property	93,301	0	0	0	0	0	0	0	0	0	0	0	0	0	0
Licenses Permits & Fees	0	0	0	0	0	0	0	0	0	0	0	0	0	0	0
Membership Fees	0	0	0	0	0	0	0	0	0	0	0	0	0	0	0
Rental Fees	0	0	0	0	0	0	0	0	0	0	0	0	0	0	0
Park Program Fees	0	0	0	0	0	0	0	0	0	0	0	0	0	0	0
Fines & Forfeitures	0	0	0	0	0	0	0	0	0	0	0	0	0	0	0
Sales of Services	0	0	0	0	0	0	0	0	0	0	648,070	0	0	0	0
Miscellaneous Rev	1,893	0	0	0	0	0	0	0	0	0	18,125	0	0	0	0
Intergovernmental	113,000	80,127	0	0	0	0	0	53,824	0	0	0	500,000	25,098	17,793	0
Reimbursement	0	0	0	0	0	0	0	0	0	0	0	0	0	0	0
Sale of Equipment	0	0	0	0	0	0	0	0	0	0	0	0	0	0	0
Donation Revenue	0	0	0	0	0	0	0	0	0	0	0	0	0	0	0
Grant Revenue	0	0	0	0	0	0	0	0	0	0	0	0	0	0	0
Sponsorships	0	0	0	0	0	0	0	0	0	0	0	0	0	0	0
Interest Revenue	73	1,499	1,464	1,401	1,485	662	0	162	639	20,460	0	0	11	0	1
Total Revenue	241,035	81,627	1,464	172,669	1,485	662	0	53,987	639	20,460	666,195	500,000	25,109	17,793	1
Expense											Fund 500	Fund 510	Fund 515	Fund 525	Fund 530
Personnel Cost	74,330	0	0	0	0	0	0	0	0	0	0	121,222	0	0	0
Building & Ground Exp	5,041	0	0	0	0	0	0	0	0	0	0	48,234	0	0	0
Vehicle Expense	13,567	0	0	0	0	0	0	0	0	0	0	8,104	0	0	0
Supply Expense	18,361	0	0	0	0	0	0	0	0	0	0	182,575	0	0	0
Operations Expense	10,789	0	0	0	0	0	0	0	0	0	6,155	25,036	0	0	0
Professional Services	15,555	0	0	0	0	0	0	0	0	0	0	10,721	0	0	0
Miscellaneous	1,023	0	0	0	0	0	0	0	0	0	0	1,231	0	0	0
Intergovernmental	0	0	1,464	80,127	0	0	0	0	0	0	539,517	17,793	0	0	0
Contract/Don Expense	0	0	0	0	0	0	0	0	0	0	0	0	0	0	0
Grant Expense	0	0	0	0	0	0	0	0	0	0	0	0	0	0	0
Bond Expense	0	0	0	950	0	0	0	83	0	0	0	91,889	0	0	0
Fixed Assets	37,995	0	0	0	0	0	0	0	0	0	0	283,982	85,574	0	0
Interest Expense	0	0	0	0	0	0	0	0	0	0	0	41,356	0	0	0
Construction Projects	0	0	0	0	1,442	14,241	0	0	0	183,829	0	0	0	0	0
Total Expense	176,660	0	1,464	81,077	1,442	14,241	0	83	0	183,829	545,672	832,141	85,574	0	0
Change in Fund Balance/Net Position	64,375	81,627	0	91,592	44	(13,579)	0	53,903	639	(163,369)	120,523	(332,141)	(60,465)	17,793	1
Beginning Fund Balance/Net Position	1,798,270	18,373	742,409	845,058	748,699	300,500	0	123,465	325,365	10,097,441	2,804,414	800,230	283,076	1,541,674	20,727
Ending Fund Balance/Net Position	1,862,646	100,000	742,409	936,650	748,743	286,921	0	177,368	326,004	9,934,072	2,924,937	468,089	222,611	1,559,467	20,728
End Bank Bal	1,739,804	100,000	742,409	936,650	748,743	301,162	0	177,369	326,004	9,934,072	2,760,518.74	351,101	222,611	1,559,467	20,729
OutStand Checks	21,863					14,241					11,339.18	31,322	0		
Dep in Transit	0										(102.25)	(11,094)			
GL on Bank Recon	1,717,941	100,000	742,409	936,650	748,743	286,921	0	177,369	326,004	9,934,072	2,749,281.81	330,873	222,611	1,559,467	20,729
Other Bal Sheet Items	(144,705)	0	0	0	0	(0)	0	0	(0)	(0)	(175,655.00)	(137,216)	0	(0)	0

	550	555	560	604	606	
	Water Impact	Impact WW	Salem Royalty	W/WW Ref Rev Bds 2017 Bd Fd	W/WW Ref Rev Bds 2017 DSR	Totals
REVENUE						
Taxes - Sales	0	0	0	0	0	1,074,623
Taxes - Property	0	0	0	0	0	146,949
Licenses Permits & Fees	0	0	0	0	0	25,729
Membership Fees	0	0	0	0	0	20,998
Rental Fees	0	0	0	0	0	24,726
Park Program Fees	0	0	0	0	0	10,214
Fines & Forfeitures	0	0	0	0	0	110,429
Sales of Services	0	0	0	0	0	764,605
Miscellaneous Rev	0	0	0	0	0	29,183
Intergovernmental	8,874	5,500	45	0	0	1,644,679
Reimbursement	0	0	0	0	0	37,832
Sale of Equipment	0	0	0	0	0	5,698
Donation Revenue	0	0	0	0	0	4,136
Grant Revenue	0	0	0	0	0	2,300
Sponsorships	0	0	0	0	0	11,925
Interest Revenue	2	2	2	50,517	518	79,316
Total Revenue	8,876	5,502	47	50,517	518	3,993,342

Expense	Fund 535	Fund 550	Fund 555	Fund 560	Fund 604	Fund 606
Personnel Cost	0	0	0	0	0	997,434
Building & Ground Exp	0	0	0	0	0	145,102
Vehicle Expense	0	0	0	0	0	45,388
Supply Expense	0	0	0	0	0	219,902
Operations Expense	0	0	0	0	0	89,836
Professional Services	0	0	0	0	0	51,736
Miscellaneous	0	0	0	0	0	42,413
Intergovernmental	0	0	0	0	0	1,646,142
Contract/Don Expense	0	0	0	0	0	13,750
Grant Expense	0	0	0	0	0	0
Bond Expense	0	0	0	167	0	93,089
Fixed Assets	0	0	0	0	0	453,091
Interest Expense	0	0	0	0	0	44,242
Construction Projects	0	0	0	0	0	199,511
Total Expense	0	0	0	167	0	4,041,635
Change in Fund Balance/Net Position	8,876	5,502	47	50,350	518	(48,293)
Beginning Fund Balance/Net Position	53,914	44,352	42,938	158,766	263,735	31,237,069
Ending Fund Balance/Net Position	62,790	49,854	42,985	209,116	264,252	31,188,777
End Bank Bal	62,790	49,854	42,985	209,116	264,252	30,941,842
OutStand Checks						345,207
Dep in Transit						(23,047)
GL on Bank Recon	62,790	49,854	42,985	209,116	264,252	30,619,683
Other Bal Sheet Items	0	0	1	0	0	(569,094)

General Ledger

Budget Status

User: jblack
Printed: 5/14/2019 - 12:32 PM
Period: 4, 2019

CITY OF BRYANT ARKANSAS

Account Number	Description	Budget Amount	Period Amount	YTD Amount	YTD Var	Encumbered Amount	Available	% Available
Fund 001	General Fund							
Dept 001-0000								
R66	Sale of Equipment							
001-0000-4900	Sale of Fixed Assets	0.00	0.00	0.00	0.00	0.00	0.00	0.00
	R66 Sub Totals:	0.00	0.00	0.00	0.00	0.00	0.00	0.00
R85	Interest Revenue							
001-0000-4855	Gain on Investment	0.00	0.00	0.00	0.00	0.00	0.00	0.00
	R85 Sub Totals:	0.00	0.00	0.00	0.00	0.00	0.00	0.00
	Revenue Sub Totals:	0.00	0.00	0.00	0.00	0.00	0.00	0.00
E80	Fixed Assets							
001-0000-5824	Depreciation Expense	0.00	0.00	0.00	0.00	0.00	0.00	0.00
001-0000-5898	Fix Asset Contra Act	0.00	0.00	0.00	0.00	0.00	0.00	0.00
	E80 Sub Totals:	0.00	0.00	0.00	0.00	0.00	0.00	0.00
	Expense Sub Totals:	0.00	0.00	0.00	0.00	0.00	0.00	0.00
	Dept 0000 Sub Totals:	0.00	0.00	0.00	0.00	0.00		
Dept 001-0100	Administration							
R15	Taxes - Property							
001-0100-4150	State Turnback	248,000.00	18,118.86	90,185.98	157,814.02	0.00	157,814.02	63.63
001-0100-4151	Saline County Treas - Turnback	500,000.00	35,529.07	130,055.16	369,944.84	0.00	369,944.84	73.99
	R15 Sub Totals:	748,000.00	53,647.93	220,241.14	527,758.86	0.00	527,758.86	70.56
R60	Miscellaneous Revenue							
001-0100-4600	Miscellaneous Revenue	1,000.00	0.00	240.05	759.95	0.00	759.95	76.00
001-0100-4602	A&P Admin Fees	7,200.00	888.68	2,236.99	4,963.01	0.00	4,963.01	68.93
	R60 Sub Totals:	8,200.00	888.68	2,477.04	5,722.96	0.00	5,722.96	69.79
R62	Intergovernmental Tsfrs							
001-0100-4627	Xfer from Sales Tas	4,520,000.00	376,666.66	1,506,666.64	3,013,333.36	0.00	3,013,333.36	66.67

Account Number	Description	Budget Amount	Period Amount	YTD Amount	YTD Var	Encumbered Amount	Available	% Available
001-0100-4629	Xfer Franchise Tax Fd21	175,000.00	14,583.33	58,333.32	116,666.68	0.00	116,666.68	66.67
	R62 Sub Totals:	4,695,000.00	391,249.99	1,564,999.96	3,130,000.04	0.00	3,130,000.04	66.67
R85	Interest Revenue							
001-0100-4850	Interest Revenue	1,000.00	214.80	809.25	190.75	0.00	190.75	19.08
001-0100-4855	Gain on Investment	0.00	0.00	0.00	0.00	0.00	0.00	0.00
	R85 Sub Totals:	1,000.00	214.80	809.25	190.75	0.00	190.75	19.08
	Revenue Sub Totals:	5,452,200.00	446,001.40	1,788,527.39	3,663,672.61	0.00	3,663,672.61	67.20
E01	Personnel Expense							
001-0100-5000	Salary Expense	583,261.19	37,925.29	153,505.49	429,755.70	0.00	429,755.70	73.68
001-0100-5001	Elected Off. 2009-24,2011-27	219,176.64	17,186.49	65,261.96	153,914.68	0.00	153,914.68	70.22
001-0100-5005	SWB Reimbursement	-545,000.00	-18,166.66	-72,666.64	-472,333.36	0.00	-472,333.36	0.00
001-0100-5010	Overtime Expense	8,800.00	123.84	1,253.10	7,546.90	0.00	7,546.90	85.76
001-0100-5020	FICA Expense	60,545.03	4,153.42	16,514.53	44,030.50	0.00	44,030.50	72.72
001-0100-5022	Unemployment Expense	660.00	470.10	493.13	166.87	0.00	166.87	25.28
001-0100-5025	Worker's Comp Expense	2,000.00	0.00	768.50	1,231.50	0.00	1,231.50	61.58
001-0100-5030	APERS Expense	137,207.71	27,763.05	59,053.70	78,154.01	0.00	78,154.01	56.96
001-0100-5038	Pension Expense	2,160.00	179.37	717.48	1,442.52	0.00	1,442.52	66.78
001-0100-5040	Health Insurance Expense	85,690.20	5,597.55	22,096.91	63,593.29	0.00	63,593.29	74.21
001-0100-5042	Employee Assistance Program	4,500.00	1,125.00	2,110.88	2,389.12	985.88	1,403.24	31.18
001-0100-5050	Physical & Drug Screen Exp	600.00	27.00	54.00	546.00	95.00	451.00	75.17
001-0100-5054	BYOD - Admin	1,175.00	50.00	200.00	975.00	0.00	975.00	82.98
001-0100-5055	Uniform Expense	400.00	0.00	0.00	400.00	0.00	400.00	100.00
001-0100-5057	Vehicle Allowance	6,000.00	461.52	1,615.32	4,384.68	0.00	4,384.68	73.08
001-0100-5060	Travel & Training Expense	18,000.00	625.00	1,370.00	16,630.00	480.00	16,150.00	89.72
001-0100-5061	Training Aids	500.00	0.00	0.00	500.00	0.00	500.00	100.00
001-0100-5062	Travel & Training - Mayor	6,500.00	295.92	345.60	6,154.40	720.09	5,434.31	83.60
001-0100-5063	Travel & Training - City Clerk	2,000.00	0.00	0.00	2,000.00	0.00	2,000.00	100.00
001-0100-5065	First Aid Expense	900.00	0.00	0.00	900.00	0.00	900.00	100.00
	E01 Sub Totals:	595,075.77	77,816.89	252,693.96	342,381.81	2,280.97	340,100.84	57.15
E10	Building & Grounds Exp							
001-0100-5102	Repairs & Maint - Building	6,687.40	0.00	53.26	6,634.14	564.87	6,069.27	90.76
001-0100-5104	Repairs & Maint - Grounds	5,500.00	4,251.12	4,262.02	1,237.98	0.00	1,237.98	22.51
001-0100-5110	Utilities - Electric	8,400.00	452.74	1,593.02	6,806.98	0.00	6,806.98	81.04
001-0100-5111	Utilities - Gas	1,000.00	112.37	695.48	304.52	0.00	304.52	30.45
001-0100-5112	Utilities - Water	750.00	46.21	196.10	553.90	0.00	553.90	73.85
001-0100-5115	Communication Exp - Telephone	14,010.00	1,399.88	5,591.70	8,418.30	0.00	8,418.30	60.09
001-0100-5116	Communication Exp - Cellular	4,800.00	529.90	1,852.69	2,947.31	0.00	2,947.31	61.40
001-0100-5120	Insurance - Property	1,500.00	0.00	0.00	1,500.00	0.00	1,500.00	100.00

Account Number	Description	Budget Amount	Period Amount	YTD Amount	YTD Var	Encumbered Amount	Available	% Available
001-0100-5130	Sanitation	1,080.00	86.25	345.00	735.00	0.00	735.00	68.06
001-0100-5142	Janitorial Supplies and Main	4,000.00	304.02	1,334.73	2,665.27	1,024.24	1,641.03	41.03
001-0100-5145	Tools	1,000.00	0.00	0.00	1,000.00	0.00	1,000.00	100.00
	E10 Sub Totals:	48,727.40	7,182.49	15,924.00	32,803.40	1,589.11	31,214.29	64.06
E20	Vehicle Expense							
001-0100-5200	Fuel Expense	1,500.00	94.64	378.86	1,121.14	0.00	1,121.14	74.74
001-0100-5212	Service & Repair - Equipment	1,000.00	0.00	32.85	967.15	0.00	967.15	96.72
001-0100-5225	Insurance Expense - Vehicle	925.00	0.00	509.00	416.00	0.00	416.00	44.97
	E20 Sub Totals:	3,425.00	94.64	920.71	2,504.29	0.00	2,504.29	73.12
E30	Supply Expense							
001-0100-5300	Supplies - Office	4,500.00	357.17	913.69	3,586.31	1,355.16	2,231.15	49.58
001-0100-5334	Supplies - Volunteer	2,000.00	0.00	0.00	2,000.00	0.00	2,000.00	100.00
001-0100-5350	Postage Expense	3,000.00	0.00	0.00	3,000.00	0.00	3,000.00	100.00
	E30 Sub Totals:	9,500.00	357.17	913.69	8,586.31	1,355.16	7,231.15	76.12
E40	Operations Expense							
001-0100-5480	Dues & Subscriptions	22,500.00	264.99	473.97	22,026.03	105.99	21,920.04	97.42
001-0100-5505	Mayor's Expense	3,000.00	0.00	1,027.19	1,972.81	0.00	1,972.81	65.76
001-0100-5506	City Clerk Expense	10,100.00	3,186.96	3,536.96	6,563.04	3,513.04	3,050.00	30.20
001-0100-5510	Meeting Expense	500.00	33.95	255.67	244.33	134.55	109.78	21.96
	E40 Sub Totals:	36,100.00	3,485.90	5,293.79	30,806.21	3,753.58	27,052.63	74.94
E55	Professional Services							
001-0100-5553	Prof Services - Advertising	7,500.00	483.75	3,460.25	4,039.75	58.00	3,981.75	53.09
001-0100-5583	Prof Services - Legal	25,000.00	581.10	6,682.40	18,317.60	3,636.00	14,681.60	58.73
001-0100-5586	Prof Services - Other	19,999.80	6,105.00	6,105.00	13,894.80	0.00	13,894.80	69.47
001-0100-5588	Prof Services - Legal Notices	2,500.00	0.00	0.00	2,500.00	0.00	2,500.00	100.00
001-0100-5589	Prof Services - Printing	100.00	66.00	66.00	34.00	0.00	34.00	34.00
	E55 Sub Totals:	55,099.80	7,235.85	16,313.65	38,786.15	3,694.00	35,092.15	63.69
E60	Miscellaneous Expense							
001-0100-5600	Miscellaneous Expense	100.00	4,444.79	4,709.75	-4,609.75	0.00	-4,609.75	0.00
001-0100-5604	Hardware - New & Renewals	2,000.00	1,182.60	1,182.60	817.40	0.00	817.40	40.87
001-0100-5608	Software - New & Renewals	8,520.00	108.49	663.76	7,856.24	0.00	7,856.24	92.21
	E60 Sub Totals:	10,620.00	5,735.88	6,556.11	4,063.89	0.00	4,063.89	38.27
E68	Donation Expense							
001-0100-5680	Boys and Girls Club Contract	35,000.00	8,750.00	17,500.00	17,500.00	0.00	17,500.00	50.00
001-0100-5681	Sr. Adults Contract	20,000.00	5,000.00	10,000.00	10,000.00	0.00	10,000.00	50.00
001-0100-5682	Historic Society Contract	10,000.00	0.00	0.00	10,000.00	10,000.00	0.00	0.00

Account Number	Description	Budget Amount	Period Amount	YTD Amount	YTD Var	Encumbered Amount	Available	% Available
	E68 Sub Totals:	65,000.00	13,750.00	27,500.00	37,500.00	10,000.00	27,500.00	42.31
E80	Fixed Assets							
001-0100-5800	Fixed Assets - Land	230,000.00	0.00	229,878.10	121.90	0.00	121.90	0.05
	E80 Sub Totals:	230,000.00	0.00	229,878.10	121.90	0.00	121.90	0.05
	Expense Sub Totals:	1,053,547.97	115,658.82	555,994.01	497,553.96	22,672.82	474,881.14	45.07
	Dept 0100 Sub Totals:	-4,398,652.03	-330,342.58	-1,232,533.38	-3,166,118.65	22,672.82		
Dept 001-0110	Information Technology							
E60	Miscellaneous Expense							
001-0110-5604	Hardware - New & Renewals	42,000.00	0.00	0.00	42,000.00	0.00	42,000.00	100.00
001-0110-5606	IT Projects & Labor	31,880.00	7,319.71	18,024.83	13,855.17	3,000.00	10,855.17	34.05
001-0110-5608	Software - New & Renewals	44,950.00	79.99	6,758.60	38,191.40	79.99	38,111.41	84.79
001-0110-5610	Website	6,600.00	0.00	0.00	6,600.00	0.00	6,600.00	100.00
001-0110-5612	IT Tools & Supplies	1,000.00	0.00	0.00	1,000.00	0.00	1,000.00	100.00
001-0110-5614	Copiers & Maintenance	10,800.00	0.00	735.11	10,064.89	0.00	10,064.89	93.19
	E60 Sub Totals:	137,230.00	7,399.70	25,518.54	111,711.46	3,079.99	108,631.47	79.16
	Expense Sub Totals:	137,230.00	7,399.70	25,518.54	111,711.46	3,079.99	108,631.47	79.16
	Dept 0110 Sub Totals:	137,230.00	7,399.70	25,518.54	111,711.46	3,079.99		
Dept 001-0120	Planning & Development							
R20	Licenses Permits & Fees							
001-0120-4206	Annex/Rezoning Fees	2,500.00	0.00	625.00	1,875.00	0.00	1,875.00	75.00
001-0120-4250	Subdivision Plat & Filing Fees	4,500.00	50.00	938.00	3,562.00	0.00	3,562.00	79.16
	R20 Sub Totals:	7,000.00	50.00	1,563.00	5,437.00	0.00	5,437.00	77.67
	Revenue Sub Totals:	7,000.00	50.00	1,563.00	5,437.00	0.00	5,437.00	77.67
E01	Personnel Expense							
001-0120-5000	Salary Expense	117,998.08	5,641.00	22,624.00	95,374.08	0.00	95,374.08	80.83
001-0120-5010	Overtime Expense	500.00	0.00	0.00	500.00	0.00	500.00	100.00
001-0120-5020	FICA Expense	9,099.52	428.96	1,720.43	7,379.09	0.00	7,379.09	81.09
001-0120-5022	Unemployment Expense	120.00	60.00	60.00	60.00	0.00	60.00	50.00
001-0120-5025	Worker's Comp Expense	1,200.00	0.00	70.53	1,129.47	0.00	1,129.47	94.12
001-0120-5030	APERS Expense	16,177.61	707.18	2,837.91	13,339.70	0.00	13,339.70	82.46
001-0120-5040	Health Insurance Expense	14,987.16	411.08	1,644.32	13,342.84	0.00	13,342.84	89.03
001-0120-5050	Physical & Drug Screen Exp	150.00	0.00	0.00	150.00	0.00	150.00	100.00
001-0120-5060	Travel & Training Expense	6,400.00	0.00	0.00	6,400.00	200.00	6,200.00	96.88

Account Number	Description	Budget Amount	Period Amount	YTD Amount	YTD Var	Encumbered Amount	Available	% Available
	E01 Sub Totals:	166,632.37	7,248.22	28,957.19	137,675.18	200.00	137,475.18	82.50
E10	Building & Grounds Exp							
001-0120-5110	Utilities - Electric	1,320.00	113.19	398.28	921.72	0.00	921.72	69.83
001-0120-5111	Utilities - Gas	240.00	28.09	145.60	94.40	0.01	94.39	39.33
001-0120-5112	Utilities - Water	150.00	11.55	49.04	100.96	0.00	100.96	67.31
001-0120-5115	Communication Exp - Telephone	1,300.00	106.24	424.18	875.82	0.00	875.82	67.37
001-0120-5116	Communication Exp - Cellular	840.00	51.48	205.88	634.12	0.00	634.12	75.49
001-0120-5130	Sanitation	300.00	21.56	86.24	213.76	0.00	213.76	71.25
	E10 Sub Totals:	4,150.00	332.11	1,309.22	2,840.78	0.01	2,840.77	68.45
E30	Supply Expense							
001-0120-5300	Supplies - Office	700.00	0.00	244.64	455.36	66.09	389.27	55.61
001-0120-5350	Postage Expense	500.00	0.00	0.00	500.00	0.00	500.00	100.00
	E30 Sub Totals:	1,200.00	0.00	244.64	955.36	66.09	889.27	74.11
E40	Operations Expense							
001-0120-5480	Dues & Subscriptions	20,000.00	0.00	16,807.66	3,192.34	95.00	3,097.34	15.49
001-0120-5510	Meeting Expense	100.00	0.00	0.00	100.00	0.00	100.00	100.00
	E40 Sub Totals:	20,100.00	0.00	16,807.66	3,292.34	95.00	3,197.34	15.91
E55	Professional Services							
001-0120-5553	Prof Services - Advertising	2,000.00	0.00	0.00	2,000.00	0.00	2,000.00	100.00
001-0120-5571	Prof Services - Engineering	13,300.00	1,134.60	3,403.80	9,896.20	0.00	9,896.20	74.41
001-0120-5574	Prof Services - GIS	0.00	815.40	815.40	-815.40	0.00	-815.40	0.00
001-0120-5589	Prof Services - Printing	300.00	0.00	0.00	300.00	0.00	300.00	100.00
	E55 Sub Totals:	15,600.00	1,950.00	4,219.20	11,380.80	0.00	11,380.80	72.95
E60	Miscellaneous Expense							
001-0120-5600	Miscellaneous Expense	97,035.00	0.00	5,944.75	91,090.25	92,035.00	-944.75	0.00
001-0120-5606	IT Projects & Labor	1,500.00	0.00	0.00	1,500.00	0.00	1,500.00	100.00
001-0120-5608	Software - New & Renewals	12,550.00	0.00	0.00	12,550.00	0.00	12,550.00	100.00
	E60 Sub Totals:	111,085.00	0.00	5,944.75	105,140.25	92,035.00	13,105.25	11.80
	Expense Sub Totals:	318,767.37	9,530.33	57,482.66	261,284.71	92,396.10	168,888.61	52.98
	Dept 0120 Sub Totals:	311,767.37	9,480.33	55,919.66	255,847.71	92,396.10		
Dept 001-0200	Animal Control							
R20	Licenses Permits & Fees							
001-0200-4202	Adoption Revenue	4,000.00	295.00	1,145.00	2,855.00	0.00	2,855.00	71.38
001-0200-4222	Misc Revenue - Animal Control	8,000.00	4,214.18	6,244.18	1,755.82	0.00	1,755.82	21.95

Account Number	Description	Budget Amount	Period Amount	YTD Amount	YTD Var	Encumbered Amount	Available	% Available
001-0200-4224	Dog License Fee	2,000.00	210.00	1,006.00	994.00	0.00	994.00	49.70
001-0200-4246	Spay & Neuter Revenue	12,500.00	870.00	3,360.00	9,140.00	0.00	9,140.00	73.12
	R20 Sub Totals:	26,500.00	5,589.18	11,755.18	14,744.82	0.00	14,744.82	55.64
R40	Fines & Forfeitures							
001-0200-4420	Animal Control Fines	6,000.00	660.00	2,000.00	4,000.00	0.00	4,000.00	66.67
	R40 Sub Totals:	6,000.00	660.00	2,000.00	4,000.00	0.00	4,000.00	66.67
R62	Intergovernmental Tsfrs							
001-0200-4627	Xfer Designated Tax	452,000.00	37,666.66	150,665.98	301,334.02	0.00	301,334.02	66.67
	R62 Sub Totals:	452,000.00	37,666.66	150,665.98	301,334.02	0.00	301,334.02	66.67
	Revenue Sub Totals:	484,500.00	43,915.84	164,421.16	320,078.84	0.00	320,078.84	66.06
E01	Personnel Expense							
001-0200-5000	Salary Expense	164,609.50	12,064.67	49,331.57	115,277.93	0.00	115,277.93	70.03
001-0200-5005	SWB Reimbursement	43,600.00	3,633.33	14,533.32	29,066.68	0.00	29,066.68	66.67
001-0200-5010	Overtime Expense	11,000.00	1,141.63	4,645.77	6,354.23	0.00	6,354.23	57.77
001-0200-5020	FICA Expense	14,692.82	987.88	3,975.06	10,717.76	0.00	10,717.76	72.95
001-0200-5022	Unemployment Expense	374.72	208.33	300.87	73.85	0.00	73.85	19.71
001-0200-5025	Worker's Comp Expense	1,468.00	0.00	1,033.56	434.44	0.00	434.44	29.59
001-0200-5030	APERS Expense	27,056.57	2,023.21	8,269.34	18,787.23	0.00	18,787.23	69.44
001-0200-5040	Health Insurance Expense	29,974.32	1,644.32	11,698.64	18,275.68	0.00	18,275.68	60.97
001-0200-5050	Physical & Drug Screen Exp	500.00	0.00	0.00	500.00	0.00	500.00	100.00
001-0200-5055	Uniform Expense	2,000.00	306.52	437.65	1,562.35	0.00	1,562.35	78.12
001-0200-5060	Travel & Training Expense	4,000.00	234.30	2,541.42	1,458.58	514.14	944.44	23.61
001-0200-5065	First Aid Expense	100.00	0.00	61.41	38.59	0.00	38.59	38.59
	E01 Sub Totals:	299,375.93	22,244.19	96,828.61	202,547.32	514.14	202,033.18	67.48
E10	Building & Grounds Exp							
001-0200-5102	Repairs & Maint - Building	2,000.00	44.82	272.22	1,727.78	12.57	1,715.21	85.76
001-0200-5104	Repairs & Maint - Grounds	2,000.00	285.40	831.34	1,168.66	240.27	928.39	46.42
001-0200-5110	Utilities - Electric	8,900.00	936.04	4,030.53	4,869.47	0.00	4,869.47	54.71
001-0200-5111	Utilities - Gas	350.00	58.07	244.94	105.06	0.00	105.06	30.02
001-0200-5112	Utilities - Water	840.00	73.92	352.52	487.48	0.00	487.48	58.03
001-0200-5115	Communication Exp - Telephone	7,400.00	1,152.21	4,600.45	2,799.55	0.00	2,799.55	37.83
001-0200-5116	Communication Exp - Cellular	3,180.00	205.92	823.52	2,356.48	0.00	2,356.48	74.10
001-0200-5120	Insurance - Property	700.00	0.00	0.00	700.00	0.00	700.00	100.00
001-0200-5130	Sanitation	1,500.00	125.41	501.64	998.36	0.00	998.36	66.56
001-0200-5140	Supplies - B&G	500.00	0.00	0.00	500.00	0.00	500.00	100.00
001-0200-5141	Pest/Chem/Seed/Fert	1,020.00	82.13	328.52	691.48	0.00	691.48	67.79
001-0200-5142	Janitorial Supplies and Main	3,000.00	197.50	672.70	2,327.30	60.41	2,266.89	75.56

Account Number	Description	Budget Amount	Period Amount	YTD Amount	YTD Var	Encumbered Amount	Available	% Available
001-0200-5145	Tools	1,500.00	0.00	38.19	1,461.81	133.14	1,328.67	88.58
	E10 Sub Totals:	32,890.00	3,161.42	12,696.57	20,193.43	446.39	19,747.04	60.04
E20	Vehicle Expense							
001-0200-5200	Fuel Expense	6,000.00	334.41	1,068.68	4,931.32	85.73	4,845.59	80.76
001-0200-5210	Service & Repair - Vehicle	2,000.00	31.77	287.83	1,712.17	0.00	1,712.17	85.61
001-0200-5212	Service & Repair - Equipment	1,100.00	0.00	229.95	870.05	0.00	870.05	79.10
001-0200-5225	Insurance Expense - Vehicle	1,100.00	0.00	503.83	596.17	0.00	596.17	54.20
	E20 Sub Totals:	10,200.00	366.18	2,090.29	8,109.71	85.73	8,023.98	78.67
E30	Supply Expense							
001-0200-5300	Supplies - Office	1,200.00	67.40	303.85	896.15	15.31	880.84	73.40
001-0200-5302	Supplies - Kitchen	400.00	50.81	50.81	349.19	0.00	349.19	87.30
001-0200-5306	Supplies - Food Allowance	1,500.00	0.00	0.00	1,500.00	35.34	1,464.66	97.64
001-0200-5322	Supplies - Operating	2,200.00	0.00	0.00	2,200.00	0.00	2,200.00	100.00
001-0200-5350	Postage Expense	100.00	0.00	0.00	100.00	0.00	100.00	100.00
001-0200-5370	Medicine Expense	4,000.00	740.08	2,042.32	1,957.68	278.43	1,679.25	41.98
001-0200-5371	Spay & Neuter Vouchers	1,000.00	0.00	0.00	1,000.00	0.00	1,000.00	100.00
	E30 Sub Totals:	10,400.00	858.29	2,396.98	8,003.02	329.08	7,673.94	73.79
E40	Operations Expense							
001-0200-5475	Credit Card Fees	3,120.00	130.41	349.31	2,770.69	0.00	2,770.69	88.80
001-0200-5480	Dues & Subscriptions	70,700.00	0.00	0.00	70,700.00	0.00	70,700.00	100.00
	E40 Sub Totals:	73,820.00	130.41	349.31	73,470.69	0.00	73,470.69	99.53
E55	Professional Services							
001-0200-5577	Prof Services - Incineration & Disp	3,000.00	180.00	705.00	2,295.00	435.00	1,860.00	62.00
001-0200-5589	Prof Services - Printing	25.00	0.00	0.00	25.00	318.97	-293.97	0.00
001-0200-5592	Prof Services - Veterinarian	13,500.00	2,700.50	5,446.58	8,053.42	2,566.53	5,486.89	40.64
001-0200-5593	Animal Care Charges	2,000.00	117.82	279.21	1,720.79	211.47	1,509.32	75.47
	E55 Sub Totals:	18,525.00	2,998.32	6,430.79	12,094.21	3,531.97	8,562.24	46.22
E60	Miscellaneous Expense							
001-0200-5600	Miscellaneous Expense	500.00	25.00	27.50	472.50	0.00	472.50	94.50
001-0200-5606	IT Projects & Labor	1,500.00	0.00	665.00	835.00	0.00	835.00	55.67
001-0200-5608	Software - New & Renewals	1,500.00	0.00	0.00	1,500.00	0.00	1,500.00	100.00
	E60 Sub Totals:	3,500.00	25.00	692.50	2,807.50	0.00	2,807.50	80.21
	Expense Sub Totals:	448,710.93	29,783.81	121,485.05	327,225.88	4,907.31	322,318.57	71.83
	Dept 0200 Sub Totals:	-35,789.07	-14,132.03	-42,936.11	7,147.04	4,907.31		

Account Number	Description	Budget Amount	Period Amount	YTD Amount	YTD Var	Encumbered Amount	Available	% Available
Dept 001-0300	Court							
R40	Fines & Forfeitures							
001-0300-4400	Act 316 of 1991 Revenue	200.00	18.12	72.48	127.52	0.00	127.52	63.76
001-0300-4412	City Attorney Reim	26,000.00	2,190.68	8,762.72	17,237.28	0.00	17,237.28	66.30
001-0300-4414	Court Fines	400,000.00	50,648.94	155,640.99	244,359.01	0.00	244,359.01	61.09
001-0300-4416	District Court Reim	14,000.00	1,181.04	4,724.16	9,275.84	0.00	9,275.84	66.26
001-0300-4424	Judge Retirement Reim	4,700.00	394.84	1,579.36	3,120.64	0.00	3,120.64	66.40
001-0300-4426	Ordinance 89-15 Revenue	23,000.00	1,966.60	7,866.40	15,133.60	0.00	15,133.60	65.80
001-0300-4428	Warrant Fees	65,000.00	8,005.10	25,374.10	39,625.90	0.00	39,625.90	60.96
	R40 Sub Totals:	532,900.00	64,405.32	204,020.21	328,879.79	0.00	328,879.79	61.72
R60	Miscellaneous Revenue							
001-0300-4600	Miscellaneous Revenue	50,520.00	5,553.05	18,508.78	32,011.22	0.00	32,011.22	63.36
	R60 Sub Totals:	50,520.00	5,553.05	18,508.78	32,011.22	0.00	32,011.22	63.36
R64	Reimbursement							
001-0300-4640	Saline County	160,000.00	37,831.95	82,841.13	77,158.87	0.00	77,158.87	48.22
	R64 Sub Totals:	160,000.00	37,831.95	82,841.13	77,158.87	0.00	77,158.87	48.22
	Revenue Sub Totals:	743,420.00	107,790.32	305,370.12	438,049.88	0.00	438,049.88	58.92
E01	Personnel Expense							
001-0300-5000	Salary Expense	251,819.40	17,337.89	69,650.44	182,168.96	0.00	182,168.96	72.34
001-0300-5010	Overtime Expense	500.00	61.97	61.97	438.03	0.00	438.03	87.61
001-0300-5020	FICA Expense	19,302.43	1,297.48	5,203.95	14,098.48	0.00	14,098.48	73.04
001-0300-5022	Unemployment Expense	420.00	305.46	344.65	75.35	0.00	75.35	17.94
001-0300-5025	Worker's Comp Expense	800.00	0.00	489.13	310.87	0.00	310.87	38.86
001-0300-5030	APERS Expense	44,458.01	2,665.66	10,679.97	33,778.04	0.00	33,778.04	75.98
001-0300-5038	Pension Expense-Judge Rtmnt	6,000.00	0.00	0.00	6,000.00	0.00	6,000.00	100.00
001-0300-5040	Health Insurance Expense	44,748.24	3,746.82	14,560.50	30,187.74	0.00	30,187.74	67.46
001-0300-5050	Physical & Drug Screen Exp	750.00	0.00	0.00	750.00	0.00	750.00	100.00
001-0300-5055	Uniform Expense	500.00	0.00	0.00	500.00	0.00	500.00	100.00
001-0300-5060	Travel & Training Expense	10,500.00	1,728.10	1,728.10	8,771.90	2,623.76	6,148.14	58.55
001-0300-5070	Judge - Share to State	30,000.00	2,405.18	9,620.72	20,379.28	0.00	20,379.28	67.93
	E01 Sub Totals:	409,798.08	29,548.56	112,339.43	297,458.65	2,623.76	294,834.89	71.95
E10	Building & Grounds Exp							
001-0300-5102	Repairs & Maint - Building	10,000.00	48.90	166.23	9,833.77	2,095.25	7,738.52	77.39
001-0300-5103	Repairs and Maint	1,000.00	0.00	139.96	860.04	0.00	860.04	86.00
001-0300-5110	Utilities - Electric	6,000.00	452.75	1,593.03	4,406.97	0.00	4,406.97	73.45
001-0300-5111	Utilities - Gas	1,200.00	112.37	582.40	617.60	0.00	617.60	51.47
001-0300-5112	Utilities - Water	650.00	46.22	196.11	453.89	0.00	453.89	69.83

Account Number	Description	Budget Amount	Period Amount	YTD Amount	YTD Var	Encumbered Amount	Available	% Available
001-0300-5115	Communication Exp - Telephone	6,700.00	553.47	2,208.59	4,491.41	0.00	4,491.41	67.04
001-0300-5130	Sanitation	1,080.00	86.25	345.00	735.00	0.00	735.00	68.06
001-0300-5142	Janitorial Supplies and Main	860.00	0.00	0.00	860.00	27.36	832.64	96.82
	E10 Sub Totals:	27,490.00	1,299.96	5,231.32	22,258.68	2,122.61	20,136.07	73.25
E30	Supply Expense							
001-0300-5300	Supplies - Office	7,000.00	360.08	1,382.74	5,617.26	655.82	4,961.44	70.88
001-0300-5350	Postage Expense	2,000.00	0.00	0.00	2,000.00	0.00	2,000.00	100.00
	E30 Sub Totals:	9,000.00	360.08	1,382.74	7,617.26	655.82	6,961.44	77.35
E40	Operations Expense							
001-0300-5480	Dues & Subscriptions	3,000.00	0.00	825.00	2,175.00	0.00	2,175.00	72.50
	E40 Sub Totals:	3,000.00	0.00	825.00	2,175.00	0.00	2,175.00	72.50
E55	Professional Services							
001-0300-5553	Prof Services - Advertising	500.00	0.00	0.00	500.00	0.00	500.00	100.00
001-0300-5589	Prof Services - Printing	6,000.00	0.00	2,540.40	3,459.60	0.00	3,459.60	57.66
	E55 Sub Totals:	6,500.00	0.00	2,540.40	3,959.60	0.00	3,959.60	60.92
E60	Miscellaneous Expense							
001-0300-5608	Software - New & Renewals	1,959.90	0.00	0.00	1,959.90	0.00	1,959.90	100.00
001-0300-5614	Copiers & Maintenance	3,000.00	0.00	759.53	2,240.47	0.00	2,240.47	74.68
	E60 Sub Totals:	4,959.90	0.00	759.53	4,200.37	0.00	4,200.37	84.69
	Expense Sub Totals:	460,747.98	31,208.60	123,078.42	337,669.56	5,402.19	332,267.37	72.11
	Dept 0300 Sub Totals:	-282,672.02	-76,581.72	-182,291.70	-100,380.32	5,402.19		
Dept 001-0400	Parks							
R62	Intergovernmental Tsfrs							
001-0400-4627	Xfer Designated Tax	452,000.00	37,666.66	150,665.98	301,334.02	0.00	301,334.02	66.67
001-0400-4629	Xfer Park 1/8 O & M	565,500.00	46,375.00	185,500.00	380,000.00	0.00	380,000.00	67.20
	R62 Sub Totals:	1,017,500.00	84,041.66	336,165.98	681,334.02	0.00	681,334.02	66.96
	Revenue Sub Totals:	1,017,500.00	84,041.66	336,165.98	681,334.02	0.00	681,334.02	66.96
E01	Personnel Expense							
001-0400-5000	Salary Expense	337,020.31	24,148.58	90,380.06	246,640.25	0.00	246,640.25	73.18
001-0400-5001	Part Time Labor	20,000.00	712.25	3,720.09	16,279.91	0.00	16,279.91	81.40
001-0400-5005	SWB Reimbursement	174,400.00	14,533.33	58,133.32	116,266.68	0.00	116,266.68	66.67
001-0400-5010	Overtime Expense	7,000.00	1,495.56	1,564.16	5,435.84	0.00	5,435.84	77.65
001-0400-5020	FICA Expense	24,822.64	1,995.76	7,244.55	17,578.09	0.00	17,578.09	70.81

Account Number	Description	Budget Amount	Period Amount	YTD Amount	YTD Var	Encumbered Amount	Available	% Available
001-0400-5022	Unemployment Expense	771.24	366.94	431.35	339.89	0.00	339.89	44.07
001-0400-5025	Worker's Comp Expense	7,000.00	0.00	6,900.85	99.15	0.00	99.15	1.42
001-0400-5030	APERS Expense	45,771.64	3,928.68	14,085.84	31,685.80	0.00	31,685.80	69.23
001-0400-5040	Health Insurance Expense	80,898.54	5,869.23	22,636.82	58,261.72	0.00	58,261.72	72.02
001-0400-5050	Physical & Drug Screen Exp	1,050.00	285.00	405.00	645.00	25.00	620.00	59.05
001-0400-5055	Uniform Expense	3,000.00	0.00	997.89	2,002.11	602.00	1,400.11	46.67
001-0400-5057	Vehicle Allowance	6,000.00	461.54	1,846.16	4,153.84	0.00	4,153.84	69.23
001-0400-5060	Travel & Training Expense	5,200.00	578.38	895.13	4,304.87	935.15	3,369.72	64.80
	E01 Sub Totals:	712,934.37	54,375.25	209,241.22	503,693.15	1,562.15	502,131.00	70.43
E10	Building & Grounds Exp							
001-0400-5110	Utilities - Electric	0.00	32.58	119.92	-119.92	0.00	-119.92	0.00
001-0400-5120	Insurance - Property	1,500.00	0.00	0.00	1,500.00	0.00	1,500.00	100.00
001-0400-5145	Tools	2,000.00	18.60	813.72	1,186.28	0.00	1,186.28	59.31
	E10 Sub Totals:	3,500.00	51.18	933.64	2,566.36	0.00	2,566.36	73.32
E20	Vehicle Expense							
001-0400-5200	Fuel Expense	15,000.00	1,034.26	2,583.93	12,416.07	0.00	12,416.07	82.77
001-0400-5225	Insurance Expense - Vehicle	3,000.00	0.00	5,041.23	-2,041.23	104.18	-2,145.41	0.00
	E20 Sub Totals:	18,000.00	1,034.26	7,625.16	10,374.84	104.18	10,270.66	57.06
E30	Supply Expense							
001-0400-5350	Postage Expense	100.00	0.00	0.00	100.00	0.00	100.00	100.00
	E30 Sub Totals:	100.00	0.00	0.00	100.00	0.00	100.00	100.00
E40	Operations Expense							
001-0400-5535	Sales Tax Expense	0.00	0.00	0.00	0.00	0.00	0.00	0.00
	E40 Sub Totals:	0.00	0.00	0.00	0.00	0.00	0.00	0.00
E55	Professional Services							
001-0400-5550	Prof Services - Acctg & Audit	5,000.00	0.00	0.00	5,000.00	0.00	5,000.00	100.00
001-0400-5586	Prof Services - Other	15,000.00	660.00	990.00	14,010.00	11,880.00	2,130.00	14.20
	E55 Sub Totals:	20,000.00	660.00	990.00	19,010.00	11,880.00	7,130.00	35.65
E60	Miscellaneous Expense							
001-0400-5604	Hardware - New & Renewals	5,000.00	6,452.56	6,452.56	-1,452.56	824.05	-2,276.61	0.00
001-0400-5606	IT Projects & Labor	7,440.00	0.00	0.00	7,440.00	0.00	7,440.00	100.00
001-0400-5608	Software - New & Renewals	14,680.00	11,875.00	11,914.90	2,765.10	0.00	2,765.10	18.84
	E60 Sub Totals:	27,120.00	18,327.56	18,367.46	8,752.54	824.05	7,928.49	29.23
E80	Fixed Assets							
001-0400-5810	Fixed Assets - Equipment	7,000.00	0.00	1,812.00	5,188.00	0.00	5,188.00	74.11

Account Number	Description	Budget Amount	Period Amount	YTD Amount	YTD Var	Encumbered Amount	Available	% Available
001-0400-5840	Principal Loan - Vehicles	61,740.99	5,123.22	20,436.46	41,304.53	0.00	41,304.53	66.90
	E80 Sub Totals:	68,740.99	5,123.22	22,248.46	46,492.53	0.00	46,492.53	67.63
E85	Interest Expense							
001-0400-5850	Interest Expense	5,268.56	462.77	1,907.52	3,361.04	0.00	3,361.04	63.79
	E85 Sub Totals:	5,268.56	462.77	1,907.52	3,361.04	0.00	3,361.04	63.79
	Expense Sub Totals:	855,663.92	80,034.24	261,313.46	594,350.46	14,370.38	579,980.08	67.78
	Dept 0400 Sub Totals:	-161,836.08	-4,007.42	-74,852.52	-86,983.56	14,370.38		
Dept 001-0410	Parks - Mills Park & Pool							
R50	Sale of Services							
001-0410-4500	Mills Pool-Admin/Concessions	54,000.00	0.00	0.00	54,000.00	0.00	54,000.00	100.00
001-0410-4532	Admissions	0.00	725.00	1,275.00	-1,275.00	0.00	-1,275.00	0.00
001-0410-4534	Pavillion Fees	5,000.00	1,070.00	2,765.00	2,235.00	0.00	2,235.00	44.70
	R50 Sub Totals:	59,000.00	1,795.00	4,040.00	54,960.00	0.00	54,960.00	93.15
R70	Grant Revenue							
001-0410-4700	Grants Revenue	36,000.00	0.00	0.00	36,000.00	0.00	36,000.00	100.00
	R70 Sub Totals:	36,000.00	0.00	0.00	36,000.00	0.00	36,000.00	100.00
	Revenue Sub Totals:	95,000.00	1,795.00	4,040.00	90,960.00	0.00	90,960.00	95.75
E01	Personnel Expense							
001-0410-5001	Part Time Labor	11,000.00	0.00	0.00	11,000.00	0.00	11,000.00	100.00
001-0410-5020	FICA Expense	1,500.00	0.00	0.00	1,500.00	0.00	1,500.00	100.00
001-0410-5025	Worker's Comp Expense	500.00	0.00	0.00	500.00	0.00	500.00	100.00
001-0410-5050	Physical & Drug Screen Exp	2,700.00	0.00	0.00	2,700.00	0.00	2,700.00	100.00
	E01 Sub Totals:	15,700.00	0.00	0.00	15,700.00	0.00	15,700.00	100.00
E10	Building & Grounds Exp							
001-0410-5102	Repairs & Maint - Building	2,000.00	21.88	38.24	1,961.76	198.38	1,763.38	88.17
001-0410-5104	Repairs & Maint - Grounds	2,000.00	0.00	1,020.75	979.25	817.43	161.82	8.09
001-0410-5105	Repairs & Maint - Pool	6,500.00	3.27	3.27	6,496.73	43.39	6,453.34	99.28
001-0410-5110	Utilities - Electric	7,000.00	546.72	2,111.23	4,888.77	0.00	4,888.77	69.84
001-0410-5111	Utilities - Gas	150.00	18.21	62.70	87.30	0.00	87.30	58.20
001-0410-5112	Utilities - Water	1,000.00	82.49	271.62	728.38	0.00	728.38	72.84
001-0410-5120	Insurance - Property	500.00	0.00	0.00	500.00	0.00	500.00	100.00
	E10 Sub Totals:	19,150.00	672.57	3,507.81	15,642.19	1,059.20	14,582.99	76.15
E30	Supply Expense							

Account Number	Description	Budget Amount	Period Amount	YTD Amount	YTD Var	Encumbered Amount	Available	% Available
001-0410-5308	Supplies - Concession	3,500.00	0.00	0.00	3,500.00	0.00	3,500.00	100.00
001-0410-5328	Supplies - Pools	9,500.00	1,754.85	1,754.85	7,745.15	0.00	7,745.15	81.53
	E30 Sub Totals:	13,000.00	1,754.85	1,754.85	11,245.15	0.00	11,245.15	86.50
E70	Grant Expense							
001-0410-5700	Grant Expense	45,000.00	0.00	0.00	45,000.00	0.00	45,000.00	100.00
	E70 Sub Totals:	45,000.00	0.00	0.00	45,000.00	0.00	45,000.00	100.00
	Expense Sub Totals:	92,850.00	2,427.42	5,262.66	87,587.34	1,059.20	86,528.14	93.19
	Dept 0410 Sub Totals:	-2,150.00	632.42	1,222.66	-3,372.66	1,059.20		
Dept 001-0420	Parks - Midland							
R60	Miscellaneous Revenue							
001-0420-4600	Miscellaneous Revenue	0.00	-95.00	0.00	0.00	0.00	0.00	0.00
	R60 Sub Totals:	0.00	-95.00	0.00	0.00	0.00	0.00	0.00
R74	Sponsorships							
001-0420-4740	Sponsorship/Rebates	24,000.00	11,875.00	11,875.00	12,125.00	0.00	12,125.00	50.52
	R74 Sub Totals:	24,000.00	11,875.00	11,875.00	12,125.00	0.00	12,125.00	50.52
	Revenue Sub Totals:	24,000.00	11,780.00	11,875.00	12,125.00	0.00	12,125.00	50.52
E10	Building & Grounds Exp							
001-0420-5104	Repairs & Maint - Grounds	28,000.00	2,449.63	19,416.68	8,583.32	0.00	8,583.32	30.65
001-0420-5110	Utilities - Electric	10,000.00	1,438.83	4,052.34	5,947.66	0.00	5,947.66	59.48
001-0420-5112	Utilities - Water	0.00	0.00	0.00	0.00	0.00	0.00	0.00
	E10 Sub Totals:	38,000.00	3,888.46	23,469.02	14,530.98	0.00	14,530.98	38.24
	Expense Sub Totals:	38,000.00	3,888.46	23,469.02	14,530.98	0.00	14,530.98	38.24
	Dept 0420 Sub Totals:	14,000.00	-7,891.54	11,594.02	2,405.98	0.00		
Dept 001-0430	Parks - Bishop							
R30	Membership Fees							
001-0430-4300	Membership Family	375,000.00	19,488.40	131,562.45	243,437.55	56.00	243,381.55	64.90
001-0430-4302	Membership Adults	0.00	0.00	-109.00	109.00	0.00	109.00	0.00
001-0430-4303	Membership Youth	0.00	0.00	10.00	-10.00	0.00	-10.00	0.00
001-0430-4304	Membership Silver Sneakers	0.00	1,510.00	5,009.00	-5,009.00	0.00	-5,009.00	0.00
	R30 Sub Totals:	375,000.00	20,998.40	136,472.45	238,527.55	56.00	238,471.55	63.59
R33	Rental Fees							

Account Number	Description	Budget Amount	Period Amount	YTD Amount	YTD Var	Encumbered Amount	Available	% Available
001-0430-4332	Equipment Rental	82,545.00	4,398.00	17,589.50	64,955.50	0.00	64,955.50	78.69
001-0430-4340	Room Rental Party Room	15,000.00	2,198.00	7,718.00	7,282.00	0.00	7,282.00	48.55
001-0430-4350	Use Agreement Fees	26,450.00	11,030.00	16,780.00	9,670.00	0.00	9,670.00	36.56
001-0430-4354	Tournaments	50,000.00	7,100.00	19,150.00	30,850.00	0.00	30,850.00	61.70
	R33 Sub Totals:	173,995.00	24,726.00	61,237.50	112,757.50	0.00	112,757.50	64.81
R36	Park Program Fees							
001-0430-4364	Basketball	63,000.00	0.00	695.00	62,305.00	0.00	62,305.00	98.90
001-0430-4366	BASS Swim Program	42,000.00	3,423.80	12,143.60	29,856.40	0.00	29,856.40	71.09
001-0430-4374	Private Instruction	1,500.00	0.00	0.00	1,500.00	0.00	1,500.00	100.00
001-0430-4382	Pool Swim Lessons	55,000.00	6,665.55	17,731.65	37,268.35	0.00	37,268.35	67.76
	R36 Sub Totals:	161,500.00	10,089.35	30,570.25	130,929.75	0.00	130,929.75	81.07
R50	Sale of Services							
001-0430-4500	Concessions - Bishop	60,000.00	9,829.81	23,681.47	36,318.53	0.00	36,318.53	60.53
001-0430-4514	Daily Admissions Adults	58,000.00	2,018.00	19,127.44	38,872.56	0.00	38,872.56	67.02
001-0430-4516	Daily Admissions Senior	0.00	0.00	10.00	-10.00	0.00	-10.00	0.00
001-0430-4530	Merchandise Sales	10,000.00	506.00	3,321.00	6,679.00	0.00	6,679.00	66.79
001-0430-4534	Red Cross Programs	8,000.00	1,200.00	4,800.00	3,200.00	0.00	3,200.00	40.00
	R50 Sub Totals:	136,000.00	13,553.81	50,939.91	85,060.09	0.00	85,060.09	62.54
R60	Miscellaneous Revenue							
001-0430-4600	Miscellaneous Revenue	55,000.00	152.00	1,200.55	53,799.45	0.00	53,799.45	97.82
	R60 Sub Totals:	55,000.00	152.00	1,200.55	53,799.45	0.00	53,799.45	97.82
R74	Sponsorships							
001-0430-4740	Sponsorship/Rebates	83,500.00	50.00	9,759.00	73,741.00	0.00	73,741.00	88.31
	R74 Sub Totals:	83,500.00	50.00	9,759.00	73,741.00	0.00	73,741.00	88.31
	Revenue Sub Totals:	984,995.00	69,569.56	290,179.66	694,815.34	56.00	694,759.34	70.53
E01	Personnel Expense							
001-0430-5000	Salary Expense	352,687.38	26,899.13	110,182.73	242,504.65	0.00	242,504.65	68.76
001-0430-5001	Part Time Labor	169,000.00	13,522.59	57,113.01	111,886.99	0.00	111,886.99	66.21
001-0430-5010	Overtime Expense	5,000.00	358.20	792.34	4,207.66	0.00	4,207.66	84.15
001-0430-5020	FICA Expense	67,478.79	3,179.21	13,069.05	54,409.74	0.00	54,409.74	80.63
001-0430-5022	Unemployment Expense	3,492.50	776.62	1,031.11	2,461.39	0.00	2,461.39	70.48
001-0430-5025	Worker's Comp Expense	5,000.00	0.00	3,450.42	1,549.58	0.00	1,549.58	30.99
001-0430-5030	APERS Expense	62,240.14	4,171.62	16,957.94	45,282.20	0.00	45,282.20	72.75
001-0430-5040	Health Insurance Expense	65,534.88	4,099.91	17,238.00	48,296.88	0.00	48,296.88	73.70
001-0430-5050	Physical & Drug Screen Exp	1,200.00	190.00	405.00	795.00	285.00	510.00	42.50
001-0430-5055	Uniform Expense	4,000.00	0.00	0.00	4,000.00	2,115.70	1,884.30	47.11

Account Number	Description	Budget Amount	Period Amount	YTD Amount	YTD Var	Encumbered Amount	Available	% Available
	E01 Sub Totals:	735,633.69	53,197.28	220,239.60	515,394.09	2,400.70	512,993.39	69.73
E10	Building & Grounds Exp							
001-0430-5102	Repairs & Maint - Building	45,000.00	1,108.88	21,220.71	23,779.29	37,424.54	-13,645.25	0.00
001-0430-5104	Repairs & Maint - Grounds	52,000.00	12,558.73	28,892.45	23,107.55	27,110.50	-4,002.95	0.00
001-0430-5105	Repairs & Maint - Pool	55,000.00	7,198.81	16,709.76	38,290.24	2,201.44	36,088.80	65.62
001-0430-5106	Repairs & Maint - Splash Pad	2,000.00	0.00	109.50	1,890.50	159.14	1,731.36	86.57
001-0430-5110	Utilities - Electric	261,876.00	18,820.01	65,251.12	196,624.88	0.00	196,624.88	75.08
001-0430-5111	Utilities - Gas	38,000.00	5,740.21	27,276.34	10,723.66	0.00	10,723.66	28.22
001-0430-5112	Utilities - Water	10,000.00	461.61	2,043.71	7,956.29	0.00	7,956.29	79.56
001-0430-5115	Communication Exp - Telephone	20,000.00	2,223.71	8,879.34	11,120.66	0.00	11,120.66	55.60
001-0430-5116	Communication Exp - Cellular	5,364.00	470.35	1,636.52	3,727.48	0.00	3,727.48	69.49
001-0430-5120	Insurance - Property	20,000.00	0.00	0.00	20,000.00	0.00	20,000.00	100.00
001-0430-5130	Sanitation	34,500.00	2,140.18	12,078.36	22,421.64	0.00	22,421.64	64.99
001-0430-5140	Supplies - B&G	2,000.00	77.82	111.79	1,888.21	20.60	1,867.61	93.38
001-0430-5142	Janitorial Supplies and Main	25,000.00	195.97	4,527.50	20,472.50	5,122.72	15,349.78	61.40
	E10 Sub Totals:	570,740.00	50,996.28	188,737.10	382,002.90	72,038.94	309,963.96	54.31
E20	Vehicle Expense							
001-0430-5212	Service & Repair - Equipment	11,000.00	2,702.96	9,043.80	1,956.20	863.34	1,092.86	9.94
001-0430-5214	Service & Repair - Heavy Equip	0.00	0.00	0.00	0.00	0.00	0.00	0.00
	E20 Sub Totals:	11,000.00	2,702.96	9,043.80	1,956.20	863.34	1,092.86	9.94
E30	Supply Expense							
001-0430-5300	Supplies - Office	1,000.00	140.32	961.31	38.69	0.00	38.69	3.87
001-0430-5308	Supplies - Concession	41,000.00	7,688.52	20,247.49	20,752.51	878.74	19,873.77	48.47
001-0430-5330	Supplies - Park Programs	14,000.00	110.60	1,970.64	12,029.36	5,544.04	6,485.32	46.32
001-0430-5332	Supplies - Resale Merchandise	6,000.00	97.66	3,642.44	2,357.56	175.00	2,182.56	36.38
	E30 Sub Totals:	62,000.00	8,037.10	26,821.88	35,178.12	6,597.78	28,580.34	46.10
E40	Operations Expense							
001-0430-5460	BASS Program Expense	15,000.00	970.23	6,091.67	8,908.33	0.00	8,908.33	59.39
001-0430-5461	Aquatic Program Expense	4,000.00	266.00	840.64	3,159.36	0.00	3,159.36	78.98
001-0430-5475	Credit Card Fees	12,780.00	660.70	2,841.76	9,938.24	98.93	9,839.31	76.99
001-0430-5480	Dues & Subscriptions	612.00	358.00	358.00	254.00	0.00	254.00	41.50
	E40 Sub Totals:	32,392.00	2,254.93	10,132.07	22,259.93	98.93	22,161.00	68.42
E55	Professional Services							
001-0430-5553	Prof Services - Advertising	2,500.00	0.00	135.02	2,364.98	204.95	2,160.03	86.40
001-0430-5585	Prof Service - Basketball	43,305.00	0.00	19,159.92	24,145.08	225.00	23,920.08	55.24
001-0430-5586	Prof Services - Other	41,040.00	3,070.60	10,286.73	30,753.27	0.00	30,753.27	74.93
001-0430-5587	Prof Services - Aerobic Instr	57,720.00	4,302.40	16,900.30	40,819.70	415.00	40,404.70	70.00

Account Number	Description	Budget Amount	Period Amount	YTD Amount	YTD Var	Encumbered Amount	Available	% Available
001-0430-5589	Prof Services - Printing	5,000.00	227.81	1,175.52	3,824.48	380.24	3,444.24	68.88
	E55 Sub Totals:	149,565.00	7,600.81	47,657.49	101,907.51	1,225.19	100,682.32	67.32
E60	Miscellaneous Expense							
001-0430-5485	Inspections & Monitoring	4,010.00	2,370.00	2,370.00	1,640.00	552.00	1,088.00	27.13
	E60 Sub Totals:	4,010.00	2,370.00	2,370.00	1,640.00	552.00	1,088.00	27.13
E80	Fixed Assets							
001-0430-5811	Other Assets-Bishop	0.00	0.00	0.00	0.00	8,228.97	-8,228.97	0.00
	E80 Sub Totals:	0.00	0.00	0.00	0.00	8,228.97	-8,228.97	0.00
	Expense Sub Totals:	1,565,340.69	127,159.36	505,001.94	1,060,338.75	92,005.85	968,332.90	61.86
	Dept 0430 Sub Totals:	580,345.69	57,589.80	214,822.28	365,523.41	92,061.85		
Dept 001-0440	Parks - Alcoa							
R36	Park Program Fees							
001-0440-4260	Parks Rental	2,500.00	125.00	1,375.00	1,125.00	0.00	1,125.00	45.00
	R36 Sub Totals:	2,500.00	125.00	1,375.00	1,125.00	0.00	1,125.00	45.00
R74	Sponsorships							
001-0440-4740	Sponsorship/Rebates	2,500.00	0.00	0.00	2,500.00	0.00	2,500.00	100.00
	R74 Sub Totals:	2,500.00	0.00	0.00	2,500.00	0.00	2,500.00	100.00
	Revenue Sub Totals:	5,000.00	125.00	1,375.00	3,625.00	0.00	3,625.00	72.50
E10	Building & Grounds Exp							
001-0440-5104	Repairs & Maint - Grounds	5,000.00	10.98	10.98	4,989.02	448.95	4,540.07	90.80
001-0440-5110	Utilities - Electric	7,800.00	1,114.69	2,963.31	4,836.69	0.00	4,836.69	62.01
001-0440-5112	Utilities - Water	3,000.00	71.09	621.04	2,378.96	0.00	2,378.96	79.30
	E10 Sub Totals:	15,800.00	1,196.76	3,595.33	12,204.67	448.95	11,755.72	74.40
	Expense Sub Totals:	15,800.00	1,196.76	3,595.33	12,204.67	448.95	11,755.72	74.40
	Dept 0440 Sub Totals:	10,800.00	1,071.76	2,220.33	8,579.67	448.95		
Dept 001-0450	Parks - Ashley							
R36	Park Program Fees							
001-0450-4260	Parks Rental	1,500.00	0.00	1,080.00	420.00	0.00	420.00	28.00
	R36 Sub Totals:	1,500.00	0.00	1,080.00	420.00	0.00	420.00	28.00

Account Number	Description	Budget Amount	Period Amount	YTD Amount	YTD Var	Encumbered Amount	Available	% Available
	Revenue Sub Totals:	1,500.00	0.00	1,080.00	420.00	0.00	420.00	28.00
E10	Building & Grounds Exp							
001-0450-5104	Repairs & Maint - Grounds	3,500.00	0.00	51.19	3,448.81	90.00	3,358.81	95.97
001-0450-5110	Utilities - Electric	4,000.00	324.99	1,147.70	2,852.30	0.00	2,852.30	71.31
	E10 Sub Totals:	7,500.00	324.99	1,198.89	6,301.11	90.00	6,211.11	82.81
	Expense Sub Totals:	7,500.00	324.99	1,198.89	6,301.11	90.00	6,211.11	82.81
	Dept 0450 Sub Totals:	6,000.00	324.99	118.89	5,881.11	90.00		
Dept 001-0500	Fire							
R15	Taxes - Property							
001-0500-4156	Fire Rescue Funds	700.00	0.00	30.21	669.79	0.00	669.79	95.68
	R15 Sub Totals:	700.00	0.00	30.21	669.79	0.00	669.79	95.68
R60	Miscellaneous Revenue							
001-0500-4600	Miscellaneous Revenue	250.00	0.00	0.00	250.00	0.00	250.00	100.00
	R60 Sub Totals:	250.00	0.00	0.00	250.00	0.00	250.00	100.00
R62	Intergovernmental Tsfrs							
001-0500-4627	Xfer Designated Tax	1,130,000.00	94,166.66	376,665.98	753,334.02	0.00	753,334.02	66.67
001-0500-4629	Xfer Fire Special Tax	1,669,500.00	139,125.00	556,500.00	1,113,000.00	0.00	1,113,000.00	66.67
	R62 Sub Totals:	2,799,500.00	233,291.66	933,165.98	1,866,334.02	0.00	1,866,334.02	66.67
R66	Sale of Equipment							
001-0500-4900	Sale of Fixed Assets	30,460.00	0.00	30,469.01	-9.01	0.00	-9.01	0.00
	R66 Sub Totals:	30,460.00	0.00	30,469.01	-9.01	0.00	-9.01	0.00
	Revenue Sub Totals:	2,830,910.00	233,291.66	963,665.20	1,867,244.80	0.00	1,867,244.80	65.96
E01	Personnel Expense							
001-0500-5000	Salary Expense	2,187,385.05	149,053.01	653,085.23	1,534,299.82	0.00	1,534,299.82	70.14
001-0500-5010	Overtime Expense	194,584.06	25,881.62	62,608.05	131,976.01	0.00	131,976.01	67.82
001-0500-5020	FICA Expense	37,887.17	2,617.45	10,778.85	27,108.32	0.00	27,108.32	71.55
001-0500-5022	Unemployment Expense	3,060.00	2,763.11	2,873.22	186.78	0.00	186.78	6.10
001-0500-5025	Worker's Comp Expense	77,309.00	0.00	47,740.74	29,568.26	0.00	29,568.26	38.25
001-0500-5030	APERS Expense	5,501.64	380.64	1,720.86	3,780.78	0.00	3,780.78	68.72
001-0500-5035	LOPFI Expense	563,506.34	46,427.15	170,773.48	392,732.86	0.00	392,732.86	69.69
001-0500-5036	LOPFI Perm Advance	-150,000.00	-5,668.51	-5,668.51	-144,331.49	0.00	-144,331.49	0.00
001-0500-5040	Health Insurance Expense	445,954.68	32,883.43	135,199.43	310,755.25	0.00	310,755.25	69.68
001-0500-5050	Physical & Drug Screen Exp	10,000.00	197.00	242.00	9,758.00	274.00	9,484.00	94.84

Account Number	Description	Budget Amount	Period Amount	YTD Amount	YTD Var	Encumbered Amount	Available	% Available
001-0500-5055	Uniform Expense	26,000.00	2,268.11	3,109.10	22,890.90	1,628.95	21,261.95	81.78
001-0500-5060	Travel & Training Expense	18,150.00	2,079.68	7,436.68	10,713.32	439.84	10,273.48	56.60
001-0500-5061	Training Aids	10,500.00	180.47	4,146.33	6,353.67	0.00	6,353.67	60.51
	E01 Sub Totals:	3,429,837.94	259,063.16	1,094,045.46	2,335,792.48	2,342.79	2,333,449.69	68.03
E10	Building & Grounds Exp							
001-0500-5102	Repairs & Maint - Building	45,400.00	2,639.07	7,410.61	37,989.39	7,710.74	30,278.65	66.69
001-0500-5110	Utilities - Electric	39,900.00	3,240.70	12,756.88	27,143.12	0.00	27,143.12	68.03
001-0500-5111	Utilities - Gas	4,500.00	633.93	4,060.65	439.35	0.00	439.35	9.76
001-0500-5112	Utilities - Water	7,500.00	467.11	1,961.39	5,538.61	0.00	5,538.61	73.85
001-0500-5115	Communication Exp - Telephone	19,900.00	2,995.21	11,963.45	7,936.55	0.00	7,936.55	39.88
001-0500-5116	Communication Exp - Cellular	9,300.00	511.08	1,946.20	7,353.80	0.00	7,353.80	79.07
001-0500-5120	Insurance - Property	7,500.00	0.00	0.00	7,500.00	0.00	7,500.00	100.00
001-0500-5130	Sanitation	2,500.00	96.49	884.26	1,615.74	0.00	1,615.74	64.63
001-0500-5141	Pest/Chem/Seed/Fert	2,000.00	281.04	523.01	1,476.99	91.42	1,385.57	69.28
001-0500-5142	Janitorial Supplies and Main	13,500.00	72.67	4,574.85	8,925.15	84.48	8,840.67	65.49
001-0500-5145	Tools	1,200.00	406.63	651.99	548.01	265.84	282.17	23.51
	E10 Sub Totals:	153,200.00	11,343.93	46,733.29	106,466.71	8,152.48	98,314.23	64.17
E20	Vehicle Expense							
001-0500-5200	Fuel Expense	33,000.00	2,779.86	9,267.72	23,732.28	26.58	23,705.70	71.84
001-0500-5210	Service & Repair - Vehicle	2,500.00	0.00	89.87	2,410.13	171.91	2,238.22	89.53
001-0500-5212	Service & Repair - Equipment	3,000.00	28.34	984.59	2,015.41	690.54	1,324.87	44.16
001-0500-5216	Service & Repair - Apparatus	42,000.00	2,521.87	5,516.86	36,483.14	334.29	36,148.85	86.07
001-0500-5218	Tire Expense	8,000.00	0.00	255.66	7,744.34	0.00	7,744.34	96.80
001-0500-5225	Insurance Expense - Vehicle	22,000.00	0.00	22,147.38	-147.38	-822.88	675.50	0.00
001-0500-5230	Radios	5,500.00	0.00	484.90	5,015.10	0.00	5,015.10	91.18
	E20 Sub Totals:	116,000.00	5,330.07	38,746.98	77,253.02	400.44	76,852.58	66.25
E30	Supply Expense							
001-0500-5300	Supplies - Office	3,250.00	0.00	962.94	2,287.06	21.65	2,265.41	69.70
001-0500-5302	Supplies - Kitchen	1,200.00	36.23	53.07	1,146.93	17.30	1,129.63	94.14
001-0500-5306	Supplies - Food Allowance	43,800.00	3,378.31	10,001.90	33,798.10	3,403.16	30,394.94	69.39
001-0500-5318	Supplies - Foam	1,500.00	0.00	0.00	1,500.00	0.00	1,500.00	100.00
001-0500-5320	Supplies - Hazardous Mat'l	2,000.00	127.60	156.33	1,843.67	4.12	1,839.55	91.98
001-0500-5323	Material and Maint	1,800.00	644.06	653.85	1,146.15	0.00	1,146.15	63.68
001-0500-5350	Postage Expense	360.00	0.00	144.37	215.63	0.00	215.63	59.90
	E30 Sub Totals:	53,910.00	4,186.20	11,972.46	41,937.54	3,446.23	38,491.31	71.40
E40	Operations Expense							
001-0500-5480	Dues & Subscriptions	1,350.00	0.00	826.00	524.00	0.00	524.00	38.81
001-0500-5530	Safety Program	12,200.00	0.00	0.00	12,200.00	0.00	12,200.00	100.00

Account Number	Description	Budget Amount	Period Amount	YTD Amount	YTD Var	Encumbered Amount	Available	% Available
	E40 Sub Totals:	13,550.00	0.00	826.00	12,724.00	0.00	12,724.00	93.90
E55	Professional Services							
001-0500-5553	Prof Services - Advertising	1,000.00	0.00	0.00	1,000.00	0.00	1,000.00	100.00
001-0500-5574	Prof Services - GIS	0.00	543.60	543.60	-543.60	0.00	-543.60	0.00
001-0500-5586	Prof Services - Other	1,500.00	0.00	0.00	1,500.00	0.00	1,500.00	100.00
001-0500-5589	Prof Services - Printing	500.00	0.00	0.00	500.00	0.00	500.00	100.00
	E55 Sub Totals:	3,000.00	543.60	543.60	2,456.40	0.00	2,456.40	81.88
E60	Miscellaneous Expense							
001-0500-5604	Hardware - New & Renewals	5,000.00	0.00	0.00	5,000.00	0.00	5,000.00	100.00
001-0500-5606	IT Projects & Labor	7,440.00	0.00	174.78	7,265.22	0.00	7,265.22	97.65
001-0500-5608	Software - New & Renewals	600.00	0.00	0.00	600.00	0.00	600.00	100.00
	E60 Sub Totals:	13,040.00	0.00	174.78	12,865.22	0.00	12,865.22	98.66
E80	Fixed Assets							
001-0500-5811	Other Assets-Fire	41,928.80	0.00	1,812.00	40,116.80	18,928.80	21,188.00	50.53
001-0500-5840	Principal Loan - Vehicles	158,782.56	13,174.01	52,550.90	106,231.66	0.00	106,231.66	66.90
	E80 Sub Totals:	200,711.36	13,174.01	54,362.90	146,348.46	18,928.80	127,419.66	63.48
E85	Interest Expense							
001-0500-5850	Interest Expense	13,547.75	1,189.99	4,905.08	8,642.67	0.00	8,642.67	63.79
	E85 Sub Totals:	13,547.75	1,189.99	4,905.08	8,642.67	0.00	8,642.67	63.79
	Expense Sub Totals:	3,996,797.05	294,830.96	1,252,310.55	2,744,486.50	33,270.74	2,711,215.76	67.83
	Dept 0500 Sub Totals:	1,165,887.05	61,539.30	288,645.35	877,241.70	33,270.74		
Dept 001-0510	Fire - Springhill Vol							
R15	Taxes - Property							
001-0510-4152	Springhill VFD Assessment	65,000.00	0.00	0.00	65,000.00	0.00	65,000.00	100.00
	R15 Sub Totals:	65,000.00	0.00	0.00	65,000.00	0.00	65,000.00	100.00
	Revenue Sub Totals:	65,000.00	0.00	0.00	65,000.00	0.00	65,000.00	100.00
E30	Supply Expense							
001-0510-5323	Material and Maint	116,875.62	2,179.05	54,054.68	62,820.94	45,760.05	17,060.89	14.60
	E30 Sub Totals:	116,875.62	2,179.05	54,054.68	62,820.94	45,760.05	17,060.89	14.60
	Expense Sub Totals:	116,875.62	2,179.05	54,054.68	62,820.94	45,760.05	17,060.89	14.60

Account Number	Description	Budget Amount	Period Amount	YTD Amount	YTD Var	Encumbered Amount	Available	% Available
	Dept 0510 Sub Totals:	51,875.62	2,179.05	54,054.68	-2,179.06	45,760.05		
Dept 001-0600	Police							
R40	Fines & Forfeitures							
001-0600-4422	Intoximeter Revenue	780.00	67.14	268.56	511.44	0.00	511.44	65.57
	R40 Sub Totals:	780.00	67.14	268.56	511.44	0.00	511.44	65.57
R60	Miscellaneous Revenue							
001-0600-4600	Miscellaneous Revenue	70,000.00	0.00	5,760.85	64,239.15	0.00	64,239.15	91.77
	R60 Sub Totals:	70,000.00	0.00	5,760.85	64,239.15	0.00	64,239.15	91.77
R62	Intergovernmental Tsfrs							
001-0600-4627	Xfer Designated Tax	1,130,000.00	94,166.66	376,665.98	753,334.02	0.00	753,334.02	66.67
	R62 Sub Totals:	1,130,000.00	94,166.66	376,665.98	753,334.02	0.00	753,334.02	66.67
R66	Sale of Equipment							
001-0600-4900	Sale of Fixed Assets	25,000.00	5,697.50	5,697.50	19,302.50	0.00	19,302.50	77.21
	R66 Sub Totals:	25,000.00	5,697.50	5,697.50	19,302.50	0.00	19,302.50	77.21
R70	Grant Revenue							
001-0600-4700	Grant - Police DUI/Step	26,700.00	0.00	9,738.70	16,961.30	0.00	16,961.30	63.53
001-0600-4702	Grant - Body Armor	2,000.00	0.00	0.00	2,000.00	0.00	2,000.00	100.00
001-0600-4704	Grant - JAG Equip	2,500.00	2,300.00	2,300.00	200.00	0.00	200.00	8.00
	R70 Sub Totals:	31,200.00	2,300.00	12,038.70	19,161.30	0.00	19,161.30	61.41
	Revenue Sub Totals:	1,256,980.00	102,231.30	400,431.59	856,548.41	0.00	856,548.41	68.14
E01	Personnel Expense							
001-0600-5000	Salary Expense	1,674,479.75	117,343.06	509,814.81	1,164,664.94	0.00	1,164,664.94	69.55
001-0600-5010	Overtime Expense	65,000.00	7,423.81	24,229.15	40,770.85	0.00	40,770.85	62.72
001-0600-5020	FICA Expense	133,070.20	9,453.46	40,640.59	92,429.61	0.00	92,429.61	69.46
001-0600-5022	Unemployment Expense	2,280.00	2,073.52	2,257.65	22.35	0.00	22.35	0.98
001-0600-5025	Worker's Comp Expense	36,341.00	0.00	16,760.96	19,580.04	0.00	19,580.04	53.88
001-0600-5030	APERS Expense	4,103.49	387.14	1,371.98	2,731.51	0.00	2,731.51	66.57
001-0600-5035	LOPFI Expense	387,207.32	29,260.67	126,028.50	261,178.82	0.00	261,178.82	67.45
001-0600-5036	LOPFI Prem Advance	-135,000.00	0.00	0.00	-135,000.00	0.00	-135,000.00	0.00
001-0600-5040	Health Insurance Expense	320,604.72	24,599.12	98,494.35	222,110.37	0.00	222,110.37	69.28
001-0600-5050	Physical & Drug Screen Exp	3,000.00	0.00	0.00	3,000.00	150.00	2,850.00	95.00
001-0600-5055	Uniform Expense	14,000.00	32.65	2,252.03	11,747.97	7,397.73	4,350.24	31.07
001-0600-5056	Uniform Expenses - PR Benefit	15,120.00	1,080.00	4,320.00	10,800.00	0.00	10,800.00	71.43
001-0600-5057	Uniform Expense - New Officer	15,000.00	0.00	2,454.00	12,546.00	1,032.08	11,513.92	76.76
001-0600-5060	Travel & Training Expense	27,500.00	6,137.85	16,046.54	11,453.46	612.26	10,841.20	39.42

Account Number	Description	Budget Amount	Period Amount	YTD Amount	YTD Var	Encumbered Amount	Available	% Available
001-0600-5061	Training Aids	3,000.00	53.67	208.90	2,791.10	21.90	2,769.20	92.31
001-0600-5065	First Aid Expense	500.00	0.00	0.00	500.00	0.00	500.00	100.00
001-0600-5705	Grant Expense - DUI/Step	26,700.00	1,017.76	8,224.21	18,475.79	0.00	18,475.79	69.20
	E01 Sub Totals:	2,592,906.48	198,862.71	853,103.67	1,739,802.81	9,213.97	1,730,588.84	66.74
E10	Building & Grounds Exp							
001-0600-5102	Repairs & Maint - Building	15,000.00	3,342.93	5,206.90	9,793.10	1,804.54	7,988.56	53.26
001-0600-5110	Utilities - Electric	13,992.00	1,062.71	4,138.03	9,853.97	0.00	9,853.97	70.43
001-0600-5111	Utilities - Gas	1,100.00	97.92	550.36	549.64	0.00	549.64	49.97
001-0600-5112	Utilities - Water	1,600.00	88.78	342.79	1,257.21	0.00	1,257.21	78.58
001-0600-5115	Communication Exp - Telephone	30,741.96	2,816.22	11,153.19	19,588.77	0.00	19,588.77	63.72
001-0600-5116	Communication Exp - Cellular	45,600.00	2,311.15	12,453.06	33,146.94	1,000.00	32,146.94	70.50
001-0600-5120	Insurance - Property	2,800.00	0.00	0.00	2,800.00	0.00	2,800.00	100.00
001-0600-5130	Sanitation	780.00	64.32	257.28	522.72	0.00	522.72	67.02
001-0600-5142	Janitorial Supplies and Main	5,000.00	345.61	1,620.10	3,379.90	237.06	3,142.84	62.86
	E10 Sub Totals:	116,613.96	10,129.64	35,721.71	80,892.25	3,041.60	77,850.65	66.76
E20	Vehicle Expense							
001-0600-5200	Fuel Expense	120,000.00	10,898.44	34,575.24	85,424.76	114.48	85,310.28	71.09
001-0600-5210	Service & Repair - Vehicle	47,000.00	1,689.79	12,643.36	34,356.64	9,677.11	24,679.53	52.51
001-0600-5212	Service & Repair - Equipment	1,500.00	144.49	144.49	1,355.51	0.00	1,355.51	90.37
001-0600-5213	Equipment Repairs	3,000.00	0.00	0.00	3,000.00	0.00	3,000.00	100.00
001-0600-5214	Service & Repair - Heavy Equip	750.00	0.00	0.00	750.00	0.00	750.00	100.00
001-0600-5218	Tire Expense	18,000.00	0.00	3,945.54	14,054.46	2,653.52	11,400.94	63.34
001-0600-5225	Insurance Expense - Vehicle	30,000.00	0.00	14,515.37	15,484.63	0.00	15,484.63	51.62
001-0600-5230	Radios	10,500.00	0.00	529.27	9,970.73	0.00	9,970.73	94.96
001-0600-5245	Narcotics Rental	500.00	0.00	0.00	500.00	0.00	500.00	100.00
	E20 Sub Totals:	231,250.00	12,732.72	66,353.27	164,896.73	12,445.11	152,451.62	65.93
E30	Supply Expense							
001-0600-5300	Supplies - Office	5,000.00	493.95	2,635.20	2,364.80	234.97	2,129.83	42.60
001-0600-5310	Supplies - Weapons	3,000.00	38.59	1,931.20	1,068.80	0.00	1,068.80	35.63
001-0600-5312	Supplies - Ammunition	19,600.00	0.00	0.00	19,600.00	0.00	19,600.00	100.00
001-0600-5314	Supplies - Raid Vests	10,000.00	0.00	0.00	10,000.00	10,005.00	-5.00	0.00
001-0600-5322	Supplies - Operating - CID	2,900.00	470.01	554.80	2,345.20	116.20	2,229.00	76.86
001-0600-5350	Postage Expense	800.00	98.37	107.01	692.99	0.00	692.99	86.62
001-0600-5380	Prisoner Care Expense	500.00	91.18	91.18	408.82	0.00	408.82	81.76
	E30 Sub Totals:	41,800.00	1,192.10	5,319.39	36,480.61	10,356.17	26,124.44	62.50
E40	Operations Expense							
001-0600-5480	Dues & Subscriptions	2,000.00	0.00	313.00	1,687.00	0.00	1,687.00	84.35
001-0600-5525	Comm Crime Prevention Outreach	5,900.00	1,079.43	2,547.88	3,352.12	0.00	3,352.12	56.82

Account Number	Description	Budget Amount	Period Amount	YTD Amount	YTD Var	Encumbered Amount	Available	% Available
001-0600-5530	Safety Program	2,000.00	0.00	0.00	2,000.00	0.00	2,000.00	100.00
001-0600-5531	Radios - Police	1,200.00	0.00	0.00	1,200.00	0.00	1,200.00	100.00
	E40 Sub Totals:	11,100.00	1,079.43	2,860.88	8,239.12	0.00	8,239.12	74.23
E55	Professional Services							
001-0600-5553	Prof Services - Advertising	1,000.00	0.00	0.00	1,000.00	0.00	1,000.00	100.00
001-0600-5586	Prof Services - Other	6,000.00	2,731.14	2,921.72	3,078.28	75.00	3,003.28	50.05
001-0600-5589	Prof Services - Printing	500.00	0.00	0.00	500.00	0.00	500.00	100.00
	E55 Sub Totals:	7,500.00	2,731.14	2,921.72	4,578.28	75.00	4,503.28	60.04
E60	Miscellaneous Expense							
001-0600-5604	Hardware - New & Renewals	19,800.00	0.00	20,714.23	-914.23	0.00	-914.23	0.00
001-0600-5606	IT Projects & Labor	7,440.00	0.00	0.00	7,440.00	0.00	7,440.00	100.00
001-0600-5608	Software - New & Renewals	41,900.00	3,961.35	39,319.84	2,580.16	0.00	2,580.16	6.16
001-0600-5616	Interpreter-Police	500.00	0.00	0.00	500.00	0.00	500.00	100.00
001-0600-5617	Misc/Equipment Police	800.00	325.62	750.62	49.38	0.00	49.38	6.17
	E60 Sub Totals:	70,440.00	4,286.97	60,784.69	9,655.31	0.00	9,655.31	13.71
E70	Grant Expense							
001-0600-5700	Grant Expense	4,500.00	0.00	0.00	4,500.00	3,191.00	1,309.00	29.09
	E70 Sub Totals:	4,500.00	0.00	0.00	4,500.00	3,191.00	1,309.00	29.09
E80	Fixed Assets							
001-0600-5808	Fixed Assets - Vehicles	0.00	0.00	0.00	0.00	137,301.16	-137,301.16	0.00
001-0600-5840	Principal Loan - Vehicles	330,000.00	27,242.81	108,634.60	221,365.40	0.00	221,365.40	67.08
	E80 Sub Totals:	330,000.00	27,242.81	108,634.60	221,365.40	137,301.16	84,064.24	25.47
E85	Interest Expense							
001-0600-5850	Interest Expense	13,500.00	1,234.02	5,272.72	8,227.28	0.00	8,227.28	60.94
	E85 Sub Totals:	13,500.00	1,234.02	5,272.72	8,227.28	0.00	8,227.28	60.94
	Expense Sub Totals:	3,419,610.44	259,491.54	1,140,972.65	2,278,637.79	175,624.01	2,103,013.78	61.50
	Dept 0600 Sub Totals:	2,162,630.44	157,260.24	740,541.06	1,422,089.38	175,624.01		
Dept 001-0610	Police - Dispatch							
R60	Miscellaneous Revenue							
001-0610-4650	Emerg Telephone Service Rev	75,000.00	0.00	26,074.66	48,925.34	0.00	48,925.34	65.23
	R60 Sub Totals:	75,000.00	0.00	26,074.66	48,925.34	0.00	48,925.34	65.23
	Revenue Sub Totals:	75,000.00	0.00	26,074.66	48,925.34	0.00	48,925.34	65.23

Account Number	Description	Budget Amount	Period Amount	YTD Amount	YTD Var	Encumbered Amount	Available	% Available
E01	Personnel Expense							
001-0610-5000	Salary Expense	297,215.81	20,120.20	86,700.20	210,515.61	0.00	210,515.61	70.83
001-0610-5010	Overtime Expense	40,000.00	6,079.15	24,621.64	15,378.36	0.00	15,378.36	38.45
001-0610-5020	FICA Expense	26,087.00	1,940.69	8,261.90	17,825.10	0.00	17,825.10	68.33
001-0610-5022	Unemployment Expense	720.00	510.73	601.10	118.90	0.00	118.90	16.51
001-0610-5025	Worker's Comp Expense	7,250.00	0.00	4,693.07	2,556.93	0.00	2,556.93	35.27
001-0610-5030	APERS Expense	46,459.45	3,793.45	16,034.32	30,425.13	0.00	30,425.13	65.49
001-0610-5040	Health Insurance Expense	70,002.84	5,406.84	21,216.28	48,786.56	0.00	48,786.56	69.69
	E01 Sub Totals:	487,735.10	37,851.06	162,128.51	325,606.59	0.00	325,606.59	66.76
E55	Professional Services							
001-0610-5565	Prof Services - Dispatch	1,950.00	0.00	0.00	1,950.00	0.00	1,950.00	100.00
	E55 Sub Totals:	1,950.00	0.00	0.00	1,950.00	0.00	1,950.00	100.00
E60	Miscellaneous Expense							
001-0610-5606	IT Projects & Labor	2,500.00	0.00	500.00	2,000.00	0.00	2,000.00	80.00
001-0610-5650	Emerg Telephone Service Exp	88,980.00	0.00	0.00	88,980.00	1,871.80	87,108.20	97.90
	E60 Sub Totals:	91,480.00	0.00	500.00	90,980.00	1,871.80	89,108.20	97.41
	Expense Sub Totals:	581,165.10	37,851.06	162,628.51	418,536.59	1,871.80	416,664.79	71.69
	Dept 0610 Sub Totals:	506,165.10	37,851.06	136,553.85	369,611.25	1,871.80		
Dept 001-0620	Police - SRO							
R64	Reimbursement							
001-0620-4640	Bryant School - SRO Reim	239,000.00	0.00	0.00	239,000.00	0.00	239,000.00	100.00
	R64 Sub Totals:	239,000.00	0.00	0.00	239,000.00	0.00	239,000.00	100.00
	Revenue Sub Totals:	239,000.00	0.00	0.00	239,000.00	0.00	239,000.00	100.00
E01	Personnel Expense							
001-0620-5000	Salary Expense	372,992.82	23,129.74	97,531.99	275,460.83	0.00	275,460.83	73.85
001-0620-5010	Overtime Expense	1,000.00	0.00	0.00	1,000.00	0.00	1,000.00	100.00
001-0620-5020	FICA Expense	28,292.19	1,680.58	7,114.29	21,177.90	0.00	21,177.90	74.85
001-0620-5022	Unemployment Expense	540.00	387.54	387.54	152.46	0.00	152.46	28.23
001-0620-5025	Worker's Comp Expense	5,100.00	0.00	3,128.71	1,971.29	0.00	1,971.29	38.65
001-0620-5035	LOPFI Expense	86,675.67	5,484.85	23,110.41	63,565.26	0.00	63,565.26	73.34
001-0620-5036	LOPFI Prem Advance	-22,000.00	0.00	0.00	-22,000.00	0.00	-22,000.00	0.00
001-0620-5040	Health Insurance Expense	71,198.64	5,865.02	22,540.05	48,658.59	0.00	48,658.59	68.34
001-0620-5050	Physical & Drug Screen Exp	500.00	0.00	0.00	500.00	0.00	500.00	100.00
001-0620-5056	Uniform Expenses	8,400.00	210.00	1,921.55	6,478.45	2,124.20	4,354.25	51.84
001-0620-5060	Travel & Training Expense	12,000.00	0.00	8,340.68	3,659.32	0.00	3,659.32	30.49

Account Number	Description	Budget Amount	Period Amount	YTD Amount	YTD Var	Encumbered Amount	Available	% Available
	E01 Sub Totals:	564,699.32	36,757.73	164,075.22	400,624.10	2,124.20	398,499.90	70.57
E10	Building & Grounds Exp							
001-0620-5116	Communication Exp - Cellular	9,600.00	640.43	2,561.48	7,038.52	0.00	7,038.52	73.32
	E10 Sub Totals:	9,600.00	640.43	2,561.48	7,038.52	0.00	7,038.52	73.32
E60	Miscellaneous Expense							
001-0620-5608	Software - New & Renewals	2,500.00	0.00	0.00	2,500.00	0.00	2,500.00	100.00
	E60 Sub Totals:	2,500.00	0.00	0.00	2,500.00	0.00	2,500.00	100.00
	Expense Sub Totals:	576,799.32	37,398.16	166,636.70	410,162.62	2,124.20	408,038.42	70.74
	Dept 0620 Sub Totals:	337,799.32	37,398.16	166,636.70	171,162.62	2,124.20		
Dept 001-0630	Police - K9							
E30	Supply Expense							
001-0630-5306	Supplies - Food Allowance	1,800.00	0.00	217.13	1,582.87	0.00	1,582.87	87.94
	E30 Sub Totals:	1,800.00	0.00	217.13	1,582.87	0.00	1,582.87	87.94
E40	Operations Expense							
001-0630-5500	K9 Training	5,500.00	534.08	814.88	4,685.12	0.00	4,685.12	85.18
	E40 Sub Totals:	5,500.00	534.08	814.88	4,685.12	0.00	4,685.12	85.18
E55	Professional Services							
001-0630-5592	Prof Services - Veterinarian	2,500.00	0.00	154.75	2,345.25	303.40	2,041.85	81.67
	E55 Sub Totals:	2,500.00	0.00	154.75	2,345.25	303.40	2,041.85	81.67
	Expense Sub Totals:	9,800.00	534.08	1,186.76	8,613.24	303.40	8,309.84	84.79
	Dept 0630 Sub Totals:	9,800.00	534.08	1,186.76	8,613.24	303.40		
Dept 001-0700	Code Enforcement							
R10	Taxes - Sales							
001-0700-4656	Alcohol Sales Tax Collected	40,000.00	4,247.21	14,513.15	25,486.85	0.00	25,486.85	63.72
	R10 Sub Totals:	40,000.00	4,247.21	14,513.15	25,486.85	0.00	25,486.85	63.72
R20	Licenses Permits & Fees							
001-0700-4200	Act 474 Commercial Surcharge	3,500.00	870.07	4,337.44	-837.44	0.00	-837.44	0.00
001-0700-4204	Amusement Game Fees	120.00	0.00	0.00	120.00	0.00	120.00	100.00
001-0700-4208	Business License	90,250.00	6,117.55	36,663.45	53,586.55	0.00	53,586.55	59.38
001-0700-4210	Commercial Remodel Permits	2,500.00	35.00	869.72	1,630.28	0.00	1,630.28	65.21
001-0700-4212	Drainage Fees	3,000.00	325.00	4,527.78	-1,527.78	0.00	-1,527.78	0.00

Account Number	Description	Budget Amount	Period Amount	YTD Amount	YTD Var	Encumbered Amount	Available	% Available
001-0700-4214	Electrical Permits	60,000.00	3,816.50	35,104.43	24,895.57	0.00	24,895.57	41.49
001-0700-4216	Electrical Reinspection	1,000.00	0.00	120.00	880.00	0.00	880.00	88.00
001-0700-4218	Fence Permits	300.00	100.00	275.00	25.00	0.00	25.00	8.33
001-0700-4220	HVACR Permits	35,000.00	1,792.71	20,039.78	14,960.22	0.00	14,960.22	42.74
001-0700-4226	Mobile Home Permits	2,000.00	50.00	315.00	1,685.00	0.00	1,685.00	84.25
001-0700-4228	New Commercial Permits	40,000.00	3,196.06	24,949.36	15,050.64	0.00	15,050.64	37.63
001-0700-4230	Permits - Other	2,500.00	0.00	1,171.72	1,328.28	0.00	1,328.28	53.13
001-0700-4232	Plumbing/Gas Inspections	35,000.00	1,809.53	17,961.19	17,038.81	0.00	17,038.81	48.68
001-0700-4234	Re-Inspection Fees	1,000.00	300.00	1,050.00	-50.00	0.00	-50.00	0.00
001-0700-4236	Residential Building Permits	30,000.00	1,175.30	10,069.01	19,930.99	0.00	19,930.99	66.44
001-0700-4238	Residential Remodel Permits	1,000.00	364.35	653.87	346.13	0.00	346.13	34.61
001-0700-4240	Sanitation License	175.00	0.00	0.00	175.00	0.00	175.00	100.00
001-0700-4242	Sign Permits	7,000.00	0.00	6,210.00	790.00	0.00	790.00	11.29
001-0700-4244	Solicitation Permits	500.00	0.00	60.00	440.00	0.00	440.00	88.00
001-0700-4248	Storage Building Permits	800.00	78.00	238.00	562.00	0.00	562.00	70.25
001-0700-4252	Swimming Pool Permits	900.00	60.00	120.00	780.00	0.00	780.00	86.67
001-0700-4258	Alcohol Permits - Revenue	28,000.00	0.00	0.00	28,000.00	0.00	28,000.00	100.00
	R20 Sub Totals:	344,545.00	20,090.07	164,735.75	179,809.25	0.00	179,809.25	52.19
R60	Miscellaneous Revenue							
001-0700-4602	A&P Admin Fees	24,000.00	2,666.05	10,152.32	13,847.68	0.00	13,847.68	57.70
	R60 Sub Totals:	24,000.00	2,666.05	10,152.32	13,847.68	0.00	13,847.68	57.70
R64	Reimbursement							
001-0700-4560	Vacant Home Cleanup - Revenue	500.00	0.00	0.00	500.00	0.00	500.00	100.00
	R64 Sub Totals:	500.00	0.00	0.00	500.00	0.00	500.00	100.00
	Revenue Sub Totals:	409,045.00	27,003.33	189,401.22	219,643.78	0.00	219,643.78	53.70
E01	Personnel Expense							
001-0700-5000	Salary Expense	223,591.62	16,259.38	62,362.01	161,229.61	0.00	161,229.61	72.11
001-0700-5010	Overtime Expense	2,000.00	66.11	347.26	1,652.74	0.00	1,652.74	82.64
001-0700-5020	FICA Expense	17,257.75	1,229.31	4,721.43	12,536.32	0.00	12,536.32	72.64
001-0700-5022	Unemployment Expense	300.00	239.14	259.31	40.69	0.00	40.69	13.56
001-0700-5025	Worker's Comp Expense	2,750.00	0.00	2,458.27	291.73	0.00	291.73	10.61
001-0700-5030	APERS Expense	34,563.63	2,501.06	9,607.07	24,956.56	0.00	24,956.56	72.20
001-0700-5040	Health Insurance Expense	45,149.76	3,335.74	13,342.96	31,806.80	0.00	31,806.80	70.45
001-0700-5050	Physical & Drug Screen Exp	150.00	0.00	0.00	150.00	0.00	150.00	100.00
001-0700-5055	Uniform Expense	1,500.00	35.19	182.85	1,317.15	0.00	1,317.15	87.81
001-0700-5060	Travel & Training Expense	5,000.00	856.00	856.00	4,144.00	0.00	4,144.00	82.88
	E01 Sub Totals:	332,262.76	24,521.93	94,137.16	238,125.60	0.00	238,125.60	71.67

Account Number	Description	Budget Amount	Period Amount	YTD Amount	YTD Var	Encumbered Amount	Available	% Available
E10	Building & Grounds Exp							
001-0700-5102	Repairs & Maint - Building	100.00	3.09	12.36	87.64	15.13	72.51	72.51
001-0700-5110	Utilities - Electric	1,140.00	67.92	265.46	874.54	0.00	874.54	76.71
001-0700-5111	Utilities - Gas	60.00	6.75	37.96	22.04	0.00	22.04	36.73
001-0700-5112	Utilities - Water	120.00	6.13	23.65	96.35	0.00	96.35	80.29
001-0700-5115	Communication Exp - Telephone	2,100.00	173.03	692.08	1,407.92	0.00	1,407.92	67.04
001-0700-5116	Communication Exp - Cellular	2,460.00	350.96	1,695.41	764.59	0.00	764.59	31.08
	E10 Sub Totals:	5,980.00	607.88	2,726.92	3,253.08	15.13	3,237.95	54.15
E20	Vehicle Expense							
001-0700-5200	Fuel Expense	5,000.00	616.74	1,974.63	3,025.37	0.00	3,025.37	60.51
001-0700-5210	Service & Repair - Vehicle	3,000.00	839.45	2,773.17	226.83	0.00	226.83	7.56
001-0700-5225	Insurance Expense - Vehicle	500.00	0.00	1,365.06	-865.06	0.00	-865.06	0.00
	E20 Sub Totals:	8,500.00	1,456.19	6,112.86	2,387.14	0.00	2,387.14	28.08
E30	Supply Expense							
001-0700-5300	Supplies - Office	800.00	42.08	556.03	243.97	62.19	181.78	22.72
001-0700-5350	Postage Expense	100.00	0.00	0.00	100.00	0.00	100.00	100.00
	E30 Sub Totals:	900.00	42.08	556.03	343.97	62.19	281.78	31.31
E40	Operations Expense							
001-0700-5405	Act 474 Surcharge	4,000.00	2,248.10	4,294.58	-294.58	0.00	-294.58	0.00
001-0700-5475	Credit Card Fees	2,500.00	642.85	2,330.67	169.33	0.00	169.33	6.77
001-0700-5480	Dues & Subscriptions	500.00	20.00	280.00	220.00	25.00	195.00	39.00
	E40 Sub Totals:	7,000.00	2,910.95	6,905.25	94.75	25.00	69.75	1.00
E55	Professional Services							
001-0700-5560	Vacant Home Cleanup	5,000.00	0.00	0.00	5,000.00	0.00	5,000.00	100.00
001-0700-5568	Prof Services - Elec Insp	15,000.00	1,740.00	5,890.00	9,110.00	0.00	9,110.00	60.73
001-0700-5589	Prof Services - Printing	300.00	0.00	54.75	245.25	0.00	245.25	81.75
	E55 Sub Totals:	20,300.00	1,740.00	5,944.75	14,355.25	0.00	14,355.25	70.72
E60	Miscellaneous Expense							
001-0700-5604	Hardware - New & Renewals	6,500.00	0.00	0.00	6,500.00	0.00	6,500.00	100.00
001-0700-5606	IT Projects & Labor	1,000.00	0.00	0.00	1,000.00	0.00	1,000.00	100.00
001-0700-5608	Software - New & Renewals	1,500.00	0.00	0.00	1,500.00	0.00	1,500.00	100.00
	E60 Sub Totals:	9,000.00	0.00	0.00	9,000.00	0.00	9,000.00	100.00
	Expense Sub Totals:	383,942.76	31,279.03	116,382.97	267,559.79	102.32	267,457.47	69.66
	Dept 0700 Sub Totals:	-25,102.24	4,275.70	-73,018.25	47,916.01	102.32		

Account Number	Description	Budget Amount	Period Amount	YTD Amount	YTD Var	Encumbered Amount	Available	% Available
	Fund Revenue Sub Totals:	13,691,050.00	1,127,595.07	4,484,169.98	9,206,880.02	56.00	9,206,824.02	67.25
	Fund Expense Sub Totals:	14,079,149.15	1,072,176.37	4,577,572.80	9,501,576.35	495,489.31	9,006,087.04	63.97
	Fund 001 Sub Totals:	388,099.15	-55,418.70	93,402.82	294,696.33	495,545.31		
Fund 002	Sales Tax Fund							
Dept 002-0100	Administration							
R10	Taxes - Sales							
002-0100-4105	One Cent Sales Tax	4,520,000.00	342,536.07	1,518,977.93	3,001,022.07	0.00	3,001,022.07	66.39
	R10 Sub Totals:	4,520,000.00	342,536.07	1,518,977.93	3,001,022.07	0.00	3,001,022.07	66.39
R85	Interest Revenue							
002-0100-4850	Interest Revenue	250.00	70.38	262.87	-12.87	0.00	-12.87	0.00
	R85 Sub Totals:	250.00	70.38	262.87	-12.87	0.00	-12.87	0.00
	Revenue Sub Totals:	4,520,250.00	342,606.45	1,519,240.80	3,001,009.20	0.00	3,001,009.20	66.39
E62	Intergovernmental Tsfr							
002-0100-5620	Xfer to General	4,520,000.00	376,666.66	1,506,666.64	3,013,333.36	0.00	3,013,333.36	66.67
	E62 Sub Totals:	4,520,000.00	376,666.66	1,506,666.64	3,013,333.36	0.00	3,013,333.36	66.67
	Expense Sub Totals:	4,520,000.00	376,666.66	1,506,666.64	3,013,333.36	0.00	3,013,333.36	66.67
	Dept 0100 Sub Totals:	-250.00	34,060.21	-12,574.16	12,324.16	0.00		
	Fund Revenue Sub Totals:	4,520,250.00	342,606.45	1,519,240.80	3,001,009.20	0.00	3,001,009.20	66.39
	Fund Expense Sub Totals:	4,520,000.00	376,666.66	1,506,666.64	3,013,333.36	0.00	3,013,333.36	66.67
	Fund 002 Sub Totals:	-250.00	34,060.21	-12,574.16	12,324.16	0.00		
Fund 003	Franchise Fees Fund							
Dept 003-0100	Administration							
R50	Sale of Services							
003-0100-4502	AT&T / SW Bell Franchise Fee	150,000.00	0.00	23,994.46	126,005.54	0.00	126,005.54	84.00
003-0100-4506	Centerpoint Energy Franchise Fee	200,000.00	26,546.50	120,620.09	79,379.91	0.00	79,379.91	39.69
003-0100-4508	Fidelity Franchise Fee	15,000.00	0.00	17,055.48	-2,055.48	0.00	-2,055.48	0.00
003-0100-4510	Comcast Cable Franchise Fee	75,000.00	0.00	18,542.13	56,457.87	0.00	56,457.87	75.28
003-0100-4526	Entergy Franchise Fee	600,000.00	41,948.32	125,862.58	474,137.42	0.00	474,137.42	79.02
003-0100-4528	First Electric Franchise Fee	275,000.00	27,674.11	102,722.14	172,277.86	0.00	172,277.86	62.65
003-0100-4564	Windstream Franchise Fee	15,000.00	5,016.98	10,222.19	4,777.81	0.00	4,777.81	31.85

Account Number	Description	Budget Amount	Period Amount	YTD Amount	YTD Var	Encumbered Amount	Available	% Available
	R50 Sub Totals:	1,330,000.00	101,185.91	419,019.07	910,980.93	0.00	910,980.93	68.49
R85	Interest Revenue							
003-0100-4850	Interest Revenue	300.00	65.63	131.32	168.68	0.00	168.68	56.23
	R85 Sub Totals:	300.00	65.63	131.32	168.68	0.00	168.68	56.23
	Revenue Sub Totals:	1,330,300.00	101,251.54	419,150.39	911,149.61	0.00	911,149.61	68.49
E62	Intergovernmental Tsfr							
003-0100-5620	Xfer to General	175,000.00	14,583.33	58,333.32	116,666.68	0.00	116,666.68	66.67
	E62 Sub Totals:	175,000.00	14,583.33	58,333.32	116,666.68	0.00	116,666.68	66.67
	Expense Sub Totals:	175,000.00	14,583.33	58,333.32	116,666.68	0.00	116,666.68	66.67
	Dept 0100 Sub Totals:	-1,155,300.00	-86,668.21	-360,817.07	-794,482.93	0.00		
Dept 003-0800	Street							
E62	Intergovernmental Tsfr							
003-0800-5622	Xfer to Fund 185	649,000.20	53,824.49	215,300.80	433,699.40	0.00	433,699.40	66.83
	E62 Sub Totals:	649,000.20	53,824.49	215,300.80	433,699.40	0.00	433,699.40	66.83
	Expense Sub Totals:	649,000.20	53,824.49	215,300.80	433,699.40	0.00	433,699.40	66.83
	Dept 0800 Sub Totals:	649,000.20	53,824.49	215,300.80	433,699.40	0.00		
	Fund Revenue Sub Totals:	1,330,300.00	101,251.54	419,150.39	911,149.61	0.00	911,149.61	68.49
	Fund Expense Sub Totals:	824,000.20	68,407.82	273,634.12	550,366.08	0.00	550,366.08	66.79
	Fund 003 Sub Totals:	-506,299.80	-32,843.72	-145,516.27	-360,783.53	0.00		
Fund 005	Designated Tax Fund							
Dept 005-0100	Administration							
R85	Interest Revenue							
005-0100-4850	Interest Revenue	700.00	48.20	179.06	520.94	0.00	520.94	74.42
	R85 Sub Totals:	700.00	48.20	179.06	520.94	0.00	520.94	74.42
	Revenue Sub Totals:	700.00	48.20	179.06	520.94	0.00	520.94	74.42
	Dept 0100 Sub Totals:	-700.00	-48.20	-179.06	-520.94	0.00		
Dept 005-0200	Animal Control							

Account Number	Description	Budget Amount	Period Amount	YTD Amount	YTD Var	Encumbered Amount	Available	% Available
R10	Taxes - Sales							
005-0200-4100	Designated Tax - AC	452,000.00	34,253.61	151,897.80	300,102.20	0.00	300,102.20	66.39
	R10 Sub Totals:	452,000.00	34,253.61	151,897.80	300,102.20	0.00	300,102.20	66.39
	Revenue Sub Totals:	452,000.00	34,253.61	151,897.80	300,102.20	0.00	300,102.20	66.39
E62	Intergovernmental Tsfr							
005-0200-5620	Xfer to General - AC	452,000.00	37,666.66	150,665.98	301,334.02	0.00	301,334.02	66.67
	E62 Sub Totals:	452,000.00	37,666.66	150,665.98	301,334.02	0.00	301,334.02	66.67
	Expense Sub Totals:	452,000.00	37,666.66	150,665.98	301,334.02	0.00	301,334.02	66.67
	Dept 0200 Sub Totals:	0.00	3,413.05	-1,231.82	1,231.82	0.00		
Dept 005-0400	Parks							
R10	Taxes - Sales							
005-0400-4100	Designated Tax - Park	452,000.00	34,253.61	151,897.80	300,102.20	0.00	300,102.20	66.39
	R10 Sub Totals:	452,000.00	34,253.61	151,897.80	300,102.20	0.00	300,102.20	66.39
	Revenue Sub Totals:	452,000.00	34,253.61	151,897.80	300,102.20	0.00	300,102.20	66.39
E62	Intergovernmental Tsfr							
005-0400-5620	Xfer to General - Park	452,000.00	37,666.66	150,665.98	301,334.02	0.00	301,334.02	66.67
	E62 Sub Totals:	452,000.00	37,666.66	150,665.98	301,334.02	0.00	301,334.02	66.67
	Expense Sub Totals:	452,000.00	37,666.66	150,665.98	301,334.02	0.00	301,334.02	66.67
	Dept 0400 Sub Totals:	0.00	3,413.05	-1,231.82	1,231.82	0.00		
Dept 005-0500	Fire							
R10	Taxes - Sales							
005-0500-4100	Designated Tax - Fire	1,130,000.00	85,634.02	379,744.49	750,255.51	0.00	750,255.51	66.39
	R10 Sub Totals:	1,130,000.00	85,634.02	379,744.49	750,255.51	0.00	750,255.51	66.39
	Revenue Sub Totals:	1,130,000.00	85,634.02	379,744.49	750,255.51	0.00	750,255.51	66.39
E62	Intergovernmental Tsfr							
005-0500-5620	Xfer to General - Fire	1,130,000.00	94,166.66	376,665.98	753,334.02	0.00	753,334.02	66.67
	E62 Sub Totals:	1,130,000.00	94,166.66	376,665.98	753,334.02	0.00	753,334.02	66.67

Account Number	Description	Budget Amount	Period Amount	YTD Amount	YTD Var	Encumbered Amount	Available	% Available
	Expense Sub Totals:	1,130,000.00	94,166.66	376,665.98	753,334.02	0.00	753,334.02	66.67
	Dept 0500 Sub Totals:	0.00	8,532.64	-3,078.51	3,078.51	0.00		
Dept 005-0600	Police							
R10	Taxes - Sales							
005-0600-4100	Designated Tax - Police	1,130,000.00	85,634.02	379,744.49	750,255.51	0.00	750,255.51	66.39
	R10 Sub Totals:	1,130,000.00	85,634.02	379,744.49	750,255.51	0.00	750,255.51	66.39
	Revenue Sub Totals:	1,130,000.00	85,634.02	379,744.49	750,255.51	0.00	750,255.51	66.39
E62	Intergovernmental Tsfr							
005-0600-5620	Xfer to General - Police	1,130,000.00	94,166.66	376,665.98	753,334.02	0.00	753,334.02	66.67
	E62 Sub Totals:	1,130,000.00	94,166.66	376,665.98	753,334.02	0.00	753,334.02	66.67
	Expense Sub Totals:	1,130,000.00	94,166.66	376,665.98	753,334.02	0.00	753,334.02	66.67
	Dept 0600 Sub Totals:	0.00	8,532.64	-3,078.51	3,078.51	0.00		
Dept 005-0800	Street							
R10	Taxes - Sales							
005-0800-4100	Designated Tax - Street	1,356,000.00	102,760.81	455,693.35	900,306.65	0.00	900,306.65	66.39
	R10 Sub Totals:	1,356,000.00	102,760.81	455,693.35	900,306.65	0.00	900,306.65	66.39
	Revenue Sub Totals:	1,356,000.00	102,760.81	455,693.35	900,306.65	0.00	900,306.65	66.39
E62	Intergovernmental Tsfr							
005-0800-5622	Xfer to Street	1,356,000.00	113,000.00	452,000.00	904,000.00	0.00	904,000.00	66.67
	E62 Sub Totals:	1,356,000.00	113,000.00	452,000.00	904,000.00	0.00	904,000.00	66.67
	Expense Sub Totals:	1,356,000.00	113,000.00	452,000.00	904,000.00	0.00	904,000.00	66.67
	Dept 0800 Sub Totals:	0.00	10,239.19	-3,693.35	3,693.35	0.00		
	Fund Revenue Sub Totals:	4,520,700.00	342,584.27	1,519,156.99	3,001,543.01	0.00	3,001,543.01	66.40
	Fund Expense Sub Totals:	4,520,000.00	376,666.64	1,506,663.92	3,013,336.08	0.00	3,013,336.08	66.67
	Fund 005 Sub Totals:	-700.00	34,082.37	-12,493.07	11,793.07	0.00		
Fund 010	Electronic Tax							
Dept 010-0000								

Account Number	Description	Budget Amount	Period Amount	YTD Amount	YTD Var	Encumbered Amount	Available	% Available
E01	Personnel Expense							
010-0000-5058	Taxable Clothing Expense	0.00	0.00	0.00	0.00	0.00	0.00	0.00
	E01 Sub Totals:	0.00	0.00	0.00	0.00	0.00	0.00	0.00
	Expense Sub Totals:	0.00	0.00	0.00	0.00	0.00	0.00	0.00
	Dept 0000 Sub Totals:	0.00	0.00	0.00	0.00	0.00		
	Fund Revenue Sub Totals:	0.00	0.00	0.00	0.00	0.00	0.00	0.00
	Fund Expense Sub Totals:	0.00	0.00	0.00	0.00	0.00	0.00	0.00
	Fund 010 Sub Totals:	0.00	0.00	0.00	0.00	0.00		
Fund 020	Animal Control Donation							
Dept 020-0200	Animal Control							
R68	Donation Revenue							
020-0200-4680	Donation Revenue Ord 2011-24	2,500.00	0.00	0.00	2,500.00	0.00	2,500.00	100.00
020-0200-4682	Donation Dog Park -Ord 2011-24	1,000.00	4,136.32	4,136.32	-3,136.32	0.00	-3,136.32	0.00
	R68 Sub Totals:	3,500.00	4,136.32	4,136.32	-636.32	0.00	-636.32	0.00
R85	Interest Revenue							
020-0200-4850	Interest Revenue	5.00	1.02	3.75	1.25	0.00	1.25	25.00
	R85 Sub Totals:	5.00	1.02	3.75	1.25	0.00	1.25	25.00
	Revenue Sub Totals:	3,505.00	4,137.34	4,140.07	-635.07	0.00	-635.07	0.00
E68	Donation Expense							
020-0200-5580	AC Donation Expense	3,505.00	0.00	0.00	3,505.00	0.00	3,505.00	100.00
	E68 Sub Totals:	3,505.00	0.00	0.00	3,505.00	0.00	3,505.00	100.00
	Expense Sub Totals:	3,505.00	0.00	0.00	3,505.00	0.00	3,505.00	100.00
	Dept 0200 Sub Totals:	0.00	-4,137.34	-4,140.07	4,140.07	0.00		
	Fund Revenue Sub Totals:	3,505.00	4,137.34	4,140.07	-635.07	0.00	-635.07	0.00
	Fund Expense Sub Totals:	3,505.00	0.00	0.00	3,505.00	0.00	3,505.00	100.00
	Fund 020 Sub Totals:	0.00	-4,137.34	-4,140.07	4,140.07	0.00		

Account Number	Description	Budget Amount	Period Amount	YTD Amount	YTD Var	Encumbered Amount	Available	% Available
Fund 030	Act 1256 of 1995 Court							
Dept 030-0300	Court							
R40	Fines & Forfeitures							
030-0300-4404	Act 1256 Civil Division	71,250.00	7,280.00	23,530.00	47,720.00	0.00	47,720.00	66.98
030-0300-4406	Act 1256 District Court Rev	360,000.00	29,775.75	101,115.90	258,884.10	0.00	258,884.10	71.91
	R40 Sub Totals:	431,250.00	37,055.75	124,645.90	306,604.10	0.00	306,604.10	71.10
	Revenue Sub Totals:	431,250.00	37,055.75	124,645.90	306,604.10	0.00	306,604.10	71.10
E01	Personnel Expense							
030-0300-5072	Act 1256 Judge Retirement	5,200.00	394.84	1,579.36	3,620.64	0.00	3,620.64	69.63
	E01 Sub Totals:	5,200.00	394.84	1,579.36	3,620.64	0.00	3,620.64	69.63
E40	Operations Expense							
030-0300-5400	Act 316 of 1991 Expense	250.00	18.12	72.48	177.52	0.00	177.52	71.01
030-0300-5415	Act 918 of 1983 Expense	17,500.00	1,342.64	5,370.56	12,129.44	0.00	12,129.44	69.31
030-0300-5425	Act 1256 Co Admin of Justice	140,500.00	10,741.60	42,966.40	97,533.60	0.00	97,533.60	69.42
030-0300-5430	Act 1256 Court Costs	15,250.00	1,181.04	4,724.16	10,525.84	0.00	10,525.84	69.02
030-0300-5435	Act 1256 City Attorney	28,500.00	2,190.68	8,762.72	19,737.28	0.00	19,737.28	69.25
030-0300-5440	Act 1256 DFA (State)	197,250.00	19,153.09	53,035.26	144,214.74	0.00	144,214.74	73.11
030-0300-5445	Act 1256 Ordinance 89-15	26,000.00	1,966.60	7,866.40	18,133.60	0.00	18,133.60	69.74
030-0300-5495	Act 1256 Intoximeter Expense	900.00	67.14	268.56	631.44	0.00	631.44	70.16
	E40 Sub Totals:	426,150.00	36,660.91	123,066.54	303,083.46	0.00	303,083.46	71.12
	Expense Sub Totals:	431,350.00	37,055.75	124,645.90	306,704.10	0.00	306,704.10	71.10
	Dept 0300 Sub Totals:	100.00	0.00	0.00	100.00	0.00		
	Fund Revenue Sub Totals:	431,250.00	37,055.75	124,645.90	306,604.10	0.00	306,604.10	71.10
	Fund Expense Sub Totals:	431,350.00	37,055.75	124,645.90	306,704.10	0.00	306,704.10	71.10
	Fund 030 Sub Totals:	100.00	0.00	0.00	100.00	0.00		
Fund 031	Act 1809 of 2001 Court Auto							
Dept 031-0300	Court							
R40	Fines & Forfeitures							
031-0300-4408	Act 1809 of 2001 Revenue	29,426.00	5,237.50	14,673.50	14,752.50	0.00	14,752.50	50.13
	R40 Sub Totals:	29,426.00	5,237.50	14,673.50	14,752.50	0.00	14,752.50	50.13
R85	Interest Revenue							
031-0300-4850	Interest Revenue	20.00	3.68	13.74	6.26	0.00	6.26	31.30

Account Number	Description	Budget Amount	Period Amount	YTD Amount	YTD Var	Encumbered Amount	Available	% Available
	R85 Sub Totals:	20.00	3.68	13.74	6.26	0.00	6.26	31.30
	Revenue Sub Totals:	29,446.00	5,241.18	14,687.24	14,758.76	0.00	14,758.76	50.12
E60	Miscellaneous Expense							
031-0300-5600	Miscellaneous Expense	0.00	0.00	47.29	-47.29	0.00	-47.29	0.00
031-0300-5608	Software - New & Renewals	61,676.00	2,013.88	12,212.83	49,463.17	0.00	49,463.17	80.20
	E60 Sub Totals:	61,676.00	2,013.88	12,260.12	49,415.88	0.00	49,415.88	80.12
	Expense Sub Totals:	61,676.00	2,013.88	12,260.12	49,415.88	0.00	49,415.88	80.12
	Dept 0300 Sub Totals:	32,230.00	-3,227.30	-2,427.12	34,657.12	0.00		
	Fund Revenue Sub Totals:	29,446.00	5,241.18	14,687.24	14,758.76	0.00	14,758.76	50.12
	Fund Expense Sub Totals:	61,676.00	2,013.88	12,260.12	49,415.88	0.00	49,415.88	80.12
	Fund 031 Sub Totals:	32,230.00	-3,227.30	-2,427.12	34,657.12	0.00		
Fund 045	Park 1/8 SalesTax O & M							
Dept 045-0400	Parks							
R10	Taxes - Sales							
045-0400-4110	Park 1/8 Sales Tax	556,500.00	52,817.01	189,872.25	366,627.75	0.00	366,627.75	65.88
	R10 Sub Totals:	556,500.00	52,817.01	189,872.25	366,627.75	0.00	366,627.75	65.88
R85	Interest Revenue							
045-0400-4850	Interest Revenue	30.00	5.36	19.99	10.01	0.00	10.01	33.37
	R85 Sub Totals:	30.00	5.36	19.99	10.01	0.00	10.01	33.37
	Revenue Sub Totals:	556,530.00	52,822.37	189,892.24	366,637.76	0.00	366,637.76	65.88
E62	Intergovernmental Tsfr							
045-0400-5620	Xfer to General	556,500.00	46,375.00	185,500.00	371,000.00	0.00	371,000.00	66.67
	E62 Sub Totals:	556,500.00	46,375.00	185,500.00	371,000.00	0.00	371,000.00	66.67
	Expense Sub Totals:	556,500.00	46,375.00	185,500.00	371,000.00	0.00	371,000.00	66.67
	Dept 0400 Sub Totals:	-30.00	-6,447.37	-4,392.24	4,362.24	0.00		
	Fund Revenue Sub Totals:	556,530.00	52,822.37	189,892.24	366,637.76	0.00	366,637.76	65.88

Account Number	Description	Budget Amount	Period Amount	YTD Amount	YTD Var	Encumbered Amount	Available	% Available
	Fund Expense Sub Totals:	556,500.00	46,375.00	185,500.00	371,000.00	0.00	371,000.00	66.67
	Fund 045 Sub Totals:	-30.00	-6,447.37	-4,392.24	4,362.24	0.00		
Fund 050	Fire Donation							
Dept 050-0500	Fire							
R68	Donation Revenue							
050-0500-4680	Donation Revenue	1,000.00	0.00	1,040.00	-40.00	0.00	-40.00	0.00
	R68 Sub Totals:	1,000.00	0.00	1,040.00	-40.00	0.00	-40.00	0.00
R85	Interest Revenue							
050-0500-4850	Interest Revenue	0.00	0.11	0.47	-0.47	0.00	-0.47	0.00
	R85 Sub Totals:	0.00	0.11	0.47	-0.47	0.00	-0.47	0.00
	Revenue Sub Totals:	1,000.00	0.11	1,040.47	-40.47	0.00	-40.47	0.00
E68	Donation Expense							
050-0500-5580	Donations Expense Fire	1,000.00	0.00	1,042.29	-42.29	0.00	-42.29	0.00
	E68 Sub Totals:	1,000.00	0.00	1,042.29	-42.29	0.00	-42.29	0.00
	Expense Sub Totals:	1,000.00	0.00	1,042.29	-42.29	0.00	-42.29	0.00
	Dept 0500 Sub Totals:	0.00	-0.11	1.82	-1.82	0.00		
	Fund Revenue Sub Totals:	1,000.00	0.11	1,040.47	-40.47	0.00	-40.47	0.00
	Fund Expense Sub Totals:	1,000.00	0.00	1,042.29	-42.29	0.00	-42.29	0.00
	Fund 050 Sub Totals:	0.00	-0.11	1.82	-1.82	0.00		
Fund 051	Act 833 of 1991 Fire							
Dept 051-0500	Fire							
R15	Taxes - Property							
051-0500-4150	State Turnback	15,000.00	0.00	0.00	15,000.00	0.00	15,000.00	100.00
	R15 Sub Totals:	15,000.00	0.00	0.00	15,000.00	0.00	15,000.00	100.00
R85	Interest Revenue							
051-0500-4850	Interest Revenue	15.00	2.02	7.68	7.32	0.00	7.32	48.80
	R85 Sub Totals:	15.00	2.02	7.68	7.32	0.00	7.32	48.80

Account Number	Description	Budget Amount	Period Amount	YTD Amount	YTD Var	Encumbered Amount	Available	% Available
	Revenue Sub Totals:	15,015.00	2.02	7.68	15,007.32	0.00	15,007.32	99.95
E40	Operations Expense							
051-0500-5410	Act 833 Expense	15,000.00	799.35	799.35	14,200.65	5,195.78	9,004.87	60.03
	E40 Sub Totals:	15,000.00	799.35	799.35	14,200.65	5,195.78	9,004.87	60.03
	Expense Sub Totals:	15,000.00	799.35	799.35	14,200.65	5,195.78	9,004.87	60.03
	Dept 0500 Sub Totals:	-15.00	797.33	791.67	-806.67	5,195.78		
	Fund Revenue Sub Totals:	15,015.00	2.02	7.68	15,007.32	0.00	15,007.32	99.95
	Fund Expense Sub Totals:	15,000.00	799.35	799.35	14,200.65	5,195.78	9,004.87	60.03
	Fund 051 Sub Totals:	-15.00	797.33	791.67	-806.67	5,195.78		
Fund 055	Fire 3/8 SalesTax							
Dept 055-0500	Fire							
R10	Taxes - Sales							
055-0500-4120	Fire 3/8 Sales Tax	1,669,500.00	128,451.02	569,616.69	1,099,883.31	0.00	1,099,883.31	65.88
	R10 Sub Totals:	1,669,500.00	128,451.02	569,616.69	1,099,883.31	0.00	1,099,883.31	65.88
R85	Interest Revenue							
055-0500-4850	Interest Revenue	100.00	4.28	15.05	84.95	0.00	84.95	84.95
	R85 Sub Totals:	100.00	4.28	15.05	84.95	0.00	84.95	84.95
	Revenue Sub Totals:	1,669,600.00	128,455.30	569,631.74	1,099,968.26	0.00	1,099,968.26	65.88
E62	Intergovernmental Tsfr							
055-0500-5620	Xfer to General	1,669,500.00	139,125.00	556,500.00	1,113,000.00	0.00	1,113,000.00	66.67
	E62 Sub Totals:	1,669,500.00	139,125.00	556,500.00	1,113,000.00	0.00	1,113,000.00	66.67
	Expense Sub Totals:	1,669,500.00	139,125.00	556,500.00	1,113,000.00	0.00	1,113,000.00	66.67
	Dept 0500 Sub Totals:	-100.00	10,669.70	-13,131.74	13,031.74	0.00		
	Fund Revenue Sub Totals:	1,669,600.00	128,455.30	569,631.74	1,099,968.26	0.00	1,099,968.26	65.88
	Fund Expense Sub Totals:	1,669,500.00	139,125.00	556,500.00	1,113,000.00	0.00	1,113,000.00	66.67

Account Number	Description	Budget Amount	Period Amount	YTD Amount	YTD Var	Encumbered Amount	Available	% Available
	Fund 055 Sub Totals:	-100.00	10,669.70	-13,131.74	13,031.74	0.00		
Fund 061	Act 918 of 1983 Police							
Dept 061-0600	Police							
R40	Fines & Forfeitures							
061-0600-4410	Admin of Justice Revenue	15,000.00	1,342.64	5,370.56	9,629.44	0.00	9,629.44	64.20
	R40 Sub Totals:	15,000.00	1,342.64	5,370.56	9,629.44	0.00	9,629.44	64.20
R85	Interest Revenue							
061-0600-4850	Interest Revenue	10.00	0.80	2.62	7.38	0.00	7.38	73.80
	R85 Sub Totals:	10.00	0.80	2.62	7.38	0.00	7.38	73.80
	Revenue Sub Totals:	15,010.00	1,343.44	5,373.18	9,636.82	0.00	9,636.82	64.20
E60	Miscellaneous Expense							
061-0600-5600	Misc Expense	15,010.00	0.00	0.00	15,010.00	0.00	15,010.00	100.00
	E60 Sub Totals:	15,010.00	0.00	0.00	15,010.00	0.00	15,010.00	100.00
	Expense Sub Totals:	15,010.00	0.00	0.00	15,010.00	0.00	15,010.00	100.00
	Dept 0600 Sub Totals:	0.00	-1,343.44	-5,373.18	5,373.18	0.00		
	Fund Revenue Sub Totals:	15,010.00	1,343.44	5,373.18	9,636.82	0.00	9,636.82	64.20
	Fund Expense Sub Totals:	15,010.00	0.00	0.00	15,010.00	0.00	15,010.00	100.00
	Fund 061 Sub Totals:	0.00	-1,343.44	-5,373.18	5,373.18	0.00		
Fund 062	Act 988 of 1991 Emerg Veh							
Dept 062-0600	Police							
R40	Fines & Forfeitures							
062-0600-4402	Act 988 of 1991 Revenue	12,000.00	1,660.45	4,038.95	7,961.05	0.00	7,961.05	66.34
	R40 Sub Totals:	12,000.00	1,660.45	4,038.95	7,961.05	0.00	7,961.05	66.34
R85	Interest Revenue							
062-0600-4850	Interest Revenue	10.00	1.38	4.92	5.08	0.00	5.08	50.80
	R85 Sub Totals:	10.00	1.38	4.92	5.08	0.00	5.08	50.80
	Revenue Sub Totals:	12,010.00	1,661.83	4,043.87	7,966.13	0.00	7,966.13	66.33
E40	Operations Expense							
062-0600-5420	Act 988 Expense	12,000.00	0.00	107.34	11,892.66	0.00	11,892.66	99.11

Account Number	Description	Budget Amount	Period Amount	YTD Amount	YTD Var	Encumbered Amount	Available	% Available
	E40 Sub Totals:	12,000.00	0.00	107.34	11,892.66	0.00	11,892.66	99.11
	Expense Sub Totals:	12,000.00	0.00	107.34	11,892.66	0.00	11,892.66	99.11
	Dept 0600 Sub Totals:	-10.00	-1,661.83	-3,936.53	3,926.53	0.00		
	Fund Revenue Sub Totals:	12,010.00	1,661.83	4,043.87	7,966.13	0.00	7,966.13	66.33
	Fund Expense Sub Totals:	12,000.00	0.00	107.34	11,892.66	0.00	11,892.66	99.11
	Fund 062 Sub Totals:	-10.00	-1,661.83	-3,936.53	3,926.53	0.00		
Fund 066	Federal Drug Control							
Dept 066-0600	Police							
R40	Fines & Forfeitures							
066-0600-4418	Drug Seizure Revenue	0.00	0.00	0.00	0.00	0.00	0.00	0.00
	R40 Sub Totals:	0.00	0.00	0.00	0.00	0.00	0.00	0.00
R85	Interest Revenue							
066-0600-4850	Interest Revenue	0.00	0.10	0.38	-0.38	0.00	-0.38	0.00
	R85 Sub Totals:	0.00	0.10	0.38	-0.38	0.00	-0.38	0.00
	Revenue Sub Totals:	0.00	0.10	0.38	-0.38	0.00	-0.38	0.00
E60	Miscellaneous Expense							
066-0600-5600	Miscellaneous Expense	0.00	0.00	0.00	0.00	0.00	0.00	0.00
	E60 Sub Totals:	0.00	0.00	0.00	0.00	0.00	0.00	0.00
	Expense Sub Totals:	0.00	0.00	0.00	0.00	0.00	0.00	0.00
	Dept 0600 Sub Totals:	0.00	-0.10	-0.38	0.38	0.00		
	Fund Revenue Sub Totals:	0.00	0.10	0.38	-0.38	0.00	-0.38	0.00
	Fund Expense Sub Totals:	0.00	0.00	0.00	0.00	0.00	0.00	0.00
	Fund 066 Sub Totals:	0.00	-0.10	-0.38	0.38	0.00		
Fund 068	State Drug Control							
Dept 068-0600	Police							
R40	Fines & Forfeitures							
068-0600-4418	Drug Seizure Revenue	2,500.00	0.00	8,269.56	-5,769.56	0.00	-5,769.56	0.00

Account Number	Description	Budget Amount	Period Amount	YTD Amount	YTD Var	Encumbered Amount	Available	% Available
	R40 Sub Totals:	2,500.00	0.00	8,269.56	-5,769.56	0.00	-5,769.56	0.00
R85	Interest Revenue							
068-0600-4850	Interest Revenue	5.00	0.99	3.08	1.92	0.00	1.92	38.40
	R85 Sub Totals:	5.00	0.99	3.08	1.92	0.00	1.92	38.40
	Revenue Sub Totals:	2,505.00	0.99	8,272.64	-5,767.64	0.00	-5,767.64	0.00
E60	Miscellaneous Expense							
068-0600-5600	Miscellaneous Expense	2,505.00	0.00	47.29	2,457.71	0.00	2,457.71	98.11
	E60 Sub Totals:	2,505.00	0.00	47.29	2,457.71	0.00	2,457.71	98.11
	Expense Sub Totals:	2,505.00	0.00	47.29	2,457.71	0.00	2,457.71	98.11
	Dept 0600 Sub Totals:	0.00	-0.99	-8,225.35	8,225.35	0.00		
	Fund Revenue Sub Totals:	2,505.00	0.99	8,272.64	-5,767.64	0.00	-5,767.64	0.00
	Fund Expense Sub Totals:	2,505.00	0.00	47.29	2,457.71	0.00	2,457.71	98.11
	Fund 068 Sub Totals:	0.00	-0.99	-8,225.35	8,225.35	0.00		
Fund 080	Street Fund							
Dept 080-0000								
E80	Fixed Assets							
080-0000-5824	Depreciation Expense	0.00	0.00	0.00	0.00	0.00	0.00	0.00
	E80 Sub Totals:	0.00	0.00	0.00	0.00	0.00	0.00	0.00
	Expense Sub Totals:	0.00	0.00	0.00	0.00	0.00	0.00	0.00
	Dept 0000 Sub Totals:	0.00	0.00	0.00	0.00	0.00		
Dept 080-0140	Stormwater							
E01	Personnel Expense							
080-0140-5000	Salary Expense	110,888.90	7,309.68	30,209.98	80,678.92	0.00	80,678.92	72.76
080-0140-5010	Overtime Expense	1,000.00	0.00	110.22	889.78	0.00	889.78	88.98
080-0140-5020	FICA Expense	8,591.63	544.18	2,262.79	6,328.84	0.00	6,328.84	73.66
080-0140-5022	Unemployment Expense	180.00	130.01	130.01	49.99	0.00	49.99	27.77
080-0140-5025	Worker's Comp Expense	500.00	0.00	1,989.49	-1,489.49	0.00	-1,489.49	0.00
080-0140-5030	APERS Expense	17,205.73	1,119.83	4,645.06	12,560.67	0.00	12,560.67	73.00
080-0140-5040	Health Insurance Expense	28,788.12	1,869.49	6,954.28	21,833.84	0.00	21,833.84	75.84
080-0140-5050	Physical & Drug Screen Exp	200.00	0.00	92.00	108.00	0.00	108.00	54.00

Account Number	Description	Budget Amount	Period Amount	YTD Amount	YTD Var	Encumbered Amount	Available	% Available
080-0140-5055	Uniform Expense	2,000.00	0.00	394.08	1,605.92	0.00	1,605.92	80.30
080-0140-5060	Travel & Training Expense	4,500.00	1,575.00	1,575.00	2,925.00	0.00	2,925.00	65.00
	E01 Sub Totals:	173,854.38	12,548.19	48,362.91	125,491.47	0.00	125,491.47	72.18
E10	Building & Grounds Exp							
080-0140-5115	Communication Exp - Telephone	700.00	53.12	265.16	434.84	0.00	434.84	62.12
080-0140-5116	Communication Exp - Cellular	3,000.00	159.32	641.19	2,358.81	0.00	2,358.81	78.63
	E10 Sub Totals:	3,700.00	212.44	906.35	2,793.65	0.00	2,793.65	75.50
E20	Vehicle Expense							
080-0140-5200	Fuel Expense	6,000.00	0.00	236.19	5,763.81	0.00	5,763.81	96.06
080-0140-5210	Service & Repair - Vehicle	2,000.00	0.00	442.34	1,557.66	0.00	1,557.66	77.88
080-0140-5218	Tire Expense	2,000.00	0.00	0.00	2,000.00	130.79	1,869.21	93.46
080-0140-5225	Insurance Expense - Vehicle	1,000.00	0.00	678.90	321.10	0.00	321.10	32.11
	E20 Sub Totals:	11,000.00	0.00	1,357.43	9,642.57	130.79	9,511.78	86.47
E30	Supply Expense							
080-0140-5300	Supplies - Office	500.00	0.00	207.72	292.28	0.00	292.28	58.46
080-0140-5322	Supplies - Operating	12,000.00	1,270.42	4,564.90	7,435.10	0.00	7,435.10	61.96
080-0140-5380	Prisoner Care Expense	3,250.00	0.00	0.00	3,250.00	0.00	3,250.00	100.00
	E30 Sub Totals:	15,750.00	1,270.42	4,772.62	10,977.38	0.00	10,977.38	69.70
E40	Operations Expense							
080-0140-5515	Special Elec or Permit Fee Exp	250.00	0.00	0.00	250.00	0.00	250.00	100.00
080-0140-5520	Public Education Expense	3,000.00	50.10	317.38	2,682.62	364.24	2,318.38	77.28
	E40 Sub Totals:	3,250.00	50.10	317.38	2,932.62	364.24	2,568.38	79.03
E55	Professional Services							
080-0140-5571	Prof Services - Engineering	76,321.96	1,826.90	5,230.70	71,091.26	3,625.00	67,466.26	88.40
080-0140-5574	Prof Services - GIS	0.00	0.00	0.00	0.00	0.00	0.00	0.00
080-0140-5589	Prof Services - Printing	250.00	0.00	0.00	250.00	0.00	250.00	100.00
	E55 Sub Totals:	76,571.96	1,826.90	5,230.70	71,341.26	3,625.00	67,716.26	88.43
E80	Fixed Assets							
080-0140-5808	Fixed Assets - Vehicles	4,000.00	3,499.00	3,499.00	501.00	0.00	501.00	12.53
080-0140-5816	Fixed Assets - Infrastructure	0.00	0.00	436.00	-436.00	0.00	-436.00	0.00
	E80 Sub Totals:	4,000.00	3,499.00	3,935.00	65.00	0.00	65.00	1.63
	Expense Sub Totals:	288,126.34	19,407.05	64,882.39	223,243.95	4,120.03	219,123.92	76.05
	Dept 0140 Sub Totals:	288,126.34	19,407.05	64,882.39	223,243.95	4,120.03		

Account Number	Description	Budget Amount	Period Amount	YTD Amount	YTD Var	Encumbered Amount	Available	% Available
Dept 080-0800	Street							
R10	Taxes - Sales							
080-0800-4152	1/2 Cent SalesTaxExpires7/2023	381,954.00	32,767.98	130,061.44	251,892.56	0.00	251,892.56	65.95
	R10 Sub Totals:	381,954.00	32,767.98	130,061.44	251,892.56	0.00	251,892.56	65.95
R15	Taxes - Property							
080-0800-4150	State Turnback	779,825.00	65,251.67	261,868.71	517,956.29	0.00	517,956.29	66.42
080-0800-4151	Saline County Treasurer	512,039.00	28,049.17	102,670.10	409,368.90	0.00	409,368.90	79.95
	R15 Sub Totals:	1,291,864.00	93,300.84	364,538.81	927,325.19	0.00	927,325.19	71.78
R60	Miscellaneous Revenue							
080-0800-4600	Miscellaneous Revenue	1,000.00	1,893.34	4,053.30	-3,053.30	0.00	-3,053.30	0.00
	R60 Sub Totals:	1,000.00	1,893.34	4,053.30	-3,053.30	0.00	-3,053.30	0.00
R62	Intergovernmental Tsfrs							
080-0800-4627	Xfer Designated Tax - Street	1,356,000.00	113,000.00	452,000.00	904,000.00	0.00	904,000.00	66.67
	R62 Sub Totals:	1,356,000.00	113,000.00	452,000.00	904,000.00	0.00	904,000.00	66.67
R64	Reimbursement							
080-0800-4640	Reimbursement Revenue	62,000.00	0.00	62,192.40	-192.40	0.00	-192.40	0.00
	R64 Sub Totals:	62,000.00	0.00	62,192.40	-192.40	0.00	-192.40	0.00
R85	Interest Revenue							
080-0800-4850	Interest Revenue	750.00	72.95	260.99	489.01	0.00	489.01	65.20
	R85 Sub Totals:	750.00	72.95	260.99	489.01	0.00	489.01	65.20
	Revenue Sub Totals:	3,093,568.00	241,035.11	1,013,106.94	2,080,461.06	0.00	2,080,461.06	67.25
E01	Personnel Expense							
080-0800-5000	Salary Expense	524,539.05	40,054.22	153,494.97	371,044.08	0.00	371,044.08	70.74
080-0800-5005	SWB Reimbursement	109,000.00	0.00	0.00	109,000.00	0.00	109,000.00	100.00
080-0800-5010	Overtime Expense	10,000.00	163.12	690.78	9,309.22	0.00	9,309.22	93.09
080-0800-5020	FICA Expense	41,140.08	3,029.47	11,739.69	29,400.39	0.00	29,400.39	71.46
080-0800-5022	Unemployment Expense	1,140.00	680.31	740.46	399.54	0.00	399.54	35.05
080-0800-5025	Worker's Comp Expense	17,809.00	0.00	9,282.57	8,526.43	0.00	8,526.43	47.88
080-0800-5030	APERS Expense	82,387.74	6,161.36	23,020.60	59,367.14	0.00	59,367.14	72.06
080-0800-5040	Health Insurance Expense	98,351.64	7,817.16	30,221.22	68,130.42	0.00	68,130.42	69.27
080-0800-5050	Physical & Drug Screen Exp	1,750.00	0.00	240.00	1,510.00	0.00	1,510.00	86.29
080-0800-5055	Uniform Expense	11,000.00	1,195.57	2,513.98	8,486.02	0.00	8,486.02	77.15
080-0800-5060	Travel & Training Expense	5,000.00	2,680.13	2,891.13	2,108.87	0.00	2,108.87	42.18
	E01 Sub Totals:	902,117.51	61,781.34	234,835.40	667,282.11	0.00	667,282.11	73.97

Account Number	Description	Budget Amount	Period Amount	YTD Amount	YTD Var	Encumbered Amount	Available	% Available
E10	Building & Grounds Exp							
080-0800-5102	Repairs & Maint - Building	5,000.00	0.00	14.77	4,985.23	867.54	4,117.69	82.35
080-0800-5110	Utilities - Electric	20,000.00	1,786.89	6,627.18	13,372.82	0.00	13,372.82	66.86
080-0800-5111	Utilities - Gas	2,500.00	-192.70	800.76	1,699.24	182.59	1,516.65	60.67
080-0800-5112	Utilities - Water	5,000.00	39.89	209.61	4,790.39	0.00	4,790.39	95.81
080-0800-5115	Communication Exp - Telephone	5,460.00	1,129.63	5,968.70	-508.70	0.00	-508.70	0.00
080-0800-5116	Communication Exp - Cellular	6,060.00	377.62	1,541.03	4,518.97	0.00	4,518.97	74.57
080-0800-5120	Insurance - Property	1,500.00	0.00	0.00	1,500.00	0.00	1,500.00	100.00
080-0800-5130	Sanitation	3,500.00	285.30	649.10	2,850.90	1,141.20	1,709.70	48.85
080-0800-5140	Supplies - B&G	3,000.00	391.10	1,256.75	1,743.25	0.00	1,743.25	58.11
080-0800-5142	Janitorial Supplies and Main	2,000.00	133.37	480.12	1,519.88	176.70	1,343.18	67.16
080-0800-5145	Tools	10,000.00	876.99	1,617.20	8,382.80	0.00	8,382.80	83.83
	E10 Sub Totals:	64,020.00	4,828.09	19,165.22	44,854.78	2,368.03	42,486.75	66.36
E20	Vehicle Expense							
080-0800-5200	Fuel Expense	50,000.00	3,111.22	7,341.87	42,658.13	0.00	42,658.13	85.32
080-0800-5210	Service & Repair - Vehicle	60,000.00	9,231.28	15,634.74	44,365.26	8,457.59	35,907.67	59.85
080-0800-5218	Tire Expense	8,500.00	944.33	944.33	7,555.67	0.00	7,555.67	88.89
080-0800-5225	Insurance Expense - Vehicle	22,850.00	0.00	8,614.35	14,235.65	1,077.89	13,157.76	57.58
080-0800-5230	Radios	1,500.00	0.00	0.00	1,500.00	0.00	1,500.00	100.00
080-0800-5240	Equipment Rental	37,000.00	280.37	2,472.34	34,527.66	0.00	34,527.66	93.32
	E20 Sub Totals:	179,850.00	13,567.20	35,007.63	144,842.37	9,535.48	135,306.89	75.23
E30	Supply Expense							
080-0800-5300	Supplies - Office	4,000.00	68.07	1,118.51	2,881.49	0.00	2,881.49	72.04
080-0800-5316	Supplies - Signs	15,000.00	0.00	142.95	14,857.05	0.00	14,857.05	99.05
080-0800-5322	Supplies - Operating	140,000.00	8,966.60	29,880.20	110,119.80	12,065.43	98,054.37	70.04
080-0800-5323	Material and Maint	56,000.00	8,055.49	28,046.78	27,953.22	5,189.48	22,763.74	40.65
080-0800-5350	Postage Expense	300.00	0.00	0.00	300.00	0.00	300.00	100.00
080-0800-5380	Prisoner Care Expense	1,400.00	0.00	98.52	1,301.48	0.00	1,301.48	92.96
	E30 Sub Totals:	216,700.00	17,090.16	59,286.96	157,413.04	17,254.91	140,158.13	64.68
E40	Operations Expense							
080-0800-5480	Dues & Subscriptions	3,200.00	194.12	224.12	2,975.88	0.00	2,975.88	93.00
080-0800-5530	Safety Program	1,500.00	101.06	1,114.11	385.89	0.00	385.89	25.73
080-0800-5545	Street Paving Expense	100,000.00	0.00	0.00	100,000.00	0.00	100,000.00	100.00
080-0800-5546	Street Lights Installed	112,000.00	10,443.60	38,054.04	73,945.96	0.00	73,945.96	66.02
080-0800-5547	Traffic Signal Maintenance	6,000.00	0.00	1,360.00	4,640.00	0.00	4,640.00	77.33
	E40 Sub Totals:	222,700.00	10,738.78	40,752.27	181,947.73	0.00	181,947.73	81.70
E55	Professional Services							
080-0800-5550	Prof Services - Acctg & Audit	12,000.00	0.00	0.00	12,000.00	0.00	12,000.00	100.00
080-0800-5553	Prof Services - Advertising	3,500.00	483.75	483.75	3,016.25	157.00	2,859.25	81.69

Account Number	Description	Budget Amount	Period Amount	YTD Amount	YTD Var	Encumbered Amount	Available	% Available
080-0800-5562	Prof Services - Bridge Inspection	750.00	0.00	0.00	750.00	0.00	750.00	100.00
080-0800-5571	Prof Services - Engineering	68,936.51	1,259.60	8,528.80	60,407.71	11,125.00	49,282.71	71.49
080-0800-5574	Prof Services - GIS	0.00	1,359.00	1,359.00	-1,359.00	0.00	-1,359.00	0.00
080-0800-5586	Prof Services - Other	170,000.00	10,625.96	24,021.39	145,978.61	38,987.18	106,991.43	62.94
080-0800-5589	Prof Services - Printing	500.00	0.00	0.00	500.00	0.00	500.00	100.00
	E55 Sub Totals:	255,686.51	13,728.31	34,392.94	221,293.57	50,269.18	171,024.39	66.89
E60	Miscellaneous Expense							
080-0800-5604	Hardware - New & Renewals	23,900.00	1,022.93	1,022.93	22,877.07	0.00	22,877.07	95.72
080-0800-5606	IT Project & Labor	10,000.00	0.00	0.00	10,000.00	0.00	10,000.00	100.00
080-0800-5608	Software - New & Renewals	18,515.00	0.00	2,735.98	15,779.02	0.00	15,779.02	85.22
080-0800-5614	Copiers & Maintenance	840.00	0.00	0.00	840.00	28.00	812.00	96.67
	E60 Sub Totals:	53,255.00	1,022.93	3,758.91	49,496.09	28.00	49,468.09	92.89
E80	Fixed Assets							
080-0800-5808	Fixed Assets - Vehicles/Other	42,000.00	0.00	41,602.00	398.00	0.00	398.00	0.95
080-0800-5810	Fixed Assets - Equipment	270,000.00	26,736.69	26,736.69	243,263.31	242,118.00	1,145.31	0.42
080-0800-5816	Fixed Assets - Infrastructure	454,519.49	7,759.10	57,223.00	397,296.49	167,042.90	230,253.59	50.66
080-0800-5828	Projects	892,780.43	0.00	108,066.68	784,713.75	479,007.92	305,705.83	34.24
080-0800-5898	Fix Asset Contra Act	0.00	0.00	0.00	0.00	0.00	0.00	0.00
	E80 Sub Totals:	1,659,299.92	34,495.79	233,628.37	1,425,671.55	888,168.82	537,502.73	32.39
E90	Construction Projects							
080-0800-5910	Projects - Overlays	200,000.00	0.00	0.00	200,000.00	0.00	200,000.00	100.00
	E90 Sub Totals:	200,000.00	0.00	0.00	200,000.00	0.00	200,000.00	100.00
	Expense Sub Totals:	3,753,628.94	157,252.60	660,827.70	3,092,801.24	967,624.42	2,125,176.82	56.62
	Dept 0800 Sub Totals:	660,060.94	-83,782.51	-352,279.24	1,012,340.18	967,624.42		
	Fund Revenue Sub Totals:	3,093,568.00	241,035.11	1,013,106.94	2,080,461.06	0.00	2,080,461.06	67.25
	Fund Expense Sub Totals:	4,041,755.28	176,659.65	725,710.09	3,316,045.19	971,744.45	2,344,300.74	58.00
	Fund 080 Sub Totals:	948,187.28	-64,375.46	-287,396.85	1,235,584.13	971,744.45		
Fund 110	Special Redemp - 2016 Bond							
Dept 110-0100	Administration							
R62	Intergovernmental Tsfrs							
110-0100-4623	Xfer from Other Fund	0.00	80,127.30	84,284.99	-84,284.99	0.00	-84,284.99	0.00
	R62 Sub Totals:	0.00	80,127.30	84,284.99	-84,284.99	0.00	-84,284.99	0.00

Account Number	Description	Budget Amount	Period Amount	YTD Amount	YTD Var	Encumbered Amount	Available	% Available
R85	Interest Revenue							
110-0100-4855	Gain on Investment	0.00	1,499.39	1,585.11	-1,585.11	0.00	-1,585.11	0.00
	R85 Sub Totals:	0.00	1,499.39	1,585.11	-1,585.11	0.00	-1,585.11	0.00
	Revenue Sub Totals:	0.00	81,626.69	85,870.10	-85,870.10	0.00	-85,870.10	0.00
	Dept 0100 Sub Totals:	0.00	-81,626.69	-85,870.10	85,870.10	0.00		
	Fund Revenue Sub Totals:	0.00	81,626.69	85,870.10	-85,870.10	0.00	-85,870.10	0.00
	Fund Expense Sub Totals:	0.00	0.00	0.00	0.00	0.00	0.00	0.00
	Fund 110 Sub Totals:	0.00	-81,626.69	-85,870.10	85,870.10	0.00		
Fund 113	Debt Service Reserve Fund							
Dept 113-0100	Administration							
R85	Interest Revenue							
113-0100-4850	Interest Revenue	0.00	1,463.51	5,621.20	-5,621.20	0.00	-5,621.20	0.00
	R85 Sub Totals:	0.00	1,463.51	5,621.20	-5,621.20	0.00	-5,621.20	0.00
	Revenue Sub Totals:	0.00	1,463.51	5,621.20	-5,621.20	0.00	-5,621.20	0.00
E62	Intergovernmental Tsfr							
113-0100-5626	Xfer to other fund	0.00	1,463.51	5,621.20	-5,621.20	0.00	-5,621.20	0.00
	E62 Sub Totals:	0.00	1,463.51	5,621.20	-5,621.20	0.00	-5,621.20	0.00
	Expense Sub Totals:	0.00	1,463.51	5,621.20	-5,621.20	0.00	-5,621.20	0.00
	Dept 0100 Sub Totals:	0.00	0.00	0.00	0.00	0.00		
	Fund Revenue Sub Totals:	0.00	1,463.51	5,621.20	-5,621.20	0.00	-5,621.20	0.00
	Fund Expense Sub Totals:	0.00	1,463.51	5,621.20	-5,621.20	0.00	-5,621.20	0.00
	Fund 113 Sub Totals:	0.00	0.00	0.00	0.00	0.00		
Fund 114	2016 Bond Fund							
Dept 114-0000								
E72	Bond Expense							
114-0000-5722	Bond Principle Pmt	1,480,338.00	0.00	0.00	1,480,338.00	0.00	1,480,338.00	100.00
114-0000-5724	Bond Fees	0.00	950.00	950.00	-950.00	0.00	-950.00	0.00

Account Number	Description	Budget Amount	Period Amount	YTD Amount	YTD Var	Encumbered Amount	Available	% Available
	E72 Sub Totals:	1,480,338.00	950.00	950.00	1,479,388.00	0.00	1,479,388.00	99.94
	Expense Sub Totals:	1,480,338.00	950.00	950.00	1,479,388.00	0.00	1,479,388.00	99.94
	Dept 0000 Sub Totals:	1,480,338.00	950.00	950.00	1,479,388.00	0.00		
Dept 114-0100	Administration							
R10	Taxes - Sales							
114-0100-4610	Loan Proceeds from Sales Tax	2,260,000.00	171,268.04	759,488.97	1,500,511.03	0.00	1,500,511.03	66.39
	R10 Sub Totals:	2,260,000.00	171,268.04	759,488.97	1,500,511.03	0.00	1,500,511.03	66.39
	Revenue Sub Totals:	2,260,000.00	171,268.04	759,488.97	1,500,511.03	0.00	1,500,511.03	66.39
	Dept 0100 Sub Totals:	-2,260,000.00	-171,268.04	-759,488.97	-1,500,511.03	0.00		
Dept 114-0400	Parks							
R85	Interest Revenue							
114-0400-4850	Interest Revenue	0.00	1,401.08	3,300.49	-3,300.49	0.00	-3,300.49	0.00
	R85 Sub Totals:	0.00	1,401.08	3,300.49	-3,300.49	0.00	-3,300.49	0.00
	Revenue Sub Totals:	0.00	1,401.08	3,300.49	-3,300.49	0.00	-3,300.49	0.00
E62	Intergovernmental Tsfr							
114-0400-5626	Xfer to other fund	0.00	80,127.30	80,127.30	-80,127.30	0.00	-80,127.30	0.00
	E62 Sub Totals:	0.00	80,127.30	80,127.30	-80,127.30	0.00	-80,127.30	0.00
	Expense Sub Totals:	0.00	80,127.30	80,127.30	-80,127.30	0.00	-80,127.30	0.00
	Dept 0400 Sub Totals:	0.00	78,726.22	76,826.81	-76,826.81	0.00		
	Fund Revenue Sub Totals:	2,260,000.00	172,669.12	762,789.46	1,497,210.54	0.00	1,497,210.54	66.25
	Fund Expense Sub Totals:	1,480,338.00	81,077.30	81,077.30	1,399,260.70	0.00	1,399,260.70	94.52
	Fund 114 Sub Totals:	-779,662.00	-91,591.82	-681,712.16	-97,949.84	0.00		
Fund 147	2016 Parks/Rec Const Fund							
Dept 147-0400	Parks							
R85	Interest Revenue							
147-0400-4850	Interest Revenue	0.00	1,485.25	7,310.81	-7,310.81	0.00	-7,310.81	0.00
	R85 Sub Totals:	0.00	1,485.25	7,310.81	-7,310.81	0.00	-7,310.81	0.00

Account Number	Description	Budget Amount	Period Amount	YTD Amount	YTD Var	Encumbered Amount	Available	% Available
	Revenue Sub Totals:	0.00	1,485.25	7,310.81	-7,310.81	0.00	-7,310.81	0.00
E90	Construction Projects							
147-0400-5900	Construction Projects	950,000.00	1,441.56	279,883.86	670,116.14	0.00	670,116.14	70.54
	E90 Sub Totals:	950,000.00	1,441.56	279,883.86	670,116.14	0.00	670,116.14	70.54
	Expense Sub Totals:	950,000.00	1,441.56	279,883.86	670,116.14	0.00	670,116.14	70.54
	Dept 0400 Sub Totals:	950,000.00	-43.69	272,573.05	677,426.95	0.00		
	Fund Revenue Sub Totals:	0.00	1,485.25	7,310.81	-7,310.81	0.00	-7,310.81	0.00
	Fund Expense Sub Totals:	950,000.00	1,441.56	279,883.86	670,116.14	0.00	670,116.14	70.54
	Fund 147 Sub Totals:	950,000.00	-43.69	272,573.05	677,426.95	0.00		
Fund 157	2016 Fire Construction Fund							
Dept 157-0500	Fire							
R85	Interest Revenue							
157-0500-4850	Interset Revenue	0.00	661.54	2,815.56	-2,815.56	0.00	-2,815.56	0.00
	R85 Sub Totals:	0.00	661.54	2,815.56	-2,815.56	0.00	-2,815.56	0.00
	Revenue Sub Totals:	0.00	661.54	2,815.56	-2,815.56	0.00	-2,815.56	0.00
E90	Construction Projects							
157-0500-5900	Construction Projects	350,000.00	14,240.52	105,180.52	244,819.48	0.00	244,819.48	69.95
	E90 Sub Totals:	350,000.00	14,240.52	105,180.52	244,819.48	0.00	244,819.48	69.95
	Expense Sub Totals:	350,000.00	14,240.52	105,180.52	244,819.48	0.00	244,819.48	69.95
	Dept 0500 Sub Totals:	350,000.00	13,578.98	102,364.96	247,635.04	0.00		
	Fund Revenue Sub Totals:	0.00	661.54	2,815.56	-2,815.56	0.00	-2,815.56	0.00
	Fund Expense Sub Totals:	350,000.00	14,240.52	105,180.52	244,819.48	0.00	244,819.48	69.95
	Fund 157 Sub Totals:	350,000.00	13,578.98	102,364.96	247,635.04	0.00		
Fund 165	Police Fleet							
Dept 165-0000	Police							
E72	Bond Expense							
165-0000-5898	Bond Contra Account	0.00	0.00	0.00	0.00	0.00	0.00	0.00

Account Number	Description	Budget Amount	Period Amount	YTD Amount	YTD Var	Encumbered Amount	Available	% Available
	E72 Sub Totals:	0.00	0.00	0.00	0.00	0.00	0.00	0.00
	Expense Sub Totals:	0.00	0.00	0.00	0.00	0.00	0.00	0.00
	Dept 0000 Sub Totals:	0.00	0.00	0.00	0.00	0.00		
	Fund Revenue Sub Totals:	0.00	0.00	0.00	0.00	0.00	0.00	0.00
	Fund Expense Sub Totals:	0.00	0.00	0.00	0.00	0.00	0.00	0.00
	Fund 165 Sub Totals:	0.00	0.00	0.00	0.00	0.00		
Fund 185	Street Bond 2016 DS							
Dept 185-0800	Street							
R10	Taxes - Sales							
185-0800-4610	Loan Bond Revenues	0.00	0.00	0.00	0.00	0.00	0.00	0.00
	R10 Sub Totals:	0.00	0.00	0.00	0.00	0.00	0.00	0.00
R62	Intergovernmental Tsfrs							
185-0800-4627	Xfer from Other	649,000.20	53,824.49	216,563.66	432,436.54	0.00	432,436.54	66.63
	R62 Sub Totals:	649,000.20	53,824.49	216,563.66	432,436.54	0.00	432,436.54	66.63
R85	Interest Revenue							
185-0800-4850	Interest Revenue	0.00	162.31	1,792.43	-1,792.43	0.00	-1,792.43	0.00
	R85 Sub Totals:	0.00	162.31	1,792.43	-1,792.43	0.00	-1,792.43	0.00
	Revenue Sub Totals:	649,000.20	53,986.80	218,356.09	430,644.11	0.00	430,644.11	66.36
E62	Intergovernmental Tsfr							
185-0800-5626	Xfer to Other	0.00	0.00	489,971.88	-489,971.88	0.00	-489,971.88	0.00
	E62 Sub Totals:	0.00	0.00	489,971.88	-489,971.88	0.00	-489,971.88	0.00
E72	Bond Expense							
185-0800-5722	Bond Principal Pmt	336,000.00	0.00	0.00	336,000.00	0.00	336,000.00	100.00
185-0800-5724	Bond Fees	1,000.20	83.33	333.32	666.88	0.00	666.88	66.67
	E72 Sub Totals:	337,000.20	83.33	333.32	336,666.88	0.00	336,666.88	99.90
E85	Interest Expense							
185-0800-5750	Interest Expense	312,000.00	0.00	0.00	312,000.00	0.00	312,000.00	100.00
	E85 Sub Totals:	312,000.00	0.00	0.00	312,000.00	0.00	312,000.00	100.00

Account Number	Description	Budget Amount	Period Amount	YTD Amount	YTD Var	Encumbered Amount	Available	% Available
	Expense Sub Totals:	649,000.20	83.33	490,305.20	158,695.00	0.00	158,695.00	24.45
	Dept 0800 Sub Totals:	0.00	-53,903.47	271,949.11	-271,949.11	0.00		
	Fund Revenue Sub Totals:	649,000.20	53,986.80	218,356.09	430,644.11	0.00	430,644.11	66.36
	Fund Expense Sub Totals:	649,000.20	83.33	490,305.20	158,695.00	0.00	158,695.00	24.45
	Fund 185 Sub Totals:	0.00	-53,903.47	271,949.11	-271,949.11	0.00		
Fund 186	Street Bond 2016 DSR							
Dept 186-0800	Street							
R10	Taxes - Sales							
186-0800-4610	Loan Bond Revenues	0.00	0.00	0.00	0.00	0.00	0.00	0.00
	R10 Sub Totals:	0.00	0.00	0.00	0.00	0.00	0.00	0.00
R85	Interest Revenue							
186-0800-4850	Interest Revenue	0.00	638.75	2,472.03	-2,472.03	0.00	-2,472.03	0.00
	R85 Sub Totals:	0.00	638.75	2,472.03	-2,472.03	0.00	-2,472.03	0.00
	Revenue Sub Totals:	0.00	638.75	2,472.03	-2,472.03	0.00	-2,472.03	0.00
E62	Intergovernmental Tsfr							
186-0800-5626	Xfer to Other	0.00	0.00	1,262.86	-1,262.86	0.00	-1,262.86	0.00
	E62 Sub Totals:	0.00	0.00	1,262.86	-1,262.86	0.00	-1,262.86	0.00
	Expense Sub Totals:	0.00	0.00	1,262.86	-1,262.86	0.00	-1,262.86	0.00
	Dept 0800 Sub Totals:	0.00	-638.75	-1,209.17	1,209.17	0.00		
	Fund Revenue Sub Totals:	0.00	638.75	2,472.03	-2,472.03	0.00	-2,472.03	0.00
	Fund Expense Sub Totals:	0.00	0.00	1,262.86	-1,262.86	0.00	-1,262.86	0.00
	Fund 186 Sub Totals:	0.00	-638.75	-1,209.17	1,209.17	0.00		
Fund 187	2016 Street Construction Fund							
Dept 187-0800	Street							
R85	Interest Revenue							
187-0800-4850	Interest Revenue	0.00	20,460.01	82,364.00	-82,364.00	0.00	-82,364.00	0.00
	R85 Sub Totals:	0.00	20,460.01	82,364.00	-82,364.00	0.00	-82,364.00	0.00

Account Number	Description	Budget Amount	Period Amount	YTD Amount	YTD Var	Encumbered Amount	Available	% Available
	Revenue Sub Totals:	0.00	20,460.01	82,364.00	-82,364.00	0.00	-82,364.00	0.00
E90	Construction Projects							
187-0800-5900	Construction Projects	11,300,000.00	183,828.66	1,365,737.72	9,934,262.28	0.00	9,934,262.28	87.91
	E90 Sub Totals:	11,300,000.00	183,828.66	1,365,737.72	9,934,262.28	0.00	9,934,262.28	87.91
	Expense Sub Totals:	11,300,000.00	183,828.66	1,365,737.72	9,934,262.28	0.00	9,934,262.28	87.91
	Dept 0800 Sub Totals:	11,300,000.00	163,368.65	1,283,373.72	10,016,626.28	0.00		
	Fund Revenue Sub Totals:	0.00	20,460.01	82,364.00	-82,364.00	0.00	-82,364.00	0.00
	Fund Expense Sub Totals:	11,300,000.00	183,828.66	1,365,737.72	9,934,262.28	0.00	9,934,262.28	87.91
	Fund 187 Sub Totals:	11,300,000.00	163,368.65	1,283,373.72	10,016,626.28	0.00		
Fund 500	Revenue Fund - Water & WW							
Dept 500-0000	Water and WW							
E40	Operations Expense							
500-0000-5501	Bad Debt Expense	0.00	431.68	431.68	-431.68	0.00	-431.68	0.00
	E40 Sub Totals:	0.00	431.68	431.68	-431.68	0.00	-431.68	0.00
	Expense Sub Totals:	0.00	431.68	431.68	-431.68	0.00	-431.68	0.00
	Dept 0000 Sub Totals:	0.00	431.68	431.68	-431.68	0.00		
Dept 500-0140	Stormwater							
R50	Sale of Services							
500-0140-4567	Stormwater Rev Fees	3,000.00	250.00	1,750.00	1,250.00	0.00	1,250.00	41.67
500-0140-4568	Stormwater Rev - Residental	246,000.00	20,616.00	82,824.00	163,176.00	0.00	163,176.00	66.33
500-0140-4569	Stormwater Rev - Business	31,200.00	3,774.00	11,808.00	19,392.00	0.00	19,392.00	62.15
	R50 Sub Totals:	280,200.00	24,640.00	96,382.00	183,818.00	0.00	183,818.00	65.60
	Revenue Sub Totals:	280,200.00	24,640.00	96,382.00	183,818.00	0.00	183,818.00	65.60
E62	Intergovernmental Tsfr							
500-0140-5622	Xfer to Fund 515	280,200.00	25,098.00	95,028.00	185,172.00	0.00	185,172.00	66.09
	E62 Sub Totals:	280,200.00	25,098.00	95,028.00	185,172.00	0.00	185,172.00	66.09
	Expense Sub Totals:	280,200.00	25,098.00	95,028.00	185,172.00	0.00	185,172.00	66.09

Account Number	Description	Budget Amount	Period Amount	YTD Amount	YTD Var	Encumbered Amount	Available	% Available
	Dept 0140 Sub Totals:	0.00	458.00	-1,354.00	1,354.00	0.00		
Dept 500-0900	Water							
R50	Sale of Services							
500-0900-4504	CAW Watershed	47,300.00	4,027.99	16,042.73	31,257.27	0.00	31,257.27	66.08
500-0900-4532	One Time Charge	34,800.00	3,148.00	12,516.00	22,284.00	0.00	22,284.00	64.03
500-0900-4536	Penalties	175,200.00	32,068.29	110,884.58	64,315.42	0.00	64,315.42	36.71
500-0900-4537	Insufficient Check Fee	3,600.00	275.00	1,075.00	2,525.00	0.00	2,525.00	70.14
500-0900-4540	Sales - CAW System Devel	19,200.00	2,025.25	5,251.00	13,949.00	0.00	13,949.00	72.65
500-0900-4542	Sales - FSDWA	29,500.00	2,457.60	9,807.83	19,692.17	0.00	19,692.17	66.75
500-0900-4544	Water Misc Income	123,600.00	14,841.00	42,507.00	81,093.00	0.00	81,093.00	65.61
500-0900-4548	Sales - Pump Maintenance	38,000.00	2,654.75	10,644.90	27,355.10	0.00	27,355.10	71.99
500-0900-4550	Sales - Service Charges	30,000.00	2,475.00	8,385.00	21,615.00	0.00	21,615.00	72.05
500-0900-4554	Sales - Water	2,956,784.00	208,474.48	862,112.86	2,094,671.14	0.00	2,094,671.14	70.84
500-0900-4556	Sales - Water Connections	30,000.00	4,270.00	11,485.00	18,515.00	0.00	18,515.00	61.72
500-0900-4560	Sales Tax Revenue	266,500.00	19,771.23	82,333.99	184,166.01	0.00	184,166.01	69.11
500-0900-4566	Woodland Hills Watershed	2,500.00	218.70	868.05	1,631.95	0.00	1,631.95	65.28
	R50 Sub Totals:	3,756,984.00	296,707.29	1,173,913.94	2,583,070.06	0.00	2,583,070.06	68.75
R60	Miscellaneous Revenue							
500-0900-4629	NXfer to Water Impact	35,000.00	11,572.00	28,544.00	6,456.00	0.00	6,456.00	18.45
500-0900-4630	NXfer Salem Royalty	600.00	44.00	180.80	419.20	0.00	419.20	69.87
500-0900-4632	NXfer to Subdiv Impact Wtr	2,000.00	0.00	0.00	2,000.00	0.00	2,000.00	100.00
	R60 Sub Totals:	37,600.00	11,616.00	28,724.80	8,875.20	0.00	8,875.20	23.60
	Revenue Sub Totals:	3,794,584.00	308,323.29	1,202,638.74	2,591,945.26	0.00	2,591,945.26	68.31
E40	Operations Expense							
500-0900-5475	Credit Card Fees	66,000.00	5,723.45	22,435.34	43,564.66	0.00	43,564.66	66.01
	E40 Sub Totals:	66,000.00	5,723.45	22,435.34	43,564.66	0.00	43,564.66	66.01
E60	Miscellaneous Expense							
500-0900-5600	Miscellaneous Expense	1,000.00	0.00	0.00	1,000.00	0.00	1,000.00	100.00
	E60 Sub Totals:	1,000.00	0.00	0.00	1,000.00	0.00	1,000.00	100.00
E62	Intergovernmental Tsfr							
500-0900-5624	Xfer to Water	2,500,000.00	250,000.00	1,250,000.00	1,250,000.00	0.00	1,250,000.00	50.00
500-0900-5629	Xfer to Water Impact	35,000.00	8,874.00	21,172.00	13,828.00	0.00	13,828.00	39.51
500-0900-5630	Xfer to Salem Royalty	600.00	44.80	183.20	416.80	0.00	416.80	69.47
500-0900-5632	Xfer to Subdivision Impact Wtr	2,000.00	0.00	0.00	2,000.00	0.00	2,000.00	100.00
	E62 Sub Totals:	2,537,600.00	258,918.80	1,271,355.20	1,266,244.80	0.00	1,266,244.80	49.90

Account Number	Description	Budget Amount	Period Amount	YTD Amount	YTD Var	Encumbered Amount	Available	% Available
	Expense Sub Totals:	2,604,600.00	264,642.25	1,293,790.54	1,310,809.46	0.00	1,310,809.46	50.33
	Dept 0900 Sub Totals:	-1,189,984.00	-43,681.04	91,151.80	-1,281,135.80	0.00		
Dept 500-0950	Wastewater							
R50	Sale of Services							
500-0950-4552	Sales - Wastewater	4,324,344.00	324,772.80	1,306,596.18	3,017,747.82	0.00	3,017,747.82	69.79
500-0950-4558	Sales - WW Connections	24,000.00	1,950.00	6,025.00	17,975.00	0.00	17,975.00	74.90
	R50 Sub Totals:	4,348,344.00	326,722.80	1,312,621.18	3,035,722.82	0.00	3,035,722.82	69.81
R60	Miscellaneous Revenue							
500-0950-4600	Miscellaneous Revenue	125.00	8.95	526.71	-401.71	0.00	-401.71	0.00
500-0950-4631	Xfer Wastewater Impact	35,000.00	6,500.00	19,325.00	15,675.00	0.00	15,675.00	44.79
	R60 Sub Totals:	35,125.00	6,508.95	19,851.71	15,273.29	0.00	15,273.29	43.48
	Revenue Sub Totals:	4,383,469.00	333,231.75	1,332,472.89	3,050,996.11	0.00	3,050,996.11	69.60
E62	Intergovernmental Tsfr							
500-0950-5624	Xfer to Water	4,250,000.00	250,000.00	1,250,000.00	3,000,000.00	0.00	3,000,000.00	70.59
500-0950-5631	Xfer to Wastewater Impact	35,000.00	5,500.00	17,325.00	17,675.00	0.00	17,675.00	50.50
500-0950-5632	Xfer to Subdivision Impact WW	2,000.00	0.00	0.00	2,000.00	0.00	2,000.00	100.00
	E62 Sub Totals:	4,287,000.00	255,500.00	1,267,325.00	3,019,675.00	0.00	3,019,675.00	70.44
	Expense Sub Totals:	4,287,000.00	255,500.00	1,267,325.00	3,019,675.00	0.00	3,019,675.00	70.44
	Dept 0950 Sub Totals:	-96,469.00	-77,731.75	-65,147.89	-31,321.11	0.00		
	Fund Revenue Sub Totals:	8,458,253.00	666,195.04	2,631,493.63	5,826,759.37	0.00	5,826,759.37	68.89
	Fund Expense Sub Totals:	7,171,800.00	545,671.93	2,656,575.22	4,515,224.78	0.00	4,515,224.78	62.96
	Fund 500 Sub Totals:	-1,286,453.00	-120,523.11	25,081.59	-1,311,534.59	0.00		
Fund 510	Water Operating Fund							
Dept 510-0000								
E80	Fixed Assets							
510-0000-5898	Fix Asset Contra Act	0.00	0.00	0.00	0.00	0.00	0.00	0.00
	E80 Sub Totals:	0.00	0.00	0.00	0.00	0.00	0.00	0.00
	Expense Sub Totals:	0.00	0.00	0.00	0.00	0.00	0.00	0.00

Account Number	Description	Budget Amount	Period Amount	YTD Amount	YTD Var	Encumbered Amount	Available	% Available
	Dept 0000 Sub Totals:	0.00	0.00	0.00	0.00	0.00		
Dept 510-0900	Water							
R60	Miscellaneous Revenue							
510-0900-4600	Miscellaneous Revenue	1,000.00	0.00	522.80	477.20	0.00	477.20	47.72
	R60 Sub Totals:	1,000.00	0.00	522.80	477.20	0.00	477.20	47.72
R62	Intergovernmental Tsfrs							
510-0900-4625	Xfer from Water	2,500,000.00	250,000.00	1,750,000.00	750,000.00	0.00	750,000.00	30.00
	R62 Sub Totals:	2,500,000.00	250,000.00	1,750,000.00	750,000.00	0.00	750,000.00	30.00
	Revenue Sub Totals:	2,501,000.00	250,000.00	1,750,522.80	750,477.20	0.00	750,477.20	30.01
E01	Personnel Expense							
510-0900-5000	Salary Expense	468,189.80	26,635.17	115,646.83	352,542.97	0.00	352,542.97	75.30
510-0900-5005	SWB Reimbursement	109,000.00	0.00	0.00	109,000.00	0.00	109,000.00	100.00
510-0900-5010	Overtime Expense	22,000.00	1,474.67	7,814.90	14,185.10	0.00	14,185.10	64.48
510-0900-5020	FICA Expense	38,587.34	2,119.57	9,286.08	29,301.26	0.00	29,301.26	75.93
510-0900-5022	Unemployment Expense	840.00	615.47	730.84	109.16	0.00	109.16	13.00
510-0900-5025	Worker's Comp Expense	7,241.00	0.00	3,476.59	3,764.41	0.00	3,764.41	51.99
510-0900-5030	APERS Expense	75,391.21	4,168.53	18,285.12	57,106.09	0.00	57,106.09	75.75
510-0900-5040	Health Insurance Expense	108,856.20	5,481.90	24,734.76	84,121.44	0.00	84,121.44	77.28
510-0900-5050	Physical & Drug Screen Exp	1,000.00	0.00	0.00	1,000.00	92.00	908.00	90.80
510-0900-5055	Uniform Expense	7,000.00	268.53	760.15	6,239.85	0.00	6,239.85	89.14
510-0900-5060	Travel & Training Expense	9,000.00	25.69	502.69	8,497.31	0.00	8,497.31	94.41
	E01 Sub Totals:	847,105.55	40,789.53	181,237.96	665,867.59	92.00	665,775.59	78.59
E10	Building & Grounds Exp							
510-0900-5102	Repairs & Maint - Building	12,000.00	0.00	2,368.33	9,631.67	0.00	9,631.67	80.26
510-0900-5104	Repairs & Maint - Grounds	3,500.00	0.00	0.00	3,500.00	0.00	3,500.00	100.00
510-0900-5110	Utilities - Electric	50,000.00	4,298.78	15,264.48	34,735.52	0.00	34,735.52	69.47
510-0900-5111	Utilities - Gas	2,500.00	63.15	939.44	1,560.56	0.00	1,560.56	62.42
510-0900-5112	Utilities - Water	300.00	18.86	80.60	219.40	0.00	219.40	73.13
510-0900-5115	Communication Exp - Telephone	3,000.00	907.42	4,570.01	-1,570.01	0.00	-1,570.01	0.00
510-0900-5116	Communication Exp - Cellular	7,800.00	747.78	3,021.25	4,778.75	0.00	4,778.75	61.27
510-0900-5120	Insurance - Property	9,500.00	0.00	923.81	8,576.19	0.00	8,576.19	90.28
510-0900-5130	Sanitation	7,500.00	163.10	347.76	7,152.24	609.28	6,542.96	87.24
510-0900-5140	Supplies - B&G	1,500.00	0.00	265.61	1,234.39	0.00	1,234.39	82.29
510-0900-5142	Janitorial Supplies and Main	1,850.00	133.36	480.10	1,369.90	176.72	1,193.18	64.50
510-0900-5145	Tools	8,250.00	72.58	473.73	7,776.27	603.62	7,172.65	86.94
	E10 Sub Totals:	107,700.00	6,405.03	28,735.12	78,964.88	1,389.62	77,575.26	72.03

Account Number	Description	Budget Amount	Period Amount	YTD Amount	YTD Var	Encumbered Amount	Available	% Available
E20	Vehicle Expense							
510-0900-5200	Fuel Expense	36,000.00	2,656.80	8,377.22	27,622.78	0.00	27,622.78	76.73
510-0900-5210	Service & Repair - Vehicle	8,000.00	286.81	2,188.52	5,811.48	0.00	5,811.48	72.64
510-0900-5218	Tire Expense	5,650.00	0.00	2,014.47	3,635.53	0.00	3,635.53	64.35
510-0900-5225	Insurance Expense - Vehicle	5,000.00	0.00	4,670.93	329.07	0.00	329.07	6.58
510-0900-5240	Equipment Rental	1,000.00	674.81	1,347.33	-347.33	1,345.04	-1,692.37	0.00
	E20 Sub Totals:	55,650.00	3,618.42	18,598.47	37,051.53	1,345.04	35,706.49	64.16
E30	Supply Expense							
510-0900-5300	Supplies - Office	4,500.00	67.96	1,237.85	3,262.15	431.33	2,830.82	62.91
510-0900-5322	Supplies - Operating	180,000.00	10,635.89	59,172.27	120,827.73	13,425.40	107,402.33	59.67
510-0900-5324	Supplies - Chemicals	3,000.00	0.00	0.00	3,000.00	0.00	3,000.00	100.00
510-0900-5326	Supplies - Lab	100.00	0.00	0.00	100.00	0.00	100.00	100.00
510-0900-5350	Postage Expense	35,000.00	2,750.38	10,091.68	24,908.32	1,925.00	22,983.32	65.67
510-0900-5360	Cost of Water	1,656,000.00	101,539.84	392,409.25	1,263,590.75	240,000.00	1,023,590.75	61.81
	E30 Sub Totals:	1,878,600.00	114,994.07	462,911.05	1,415,688.95	255,781.73	1,159,907.22	61.74
E40	Operations Expense							
510-0900-5475	Credit Card Fees	21,600.00	1,762.38	6,400.25	15,199.75	7,200.00	7,999.75	37.04
510-0900-5480	Dues & Subscriptions	7,500.00	408.31	1,907.86	5,592.14	1,575.35	4,016.79	53.56
510-0900-5515	Special Elec or Permit Fee Exp	30,000.00	0.00	0.00	30,000.00	0.00	30,000.00	100.00
510-0900-5530	Safety Program	1,500.00	101.06	437.60	1,062.40	0.00	1,062.40	70.83
510-0900-5535	Sales Tax Expense	288,000.00	20,487.76	83,786.00	204,214.00	0.00	204,214.00	70.91
	E40 Sub Totals:	348,600.00	22,759.51	92,531.71	256,068.29	8,775.35	247,292.94	70.94
E55	Professional Services							
510-0900-5550	Prof Services - Acctg & Audit	10,000.00	0.00	0.00	10,000.00	0.00	10,000.00	100.00
510-0900-5553	Prof Services - Advertising	1,000.00	483.75	852.41	147.59	157.00	-9.41	0.00
510-0900-5571	Prof Services - Engineering	22,000.00	850.95	1,701.90	20,298.10	0.00	20,298.10	92.26
510-0900-5574	Prof Services - GIS	0.00	1,359.00	1,359.00	-1,359.00	0.00	-1,359.00	0.00
510-0900-5586	Prof Services - Other	36,000.00	2,666.67	4,063.48	31,936.52	18,384.28	13,552.24	37.65
510-0900-5589	Prof Services - Printing	5,500.00	0.00	1,915.53	3,584.47	0.00	3,584.47	65.17
	E55 Sub Totals:	74,500.00	5,360.37	9,892.32	64,607.68	18,541.28	46,066.40	61.83
E60	Miscellaneous Expense							
510-0900-5604	Hardware - New & Renewals	23,900.00	626.51	790.75	23,109.25	0.00	23,109.25	96.69
510-0900-5606	IT Project & Labor	18,880.00	0.00	0.00	18,880.00	0.00	18,880.00	100.00
510-0900-5608	Software - New & Renewals	38,185.00	0.00	2,587.27	35,597.73	682.50	34,915.23	91.44
510-0900-5614	Copiers & Maintenance	7,600.00	0.00	93.93	7,506.07	45.98	7,460.09	98.16
	E60 Sub Totals:	88,565.00	626.51	3,471.95	85,093.05	728.48	84,364.57	95.26
E62	Intergovernmental Tsfr							

Account Number	Description	Budget Amount	Period Amount	YTD Amount	YTD Var	Encumbered Amount	Available	% Available
510-0900-5626	Xfer Depreciation Fd - Water	90,000.00	7,972.64	32,268.63	57,731.37	0.00	57,731.37	64.15
	E62 Sub Totals:	90,000.00	7,972.64	32,268.63	57,731.37	0.00	57,731.37	64.15
E72	Bond Expense							
510-0900-5722	Bond Principal Pmt	539,664.25	42,556.32	170,225.28	369,438.97	0.00	369,438.97	68.46
510-0900-5724	Bond Fees	0.00	166.67	666.68	-666.68	0.00	-666.68	0.00
	E72 Sub Totals:	539,664.25	42,722.99	170,891.96	368,772.29	0.00	368,772.29	68.33
E80	Fixed Assets							
510-0900-5808	Fixed Assets - Vehicles	42,500.00	0.00	0.00	42,500.00	0.00	42,500.00	100.00
510-0900-5816	Fixed Assets - Infrastructure	641,676.65	130,699.20	199,893.18	441,783.47	383.79	441,399.68	68.79
510-0900-5821	Other Equipment	15,000.00	0.00	0.00	15,000.00	0.00	15,000.00	100.00
510-0900-5822	COE Degray Project	100,000.00	0.00	0.00	100,000.00	113,786.00	-13,786.00	0.00
510-0900-5824	Depreciation Expense	800,000.00	0.00	0.00	800,000.00	0.00	800,000.00	100.00
	E80 Sub Totals:	1,599,176.65	130,699.20	199,893.18	1,399,283.47	114,169.79	1,285,113.68	80.36
E85	Interest Expense							
510-0900-5850	Interest Expense	286,330.57	18,457.24	73,828.97	212,501.60	14,395.00	198,106.60	69.19
	E85 Sub Totals:	286,330.57	18,457.24	73,828.97	212,501.60	14,395.00	198,106.60	69.19
	Expense Sub Totals:	5,915,892.02	394,405.51	1,274,261.32	4,641,630.70	415,218.29	4,226,412.41	71.44
	Dept 0900 Sub Totals:	3,414,892.02	144,405.51	-476,261.48	3,891,153.50	415,218.29		
Dept 510-0950	Wastewater							
R62	Intergovernmental Tsfrs							
510-0950-4625	Xfer from Sewer Sales	4,250,000.00	250,000.00	750,000.00	3,500,000.00	0.00	3,500,000.00	82.35
	R62 Sub Totals:	4,250,000.00	250,000.00	750,000.00	3,500,000.00	0.00	3,500,000.00	82.35
	Revenue Sub Totals:	4,250,000.00	250,000.00	750,000.00	3,500,000.00	0.00	3,500,000.00	82.35
E01	Personnel Expense							
510-0950-5000	Salary Expense	783,245.29	52,526.69	206,438.38	576,806.91	0.00	576,806.91	73.64
510-0950-5005	SWB Reimbursement	109,000.00	0.00	0.00	109,000.00	0.00	109,000.00	100.00
510-0950-5010	Overtime Expense	40,000.00	2,120.97	9,735.63	30,264.37	0.00	30,264.37	75.66
510-0950-5020	FICA Expense	63,285.78	4,106.74	16,261.64	47,024.14	0.00	47,024.14	74.30
510-0950-5022	Unemployment Expense	900.00	760.59	789.59	110.41	0.00	110.41	12.27
510-0950-5025	Worker's Comp Expense	7,128.00	0.00	9,038.61	-1,910.61	0.00	-1,910.61	0.00
510-0950-5030	APERS Expense	127,656.23	8,379.68	33,097.91	94,558.32	0.00	94,558.32	74.07
510-0950-5040	Health Insurance Expense	158,776.08	11,881.35	45,058.75	113,717.33	0.00	113,717.33	71.62
510-0950-5050	Physical & Drug Screen Exp	1,666.00	50.00	510.00	1,156.00	466.00	690.00	41.42
510-0950-5054	BYOD - Wastewater	0.00	50.00	125.00	-125.00	0.00	-125.00	0.00

Account Number	Description	Budget Amount	Period Amount	YTD Amount	YTD Var	Encumbered Amount	Available	% Available
510-0950-5055	Uniform Expense	11,000.00	146.68	557.14	10,442.86	167.17	10,275.69	93.42
510-0950-5060	Travel & Training Expense	5,000.00	410.00	897.90	4,102.10	0.00	4,102.10	82.04
	E01 Sub Totals:	1,307,657.38	80,432.70	322,510.55	985,146.83	633.17	984,513.66	75.29
E10	Building & Grounds Exp							
510-0950-5102	Repairs & Maint - Building	15,600.00	55.54	1,160.63	14,439.37	81.03	14,358.34	92.04
510-0950-5110	Utilities - Electric	288,000.00	31,136.65	105,525.22	182,474.78	0.00	182,474.78	63.36
510-0950-5111	Utilities - Gas	2,700.00	169.03	1,298.28	1,401.72	0.00	1,401.72	51.92
510-0950-5112	Utilities - Water	300.00	18.85	80.56	219.44	0.00	219.44	73.15
510-0950-5115	Communication Exp - Telephone	3,000.00	834.78	4,352.07	-1,352.07	0.00	-1,352.07	0.00
510-0950-5116	Communication Exp - Cellular	13,332.00	788.69	2,569.40	10,762.60	0.00	10,762.60	80.73
510-0950-5120	Insurance - Property	10,250.00	0.00	0.00	10,250.00	0.00	10,250.00	100.00
510-0950-5130	Sanitation	31,200.00	8,522.89	14,608.77	16,591.23	3,409.28	13,181.95	42.25
510-0950-5140	Supplies - B&G	1,560.00	0.00	87.56	1,472.44	0.00	1,472.44	94.39
510-0950-5142	Janitorial Supplies and Main	1,600.00	133.36	480.13	1,119.87	176.70	943.17	58.95
510-0950-5145	Tools	8,400.00	168.71	596.19	7,803.81	0.00	7,803.81	92.90
	E10 Sub Totals:	375,942.00	41,828.50	130,758.81	245,183.19	3,667.01	241,516.18	64.24
E20	Vehicle Expense							
510-0950-5200	Fuel Expense	30,000.00	2,657.25	8,176.37	21,823.63	0.00	21,823.63	72.75
510-0950-5210	Service & Repair - Vehicle	33,000.00	1,153.09	7,475.95	25,524.05	7,938.75	17,585.30	53.29
510-0950-5218	Tire Expense	8,400.00	0.00	1,483.93	6,916.07	0.00	6,916.07	82.33
510-0950-5225	Insurance Expense - Vehicle	9,000.00	0.00	6,222.59	2,777.41	198.44	2,578.97	28.66
510-0950-5240	Equipment Rental	950.00	674.83	1,347.36	-397.36	1,345.06	-1,742.42	0.00
	E20 Sub Totals:	81,350.00	4,485.17	24,706.20	56,643.80	9,482.25	47,161.55	57.97
E30	Supply Expense							
510-0950-5300	Supplies - Office	4,800.00	745.96	1,635.37	3,164.63	431.33	2,733.30	56.94
510-0950-5322	Supplies - Operating	277,804.33	28,367.80	66,021.16	211,783.17	30,576.82	181,206.35	65.23
510-0950-5324	Supplies - Chemicals	160,000.00	32,099.31	78,803.16	81,196.84	3,173.30	78,023.54	48.76
510-0950-5326	Supplies - Lab	32,500.00	4,617.27	8,410.12	24,089.88	16,000.00	8,089.88	24.89
510-0950-5350	Postage Expense	24,000.00	1,750.38	5,091.67	18,908.33	1,925.00	16,983.33	70.76
	E30 Sub Totals:	499,104.33	67,580.72	159,961.48	339,142.85	52,106.45	287,036.40	57.51
E40	Operations Expense							
510-0950-5475	Credit Card Fees	21,200.00	1,762.37	6,400.25	14,799.75	14,400.00	399.75	1.89
510-0950-5480	Dues & Subscriptions	15,600.00	413.27	7,990.67	7,609.33	1,575.35	6,033.98	38.68
510-0950-5530	Safety Program	1,500.00	101.06	976.47	523.53	0.00	523.53	34.90
510-0950-5540	Equip Purchase - I & I	10,000.00	0.00	0.00	10,000.00	0.00	10,000.00	100.00
510-0950-5541	Outside Contractors- I & I	300,000.00	0.00	0.00	300,000.00	0.00	300,000.00	100.00
510-0950-5542	Service & Repair - I & I	15,000.00	0.00	0.00	15,000.00	0.00	15,000.00	100.00

Account Number	Description	Budget Amount	Period Amount	YTD Amount	YTD Var	Encumbered Amount	Available	% Available
	E40 Sub Totals:	363,300.00	2,276.70	15,367.39	347,932.61	15,975.35	331,957.26	91.37
E55	Professional Services							
510-0950-5550	Prof Services - Acctg & Audit	12,000.00	0.00	0.00	12,000.00	0.00	12,000.00	100.00
510-0950-5553	Prof Services - Advertising	1,500.00	483.75	483.75	1,016.25	157.00	859.25	57.28
510-0950-5571	Prof Services - Engineering	20,000.00	850.95	1,701.90	18,298.10	0.00	18,298.10	91.49
510-0950-5574	Prof Services - GIS	0.00	1,359.00	1,359.00	-1,359.00	0.00	-1,359.00	0.00
510-0950-5586	Prof Services - Other	25,000.00	2,666.67	4,080.83	20,919.17	654.26	20,264.91	81.06
510-0950-5589	Prof Services - Printing	5,000.00	0.00	1,849.83	3,150.17	65.40	3,084.77	61.70
	E55 Sub Totals:	63,500.00	5,360.37	9,475.31	54,024.69	876.66	53,148.03	83.70
E60	Miscellaneous Expense							
510-0950-5604	Hardware - New & Renewals	23,900.00	604.21	604.21	23,295.79	0.00	23,295.79	97.47
510-0950-5606	IT Project & Labor	16,380.00	0.00	0.00	16,380.00	0.00	16,380.00	100.00
510-0950-5608	Software - New & Renewals	56,230.00	0.00	2,551.63	53,678.37	682.50	52,995.87	94.25
510-0950-5614	Copiers & Maintenance	7,600.00	0.00	93.91	7,506.09	28.00	7,478.09	98.40
	E60 Sub Totals:	104,110.00	604.21	3,249.75	100,860.25	710.50	100,149.75	96.20
E62	Intergovernmental Tsfr							
510-0950-5626	Xfer to Other	0.00	9,820.79	39,706.68	-39,706.68	0.00	-39,706.68	0.00
	E62 Sub Totals:	0.00	9,820.79	39,706.68	-39,706.68	0.00	-39,706.68	0.00
E72	Bond Expense							
510-0950-5722	Bond Principal Pmt	626,171.66	49,165.73	196,662.92	429,508.74	0.00	429,508.74	68.59
510-0950-5724	Bond Fees	0.00	0.00	0.00	0.00	0.00	0.00	0.00
	E72 Sub Totals:	626,171.66	49,165.73	196,662.92	429,508.74	0.00	429,508.74	68.59
E80	Fixed Assets							
510-0950-5810	Fixed Assets - Equipment	15,000.00	0.00	0.00	15,000.00	0.00	15,000.00	100.00
510-0950-5816	Fixed Assets - Infrastructure	1,727,297.62	153,282.66	281,413.40	1,445,884.22	417,563.07	1,028,321.15	59.53
510-0950-5819	Project - Dewatering Facility	75,000.00	0.00	0.00	75,000.00	0.00	75,000.00	100.00
510-0950-5824	Depreciation Expense	1,100,000.00	0.00	0.00	1,100,000.00	0.00	1,100,000.00	100.00
	E80 Sub Totals:	2,917,297.62	153,282.66	281,413.40	2,635,884.22	417,563.07	2,218,321.15	76.04
E85	Interest Expense							
510-0950-5850	Interest Expense	239,470.63	22,898.31	91,593.24	147,877.39	0.00	147,877.39	61.75
	E85 Sub Totals:	239,470.63	22,898.31	91,593.24	147,877.39	0.00	147,877.39	61.75
	Expense Sub Totals:	6,577,903.62	437,735.86	1,275,405.73	5,302,497.89	501,014.46	4,801,483.43	72.99
	Dept 0950 Sub Totals:	2,327,903.62	187,735.86	525,405.73	1,802,497.89	501,014.46		

Account Number	Description	Budget Amount	Period Amount	YTD Amount	YTD Var	Encumbered Amount	Available	% Available
	Fund Revenue Sub Totals:	6,751,000.00	500,000.00	2,500,522.80	4,250,477.20	0.00	4,250,477.20	62.96
	Fund Expense Sub Totals:	12,493,795.64	832,141.37	2,549,667.05	9,944,128.59	916,232.75	9,027,895.84	72.26
	Fund 510 Sub Totals:	5,742,795.64	332,141.37	49,144.25	5,693,651.39	916,232.75		
Fund 515	Stormwater Utility Fund							
Dept 515-0140	Stormwater							
R62	Intergovernmental Tsfrs							
515-0140-4625	Xfer from Water Revenue Fund	280,200.00	25,098.00	95,028.00	185,172.00	0.00	185,172.00	66.09
	R62 Sub Totals:	280,200.00	25,098.00	95,028.00	185,172.00	0.00	185,172.00	66.09
R85	Interest Revenue							
515-0140-4850	Interest Revenue	0.00	10.72	40.94	-40.94	0.00	-40.94	0.00
	R85 Sub Totals:	0.00	10.72	40.94	-40.94	0.00	-40.94	0.00
	Revenue Sub Totals:	280,200.00	25,108.72	95,068.94	185,131.06	0.00	185,131.06	66.07
E80	Fixed Assets							
515-0140-5816	Fixed Assets - Infrastructure	416,554.59	85,573.81	92,273.72	324,280.87	72,424.09	251,856.78	60.46
	E80 Sub Totals:	416,554.59	85,573.81	92,273.72	324,280.87	72,424.09	251,856.78	60.46
	Expense Sub Totals:	416,554.59	85,573.81	92,273.72	324,280.87	72,424.09	251,856.78	60.46
	Dept 0140 Sub Totals:	136,354.59	60,465.09	-2,795.22	139,149.81	72,424.09		
	Fund Revenue Sub Totals:	280,200.00	25,108.72	95,068.94	185,131.06	0.00	185,131.06	66.07
	Fund Expense Sub Totals:	416,554.59	85,573.81	92,273.72	324,280.87	72,424.09	251,856.78	60.46
	Fund 515 Sub Totals:	136,354.59	60,465.09	-2,795.22	139,149.81	72,424.09		
Fund 525	Depreciation - WW							
Dept 525-0950	Wastewater							
R62	Intergovernmental Tsfrs							
525-0950-4625	Xfer from Water	0.00	17,793.43	71,975.31	-71,975.31	0.00	-71,975.31	0.00
	R62 Sub Totals:	0.00	17,793.43	71,975.31	-71,975.31	0.00	-71,975.31	0.00
	Revenue Sub Totals:	0.00	17,793.43	71,975.31	-71,975.31	0.00	-71,975.31	0.00
	Dept 0950 Sub Totals:	0.00	-17,793.43	-71,975.31	71,975.31	0.00		

Account Number	Description	Budget Amount	Period Amount	YTD Amount	YTD Var	Encumbered Amount	Available	% Available
	Fund Revenue Sub Totals:	0.00	17,793.43	71,975.31	-71,975.31	0.00	-71,975.31	0.00
	Fund Expense Sub Totals:	0.00	0.00	0.00	0.00	0.00	0.00	0.00
	Fund 525 Sub Totals:	0.00	-17,793.43	-71,975.31	71,975.31	0.00		
Fund 530	Sub-Div Impact Water							
Dept 530-0900	Water							
R62	Intergovernmental Tsfrs							
530-0900-4625	Xfer from Water	2,000.00	0.00	0.00	2,000.00	0.00	2,000.00	100.00
	R62 Sub Totals:	2,000.00	0.00	0.00	2,000.00	0.00	2,000.00	100.00
	Revenue Sub Totals:	2,000.00	0.00	0.00	2,000.00	0.00	2,000.00	100.00
	Dept 0900 Sub Totals:	-2,000.00	0.00	0.00	-2,000.00	0.00		
	Fund Revenue Sub Totals:	2,000.00	0.00	0.00	2,000.00	0.00	2,000.00	100.00
	Fund Expense Sub Totals:	0.00	0.00	0.00	0.00	0.00	0.00	0.00
	Fund 530 Sub Totals:	-2,000.00	0.00	0.00	-2,000.00	0.00		
Fund 535	Sub-Div Impact WW							
Dept 535-0950	Wastewater							
R62	Intergovernmental Tsfrs							
535-0950-4625	Xfer from Water Ord 2006-09	2,000.00	0.00	0.00	2,000.00	0.00	2,000.00	100.00
	R62 Sub Totals:	2,000.00	0.00	0.00	2,000.00	0.00	2,000.00	100.00
R85	Interest Revenue							
535-0950-4850	Interest Revenue	0.00	0.91	3.40	-3.40	0.00	-3.40	0.00
	R85 Sub Totals:	0.00	0.91	3.40	-3.40	0.00	-3.40	0.00
	Revenue Sub Totals:	2,000.00	0.91	3.40	1,996.60	0.00	1,996.60	99.83
	Dept 0950 Sub Totals:	-2,000.00	-0.91	-3.40	-1,996.60	0.00		
	Fund Revenue Sub Totals:	2,000.00	0.91	3.40	1,996.60	0.00	1,996.60	99.83
	Fund Expense Sub Totals:	0.00	0.00	0.00	0.00	0.00	0.00	0.00

Account Number	Description	Budget Amount	Period Amount	YTD Amount	YTD Var	Encumbered Amount	Available	% Available
	Fund 535 Sub Totals:	-2,000.00	-0.91	-3.40	-1,996.60	0.00		
Fund 550	Impact - Water							
Dept 550-0900	Water							
R62	Intergovernmental Tsfrs							
550-0900-4625	Xfer frWaterOrd1997-3, 2010-18	35,000.00	8,874.00	21,172.00	13,828.00	0.00	13,828.00	39.51
	R62 Sub Totals:	35,000.00	8,874.00	21,172.00	13,828.00	0.00	13,828.00	39.51
R85	Interest Revenue							
550-0900-4850	Interest Revenue	0.00	2.42	8.21	-8.21	0.00	-8.21	0.00
	R85 Sub Totals:	0.00	2.42	8.21	-8.21	0.00	-8.21	0.00
	Revenue Sub Totals:	35,000.00	8,876.42	21,180.21	13,819.79	0.00	13,819.79	39.49
	Dept 0900 Sub Totals:	-35,000.00	-8,876.42	-21,180.21	-13,819.79	0.00		
	Fund Revenue Sub Totals:	35,000.00	8,876.42	21,180.21	13,819.79	0.00	13,819.79	39.49
	Fund Expense Sub Totals:	0.00	0.00	0.00	0.00	0.00	0.00	0.00
	Fund 550 Sub Totals:	-35,000.00	-8,876.42	-21,180.21	-13,819.79	0.00		
Fund 555	Impact - WW							
Dept 555-0950	Wastewater							
R62	Intergovernmental Tsfrs							
555-0950-4625	Xfer from Water Ord 1997-03	35,000.00	5,500.00	17,325.00	17,675.00	0.00	17,675.00	50.50
	R62 Sub Totals:	35,000.00	5,500.00	17,325.00	17,675.00	0.00	17,675.00	50.50
R85	Interest Revenue							
555-0950-4850	Interest Revenue	0.00	1.98	6.64	-6.64	0.00	-6.64	0.00
	R85 Sub Totals:	0.00	1.98	6.64	-6.64	0.00	-6.64	0.00
	Revenue Sub Totals:	35,000.00	5,501.98	17,331.64	17,668.36	0.00	17,668.36	50.48
	Dept 0950 Sub Totals:	-35,000.00	-5,501.98	-17,331.64	-17,668.36	0.00		
	Fund Revenue Sub Totals:	35,000.00	5,501.98	17,331.64	17,668.36	0.00	17,668.36	50.48
	Fund Expense Sub Totals:	0.00	0.00	0.00	0.00	0.00	0.00	0.00
	Fund 555 Sub Totals:	-35,000.00	-5,501.98	-17,331.64	-17,668.36	0.00		

Account Number	Description	Budget Amount	Period Amount	YTD Amount	YTD Var	Encumbered Amount	Available	% Available
Fund 560	Salem Royalty							
Dept 560-0900	Water							
R62	Intergovernmental Tsfrs							
560-0900-4625	Xfer from Water	600.00	44.80	183.20	416.80	0.00	416.80	69.47
	R62 Sub Totals:	600.00	44.80	183.20	416.80	0.00	416.80	69.47
R85	Interest Revenue							
560-0900-4850	Interest Revenue	0.00	1.88	7.05	-7.05	0.00	-7.05	0.00
	R85 Sub Totals:	0.00	1.88	7.05	-7.05	0.00	-7.05	0.00
	Revenue Sub Totals:	600.00	46.68	190.25	409.75	0.00	409.75	68.29
E60	Miscellaneous Expense							
560-0900-5602	Royalty Payment	600.00	0.00	11.40	588.60	0.00	588.60	98.10
	E60 Sub Totals:	600.00	0.00	11.40	588.60	0.00	588.60	98.10
	Expense Sub Totals:	600.00	0.00	11.40	588.60	0.00	588.60	98.10
	Dept 0900 Sub Totals:	0.00	-46.68	-178.85	178.85	0.00		
	Fund Revenue Sub Totals:	600.00	46.68	190.25	409.75	0.00	409.75	68.29
	Fund Expense Sub Totals:	600.00	0.00	11.40	588.60	0.00	588.60	98.10
	Fund 560 Sub Totals:	0.00	-46.68	-178.85	178.85	0.00		
Fund 604	W/WW Ref Rev 2017 Bd Fr							
Dept 604-0000	Water and WW							
R85	Interest Revenue							
604-0000-4850	Interest Revenue	0.00	151.58	249.18	-249.18	0.00	-249.18	0.00
604-0000-4855	Gain on Investment	0.00	50,365.17	201,460.68	-201,460.68	0.00	-201,460.68	0.00
	R85 Sub Totals:	0.00	50,516.75	201,709.86	-201,709.86	0.00	-201,709.86	0.00
	Revenue Sub Totals:	0.00	50,516.75	201,709.86	-201,709.86	0.00	-201,709.86	0.00
E72	Bond Expense							
604-0000-5724	Bond Fees	0.00	166.67	666.68	-666.68	0.00	-666.68	0.00
	E72 Sub Totals:	0.00	166.67	666.68	-666.68	0.00	-666.68	0.00
	Expense Sub Totals:	0.00	166.67	666.68	-666.68	0.00	-666.68	0.00

Account Number	Description	Budget Amount	Period Amount	YTD Amount	YTD Var	Encumbered Amount	Available	% Available
	Dept 0000 Sub Totals:	0.00	-50,350.08	-201,043.18	201,043.18	0.00		
	Fund Revenue Sub Totals:	0.00	50,516.75	201,709.86	-201,709.86	0.00	-201,709.86	0.00
	Fund Expense Sub Totals:	0.00	166.67	666.68	-666.68	0.00	-666.68	0.00
	Fund 604 Sub Totals:	0.00	-50,350.08	-201,043.18	201,043.18	0.00		
Fund 606	W/WW Ref Rev Bonds 2017 DSR							
Dept 606-0000	Water and WW							
R85	Interest Revenue							
606-0000-4850	Interest Revenue	0.00	517.75	1,999.56	-1,999.56	0.00	-1,999.56	0.00
	R85 Sub Totals:	0.00	517.75	1,999.56	-1,999.56	0.00	-1,999.56	0.00
	Revenue Sub Totals:	0.00	517.75	1,999.56	-1,999.56	0.00	-1,999.56	0.00
	Dept 0000 Sub Totals:	0.00	-517.75	-1,999.56	1,999.56	0.00		
	Fund Revenue Sub Totals:	0.00	517.75	1,999.56	-1,999.56	0.00	-1,999.56	0.00
	Fund Expense Sub Totals:	0.00	0.00	0.00	0.00	0.00	0.00	0.00
	Fund 606 Sub Totals:	0.00	-517.75	-1,999.56	1,999.56	0.00		
	Revenue Totals:	48,364,792.20	3,993,342.22	16,585,635.36	31,779,156.84	0.00	31,779,100.84	65.71
	Expense Totals:	65,565,039.06	4,041,634.78	17,099,412.59	48,465,626.47	2,461,086.38	46,004,540.09	70.17
	Report Totals:	17,200,246.86	48,292.56	513,777.23	16,686,469.63	2,461,142.38		

RESOLUTION NO. 2019 _____

A RESOLUTION PROVIDING FOR THE ADOPTION OF AN AMENDED BUDGET FOR THE CITY OF BRYANT FOR THE TWELVE MONTH PERIOD BEGINNING JANUARY 1, 2019 AND ENDING DECEMBER 31, 2019

WHEREAS, the City of Bryant, Arkansas adopted a budget for The City of Bryant on December 18, 2018, recorded as Resolution 2018-44, and

WHEREAS, the City of Bryant, Arkansas, desires to amend said Budget for Fiscal Year 2019 as attached.

NOW, THEREFORE, BE IT RESOLVED BY THE CITY COUNCIL OF BRYANT, ARKANSAS THAT:

Section 1. This resolution (with attachment) shall be known as the amended budget resolution for the City of Bryant, Arkansas, for the twelve (12) month period beginning January 1, 2019 and ending December 31, 2019.

• General Fund	552,000.00	
• Street Fund	259,000.00	
• Water Operating Fund 510	137,500.00	
• Stormwater Fund	0.00	Νετ
• W.WW Depreciation Fund	(210,000.00)	

Section 2. The amended city budget for the calendar year 2019 is hereby amended and adopted to read as attached.

PASSED AND APPROVED this 28th day of May, 2019.

APPROVED:

_____
Allen E. Scott, Mayor

ATTEST:

_____
Sue Ashcraft, City Clerk

Approved as to Form:

_____
Josh Farmer, City Attorney

General Ledger
Budget Adjustment List

Account Number	Description	Original Budget	New Budget	Transfer Amt	Transaction Description
FUND 001 - General Fund					
DEPT 0100 - Administration					
001-0100-5000	Salary Expense	583,261.19	608,261.19	25,000.00	$15K 2% inc half year, $6K Finance Changes, $4K HR Changes - estimates pending how unfilled positions affect these
001-0100-5102	Repairs & Maint - Building	6,687.40	14,187.40	7,500.00	Repairs to City Hall Roof Estimated for three or four trouble areas per Maintenance
001-0100-5583	Prof Services - Legal	25,000.00	13,000.00	-12,000.00	Legal to be split correctly out to affected depts and Misc.
DEPT 0120 - Planning & Development					
001-0120-5000	Salary Expense	117,998.08	119,498.08	1,500.00	Potential affect of 2% increase half year to be covered by Sales Tax over forecast
DEPT 0140 -					
001-0140-5626	Xfer to Other	0.00	500,000.00	500,000.00	Transfer from savings to Stormwater Fund and Street Fund for Stormwater in Right of ways
DEPT 0200 - Animal Control					
001-0200-5000	Salary Expense	164,609.50	167,109.50	2,500.00	Potential affect of 2% increase half year to be covered by Sales Tax over forecast
DEPT 0300 - Court					
001-0300-5000	Salary Expense	251,819.40	255,319.40	3,500.00	Potential affect of 2% increase half year to be covered by Sales Tax over forecast
DEPT 0400 - Parks					
001-0400-5000	Salary Expense	337,020.31	345,020.31	8,000.00	Potential affect of 2% increase half year to be covered by Sales Tax over forecast
DEPT 0420 - Parks - Midland					
001-0420-5112	Utilities - Water	0.00	5,000.00	5,000.00	Parks is adding Water Services at Midland Park, regular annual spend on this is estimated to be $5000
DEPT 0430 - Parks - Bishop					
001-0430-5000	Salary Expense	352,687.38	360,687.38	8,000.00	Potential affect of 2% increase half year to be covered by Sales Tax over forecast
DEPT 0700 - Code Enforcement					
001-0700-5000	Salary Expense	223,591.62	226,591.62	3,000.00	Potential affect of 2% increase half year to be covered by Sales Tax over forecast
	General Fund Totals	2,062,674.88	2,614,674.88	552,000.00	
FUND 080 - Street Fund					
DEPT 0140 - Stormwater					
080-0140-5000	Salary Expense	110,888.90	112,638.90	1,750.00	Potential affect of 2% increase half year to be covered by Sales Tax over forecast
DEPT 0800 - Street					
080-0800-5000	Salary Expense	524,539.05	531,789.05	7,250.00	Potential affect of 2% increase half year to be covered by Sales Tax over forecast - Director feels this willl be covered
080-0800-5142	Janitorial Supplies and Main	2,000.00	4,000.00	2,000.00	Rebidding Janitorial Services, issues Transfer from 080-0800-5322
080-0800-5322	Supplies - Operating	140,000.00	138,000.00	-2,000.00	Rebidding Janitorial Services, issues Transfer to 080-0800-5142
080-0800-5828	Projects	892,780.43	1,142,780.43	250,000.00	Increase of $250K from $1mil placeholder from Gen Fund Savings to use for Stormwater in Street Right of Ways
	Street Fund Totals	1,670,208.38	1,929,208.38	259,000.00	
FUND 510 - Water Operating Fund					
DEPT 0900 - Water					
510-0900-5000	Salary Expense	468,189.80	474,689.80	6,500.00	Potential affect of 2% increase half year to be covered by Sales Tax over forecast PW Dir feels this will be covered in this lin
510-0900-5142	Janitorial Supplies and Main	1,850.00	3,850.00	2,000.00	Rebidding Janitorial Services, issues Transfer from 510-0900-5322
510-0900-5322	Supplies - Operating	180,000.00	178,000.00	-2,000.00	Rebidding Janitorial Services, issues Transfer to 510-0900-5142
DEPT 0950 - Wastewater					
510-0950-5000	Salary Expense	783,245.29	794,245.29	11,000.00	Potential affect of 2% increase half year to be covered by Sales Tax over forecast PW Dir feels this will be covered in this lin
510-0950-5142	Janitorial Supplies and Main	1,600.00	3,600.00	2,000.00	Rebidding Janitorial Services, issues Transfer from 510-0950-5322
510-0950-5322	Supplies - Operating	277,804.33	275,804.33	-2,000.00	Rebidding Janitorial Services, issues Transfer to 510-0950-5142
510-0950-5626	Xfer to Other	0.00	120,000.00	120,000.00	Accounting for the Depreciation Transfers out of Water Billing each month
	Water.WW Operating Fund Totals	1,712,689.42	1,850,189.42	137,500.00	
FUND 515 - Stormwater Utility Fund					
DEPT 0140 - Stormwater					
515-0140-4627	Xfer from Other	0.00	-250,000.00	-250,000.00	Transfer from GF Savings
515-0140-5816	Fixed Assets - Infrastructure	416,554.59	666,554.59	250,000.00	Increase of $250K from $1mil placeholder from Gen Fund Savings to use for Stormwater
	Stormwater Fund Totals	416,554.59	416,554.59	0.00	
FUND 525 - Depreciation - WW					
DEPT 0950 - Wastewater					
525-0950-4625	Xfer from Water	0.00	-210,000.00	-210,000.00	Accounting for the Depreciation Transfers out of Water Billing each month

RESOLUTION NO. 2019 -X

RESOLUTION ACCEPTING PROOF OF RECORD DESTRUCTION AUTHORIZED BY ORDINANCE NO. 2019-07

WHEREAS, The City of Bryant City Council Authorized the destruction of certain records via the authority granted in Ordinance No. 2019-07, adopted April 26, 2019;

WHEREAS, Under that Ordinance, City Policy and State Law, an affidavit from witnessing officials is necessary to certify the destruction of authorized documents occurred; and

WHEREAS, attached hereto are the affidavits of City of Bryant Officials who witnessed and certify that the authorized records were transferred to a Gone for Good Shredding, for destruction by that service within the parameters of their agreement with the City of Bryant; and

WHEREAS, The City Council accepts that the authorized documents have been removed from the possession of the City of Bryant and are thereby destroyed under City Ordinance, City Policy and according to authorizing State Law.

NOW THEREFORE, BE IT RESOLVED BY THE CITY COUNCIL OF THE CITY OF BRYANT, ARKANSAS

Section 1. The City Council of the City of Bryant accepts the attached documents as proof of destruction of the approved documents per Ordinance No. 2019-07.

Section 2. Any resolution, resolution section, policy, or directive in conflict with this Resolution is repealed or amended to reflect and achieve the purposes stated herein.

PASSED AND APPROVED this _____ day of May, 2019.

APPROVED:

_____

Allen E. Scott, Mayor

ATTEST:

_____

Sue Ashcraft, City Clerk

Approved as to Form:

_____

Josh Farmer, City Attorney

AFFIDAVIT OF:
BUTCH HIGGINBOTHAM
And JIMMY ASHLEY
DESTRUCTION OF CITY RECORDS PER A.C.A 14-59-114

STATE OF ARKANSAS

COUNTY OF SALINE

Before the undersigned, duly qualified, commissioned, and acting in and for said County and State, appeared **Butch Higginbotham**, City Council Member, Ward 3, Position 2, and **Jimmy Ashley**, City of Bryant employee, satisfactorily proven to be the affiants herein, who state the following under oath:

I Butch Higginbotham am City Council Member, representing Ward 3, Position 2 for the City of Bryant.

I, Jimmy Ashley, am a City of Bryant City employee.

I, Jimmy Ashley J. A. (initials) and Butch Higginbotham BH (initials), am providing this affidavit based upon my personal experience and observation and in accordance with Arkansas Code Annotated § 14-59-114, and pursuant to the City of Bryant Record Retention and Destruction Policy as adopted by City Council Resolution 2015-05.

I was personally present for the transfer of certain documents, identified in the attached Exhibit "A" prepared by the City of Bryant Departments Listed, and approved to be destroyed by Ordinance 2019-07, approved on April 30, 2019, to *Gone for Good Shredding*, of 9720 N. Rodney Parham Road, Little Rock, Arkansas, 72227

I, Jimmy Ashley J. A. (initials) and Butch Higginbotham BH (initials), met the representative of *Gone for Good Shredding* at the City of Bryant City Hall, on May 14, 2019, where 18 boxes of city records, as identified in the attached Exhibit "A", were provided to the representative for destruction in accordance with *Gone for Good Shredding* policy and practice.

* 2-of 5

Jimmy Ashley J. A. (initials) and Butch Higginbotham BH (initials)

IN WITNESS WHEREOF, I hereunto set my hand this ____ day of May 14, 2019.

Butch Higginbotham
Butch Higginbotham

SUBSCRIBED AND SWORN to before me this 14th day of May 14, 2019.

Alisha Runnells
Notary Public

My commission expires:

6-11-24

ALISHA L. RUNNELLS
Notary Public-Arkansas
Saline County
My Commission Expires 06-11-2024
Commission # 12399611

-AND-

Jimmy Ashley
Jimmy Ashley

SUBSCRIBED AND SWORN to before me this 14th day of May 14, 2019.

Alisha Runnells
Notary Public

My commission expires:

6-11-24

ALISHA L. RUNNELLS
Notary Public-Arkansas
Saline County
My Commission Expires 06-11-2024
Commission # 12399611

Jimmy Ashley J.A. (initials) and Butch Higginbotham BH (initials)

CITY OF BRYANT, AR

Records Storage Inventory Sheets

2019

Council Member Signature R. E. Higginbotham

Finance Department

Date 5-14-19 **Department Head Signature**

The above Department Head requests that the following below described records be certified to the Council for destruction. The Department Head further states that these records have exceeded all retention dates and are no longer needed by this department or the City of Bryant.

#	Related Fund/Misc. Information	Description	Year
1	FIN15-024	2013 Jan - Dec Payroll Misc.	2013
2	FIN15-028	2014 AP Verizon	2014
3	FIN15-029/30	2014 Bishop Park Contract labor AP	2014
4	FIN15-020	2014 Jan-Dec Cash Receipts in Springbrook	2014
5	FIN15-022	2014 Jan-Dec Cash Receipts from Active Net	2014
6	FIN15-037	2014 Payroll Related AP - Ins. Deduct, LOPFI, APERS, etc. 2 of 2	2014
7	FIN15-032	2014 Payroll Related AP - Ins. Deduct, LOPFI, APERS, etc. 1 of 2	2014
8	#004	2014 Credit Cards Sept - Dec	2014
9	FIN -038	2014 Cash Receipts	2014
10	FIN15-027	2014 AP Rec. Books (2005-2014)	2014 and before
11	FIN -006	2014 Credit Cards May - August	2014
12	FIN - 002	2014 Jan - Dec AP Invoices A-F for Water/WW	2014
13	FIN -001	2014 Jan - Dec AP Invoices G-Z for Water/WW	2014
14	FIN15-023	2014 Jan - Dec Cash Receipts in Active Net	2014
15	NA	2013 C-D AP	2013
16	CDs	2010-2014 Finance and Personnel Meeting CDs	2010-2014
17	FIN15-025	2013 Jan - Dec Payroll Misc.	2013
18	#005	2014 Credit Cards Jan - April	2014
19			
20			
21			
22			
23			
24			
25			
26			
27			
28			
29			
30			
31			

+ 4 of 5

GONE FOR GOOD
NAID AAA CERTIFIED

Gone for Good Shredding
9720 N. Rodney Parham Rd. · Little Rock, AR 72227
(501) 228-3827 Fax (501)-978-2828

Tuesday, May 14, 2019 | **Off-Site** | **Ticket # 29977**

City of Bryant
Municipal Building-City Hall
210 SW. 3rd St.
Bryant, AR 72022

Contacts
Joe Thomas (501)425-5204

Directions

Service Date 5/14/19-
Service 1:00-1:30 pm call in advance
18 boxes

Special Instructions

Routine Instructions

Room	*Description*	*Container*	*Service Item*	*Qty*	*Actual*
	Boxes (count)		Boxes (count)	0.00	
	Boxes (weight)		Boxes (weight)	0.00	

Time In: 1:00 **Time Out:** 1:30 **Driver:** Vince **Quantity:** +/-

Service / Comments

P.U. 18 Boxes

Gone for Good Shredding hereby certifies that the materials received on the above date will be confidentially handled and destroyed and that the shredded material will then be recycled. A certificate of destruction will be included on your invoice.

X _____

5 of 5

ORDINANCE NO. 2019 _____

AN ORDINANCE TO WAIVE THE COMPETITIVE BIDDING PROCESS FOR IT SERVICES AND FOR OTHER PURPOSES.

WHEREAS, it is in the best interest of the City of Bryant to maintain minimum IT standards while a permanent employee solution can be found, and

WHEREAS, we have maintained excellent service with Complete Computing for smaller projects, and

NOW, THEREFORE, BE IT ORDAINED BY THE CITY COUNCIL OF THE CITY OF BRYANT, SALINE COUNTY, ARKANSAS:

Section 1. The continued minimal temporary use of Complete Computing for IT Service needs presents an exceptional situation where the bidding process is hereby deemed not feasible or practical.

Section 2. The taking of competitive bids is hereby waived in the purchase of these IT Services.

Section 3. The Department heads are hereby authorized to make such purchases with the approval of the Mayor.

Section 4. Whereas this is an exceptional situation and the IT Services are needed to facilitate the work of the Personnel of the Bryant Fire Department and Citizens of the City of Bryant, Saline County, Arkansas, an Emergency is Declared; and this Ordinance shall be effective from and after its date of passage.

PASSED AND APPROVED this _____day of _____, 2019.

_____

Allen E. Scott, Mayor

ATTEST:

_____

Sue Ashcraft, City Clerk

Approved as to Form:

_____

Josh Farmer, City Attorney

RESOLUTION NO. 2019 - _____

RESOLUTION REGARDING AN UPDATED POSITION DESCRIPTION AND COMPENSATION PLAN FOR CITY ENGINEER FOR THE CITY OF BRYANT

WHEREAS, The City Council of the City of Bryant desires to adopt the updated position description and compensation plan for said position;

NOW THEREFORE, BE IT RESOLVED BY THE CITY COUNCIL OF THE CITY OF BRYANT, ARKANSAS THAT:

Section 1. The City Council of the City of Bryant hereby adopts the attached position description for the position of City Engineer.

Section 2. The salary range for the City Engineer position shall fall within the range suggested by the most recently adopted JESAP study. The 2019 adopted JESAP study suggests the following salary range for the position:

Minimum	Midpoint	Maximum
$67,415	$84,269	$101,123

PASSED AND APPROVED this _____day of _____, 2019.

APPROVED:

_____
Allen E. Scott, Mayor

ATTEST:

_____
Sue Ashcraft, City Clerk

Approved as to Form:

_____
Josh Farmer, City Attorney

City of Bryant - 2019
City Engineer
Job Description

Exempt:	Yes
Department:	
Reports To	Mayor
Location:	Public Works
Date Prepared:	January 22, 2019
Date Revised:	May 21, 2019

GENERAL DESCRIPTION OF POSITION
Responsible for complex and professional engineering work relating to project/construction activities in operations, installation, maintenance, repair, expansion, and relocation of public works infrastructure. additionally, this position works with Planning, Code enforcement, the City Attorney, other Department heads and the Mayor to resolve issues associated with projects in the city.

ESSENTIAL DUTIES AND RESPONSIBILITIES
1. Implements Public Works construction projects, which include the design of plans and specifications.

2. Performs or oversees construction inspections for streets, drainage,, sewer, and water projects.

3. Prepares documents and budget requests; administers adopted budget in assigned area of responsibility.

4. Assures as-built records of projects, and documents necessary changes for the operation and maintenance programs.

5. Oversees the collection and maintenance of information regarding utility permits and street use permits.

6. Monitors the effectiveness of all engineering programs and projects.

7. Actively reviews procedures in regards to the safety, health, and hazard laws and regulations and monitors training needs.

8. Oversees the extensive CAD/GIS mapping for city-wide inventory of infrastructure.

9. Evaluates utilities capacity, and makes engineering recommendations to correct any deficiencies.

10. Active member at Development Review Committee (DRC) and provide support/attendance of MetroPlan, Planning Commission, and Water/Wastewater Commission.

11. Analyzes trends, such as population and industrial growth of area being served to determine adequacy of current treatment plant facilities and to project community demands for future facilities.

12. Develops plans to meet and serve expanding community needs.

13. Inspects projects to confirm conformance to specifications and generates historically reporting.

14. Confers with administrative and technical personnel and personnel to coordinate departmental activities.

15. Evaluates new developments in materials, tools, and equipment to recommend or deny purchase.

16. Prepares budget estimates based on anticipated needs of department and manages actual expenditures within approved budget.

17. Maintains as-built plans of work completed.

18. Ability to interact with team members.

19. Other duties as assigned by Mayor.

20. Perform any other related duties as required or assigned.

QUALIFICATIONS
To perform this job successfully, an individual must be able to perform each essential duty mentioned satisfactorily. The requirements listed below are representative of the knowledge, skill, and/or ability required.

EDUCATION AND EXPERIENCE
Technical degree required in such disciplines as Computer Engineering, CPA, etc, plus 9 to 10 years related experience and/or training, and 8 years related management experience, or equivalent combination of education and experience.

COMMUNICATION SKILLS
Ability to read, analyze, and understand the most complex documents; Ability to respond effectively to the most sensitive inquiries or complaints; Ability to write speeches and articles using original or innovative techniques or style; Ability to make effective and persuasive speeches and presentations on controversial or complex topics to top management, public groups, and/or boards of directors.

MATHEMATICAL SKILLS
Ability to comprehend and apply principles of advanced calculus, modern algebra, and advanced statistical theory.

CRITICAL THINKING SKILLS
Ability to define problems, collect data, establish facts, and draw valid conclusions. Ability to interpret an extensive variety of technical instructions in mathematical or diagram form and deal with several abstract and concrete variables.

REQUIRED CERTIFICATES, LICENSES, REGISTRATIONS
Baccalaureate Degree in engineering from an accredited Engineering Program.
Professional Engineer Licensed in the State of Arkansas
State Wastewater Class III License
Possess a valid Arkansas Class D Drivers License during the duration of employment

PREFERRED CERTIFICATES, LICENSES, REGISTRATIONS
Not indicated.

SOFTWARE SKILLS REQUIRED

Advanced: Spreadsheet
Intermediate: Word Processing/Typing
Basic: Accounting, Database, Presentation/PowerPoint

INITIATIVE AND INGENUITY

SUPERVISION RECEIVED

Under administrative direction, setting up own standard of performance. Virtually self-supervising. Reports to senior management of the organization.

PLANNING

Considerable responsibility with regard to general assignments in planning time, method, manner, and/or sequence of performance of own work, in addition, the organization and delegation of work operations for a division of employees engaged in widely diversified activities.

DECISION MAKING

Performs work operations which permit frequent opportunity for decision-making of major importance which would have considerable effect on the final attainment of multiple major activities and the organization's projects of a large organization component and organization's clientele.

MENTAL DEMAND

Highly intense mental demand. Continual involvement with strategic and operational management functions which relate to both the short-term and long-term time periods.

ANALYTICAL ABILITY / PROBLEM SOLVING

General oversight. Activities covered by general organizational philosophy and objectives. Solving problems in novel, non-recurring or swiftly changing situations in which the approach is not fully defined. Guidance by top executive officer or business owner.

RESPONSIBILITY FOR WORK OF OTHERS

Carries out supervisory responsibilities in accordance with the organization's policies and applicable laws. Responsibilities may include but not limited to interviewing, hiring and training employees; planning, assigning and directing work; appraising performance, rewarding and disciplining employees; addressing complaints and resolving problems.

Supervises a moderate size group (8-15) of employees engaged in important, complex operations, consisting of employees in different classifications who perform a wide variety of duties.

Supervises the following departments: Engineering Department

RESPONSIBILITY FOR FUNDS, PROPERTY and EQUIPMENT

Regularly responsible for funds, building premises, inventory, or other property owned, controlled, or leased by the organization and, in addition, may have temporary custody and responsibility of patron property, which through carelessness, error, loss, theft, misappropriation, or similar action would result in very important monetary losses to the organization. The total value for the above would range from $1,000,000 to $10,000,000.

ACCURACY

Probable errors would normally not be detected in succeeding operations and would definitely have serious effects in relationships with patrons and/or with the operations of other segments of the

organization. Frequent possibilities of error would exist at all times, since the above mentioned areas are inherent in the job.

ACCOUNTABILITY

FREEDOM TO ACT

Moderately directed. Freedom to act is given by upper level management guided by general policies and objectives that are reviewed by top management.

ANNUAL MONETARY IMPACT

The amount of annual dollars generated based on the job's essential duties / responsibilities. Examples would include direct dollar generation, departmental budget, proper handling of organization funds, expense control, savings from new techniques or reduction in manpower.

Large. Job creates a monetary impact for the organization from $10mm to $50mm.

IMPACT ON END RESULTS

Moderate impact. Job has a definite impact on the organization's end results. Participates with others in taking action for a department and/or total organization.

PUBLIC CONTACT

Regular contacts with patrons where the contacts are initiated by the employee. Involves both furnishing and obtaining information and, also, attempting to influence the decisions of those persons contacted. Contacts of considerable importance and of such nature, that failure to exercise proper judgment may result in important tangible or intangible losses to the organization.

EMPLOYEE CONTACT

Contacts with other departments or offices and also frequently with individuals in middle level positions; consulting on problems which necessitate judgment and tact in presentation to obtain cooperation or approval of action to be taken. Also, important contacts with associates as required in advanced supervisory jobs, plus frequent contact with senior level internal officials.

USE OF MACHINES, EQUIPMENT AND/OR COMPUTERS

Regular use of highly complex machines and equipment; specialized or advanced software programs.

WORKING CONDITIONS

Outside or inside working environment, wherein there are potential hazardous working conditions and life-threatening situations exist (fire, chemicals, electrical sources, heights, dangerous people, etc.) part of the time.

ENVIRONMENTAL CONDITIONS

The following work environment characteristics described here are representative of those an employee encounters while performing essential functions of this job. Reasonable accommodations may be made to enable individuals with disabilities to perform the essential functions.

While performing the functions of this job, the employee is regularly exposed to work near moving mechanical parts, outdoor weather conditions, wet or humid conditions, extreme cold, extreme heat; frequently exposed to fumes or airborne particles; and occasionally exposed to work in high, precarious places, toxic or caustic chemicals, vibration.The noise level in the work environment is usually loud.

PHYSICAL ACTIVITIES

The following physical activities described here are representative of those that must be met by an employee to successfully perform the essential functions of this job. Reasonable accommodations may be made to enable individuals with disabilities to perform the essential functions and expectations.

Moderate diversity, moderately physical. Work activities which allow for a moderate amount of diversity in the performance of tasks which requires somewhat diversified physical demands of the employee.

While performing the functions of this job, the employee is continuously required to talk or hear; regularly required to stand, walk, sit, use hands to finger, handle, or feel; frequently required to reach with hands and arms; and occasionally required to climb or balance, stoop, kneel, crouch, or crawl. The employee must occasionally lift and/or move up to 50 pounds. Specific vision abilities required by this job include close vision; distance vision; color vision; peripheral vision; depth perception; and ability to adjust focus.

ADDITIONAL INFORMATION
Not indicated.

RESOLUTION NO. 2019 - _____

RESOLUTION REGARDING AN UPDATED POSITION DESCRIPTION AND COMPENSATION PLAN FOR WASTEWATER SUPERINTENDENT FOR THE CITY OF BRYANT

WHEREAS, The City Council of the City of Bryant desires to adopt the updated position description and compensation plan for said position;

NOW THEREFORE, BE IT RESOLVED BY THE CITY COUNCIL OF THE CITY OF BRYANT, ARKANSAS THAT:

Section 1. The City Council of the City of Bryant hereby adopts the attached position description for the position of Wastewater Superintendent.

Section 2. The salary range for the Wastewater Superintendent position shall fall within the range suggested by the most recently adopted JESAP study. The 2019 adopted JESAP study suggests the following salary range for the position:

Minimum	Midpoint	Maximum
$46,048	$57,560	$69,073

PASSED AND APPROVED this _____day of _____, 2019.

APPROVED:

_____
Allen E. Scott, Mayor

ATTEST:

_____
Sue Ashcraft, City Clerk

Approved as to Form:

_____
Josh Farmer, City Attorney

City of Bryant - 2019
Wastewater Superintendent - Prop 2019 - Copy
Job Description

Job Code:	8000
Exempt:	Yes
Department:	Wastewater Collection
Reports To	Public Works Superintendent
Location:	Wastewater Department
Date Prepared:	March 08, 2012
Date Revised:	May 21, 2019

GENERAL DESCRIPTION OF POSITION
Responsible for installation, maintenance, repair, expansion and relocation of wastewater distribution facilities in the field. Other duties may be assigned

ESSENTIAL DUTIES AND RESPONSIBILITIES
1. Assists in planning methods and sequences of operations to facilitate additions, deletions and modifications to the system.

2. Directs activities of subordinate personnel who oversee installation, maintenance, and repair of wastewater collection facilities.

3. Confers with administrative and technical personnel and personnel to coordinate departmental activities.

4. Investigates any illegal use of services.

5. Ability to interact with team members.

6. Regular and punctual attendance.

7. Provides assistance to Water Superintendent in managing special projects related to wastewater collection (new businesses, subdivisions, schools, and apartment complexes), upgrades to transmission lines and new city wastewater facilities.

8. Provides assistance to Water Superintendent on special projects as needed and assumes Water Superintendent's duties in his/her absence.

9. Performs operations of heavy equipment such as backhoes, track hoes, dump trucks, etc. as needed.

10. Verifies location of various systems in the City's wastewater collection infrastructure for future mapping requirements.

11. Obtains additional equipment and materials needed to complete wastewater collections service.

12. Provides technical assistance with other City departments (Fire, Parks, Street) on matters pertaining to wastewater standards and maintenance and ensure compliance with Federal, State, and local standards.

13. Other duties as assigned.

14. Perform any other related duties as required or assigned.

QUALIFICATIONS
To perform this job successfully, an individual must be able to perform each essential duty mentioned satisfactorily. The requirements listed below are representative of the knowledge, skill, and/or ability required.

EDUCATION AND EXPERIENCE
Knowledge of a specialized field (however acquired), such as basic accounting, computer, etc. Equivalent of four years in high school, plus night, trade extension, or correspondence school specialized training, equal to two years of college, plus 5 years related experience and/or training, and 5 years related management experience, or equivalent combination of education and experience.

COMMUNICATION SKILLS
Ability to effectively communicate information and respond to questions in person-to-person and small group situations with customers, clients, general public and other employees of the organization.

MATHEMATICAL SKILLS
Ability to add, subtract, multiply, and divide in all units of measure, using whole numbers, common fractions, and decimals. Ability to compute rate, ratio, and percent and to prepare and interpret bar graphs.

CRITICAL THINKING SKILLS
Ability to utilize common sense understanding in order to carry out written, oral or diagrammed instructions. Ability to deal with problems involving several known variables in situations of a routine nature.

REQUIRED CERTIFICATES, LICENSES, REGISTRATIONS
Required to obtain Class 3 Wastewater Collection license and Class 3 Water Distribution license as directed by the department head. Valid Arkansas CDL Class B drivers license or a Class B CDL drivers license recognized by the State of Arkansas

PREFERRED CERTIFICATES, LICENSES, REGISTRATIONS
Not indicated.

SOFTWARE SKILLS REQUIRED
Basic: 10-Key, Accounting, Alphanumeric Data Entry, Contact Management, Database, Human Resources Systems, Payroll Systems, Presentation/PowerPoint, Spreadsheet, Word Processing/Typing

INITIATIVE AND INGENUITY

SUPERVISION RECEIVED
Under direction where a definite objective is set up and the employee plans and arranges own work, referring only unusual cases to supervisor.

PLANNING
Considerable responsibility with regard to general assignments in planning time, method, manner, and/or sequence of performance of own work, in addition, the work operations of a group of

employees, all performing basically the same type of work.

DECISION MAKING
Performs work operations which permit frequent opportunity for decision-making of minor importance and also frequent opportunity for decision-making of major importance, either of which would affect the work operations of small organizational component and the organization's clientele.

MENTAL DEMAND
Very close mental demand. Operations requiring very close and continuous attention for control of operations which require a high degree of coordination or immediate response. Operations requiring intermittent direct thinking to determine or select the most applicable way of handling situations regarding the organization's administration and operations; also to determine or select material and equipment where highly variable sequences are involved.

ANALYTICAL ABILITY / PROBLEM SOLVING
Moderately directed. Activities covered by wide-ranging policies and courses of action, and generally directed as to execution and review. High order of analytical, interpretative, and/or constructive thinking in varied situations.

RESPONSIBILITY FOR WORK OF OTHERS
Carries out supervisory responsibilities in accordance with the organization's policies and applicable laws. Responsibilities may include but not limited to interviewing, hiring and training employees; planning, assigning and directing work; appraising performance, rewarding and disciplining employees; addressing complaints and resolving problems.

Supervises a moderate size group (8-15) of employees engaged in important, complex operations, consisting of employees in different classifications who perform a wide variety of duties.

Supervises the following departments: Water Distribution and Wastewater Collection

RESPONSIBILITY FOR FUNDS, PROPERTY and EQUIPMENT
Occasionally responsible for organization's property where carelessness, error, or misappropriation would result in moderate damage or moderate monetary loss to the organization. The total value for the above would range from $150,000 to $1,000,000.

ACCURACY
Probable errors would normally not be detected in succeeding operations and could possibly affect organization-patron relationship, involve re-work, or additional expenditures in order to properly resolve the error. The possibility of such errors would occur quite frequently in performance of the job. May also cause inaccuracies or incomplete information that would be used in other segments of the organization as a basis for making subsequent decisions, plans, or actions.

ACCOUNTABILITY

FREEDOM TO ACT
Moderately directed. Freedom to act is given by upper level management guided by general policies and objectives that are reviewed by top management.

ANNUAL MONETARY IMPACT

The amount of annual dollars generated based on the job's essential duties / responsibilities. Examples would include direct dollar generation, departmental budget, proper handling of organization funds, expense control, savings from new techniques or reduction in manpower.

Small. Job creates a monetary impact for the organization from $100,000 to $1mm.

IMPACT ON END RESULTS
Moderate impact. Job has a definite impact on the organization's end results. Participates with others in taking action for a department and/or total organization.

PUBLIC CONTACT
Regular contacts with patrons where the contacts are initiated by the employee. Involves both furnishing and obtaining information and, also, attempting to influence the decisions of those persons contacted. Contacts of considerable importance and of such nature, that failure to exercise proper judgment may result in important tangible or intangible losses to the organization.

EMPLOYEE CONTACT
Contacts with other departments or offices and also frequently with individuals in middle level positions; consulting on problems which necessitate judgment and tact in presentation to obtain cooperation or approval of action to be taken. Also, important contacts with associates as required in advanced supervisory jobs, plus frequent contact with senior level internal officials.

USE OF MACHINES, EQUIPMENT AND/OR COMPUTERS
Regular use of complex machines and equipment (desktop/laptop computer and software, road and production machines and equipment, driver's license/cdl, etc.)

WORKING CONDITIONS
Disagreeable working conditions. Continuously exposed to several elements such as, noise, intermittent standing, walking; and occasional pushing, carrying, or lifting.

ENVIRONMENTAL CONDITIONS
The following work environment characteristics described here are representative of those an employee encounters while performing essential functions of this job. Reasonable accommodations may be made to enable individuals with disabilities to perform the essential functions.

While performing the functions of this job, the employee is regularly exposed to toxic or caustic chemicals, outdoor weather conditions; frequently exposed to work near moving mechanical parts; and occasionally exposed to work in high, precarious places, extreme heat, vibration.The noise level in the work environment is usually very loud.

PHYSICAL ACTIVITIES
The following physical activities described here are representative of those that must be met by an employee to successfully perform the essential functions of this job. Reasonable accommodations may be made to enable individuals with disabilities to perform the essential functions and expectations.

Moderate diversity, moderately physical. Work activities which allow for a moderate amount of diversity in the performance of tasks which requires somewhat diversified physical demands of the employee.

While performing the functions of this job, the employee is regularly required to stand, walk, sit, use hands to finger, handle, or feel, reach with hands and arms, climb or balance, stoop, kneel, crouch, or crawl, talk or hear, taste or smell. The employee must occasionally lift and/or move more than 100 pounds; frequently lift and/or move up to 50 pounds. Specific vision abilities required by this job include

close vision; distance vision; color vision; peripheral vision; depth perception; and ability to adjust focus.

ADDITIONAL INFORMATION
Not indicated.

RESOLUTION NO. 2019 - _____

RESOLUTION REGARDING AN UPDATED POSITION DESCRIPTION AND COMPENSATION PLAN FOR WATER SUPERINTENDENT FOR THE CITY OF BRYANT

WHEREAS, The City Council of the City of Bryant desires to adopt the updated position description and compensation plan for said position;

NOW THEREFORE, BE IT RESOLVED BY THE CITY COUNCIL OF THE CITY OF BRYANT, ARKANSAS THAT:

Section 1. The City Council of the City of Bryant hereby adopts the attached position description for the position of Water Superintendent.

Section 2. The salary range for the Water Superintendent position shall fall within the range suggested by the most recently adopted JESAP study. The 2019 adopted JESAP study suggests the following salary range for the position:

Minimum	Midpoint	Maximum
$46,048	$57,560	$69,073

PASSED AND APPROVED this _____day of _____, 2019.

APPROVED:

_____
Allen E. Scott, Mayor

ATTEST:

_____
Sue Ashcraft, City Clerk

Approved as to Form:

_____
Josh Farmer, City Attorney

City of Bryant - 2019
Water Superintendent - proposed 2019 - Copy
Job Description

Job Code: 8000
Exempt: Yes
Department: Water Distribution
Reports To Public Works Director
Location: Water Distribution Department
Date Prepared: March 08, 2012
Date Revised: May 21, 2019

GENERAL DESCRIPTION OF POSITION
Supervises activities of workers engaged in installation, maintenance, repair, expansion and relocation of water distribution facilities in the field. Other duties may be assigned.

ESSENTIAL DUTIES AND RESPONSIBILITIES
1. Assists in planning methods and sequences of operations to facilitate additions, deletions and modifications to the system.

2. Directs activities of subordinate personnel who oversee installation, maintenance, and repair of water distribution facilities including Meter Reading Department. Maintain accurate records of all Arkansas Department if Health reports and the collection of samples.

3. Confers with administrative and technical personnel and personnel to coordinate departmental activities.

4. Investigates any illegal use of services.

5. Ability to interact with team members.

6. Regular and punctual attendance.

7. Provides assistance to Wastewater Superintendent in managing special projects related to water distribution (new businesses, subdivisions, schools, and apartment complexes), upgrades to transmission lines and new city water facilities.

8. Provides assistance to Wastewater Superintendent on special projects as needed and assumes Wastewater Superintendent's duties in his/her absence.

9. Performs operations of heavy equipment such as backhoes, track hoes, dump trucks, etc. as needed.

10. Verifies location of various systems in the City's water distribution infrastructure for future mapping requirements.

11. Obtains additional equipment and materials needed to complete water distribution service.

12. Provides technical assistance with other City departments (Fire, Parks, Street) on matters pertaining to water standards and maintenance and ensure compliance with Federal, State, and local water quality standards.

13. Other duties as assigned.

14. Perform any other related duties as required or assigned.

QUALIFICATIONS
To perform this job successfully, an individual must be able to perform each essential duty mentioned satisfactorily. The requirements listed below are representative of the knowledge, skill, and/or ability required.

EDUCATION AND EXPERIENCE
Knowledge of a specialized field (however acquired), such as basic accounting, computer, etc. Equivalent of four years in high school, plus night, trade extension, or correspondence school specialized training, equal to two years of college, plus 5 years related experience and/or training, and 5 years related management experience, or equivalent combination of education and experience.

COMMUNICATION SKILLS
Ability to effectively communicate information and respond to questions in person-to-person and small group situations with customers, clients, general public and other employees of the organization.

MATHEMATICAL SKILLS
Ability to add, subtract, multiply, and divide in all units of measure, using whole numbers, common fractions, and decimals. Ability to compute rate, ratio, and percent and to prepare and interpret bar graphs.

CRITICAL THINKING SKILLS
Ability to utilize common sense understanding in order to carry out written, oral or diagrammed instructions. Ability to deal with problems involving several known variables in situations of a routine nature.

REQUIRED CERTIFICATES, LICENSES, REGISTRATIONS
Required to obtain Class 4 Water Distribution license and Class 3 Wastewater Collection license as directed by the department head. Also required to obtain a valid Arkansas CDL Class B drivers license or a Class B CDL drivers license recognized by the State of Arkansas

PREFERRED CERTIFICATES, LICENSES, REGISTRATIONS
Wastewater Class 3 License

SOFTWARE SKILLS REQUIRED
Basic: 10-Key, Accounting, Alphanumeric Data Entry, Contact Management, Database, Human Resources Systems, Payroll Systems, Presentation/PowerPoint, Spreadsheet, Word Processing/Typing

INITIATIVE AND INGENUITY

SUPERVISION RECEIVED
Under direction where a definite objective is set up and the employee plans and arranges own work, referring only unusual cases to supervisor.

PLANNING
Considerable responsibility with regard to general assignments in planning time, method, manner, and/or sequence of performance of own work, in addition, the work operations of a group of employees, all performing basically the same type of work.

DECISION MAKING
Performs work operations which permit frequent opportunity for decision-making of minor importance and also frequent opportunity for decision-making of major importance, either of which would affect the work operations of small organizational component and the organization's clientele.

MENTAL DEMAND
Very close mental demand. Operations requiring very close and continuous attention for control of operations which require a high degree of coordination or immediate response. Operations requiring intermittent direct thinking to determine or select the most applicable way of handling situations regarding the organization's administration and operations; also to determine or select material and equipment where highly variable sequences are involved.

ANALYTICAL ABILITY / PROBLEM SOLVING
Moderately directed. Activities covered by wide-ranging policies and courses of action, and generally directed as to execution and review. High order of analytical, interpretative, and/or constructive thinking in varied situations.

RESPONSIBILITY FOR WORK OF OTHERS
Carries out supervisory responsibilities in accordance with the organization's policies and applicable laws. Responsibilities may include but not limited to interviewing, hiring and training employees; planning, assigning and directing work; appraising performance, rewarding and disciplining employees; addressing complaints and resolving problems.

Supervises a moderate size group (8-15) of employees engaged in important, complex operations, consisting of employees in different classifications who perform a wide variety of duties.

Supervises the following departments: Water and Meter Reading Operations

RESPONSIBILITY FOR FUNDS, PROPERTY and EQUIPMENT
Occasionally responsible for organization's property where carelessness, error, or misappropriation would result in moderate damage or moderate monetary loss to the organization. The total value for the above would range from $150,000 to $1,000,000.

ACCURACY
Probable errors would normally not be detected in succeeding operations and could possibly affect organization-patron relationship, involve re-work, or additional expenditures in order to properly resolve the error. The possibility of such errors would occur quite frequently in performance of the job. May also cause inaccuracies or incomplete information that would be used in other segments of the organization as a basis for making subsequent decisions, plans, or actions.

ACCOUNTABILITY

FREEDOM TO ACT
Moderately directed. Freedom to act is given by upper level management guided by general

policies and objectives that are reviewed by top management.

ANNUAL MONETARY IMPACT
The amount of annual dollars generated based on the job's essential duties / responsibilities. Examples would include direct dollar generation, departmental budget, proper handling of organization funds, expense control, savings from new techniques or reduction in manpower.

Small. Job creates a monetary impact for the organization from $100,000 to $1mm.

IMPACT ON END RESULTS
Moderate impact. Job has a definite impact on the organization's end results. Participates with others in taking action for a department and/or total organization.

PUBLIC CONTACT
Regular contacts with patrons where the contacts are initiated by the employee. Involves both furnishing and obtaining information and, also, attempting to influence the decisions of those persons contacted. Contacts of considerable importance and of such nature, that failure to exercise proper judgment may result in important tangible or intangible losses to the organization.

EMPLOYEE CONTACT
Contacts with other departments or offices and also frequently with individuals in middle level positions; consulting on problems which necessitate judgment and tact in presentation to obtain cooperation or approval of action to be taken. Also, important contacts with associates as required in advanced supervisory jobs, plus frequent contact with senior level internal officials.

USE OF MACHINES, EQUIPMENT AND/OR COMPUTERS
Regular use of complex machines and equipment (desktop/laptop computer and software, road and production machines and equipment, driver's license/cdl, etc.)

WORKING CONDITIONS
Disagreeable working conditions. Continuously exposed to several elements such as, noise, intermittent standing, walking; and occasional pushing, carrying, or lifting.

ENVIRONMENTAL CONDITIONS
The following work environment characteristics described here are representative of those an employee encounters while performing essential functions of this job. Reasonable accommodations may be made to enable individuals with disabilities to perform the essential functions.

While performing the functions of this job, the employee is regularly exposed to toxic or caustic chemicals, outdoor weather conditions; frequently exposed to work near moving mechanical parts; and occasionally exposed to work in high, precarious places, extreme heat, vibration.The noise level in the work environment is usually very loud.

PHYSICAL ACTIVITIES
The following physical activities described here are representative of those that must be met by an employee to successfully perform the essential functions of this job. Reasonable accommodations may be made to enable individuals with disabilities to perform the essential functions and expectations.

Moderate diversity, moderately physical. Work activities which allow for a moderate amount of diversity in the performance of tasks which requires somewhat diversified physical demands of the employee.

While performing the functions of this job, the employee is regularly required to stand, walk, sit, use hands to finger, handle, or feel, reach with hands and arms, climb or balance, stoop, kneel, crouch, or crawl, talk or hear, taste or smell. The employee must occasionally lift and/or move more than 100 pounds; frequently lift and/or move up to 50 pounds. Specific vision abilities required by this job include close vision; distance vision; color vision; peripheral vision; depth perception; and ability to adjust focus.

ADDITIONAL INFORMATION

Not indicated.

Ordinance No. 2019- _____

AN ORDINANCE LEVYING A TAX ON ALL REAL PROPERTY IN THE CITY OF BRYANT, SALINE COUNTY, ARKANSAS FOR THE PURPOSES AS PROVIDED BY LAW.

NOW, THEREFORE, BE IT ORDAINED by the City Council of the City of Bryant, Arkansas:

Section One: That a tax of 1.9 mills on the dollar for the city purposes be and is hereby levied on all Real property within the corporate limits of the City of Bryant, Arkansas, as per property valuations on Saline County tax books for the year 2019.

Said tax shall be collected by the Collector of Saline County in 2020 as provided by law.

DULY PASSED AND APPROVED BY THE CITY COUNCIL OF THE CITY OF BRYANT, ARKANSAS, on this ___ day of _____, 2019.

_____

Allen E Scott, Mayor

ATTEST:

_____

Sue Ashcraft, City Clerk

Ordinance No. 2019- _____

AN ORDINANCE LEVYING A TAX ON ALL PERSONAL PROPERTY IN THE CITY OF BRYANT, SALINE COUNTY, ARKANSAS FOR THE PURPOSES AS PROVIDED BY LAW.

NOW, THEREFORE, BE IT ORDAINED by the City Council of the City of Bryant, Arkansas:

Section One: That a tax of 1.9 mills on the dollar for the city purposes be and is hereby levied on all Personal property within the corporate limits of the City of Bryant, Arkansas, as per property valuations on Saline County tax books for the year 2019.

Said tax shall be collected by the Collector of Saline County in 2020 as provided by law.

DULY PASSED AND APPROVED BY THE CITY COUNCIL OF THE CITY OF BRYANT, ARKANSAS, on this ___ day of _____, 2019.

_____

Allen E Scott, Mayor

ATTEST:

_____

Sue Ashcraft, City Clerk

RESOLUTION No. 2019 - _____

A RESOLUTION AUTHORIZING THE MAYOR TO ENTER INTO A FRANCHISE AGREEMENT FOR AMBULANCE SERVICES WITH SALINE MEMORIAL HOSPITAL

WHEREAS, the City of Bryant, Arkansas desires to utilize ambulance services for its citizens through Saline Memorial Hospital;

WHEREAS, Saline Memorial Hospital desires to provide ambulance services to the citizens of the City of Bryant.

NOW THEREFORE BE IT RESOLVED BY THE CITY COUNCIL FOR THE CITY OF BRYANT, ARKANSAS THAT:

Section 1. Authorization.

The Mayor and City Clerk are hereby authorized by the City Council for the City of Bryant, Arkansas to enter into a Franchise Agreement with Saline Memorial Hospital to provide ambulance services with the contract attached hereto as Exhibit 1.

Section 2. Severability.

In the event any title, section, paragraph, item, sentence, clause, phrase, or word of this resolution is declared or adjudged to be invalid or unconstitutional, such declaration or adjudication shall not affect the remaining portions of the resolution which shall remain in full force and effect as if the portion so declared or adjudged invalid or unconstitutional was not originally a part of the resolution.

Section 3. Repealer.

All resolutions and other matters in conflict with this resolution are hereby repealed to the extent of any inconsistency.

DULY PASSED AND APPROVED BY THE CITY COUNCIL OF THE CITY OF BRYANT, ARKANSAS, on this ___ day of _____, 2019.

_____
Allen E Scott, Mayor

ATTEST:

_____

Sue Ashcraft, City Clerk

FRANCHISE AGREEMENT

THIS AGREEMENT, MADE AND ENTERED INTO THIS _____ DAY OF _____, 2019 BY AND BETWEEN THE CITY OF BRYANT, ARKANSAS ("CITY"), AND SALINE HOSPITAL, LLC d/b/a SALINE MEMORIAL HOSPITAL ("HOSPITAL"), A HOSPITAL ORGANIZED AND EXISTING UNDER THE LAWS OF THE STATE OF ARKANSAS, WITNESSETH:

1. The term of this franchise shall be three (3) years from the effective date hereof. The effective date of this franchise shall be the _ day of ____, 2019. For and in consideration and subject to the conditions, agreement, and provisions of the franchise, the authority, the right, and privilege is hereby granted to Saline Memorial Hospital and its successors for three years from and after the effective date of this franchise, to establish, own, maintain, and operate an ambulance service (hereinafter referred to at times as "Medtran") and to transport patients over and upon the streets of the City and such additional area over which the City has or may have jurisdiction for such purposes.

   "Ambulance Service" as used in this instrument shall mean the transportation and emergency medical technician care provided the critically ill or injured prior to arrival at a medical facility and within a medical facility subject to the individual approval of the medical staff and governing board of that facility, and further to transport to or from medical facilities including but not limited to hospitals, nursing homes, physicians, offices, and other health care facilities, of person who are infirm or injured and who are transported in a reclining position or who are ill but considered to be non-emergency in status and who request ambulance transportation.

2. This franchise is hereby agreed to grant the exclusive privilege of operating and maintaining a paramedic ambulance service within the City of Bryant, Arkansas, for the period above stated. This franchise grants the privilege to operate said ambulance service over all streets, alleys, avenues, and public grounds of the City of Bryant for the above described purposes.

3. The Hospital agrees, during the term of this franchise, to maintain, as necessary, all items and equipment in order to maintain a safe and efficient ambulance service for the City of Bryant.

4. The Hospital shall have authority at all times to establish the rates to be charged for ambulance service covered hereunder. In addition to the standard rates, the Hospital may assess additional fees as necessary for services supplied to supplement the standard services such as emergency medication and use of emergency medical equipment considered non-routine.

5. The Hospital and its agent, employees, or servants shall at all times, during the period of this agreement, comply with all laws of the State of Arkansas, of the United States of America, or any of the Agencies or Departments of either of the foregoing relating to the operation of an ambulance service as described in this agreement. At all times during the period of this agreement Hospital shall provide medical treatment to at least the minimum standards of care outlined by the Arkansas Department of Health Division of EMS. Should Hospital not maintain said standard of operation or violate any other conditions stated herein, such shall be grounds for revocation of said franchise. Should the Hospital cease to provide ambulance service under this franchise for whatever reason, Hospital shall give at least sixty (60) days written notice to the Mayor of its intent to cease said service prior to the actual stopping of service.

6. City and Hospital agree that on or before the compliance date set forth in applicable regulations, they and each of them shall comply with the Health Insurance Portability and Accountability Act and its attendant privacy regulations, 45 C.F.R. parts 160 through 164 as amended from time to time ("HIPAA"), in processing, receiving, maintaining, or disclosing any Member medical records or information constituting protected health information ("PHI") as defined under HIPAA compliance date protect the privacy and confidentiality of such PHI as required by HIPAA.

7. Upon receiving a request for an ambulance response to the city of Bryant's response area, that city's dispatch will be notified within ten minutes of receipt of the call the status of the responding ambulance. If a Medtran ambulance is not immediately available, the Medtran shift supervisor will be contacted to coordinate a plan for an ambulance response to an incident. The plan of the responding ambulance should be relayed to the city's dispatch as soon as possible upon receiving the call.

8. Medtran will open all "live" continuing education to members of the Bryant Fire Department. In addition, Medtran will waive tuition fees for two Bryant City Personnel with first preference given to employees of the Fire Department members for the initial EMT program.

9. The provisions of this agreement shall be accepted in writing by the Hospital and the City of Bryant by the execution of this agreement by an authorized agent of the Hospital and by the execution of the Mayor and the City Clerk of the City of Bryant, whereupon said agreement shall be deemed to be in full force and effect.

10. Any changes under this agreement whether made by agreement of the parties or unilaterally under the terms of this agreement shall be made by written

amendment to this agreement upon proper execution by the necessary parties hereto.

IN WITNESS WHEREOF, the parties hereunto set their hands and seals on This _____ day of _____, 2019.

_____

Michael Stewart
Chief Executive Officer

_____

Allen E. Scott, Mayor
City of Bryant

ATTEST:

_____

Sue Ashcraft, City Clerk
City of Bryant

ORDINANCE NUMBER 2019- __

AN ORDINANCE AMENDING THE COMPREHENSIVE ZONING ORDINANCE OF THE CITY OF BRYANT TO REZONE CERTAIN PROPERTY FROM C-2 TO C-1.

BE IT ORDAINED BY THE CITY COUNCIL OF BRYANT, ARKANSAS;

Section 1. That certain real property described more fully below is hereby zoned to a classification of C-1 located in Ward 1.

Section 2. The comprehensive zoning ordinance and map of the City of Bryant is hereby amended to reflect the change of zoning classification set out in Section 1.

Section 3. The property affected by this ordinance is described as:

A part of the Southwest Quarter of the Southwest quarter of section 21, township 01 South, Range 14 West, Saline County Arkansas being more particularly described as follows:

Commencing at a point being used as the section corner of sections 20,21,28, and 29; Thence North 02 degrees 35 minutes 45 seconds East along the West line of the SW1/4 of the SW1/4 of section 21 a distance of 709.05 feet to a point; Thence North 60 degrees 29 minutes 34 seconds East a distance of 42.17 feet to a point on the Southeasterly prescriptive right of way line of Arkansas state highway No, 5 as established by AHTD affidavit dated August 14, 2014; Thence continue North 60 degrees 29 minutes 34 seconds East along said right of way line a distance of 649.84 feet to a point; Thence North 61 degrees 21 minutes 18 seconds East along said right of way line a distance of 288.90 feet to a point; Thence South 07 degrees 44 minutes 19 seconds East a distance of 48.05 feet to a point on the Southwesterly right of way line of Arkansas State Highway No. 5 as established by AHTD job No. 061335, said point being the point of beginning; Thence North 61 degrees 16 minutes 03 seconds East along said right of way line a distance of 105.28 feet to a point; Thence leaving said right of way line, South 08 degrees 17 minutes 25 seconds East a distance of 195.68 feet to a found angle iron; Thence South 85 degrees 36 minutes 06 seconds West a distance of 100.35 feet to a point; Thence North 07 degrees 44 minutes 19 seconds Est a distance of 152.11 feet, Returning to the point of beginning, containing 0.40 acre, more or less.

DULY PASSED AND APPROVED BY THE CITY COUNCIL OF THE CITY OF BRYANT, ARKANSAS, on this the _____ day of _____, 2019.

_____
Mayor Allen E. Scott

ATTEST:

_____
Sue Ashcraft, City Clerk

APPROVED AS TO FORM:

_____
Josh Farmer, City Attorney

APPLICATION
FOR CHANGE IN
ZONING DISTRICT BOUNDARIES

Applicant Name: Amanda Reep

Spouse Name: Casey Reep

Property Address: 3820 HWY 5 N, Bryant, AR 72022

Legal Description: _____

Existing Zoning Classification: C2

Requested Change: C1

Plat of Property is Attached ✓

Vicinity Map of property is attached _____

The undersigned designates the following process agent or attorney to represent the applicant at all hearings:

_____

This _____day of _____, _____

Amanda Reep
Applicant

Casey Reep
Spouse of Applicant

2222 Pear Orchard Dr
Address
Little Rock, AR 72211

501-545-9938
Phone

HOLLAND SURVEYING, LLC
PROFESSIONAL LAND SURVEYING SERVICES

#4281 LAKE NORRELL ROAD, ALEXANDER, ARKANSAS 72002
(CELL): 501-993-2893 (FAX): 501-320-4365
(E-MAIL): hollandsurveying1@gmail.com

SCALE: 1"=50' DATE: 03-11-19
FOR USE AND BENEFIT OF: AMANDA & CASEY REEP
PROPERTY ADDRESS: 3820 HWY 5 NORTH, BRYANT, AR 72022

PROPERTY DESCRIPTION FROM SURVEY:
A PART OF THE SOUTHWEST QUARTER OF THE SOUTHWEST QUARTER OF SECTION 21, TOWNSHIP 01 SOUTH, RANGE 14 WEST, SALINE COUNTY, ARKANSAS, BEING MORE PARTICULARLY DESCRIBED AS FOLLOWS:
COMMENCING AT A POINT BEING USED AS THE SECTION CORNER OF SECTIONS 20,21,28, AND 29; THENCE NORTH 02 DEGREES 35 MINUTES 45 SECONDS EAST ALONG THE WEST LINE OF THE SW1/4 OF THE SW1/4 OF SECTION 21 A DISTANCE OF 709.05 FEET TO A POINT; THENCE NORTH 60 DEGREES 29 MINUTES 34 SECONDS EAST A DISTANCE OF 42.17 FEET TO A POINT ON THE SOUTHEASTERLY PRESCRIPTIVE RIGHT OF WAY LINE OF ARKANSAS STATE HIGHWAY NO. 5 AS ESTABLISHED BY AHTD AFFIDAVIT DATED AUGUST 14, 2014; THENCE CONTINUE NORTH 60 DEGREES 29 MINUTES 34 SECONDS EAST ALONG SAID RIGHT OF WAY LINE A DISTANCE OF 649.84 FEET TO A POINT; THENCE NORTH 61 DEGREES 21 MINUTES 18 SECONDS EAST ALONG SAID RIGHT OF WAY LINE A DISTANCE OF 288.90 FEET TO A POINT; THENCE SOUTH 07 DEGREES 44 MINUTES 19 SECONDS EAST A DISTANCE OF 48.05 FEET TO A POINT ON THE SOUTHWESTERLY RIGHT OF WAY LINE OF ARKANSAS STATE HIGHWAY NO. 5 AS ESTABLISHED BY AHTD JOB NO. 061335, SAID POINT BEING THE POINT OF BEGINNING; THENCE NORTH 61 DEGREES 16 MINUTES 03 SECONDS EAST ALONG SAID RIGHT OF WAY LINE A DISTANCE OF 105.28 FEET TO A POINT; THENCE LEAVING SAID RIGHT OF WAY LINE, SOUTH 08 DEGREES 17 MINUTES 25 SECONDS EAST A DISTANCE OF 195.68 FEET TO A FOUND ANGLE IRON; THENCE SOUTH 85 DEGREES 36 MINUTES 06 SECONDS WEST A DISTANCE OF 100.35 FEET TO A POINT; THENCE NORTH 07 DEGREES 44 MINUTES 19 SECONDS WEST A DISTANCE OF 152.11 FEET, RETURNING TO THE POINT OF BEGINNING, CONTAINING 0.40 ACRE, MORE OR LESS.

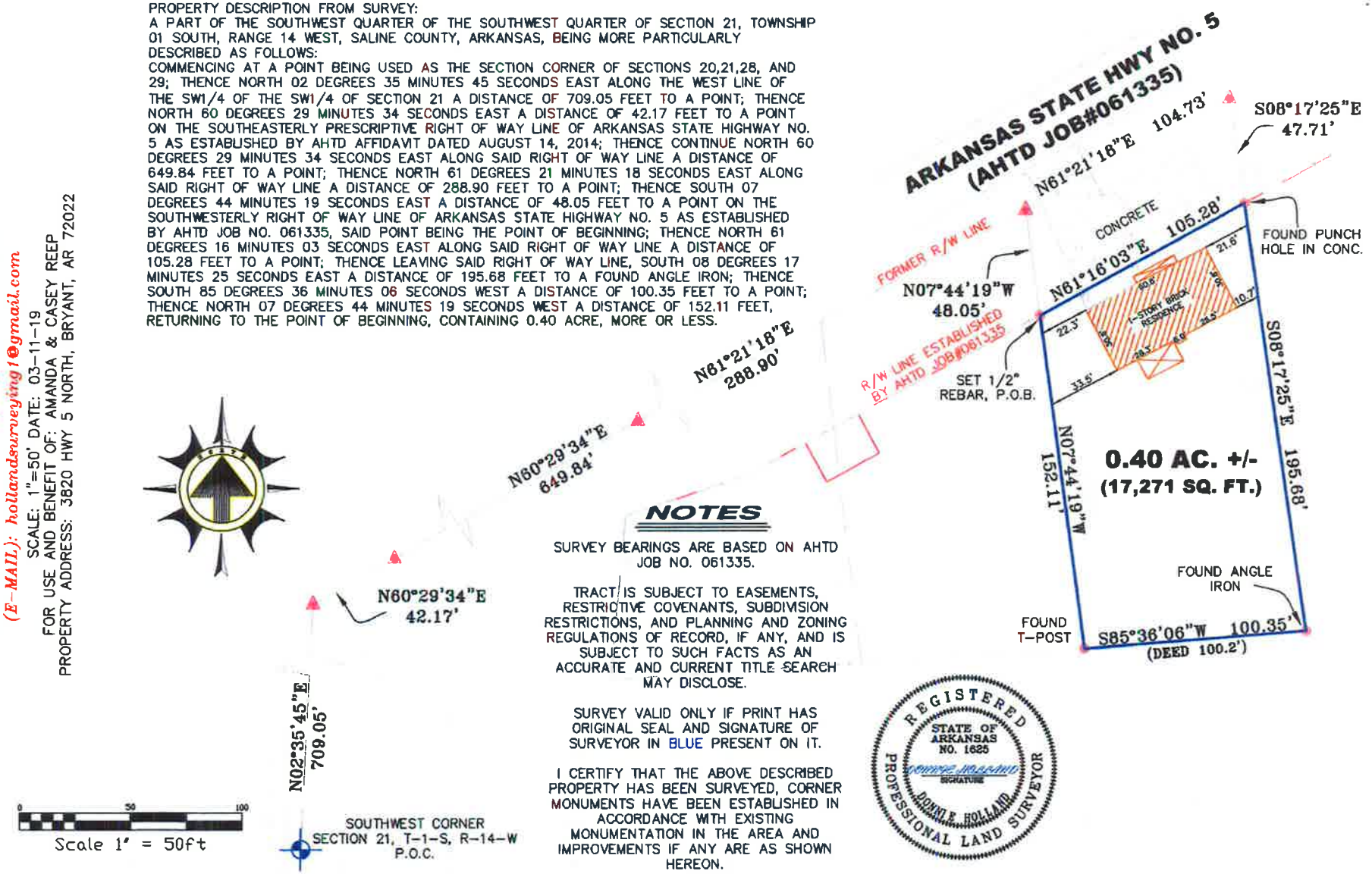

NOTES

SURVEY BEARINGS ARE BASED ON AHTD JOB NO. 061335.

TRACT IS SUBJECT TO EASEMENTS, RESTRICTIVE COVENANTS, SUBDIVISION RESTRICTIONS, AND PLANNING AND ZONING REGULATIONS OF RECORD, IF ANY, AND IS SUBJECT TO SUCH FACTS AS AN ACCURATE AND CURRENT TITLE SEARCH MAY DISCLOSE.

SURVEY VALID ONLY IF PRINT HAS ORIGINAL SEAL AND SIGNATURE OF SURVEYOR IN BLUE PRESENT ON IT.

I CERTIFY THAT THE ABOVE DESCRIBED PROPERTY HAS BEEN SURVEYED, CORNER MONUMENTS HAVE BEEN ESTABLISHED IN ACCORDANCE WITH EXISTING MONUMENTATION IN THE AREA AND IMPROVEMENTS IF ANY ARE AS SHOWN HEREON.

W Robinhood Dr
E Robinhood Dr
Springhill Rd
Arey Dr
Royal Ct
Emerald Ct
Brandon Rd
Hwy 5 N Old Stagecoach
Shady Pine
Brandon Loop
Encore Way
Springhill Crossover Rd
Active Way
I-30
I-30
I-30
90 45 0 90 Meters

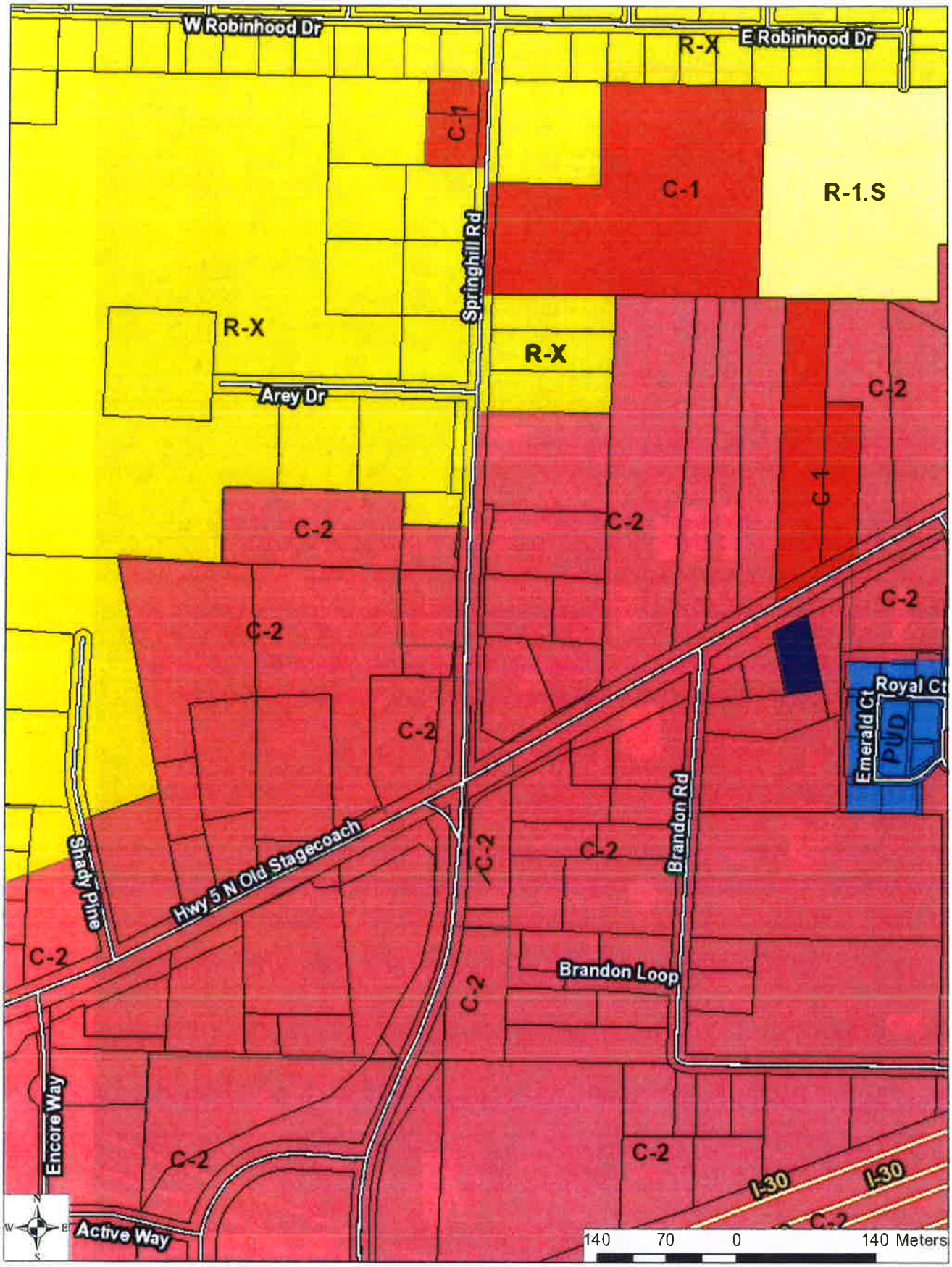
W Robinhood Dr
E Robinhood Dr
R-X
C-1
C-1
R-1.S
Springhill Rd
R-X
R-X
Arey Dr
C-2
C-1
C-2
C-2
C-2
C-2
C-2
Royal Ct
Emerald Ct
PUD
Brandon Rd
Hwy 5 N Old Stagecoach
Shady Pine
C-2
C-2
C-2
Brandon Loop
C-2
Encore Way
C-2
C-2
I-30
I-30
C-2
Active Way
140 70 0 140 Meters